

Secretary Desk
University of Washington Bulletin

Curriculum Office


517 Schmitz

Do Not Remove

Time Schedule

Preliminary

Autumn Quarter 1984



PUBLISHED IN SPRING 1984
© 1984 UNIVERSITY COMMUNICATIONS, INC.

Time Schedule

Preliminary

Autumn Quarter 1984

| | |
|---|--|
| Preregistration: May 16-18, 21-25 | <small>Last day to register and receive highest priority</small> |
| Freshmen (0-44 credits) | May 16, 17 |
| Seniors (135 credits) | May 17, 18 |
| Graduate students | May 18, 21 |
| Postbaccalaureate (fifth-year) students | May 21, 22 |
| Juniors (90-134 credits) | May 22, 23 |
| Sophomores (45-89 credits) | May 23, 24, 25 |

Class standing is based on the projected number of credits the student will have at the beginning of the next quarter. Faculty and staff using tuition exemptions may not preregister.

In-person registration (by appointment only): June 21-August 17, September 20, 21, 24-26

Matriculated students: June 21-August 17, September 20, 21, 24, 25
 Nonmatriculated students: September 26
 Tuition-exempt faculty/staff: September 26
 "Access" students: September 26

NOTE: BEGINNING WITH AUTUMN QUARTER REGISTRATION THE SECTIONS BRANCH OFFICE, ODEGAARD UNDERGRADUATE LIBRARY, WILL MOVE TO HUTCHINSON HALL.

DIRECTORY OF CLASSES FOR THE UNIVERSITY OF WASHINGTON

Published By:
 University
 Communications, Inc.

President:
 Andrew C. Citsay

Vice President:
 Linda Harris



A Subsidiary of Ziff-Davis Publishing Company
 P.O. Box 1234 • Rahway, N.J. 07065
 (201) 382-6161

Publisher:
 University Communications, Inc.

**Director of
 National Advertising:**
 Jerry Koffler


**Director of
 College Relations:**
 Edward Seyler

CONTENTS

| | |
|---|-----|
| General Information | |
| Rules and Regulations Appeal Procedure | 4 |
| Guaranteed Registration Eligibility | 4 |
| Full-time Student Requirement (veterans' benefits, Social Security benefits, international students) | 4 |
| Nonmatriculated Students | 4 |
| Tuition-exempt Faculty/Staff | 4 |
| "Access" Program for Older Adults | 4 |
| Auditors | 4 |
| Disabled Students | 4 |
| Athletic Events | 4 |
| Registration Instructions | |
| Academic Adviser | 4 |
| Preregistration | 5 |
| Eligibility | 5 |
| Submitting the Preregistration Form | 5 |
| If You Miss Preregistration | 5 |
| Schedule of Classes | 5 |
| Registered Students | 5 |
| In-person Registration | 5 |
| Eligibility | 5 |
| How to Register | 5 |
| Submitting the Registration Form | 5 |
| Schedule of Classes | 5 |
| Entry Cards | 5 |
| Late Registration | 5 |
| Registration Changes | 5 |
| Change Appointments and Late Fee | 5 |
| Grades in Dropped Courses and Drop Restrictions | 5 |
| Fee Forfeitures or Refunds | 6 |
| Courses Added After the Official Change Period | 6 |
| Fee Payment | 6 |
| Quarterly Tuition and Fee Rates | 6 |
| Special Course and Laboratory Fees | 6 |
| Change of Address | 6 |
| Student Insurance | 6 |
| WASHPIRG | 7 |
| Washington Student Lobby (WSL) | 7 |
| Withdrawal From the University | 7 |
| Continuing Students | 7 |
| New and Returning Students | 7 |
| Grading System | 7 |
| Repeating Courses | 7 |
| The Grade of Incomplete | 7 |
| Satisfactory/Not Satisfactory | 8 |
| Credit/No Credit-Only Courses | 8 |
| Autumn Quarter 1984 Calendar | 10 |
| Autumn Quarter 1984 Examination Schedule | 11 |
| Guide to Course Listings | 12 |
| Guide to Classroom Locations | 12 |
| New Courses for Autumn Quarter 1984 | 13 |
| Independent Study Through Correspondence | 14 |
| Time Schedule of Autumn Quarter 1984 Course Offerings | 16 |
| Department, Major, and College Codes | 124 |
| Index to the <i>Time Schedule</i> | 126 |

THE PLACEMENT CENTER AT THE UNIVERSITY OF WASHINGTON LOOKS FORWARD TO THE OPPORTUNITY OF HELPING YOU PLAN YOUR FUTURE

The Placement Center, located in 301 Loew Hall, is the career center on the University of Washington campus. Counselors are available to help you in career decision-making and job search techniques. A large collection of career information and company materials is available for student use. Job listings, on-campus interviews, career planning seminars, job search workshops, and educational placement and graduate school file services are available to undergraduate and graduate students. If you have questions about your career, either what it will be, or how to get that first job, we're here to help. Call 543-0535 or drop by 301 Loew.



UNIVERSITY OF WASHINGTON

This message supporting the Placement Office Services was sponsored by the following organizations:

AMERICAN EXPRESS CO.
AT&T BELL LABORATORIES
AT&T INFORMATION SYSTEMS
AT&T TECHNOLOGIES INC.
BANK OF AMERICA
EBASCO SERVICES
FORD AEROSPACE
FRITO-LAY, INC.

GENERAL DYNAMICS CORP.
HUGHES AIRCRAFT CO.
LAWRENCE LIVERMORE NATIONAL
LABORATORY
MOBIL OIL CORP.
NCR CORP.
NATIONAL SECURITY AGENCY

NAVAL WEAPONS CENTER
NAVY OFFICER PROGRAMS
ROCKWELL INTERNATIONAL
U.S. COAST GUARD
U.S. DEPARTMENT OF COMMERCE/
PATENT & TRADEMARK OFFICE
WANG LABORATORIES, INC.

GENERAL INFORMATION

It is the University's expectation that a student will follow University rules and regulations as they are stated in the *General Catalog*. In instances where no appeal procedure is spelled out and the student is persuaded that a special set of circumstances makes appeal reasonable, he or she may appeal the application of specific rules or regulations to the office of the dean of the school or college in which he or she is enrolled in the case of an academic matter, or to the Office of Student Affairs in the case of a nonacademic matter. These offices will either render a decision on the appeal or refer the student to the proper office for a decision.

GUARANTEED REGISTRATION ELIGIBILITY

University of Washington students who remain in good scholastic standing are guaranteed the opportunity to register each quarter as long as they maintain continuous enrollment (Summer Quarter excepted). Continuation must be in the same classification, e.g., undergraduate, postbaccalaureate (fifth-year), graduate, etc. Once a student earns a baccalaureate degree, he or she must apply for readmission as a postbaccalaureate (fifth-year), nonmatriculated, or graduate student. Exceptions to the guarantee are: (1) students under disciplinary action, (2) students with a financial hold, or (3) students not meeting their departmental continuation policies.

If an undergraduate does not enroll for one or more quarters, or if a graduate student goes on-leave, he or she must file an application for readmission, including payment of \$25 application fee, with the Registrar's Office. Information on admission closing dates is available at Window 3, second floor, Schmitz Hall, or by calling 543-5920.

FULL-TIME STUDENT REQUIREMENT

To be considered a full-time student, an undergraduate must register for 12 credits and a graduate student must register for 9 credits. The full-time registration requirement varies for different agencies. Information on full-time requirements of the Veterans Administration, Immigration and Naturalization Service, and Social Security Administration may be obtained at 460 Schmitz. Consult the Financial Aid Office for its requirement on satisfactory student progress.

NONMATRICULATED STUDENTS

Nonmatriculated students register September 26 and enroll only on a space-available basis. Because nonmatriculated students register after all other students, enrollment may be closed in the following areas: mathematics, English composition, beginning foreign languages (particularly French and Spanish), business, and art. Nonmatriculated students may participate in preregistration for the Summer Quarter.

TUITION-EXEMPT FACULTY/STAFF

With the approval of their department heads, regularly admitted full-time UW faculty and staff members who have been employed six months or more may take up to 6 credits per quarter under the tuition exemption program. According to legislative action, all registrations must be on a space-available basis after other students have registered. Members of the faculty and staff who wish to utilize the exemption may not preregister; registration may occur no earlier than the last day of the registration period. Faculty/staff who register before the last day will not be eligible to use a tuition exemption that quarter. Registration appointments are not required. New faculty/staff members, who enroll must be officially admitted by the Office of Admissions by the regular admission closing date; May 1 is the closing date for Autumn Quarter. Faculty/staff members who are former students returning either in the same classification or as nonmatriculated students should apply at the Registration Office, Window 8, second floor, Schmitz Hall.

Employees should present their approved tuition exemption cards at Sections, Odegaard Undergraduate Library, according to the schedule listed below. A \$5 registration fee will be collected at the time of registration. The alphabetical priority will change each quarter. Regularly admitted faculty and staff members who are unable to meet this schedule may register late by paying \$25 if registering by the tenth day of the quarter; \$75 if registering after the tenth day of the quarter.

Autumn Quarter Registration Date: September 26, 1984

Last names beginning with L-M (8-9 a.m.); N-O-P (9-10 a.m.); Q-Z (10-11 a.m.); A-B (11 a.m.-noon); C (noon-1 p.m.); D-E-F (1-2 p.m.); G-H (2-3 p.m.); I-J-K (3-4 p.m.); makeup (4-4:30 p.m.).

Tuition-exempt faculty/staff are not entitled to other student services such as those available at the Hall Health Center and the Intramural Activities Building. Therefore, UW student cards will not be issued to faculty and staff. Faculty/staff identification cards may be used for library services.

"ACCESS" PROGRAM FOR OLDER ADULTS

The University of Washington waives tuition for Washington residents sixty years or older who wish to attend classes as auditing students, on a space-available basis. The fee is \$5, whether one or two courses are attended. As auditors, they do not receive credit and are not expected to do laboratory work or to take examinations. Students who attend the University under the Access program are limited to two courses per quarter. Registration may be made in person on Wednesday, September 26, between 8 a.m. and 2 p.m. at the Sections branch office, in the basement of the Odegaard Undergraduate Library. Interested students should proceed to the area marked Access. For additional information on mail-in registration or about the program in general, telephone Continuing Education, 545-7418, between 9 a.m. and noon.

AUDITORS

Auditors, except Access program students, pay standard tuition and fees and must be regularly admitted and registered in the course. Although credits for audited courses will not be listed on the schedule of classes, they will be included in the billing on the fee statement. Such credits count in the calculation of fees.

Attendance in courses as an auditor is by consent of the instructor involved and is conditioned by the extent to which space is available. Permission to audit is ordinarily granted for lecture classes only. An auditor may not participate in class discussion or laboratory work, and his or her registration may be canceled at the discretion of the instructor.

No entry is made on the permanent record for courses audited. To receive credit for an audited course, the student must register for the class for credit in a subsequent quarter.

Auditors follow registration instructions below.

DISABLED STUDENTS

Various support services, including priority registration, are available to students with disabilities. Contact the Coordinator for Disabled Student Services, 482 Schmitz, 543-8924, for information on equipment, technical aids, and accommodations to meet individual needs. Access: *University of Washington*, a guidebook to buildings on the campus, and an accompanying map may be obtained from the office.

Students with disabilities who register for a science laboratory class should telephone the Coordinator, 543-8924, and the academic adviser of that department immediately to evaluate whether some accommodation of the facilities will be necessary.

ATHLETIC EVENTS

Students may purchase a Husky Football Season Pass at the Husky Ticket Office, 101 Graves, or at the HUB Ticket Office, for admission to the following athletic events: football, soccer, and volleyball. For additional information, telephone 543-2200.

REGISTRATION INSTRUCTIONS

NOTE: BEGINNING WITH AUTUMN QUARTER REGISTRATION THE SECTIONS BRANCH OFFICE, ODEGAARD UNDERGRADUATE LIBRARY, WILL MOVE TO HUTCHINSON HALL.

ACADEMIC ADVISER

See an academic adviser to discuss your educational objectives and to learn the procedures involved in registering at the Univer-

sity. Have an idea of the courses you would like to take before seeing an adviser by reviewing the *General Catalog* and the quarterly *Time Schedule*.

PREREGISTRATION

1. Eligibility

Preregistration is reserved for all continuing students *except* tuition-exempt faculty/staff, older adults auditing under the Access program, and nonmatriculated students. These last three groups may register only during the last day of in-person registration (see Winter Quarter calendar).

Continuing students who withdraw during the first week of two consecutive quarters (Summer Quarter excepted) will not be eligible to register as continuing students for the third quarter. Such students must reapply as former students returning to the University. For example, a student who withdraws during the first week of Spring Quarter and Autumn Quarter must reapply as a returning former student for Winter Quarter.

2. Submitting the Preregistration Form

Mark-sense registration forms are available at advisory offices and at Registration Office, Window 3, second floor, Schmitz Hall. Please note that some courses listed in the *Time Schedule* have restricted enrollment and will require entry cards. Also, undergraduates will not be scheduled for more than 19 credits until the first day of the quarter. This is done to allow all students a chance to develop a basic program.

Students preregistering may turn in forms at:

- Registration lobby, second floor, Schmitz Hall
- B10 Padelford
- Fourth-floor student lounge, T-wing, Health Sciences Building

3. If You Miss Preregistration

Obtain an in-person registration appointment and register by September 25 at Window 8, Schmitz Hall. After September 25 you will be required to register late and to pay a \$25 late registration fee at the Student Accounts and Scholarships Office, 129 Schmitz, if registering by the tenth day of the quarter; \$75 after the tenth day of the quarter.

4. Schedule of Classes

All students who preregister will be scheduled by computer at one time. The scheduling priority is: freshmen, seniors, graduate students, postbaccalaureate (fifth-year), juniors, and sophomores. Schedules will be mailed June 12.

5. Registered Students

Students who preregister but are not scheduled into any courses are not considered registered students who do not apply early enough to be eligible for preregistration or who miss preregistration. They are not included on the current file of registered students, and are not eligible for preregistration the following quarter. Students in this category must submit a Former Student Application for the next quarter they wish to attend the University.

IN-PERSON REGISTRATION

1. Eligibility

In-person registration is primarily for newly admitted and returning former students who do not apply early enough to be eligible for preregistration or who miss preregistration. Continuing matriculated students who miss preregistration, tuition-exempt faculty/staff, older students in the Access program, and nonmatriculated students also register during in-person registration. All students, except Access students, must be admitted to the University before attempting to register. When you have confirmed your admission you will be issued a registration appointment.

2. How to Register

On or before your registration date, obtain a *Time Schedule* and a Registration Instructions worksheet from your advisory office or from the Registration Office, second floor, Schmitz Hall. (These may also be obtained in the ~~Odegaard Undergraduate Library~~ registration area while registration is in progress.) Obtain permission and or course entry cards (if required) as indicated in the *Time Schedule* before your registration is processed. Once your registration is completed by the Sections staff, you are obligated for tuition and fee payment unless you officially withdraw by the fifth class day. Undergraduates will not be scheduled for more than 19 credits until the first day of the quarter. This is done to allow all students a chance to develop a basic program.

3. Submitting the Registration Form

- New and returning former students register by appointment only on June 21–August 17 at the ~~Sections Branch Office, Odegaard Undergraduate Library~~.

NOTE: BEGINNING WITH AUTUMN QUARTER REGISTRATION THE SECTIONS BRANCH OFFICE, ODEGAARD UNDERGRADUATE LIBRARY, WILL MOVE TO HUTCHINSON HALL.

b) If you are a continuing matriculated student who did not preregister, you must obtain an in-person registration appointment and register by September 25. Continuing students who request in-person registration appointments and register after September 25 will be required to register late during the first ten days of school and pay a \$25 late registration fee; after the first ten days of the quarter, a \$75 late registration fee is assessed.

c) If you are registering September 20–25, ~~go to the Sections Branch Office, Odegaard Undergraduate Library~~, on the date and time indicated on your registration appointment. 353 Loew will be closed for registration. Engineering students will register in the ~~Odegaard Undergraduate Library~~.

d) Nonmatriculated students may register only on September 26. Appointments are available at Window 8, second floor, Schmitz Hall.

e) Tuition-exempt faculty/staff members and students in the Access program register only on September 26.

4. Schedule of Classes

a) If you register June 21–August 17, your schedule of classes will be mailed to the address you indicate on the registration form. All students registering during this period are scheduled by computer at one time. The scheduling priority is: freshmen, seniors, graduate students, postbaccalaureate (fifth year) students, juniors, and sophomores. Schedules will be mailed June 12.

b) If you register September 20–25, your courses will be scheduled while you wait and you will be given a copy of your completed program when you have finished registering.

ENTRY CARDS

Certain courses and sections require entry cards for registration. Students who request these courses (and/or sections) on their registration request forms will not be registered in the courses unless the requests are accompanied by entry cards. An entry card alone is not sufficient. The course and schedule line number (SLN on entry card) must also be requested on the mark-sense registration form. Obtain course entry cards for courses designated with the symbol >>> in the margin of the *Time Schedule*. Information on where to obtain entry cards is found in the body of the *Time Schedule*, either as a comment before the course listing or just after the title of the course.

LATE REGISTRATION

Students who register after the official registration period will be charged a \$25 late registration fee, payable at the Student Accounts and Scholarships Office, 129 Schmitz, if registering by the tenth day of the quarter; \$75 after the tenth day of the quarter.

REGISTRATION CHANGES

1. Change Appointments and Late Fee

a) *All changes to a student's program should be completed during the official change periods (see calendar).* Changes are made by appointment only. Appointments are available at Window 3, second-floor lobby, Schmitz Hall. A student who arrives more than a half-hour late will be required to make a new appointment.

Students in the schools/colleges of Medicine, Dentistry, Nursing, Pharmacy, Public Health and Community Medicine, Ocean and Fishery Sciences, and Forest Resources may make changes during the first week of the quarter, without an appointment, in the fourth floor lobby of the T-wing, Health Sciences Building.

Engineering students may make registration changes in 110 Engineering Library during the first week of the quarter. No appointments will be necessary for the engineering satellite registration station. Both the T-wing and engineering satellite station will close on Tuesday evening of the second week of the quarter. Changes on Wednesday, Thursday and Friday of the second week will be made in the ~~Odegaard Undergraduate Library~~; after the second week, in 264 Schmitz.

Changes made after the official change period cost \$20 and may result in fee forfeiture (see item 3 of this section).

b) *Students will be expected to present Autumn Quarter 1984 University of Washington student identification cards when requesting appointments.* No more than one change appointment will be issued to a student at a time. Additional change appointments will be issued only after the initially assigned appointment has been used or the date has expired.

2. Grades in Dropped Courses and Drop Restrictions

a) *Undergraduates.* Undergraduate students who drop courses after the change periods receive no entry on their academic record

if the drop is made during the first two weeks of the quarter. Drops made during the third and fourth weeks of the quarter will be recorded with a "W." No drops are permitted after the fourth week except for a limited number determined by the number of credits earned at the University. While completing the first 44 credits at the University, the student has three drops permitted after the fourth week. Any of these three drops not used by the time 45 credits are earned are forfeited. After 45 credits have been completed at the University, the student earns one late drop for each 45 credits earned. These may be accumulated and used as necessary. *No drops of any kind are permitted after the last day of instruction.*

b) **Graduate Students.** Graduate students who drop courses after the first two weeks of the quarter receive a grade of "W." No drops are permitted after the seventh week of instruction.

c) Students may petition the Registrar to drop a course after the regular drop deadline if: (1) the student is unable to complete the course in question because of a severe mental or physical disability, or (2) unusual or extenuating circumstances beyond the student's control prevented the student from dropping the course by the regular drop deadline. Petitions must be filed promptly after the occurrence of the event that gave rise to the need for dropping the course.

3. Fee Forfeitures or Refunds

a) Students will be billed for the number of credits, including audit hours, on their programs at the end of the first week of the quarter. Only partial fee reductions will result for courses dropped after the first week of the quarter.

b) Students dropping courses after the first seven calendar days of the quarter and through the thirtieth calendar day of the quarter will be expected to pay one-half of the tuition and fees associated with that course. Example: An undergraduate originally registered for 5 credits. The fee for 5 credits is \$219 (resident). The student then drops a 3-credit course in the second week of the quarter. The total number of credits for which the student remains registered is 2. Tuition and fees are due for the 2 credits (\$90) and one-half the difference between 5 credits and 2 credits, in this case an additional \$64.50. Total fees owed are \$154.50. The student has been registered in the dropped course for more than one week and therefore must pay half the fees for the course.

c) Courses dropped after the thirtieth calendar day receive no refund. Example: A student is registered for a 3-credit course. The student drops that course after the thirtieth calendar day. No refund is available. If the student adds a different 3-credit course at the time the original 3-credit course is dropped, he or she will pay tuition and fees for 6 credits.

d) The effect of fee forfeitures on the over-18-credit surcharge is as follows: forfeitures for courses dropped that exceeded 18 credits are charged the same as in (b) and (c) above. Also, if a student drops a course after the thirtieth calendar day and adds another, an additional fee per credit will be charged as appropriate. Example: if a student is registered for 15 credits, drops one 5-credit course and then adds another 5-credit course, after the thirtieth calendar day, he or she will be charged for 20 credits although the student's class schedule will show only the 15 registered credits. As a result, he or she will pay for 2 credits above the 18-credit limit.

e) Drops become effective the date received in Sections.

4. Courses Added After the Official Change Period

a) As a general rule, no courses may be added after the official change period. Exceptional cases may be approved if both the instructor of the course and the dean of the student's college consent.

b) Courses audited may not be changed to a credit registration after the first two weeks of the quarter.

FEE PAYMENT

1. A fee statement will be mailed to the address you indicate on your mark-sense registration form. If you have not received a fee statement by the end of the second week of the quarter, contact the Student Accounts and Scholarships Office for the amount of tuition due.

2. You may pay your fees in person in the Student Accounts and Scholarships Office or mail them to UW, Student Accounts and Scholarships Office, 129 Schmitz, PE-10, Seattle, WA 98195, before the tuition due date. Fees must be paid by Friday of the third week of the quarter whether or not you have received a statement.

3. If you fail to pay by the deadline you may continue to pay your fees, with a \$30 late fee, for one week following the due date. If fees are not paid by this time your registration will be canceled. Students permitted to reregister after cancellation for nonpayment

will be charged a \$75 fee, in addition to their tuition. If you reregister, you must reregister for all classes on your original schedule. No reregistration will be possible after the last day of instruction. *Please note: Even if your registration is canceled you will continue to owe one-half your tuition and fees if you are a continuing student or, if you are a new or returning student, \$50 or one-half your tuition and fees, whichever is greater.*

4. Credit card checks are not accepted.

Quarterly Tuition and Fee Rates

| Undergraduate (including nonmatriculated and postbaccalaureate [fifth-year]) | Resident | Nonresident |
|--|----------|-------------|
| Additional fee per credit for more than 18. | \$ 39 | \$ 116 |
| Full time (9½–18 credits) | 434 | 1,206 |
| Part time: 9 credits | 391 | 1,085 |
| 8 credits | 348 | 964 |
| 7 credits | 305 | 843 |
| 6 credits | 262 | 722 |
| 5 credits | 219 | 601 |
| 4 credits | 176 | 480 |
| 3 credits | 133 | 359 |
| 2 credits | 90 | 238 |

Graduate and Law

| | | |
|---|-----|-------|
| Additional fee per credit for more than 18.* | 83 | 216 |
| Full time (6½–18 credits) | 628 | 1,562 |
| Part time: 6 credits | 538 | 1,339 |
| 5 credits | 448 | 1,116 |
| 4 credits | 358 | 893 |
| 3 credits | 268 | 670 |
| 2 credits | 178 | 447 |

Medical and Dental

| | | |
|-----------------------------------|-------|-------|
| Full time (13 or more credits) | 1,016 | 2,576 |
| Part time: 12 credits | 938 | 2,378 |
| 11 credits | 860 | 2,180 |
| 10 credits | 782 | 1,982 |
| 9 credits | 704 | 1,784 |
| 8 credits | 626 | 1,586 |
| 7 credits | 548 | 1,388 |
| 6 credits | 470 | 1,190 |
| 5 credits | 392 | 992 |
| 4 credits | 314 | 794 |
| 3 credits | 236 | 596 |
| 2 credits | 158 | 398 |

* Does not apply to J.D. candidates.

Fees are subject to change without notice.

Special Course and Laboratory Fees

The amounts listed in the Tuition and Fee Rate schedule normally cover University charges for course registration. Some courses, however, have extraordinary expenses associated with them and in such cases the University may charge additional fees in amounts approximating the added instructional or laboratory costs.

CHANGE OF ADDRESS

If you change your address after you have turned in your mark-sense registration form, be sure to complete a change of address form at the Registration Office. Forms are available at Window 3, second floor, Schmitz Hall. *You are responsible for notifying the Registrar's Office of any address change.*

STUDENT INSURANCE

UW students who remain registered through at least the first six days of instruction in the quarter are eligible to enroll in the student health insurance plan. The following students are not eligible:

1. Those enrolled only in programs administered by Continuing Education or Conferences and Institutes, including but not limited to extension, correspondence, independent study, continuing studies, noncredit courses, or the Access program; or

2. UW employees attending classes under the employee tuition exemption program.

Students who do not specifically request a particular student insurance plan or who do not specifically state they do not wish student insurance automatically will be enrolled and billed for *student*

only medical, surgical, and hospital insurance.

If you are billed for student insurance and wish to cancel your coverage, complete the appropriate section on the remittance copy of the billing statement and pay the amount billed less the indicated amount for insurance. If you wish to change or add coverage, you must do so in person in the Student Accounts and Scholarships Office by the date tuition is due. Tuition/fees and the student health insurance premium must be paid in full by the due date to be eligible for health insurance.

International students

International students must subscribe to the student insurance plan. Penalties for not paying insurance fees by the tuition due date are the same as tuition penalties under #3 of Fee Payment section. Exceptions may be granted by the International Services Office if the student presents proof of other medical insurance coverage. Students are responsible for obtaining a waiver each Autumn Quarter (or upon initial admission if other than Autumn Quarter), because waivers are valid only through Summer Quarter each year. Students holding insurance policies that expire during the academic year are responsible for obtaining new waiver cards, as necessary. Insurance waiver cards submitted during the late payment period require a \$30 late fee. To be eligible for the student health insurance plan, the student must pay, in full, tuition, fees, and the student health insurance premium by the due date. International students who want coverage during the Summer Quarter and are not enrolled Summer Quarter must prepay the Summer Quarter premium during one of the preceding quarters.

WASHPIRG

An optional \$2 fee is indicated on the fee statement for the Washington Public Interest Research Group, a student research organization. If you do not desire to support this activity, simply pay the regular tuition and fees. If you want to support WASHPIRG, pay the regular tuition and fees plus \$2.

WASHINGTON STUDENT LOBBY (WSL)

An optional \$1 fee is indicated on the fee statement for the Washington Student Lobby (WSL), a voluntary, independent organization of university students whose purpose is to influence the state legislative process on matters of special interest to students. Students not wishing to support this activity simply pay the regular tuition and fees. Students supporting WSL check the payment card and pay the regular tuition and fees plus \$1.

WITHDRAWAL FROM THE UNIVERSITY (DROPPING ALL COURSES FOR THE QUARTER)

1. Obtain an approved withdrawal form from your adviser or from the Withdrawal Office.

2. Present the withdrawal form to the Withdrawal Office, Sections, 264 Schmitz. Withdrawals are effective the date they are received in the Registrar's Office. Fees owed will be based upon the date the withdrawal is received in the Registrar's Office. No withdrawals will be accepted after the last day of instruction, December 12.

Continuing students who withdraw during the first week of two consecutive quarters (Summer Quarter excepted) will not be eligible to register as continuing students for the third quarter. Such students must reapply as former students returning to the University. For example, a student who withdraws during the first week of Spring Quarter and Autumn Quarter must reapply as a returning former student for Winter Quarter.

3. Students are required to turn in their student I.D. cards when they withdraw and are not eligible to continue using University services or facilities after their withdrawal.

The forfeiture schedule for withdrawing from the University is as follows:

Continuing Students

a. Students withdrawing before the sixth day of the quarter do not pay tuition or fees.

b. Students withdrawing on the sixth day or through the thirtieth calendar day continue to owe one-half of their tuition and fees.

c. Students withdrawing after the thirtieth calendar day continue to owe full tuition and fees.

New and Returning Students

a. Students withdrawing through the sixth day of the quarter forfeit their \$50 enrollment service fee.

b. Students withdrawing on the sixth day or through the thirtieth calendar day of the quarter must pay one-half of regular tuition and fees or forfeit the \$50 enrollment service charge, whichever is greater.

c. Students who withdraw officially after the thirtieth calendar day must pay full tuition and fees, including the \$50 enrollment service fee.

3. Students who were unable to turn in their withdrawal in time may petition the Comptroller's Office. Petition forms are available at the Student Accounts and Scholarships Office, 129 Schmitz.

4. Courses dropped as part of a University withdrawal completed during the first two weeks of a quarter receive no grade and no entry except date of withdrawal is made on the student's permanent academic record. Withdrawals completed after the first two weeks result in the courses being assigned a grade of "W."

GRADING SYSTEM

The University of Washington uses a numerical grading system with certain exceptions in the schools of Dentistry, Law, and Medicine. Instructors may report grades from 4.0 to 0.7 in 0.1 increments and the grade 0.0. The number 0.0 is assigned for failing work or unofficial withdrawal. Grades in the range 0.6 to 0.1 may not be assigned. Grades reported in this range will be converted by the Registrar's Office to 0.0. For graduate students, grades reported in the range 1.6-0.1 will be converted to 0.0; 100-200-level courses are excluded from credits earned and grade-point averages although such grades are recorded on the transcript; for 300-level courses and courses numbered 600, 601, 700, 750, and 800, grades are recorded and credit is allowed but grades are not included in the grade-point averages. Numerical grades may be considered equivalent to letter grades as follows:

Undergraduate/Graduate*

| | | |
|----|---------|---|
| A | 4.0-3.9 | |
| A- | 3.8-3.5 | |
| B+ | 3.4-3.2 | |
| B | 3.1-2.9 | |
| B- | 2.8-2.5 | |
| C+ | 2.4-2.2 | |
| C | 2.1-1.9 | |
| C- | 1.8-1.5 | * Lowest grade earning credit for graduate students is 1.7. |
| D+ | 1.4-1.2 | |
| D | 1.1-0.9 | |
| D- | 0.8-0.7 | Lowest passing grade for undergraduates. |
| E | 0.0 | Failure or Unofficial Withdrawal. No credit earned. |

Additional information on grades and scholarship rules may be obtained from the Grade Information Office, 248 Schmitz.

Repeating Courses

Undergraduate courses may be repeated only if the original grade was lower than a 2.0. Courses may be repeated only once. Both the original grade and the second grade will be computed in the student's grade-point average but credit will be allowed once. Students repeating courses should so indicate on their registration form.

The Grade of Incomplete

In order to obtain credit for a course in which an Incomplete has been awarded, an undergraduate student must complete the remaining work for the course by the last day of the following quarter. An Incomplete grade for a Spring Quarter course must be made up by the last day of Autumn Quarter or the Incomplete will be converted to a grade of 0.0 by the Registrar, unless the instructor has indicated when assigning the Incomplete grade that a grade other than 0.0 should be recorded if the incomplete work is not completed. This time limitation may be extended up to one year maximum with instructor approval. Such approval must be received by the Registrar's Office before the end of the next quarter.

A graduate student who receives an Incomplete must complete the remaining work for the course by the last day of the next quarter in residence. An Incomplete received by a graduate student does not automatically convert to 0.0 but remains an Incomplete if

the course work is not completed. This time limitation may be waived by the dean of the college in which the course was offered only if the nature of the uncompleted work is such as to make the fulfillment of this requirement impossible. In no case can an Incomplete received by a graduate student be converted to a passing grade after a lapse of two years. The Incomplete grade entry remains on the record permanently. The final grade is posted under the quarter in which the final grade is received.

Incomplete grades may only be awarded if the student is doing satisfactory work up until the last two weeks of the quarter. In most cases, it should not be necessary to register for the course again the following quarter. Students should normally make up the missing work rather than registering.

Satisfactory/Not Satisfactory

Students may elect to take certain courses on a Satisfactory/Not Satisfactory basis. Advisers should be consulted, and in no case are students allowed to register for more than one course or 6 credits on a Satisfactory/Not Satisfactory basis in a given quarter. No more than 25 S/NS credits will apply to an undergraduate degree. *S/NS must be elected or dropped during the official change of program period.* Undergraduate students earning grades of 1.7 or

above receive a grade of S (Satisfactory) while grades below 1.7 are recorded as NS (Not Satisfactory). Graduate students earning grades of 2.7 or above receive a grade of S (Satisfactory), while 2.6 or below are recorded as NS (Not Satisfactory). In cases of withdrawal, the W is recorded. Neither S nor NS are included in the grade-point average. N, I, and X are recorded until the instructor reports the final grade, or in cases of incompletes received by undergraduates, until the I is converted by the Registrar. With the approval of his or her graduate program adviser or Supervisory Committee Chairperson, a graduate student may elect to take any course for which he or she is eligible outside of his or her major academic unit on an S/NS basis.

Credit/No Credit-Only Courses

Some courses are offered on a CR/NC-only basis. It is not necessary to register S/NS to take these courses, because the only grades assigned by the instructor are CR (Credit) or NC (No Credit). Neither CR nor NC is included in the grade-point average. In cases of withdrawal a W is recorded. N, I, and X are recorded until the instructor reports the final grade, or in cases of Incompletes received by undergraduates, until the I is converted by the Registrar.

The University of Washington provides equal opportunity in education without regard to race, color, national origin, religion, creed, sex, sexual orientation, age, or handicap in accordance with Title VI of the Civil Rights Act of 1964, Title IX of the Education Amendments of 1972, Section 504 of the Rehabilitation Act of 1973, the Age Discrimination Act of 1975, and University of Washington policy.

**Send now
for the only
book on crime
ever written
by a dog!**



Get hot
tips on
crime
prevention!

Write to:
McGruff™
Crime Prevention Coalition
Box 8600
Rockville, Md. 20850

**TAKE A BITE OUT OF
CRIME™**

© 1981 The Advertising Council, Inc.



A message from the
Crime Prevention Coalition,
this publication and The Ad Council.

**We're top dog
in Husky
Sportswear.**



Open Thursday nights 'til 9. Park free. Use your bankcards.

University Book Store
4326 University Way N.E. • 634-3400.

SEMESTER IN SPAIN

Not just for Spanish majors only, but for everyone: beginners, "in between" students, and advanced. Put some excitement into your college career!!

BEGINNER OR ADVANCED — Cost is about the same as a semester in a U.S. college: \$3,189. Price includes jet round trip to Seville from New York, room, board, and tuition complete. Government grants and loans may be applied towards our programs.

Live with a Spanish family, attend classes four hours a day, four days a week, four months. Earn 16 hrs. of credit (equivalent to 4 semesters

taught in U.S. colleges over a two year time span). Your Spanish studies will be enhanced by opportunities not available in a U.S. classroom. Standardized tests show our students' language skills superior to students completing two year programs in U.S. Advanced courses also.

Hurry, it takes a lot of time to make all arrangements.

SPRING SEMESTER — Feb. 1 — June 1
FALL SEMESTER — Sept. 10 — Dec. 22
each year.

FULLY ACCREDITED — A Program of Trinity Christian College.

For full information — send coupon to:
2442 E. Collier S.E., Dept. S,
Grand Rapids, Michigan 49506
(A Program of Trinity Christian College)

college you attend

your name

your present street address

city state zip

If you would like information on future programs give permanent address below.

your permanent street address

city state zip

AUTUMN QUARTER 1984 CALENDAR

May 16-18, 21-25

May 29

June 12

September 11

September 17, 18, 19

September 20, 21, 24, 25

September 26

September 26

September 26

October 1

October 1-5

October 5

October 5

October 8

October 12

October 12

October 12

October 19

October 19

October 22-26

October 26

Fifth Week of the Quarter

October 30

October 30

November 12

November 16

November 22, 23

December 12

December 12

December 13, 14, 17-20

December 27

December 31

PREREGISTRATION for all matriculated students in school Spring Quarter 1984.

IN-PERSON REGISTRATION APPOINTMENTS available at Window 8, second floor, Schmitz Hall, for continuing students who missed preregistration and for continuing nonmatriculated students.

PROGRAMS OF STUDY mailed to preregistration participants.

CHANGE OF REGISTRATION APPOINTMENTS for the September 17, 18, 19 change period available at Window 2 or 3, second floor, Schmitz Hall, for students who have received a schedule of classes. Students will be expected to present UW Autumn Quarter 1984 student identification cards when requesting appointments. Students who make only the following changes are not required to have an appointment: (a) to or from Satisfactory/Not Satisfactory grading; (b) in the credit for variable credit course; (c) drop a course. Evening-only students may change their program without an appointment any time after 5 p.m. and no later than 6:15 p.m. during the first week of school. Evening-only students should go directly to Sections in the Undergraduate Library cafeteria.

OFFICIAL CHANGE OF REGISTRATION PERIOD FOR ALL STUDENTS by appointment only, at the Sections branch office, Odegaard Undergraduate Library (use cafeteria entrance), for students who have received a schedule of classes.

IN-PERSON REGISTRATION by appointment only at the Sections branch office, Odegaard Undergraduate Library (use cafeteria entrance), for matriculated students.

IN-PERSON REGISTRATION FOR NONMATRICULATED STUDENTS, by appointment only, at Sections branch office, Odegaard Undergraduate Library (use cafeteria entrance).

IN-PERSON REGISTRATION FOR TUITION-EXEMPT FACULTY/STAFF. See *Time Schedule* for appointment times, which are assigned according to last name. Register at the Sections branch office, Odegaard Undergraduate Library (use cafeteria entrance).

IN-PERSON REGISTRATION FOR "ACCESS" STUDENTS at Sections branch office, Odegaard Undergraduate Library (use cafeteria entrance).

Instruction begins.

OFFICIAL CHANGE OF REGISTRATION, by appointment only. (See paragraph on *Change Appointments and Late Fee* for the appropriate location.)

Deadline for: (1) changes to or from S/NS grading; (2) adding a course without instructor's permission; (3) adding or dropping a course without being assessed a \$20 change fee. Courses dropped after this date will be included in the tuition calculation. A change fee of \$20 and a tuition forfeiture will be assessed after this date.

Last day for official withdrawal from the University without owing tuition or fees.

Fee statements mailed to all registered students.

Last day to drop a course without entry on permanent record.

Last day to return approved applications to 207 Schmitz for credit by examination.

Applications for baccalaureate degrees for Autumn Quarter 1984 for Arts and Sciences must be submitted to B10 Pädelford.

Applications for baccalaureate degrees and certificates to be conferred Autumn Quarter 1984 must be submitted to the Graduation Office, 207 Schmitz.

Fee payment deadline for all registered students.

Late-payment period (requires a \$30 late-payment fee).

Last day for undergraduate, postbaccalaureate (fifth-year), and nonmatriculated students to drop a course, except for preemptory drops and hardship withdrawal.

Credit by examination. Students must make arrangements with the Educational Assessment Center, 543-1170.

Thirtieth calendar day (see *Fee Forfeitures or Refunds* section).

Last day to hand-deliver an application for resident status to the Residence Classification Office, 209 Schmitz. Applications may be postmarked October 30 if mailed at the Terminal Annex at Third Avenue South and South Lander Street.

Veteran's Day holiday.

Last day for graduate students to drop a course.

Thanksgiving recess.

Last day of instruction.

Last day to withdraw from the University.

Final examinations.

Grades due by 10 a.m. at Grade Information Office, 248 Schmitz.

Autumn Quarter 1984 grades mailed to students.

NOTE: BEGINNING WITH AUTUMN QUARTER REGISTRATION THE SECTIONS BRANCH OFFICE, ODEGAARD UNDERGRADUATE LIBRARY, WILL MOVE TO HUTCHINSON HALL.

Autumn Quarter 1984 Examination Schedule

The last day of instruction is Wednesday, December 12.

| HOUR lecture session actually meets during quarter | Hour and day on which examination occurs, by days of class meeting in the week. | | | | |
|---|--|--------------------------------------|--|---------------------------------------|--------------------------|
| | Meeting four times a week, or daily | MWF; MT; MW; MF; WF; MWTh; MTh | TTh; T; Th; TThF; MTTh; TW; TF; TWTh | M; W; F; S Meeting once a week | Day of examination |
| 7:30 a.m. | 8:30-10:20 | 8:30-10:20 | 10:30-12:20 | 12:30- 2:20 | Thursday December 20 |
| 8:30 a.m. | 8:30-10:20 | 8:30-10:20 | 10:30-12:20 | 12:30- 2:20 | Monday December 17 |
| 9:30 a.m. | 8:30-10:20 | 8:30-10:20 | 10:30-12:20 | 12:30- 2:20 | Tuesday December 18 |
| 10:30 a.m. | 8:30-10:20 | 8:30-10:20 | 10:30-12:20 | 12:30- 2:20 | Friday December 14 |
| 11:30 a.m. | 2:30- 4:20 | 2:30- 4:20 | 4:30- 6:20 | 6:30- 8:20 | Tuesday December 18 |
| 12:30 p.m. | 8:30-10:20 | 8:30-10:20 | 10:30-12:20 | 12:30- 2:20 | Wednesday December 19 |
| 1:30 p.m. | 2:30- 4:20 | 2:30- 4:20 | 4:30- 6:20 | 6:30- 8:20 | Friday December 14 |
| 2:30 p.m. | 2:30- 4:20 | 2:30- 4:20 | 4:30- 6:20 | 6:30- 8:20 | Monday December 17 |
| 3:30 p.m. | 2:30- 4:20 | 2:30- 4:20 | 4:30- 6:20 | 6:30- 8:20 | Wednesday December 19 |
| 4:30 p.m. | 2:30- 4:20 | 2:30- 4:20 | 4:30- 6:20 | 6:30- 8:20 | Thursday December 13 |
| EVENING CLASSES (5:30 or thereafter) | 8-10 p.m. Thursday December 20 | 8-10 p.m. Monday December 17 | 8-10 p.m. Tuesday December 18 | 8-10 p.m. Wednesday December 19 | |
| Make-ups Incomplete Removals Conflicts | When mutually agreeable to faculty members and students concerned, provided scheduled <i>no later than</i> Thursday, December 20. | | | | |

Final examinations should be administered in accordance with the above examination schedule.

The dean may permit an instructor to change the time of a final examination upon prior application demonstrating good cause for such change. In such cases, the following guidelines shall be observed:

1. With the dean's permission, the final examination may be postponed or moved to an earlier time within the examination period if agreed to by all students and the instructor. Before approving the rescheduling of a final examination, the dean shall obtain assurances that the change will not have an undue adverse impact on the students. The dean shall notify the Registrar of the approval granted for changing the date of a final examination.
2. An instructor shall not, except in very unusual circumstances, grant permission to individual students for an early examination. If the student is unable to take an examination on the scheduled date, the procedure outlined in the following paragraph should be followed.
3. A student absent from any examination through sickness or other cause, judged by the instructor to be unavoidable, shall be given an opportunity to take a rescheduled examination or perform work judged by the instructor to be the equivalent. If the instructor determines that neither alternative is

feasible during the current quarter, the instructor may exempt the student from the requirement. Examples of unavoidable cause include death or serious illness in the immediate family, illness of the student, and, provided previous notification is given, observance of regularly scheduled religious obligations.

4. Classes that meet on the hour use the first full hour of instruction to determine the time of examination. For example, a class that meets at 10 a.m. uses the 10:30 a.m. examination time.
5. Classes that begin on the half hour and last longer than one hour use the actual starting time to determine the examination time. For example, a class that meets at 7:30 a.m. and continues until 9:00 a.m. would use the 7:30 a.m. time.
6. Classes in which the entire class meets at the same hour every day, in the same room, may use that room at 8:30 a.m. or 2:30 p.m. for a three-hour examination. All other examinations are limited to one hour and fifty minutes unless other arrangements are made with Room Assignments.
7. If an examination is held at a time other than the above schedule indicates, instructors must check with Room Assignments to make sure that the room is going to be available.

Questions concerning the examination schedule should be directed to Room Assignments, 543-1080.

GUIDE TO COURSE LISTINGS

The information published in the *Time Schedule* is subject to change. The instructor for a particular course may be changed, or the instructor may use assistants in teaching the course and courses may not meet each day listed. Additionally, courses listed in this publication may be canceled in the event of insufficient enrollment.

Course, term, and section information is listed in the following columnar order:

Entry card required symbol (>>>), if appropriate

Schedule line number

Department

Course number

Term designation—if *a* or *b* term

Section designation

Section type—laboratory, quiz, or conference

Credits—listed with lecture section only; slash (/) means *or*; 2.5 means 2½ credits; hyphen (-) means *to*; VAR means variable credit and any number of credits may be elected (however, frac-

tional credit registration—e.g., ½ credit—cannot be processed for variable credit courses where the credit may vary from student to student in a single quarter)

Writing Course (W), Honors (H), Permission Required (#), or New Course (%), as appropriate

Day(s) of meeting (ARR means "to be arranged")

Time of meeting

Place of meeting (** means "to be arranged")

Course title and remarks—CR/NC ONLY means course offered for credit/no credit grading only

Name of instructor

GUIDE TO CLASSROOM LOCATIONS

Used on Official Programs

| | | | | | |
|------|---|------|--|------|------------------------------------|
| ACC | ACADEMIC COMPUTER CENTER | FIS | FISHERIES CENTER | NOC | NOT ON CAMPUS |
| ADM | ADMINISTRATION BLDG | *FRH | FRIDAY HARBOR | NPL | NUCLEAR PHYSICS LABORATORY |
| AER | AEROSPACE AND ENGINEERING RESEARCH BLDG | *FSH | FOSS SUNSET HOME | NRB | NUCLEAR REACTOR BLDG |
| AND | ANDERSON HALL | GA1 | GUTHRIE ANNEX 1 | *NSC | NORTH SEATTLE COMMUNITY COLLEGE |
| ARC | ARCHITECTURE HALL | GA2 | GUTHRIE ANNEX 2 | *NSM | NORTHSHORE MANOR |
| ART | ART BUILDING | GDR | GOLF DRIVING RANGE | OBS | OBSERVATORY |
| ATG | ATMOSPHERIC SCIENCES GEOPHYSICS BLDG | *GHH | GROUP HEALTH HOSPITAL | OCB | OCEANOGRAPHY BARGE |
| BAG | BAGLEY HALL | GLD | GOULD HALL | OOB | OLD OCEANOGRAPHY BLDG |
| BGH | BOTANY GREENHOUSE | GUG | GUGGENHEIM HALL | OTB | OCEANOGRAPHY TEACHING BLDG |
| BIO | BIOLOGICAL SCIENCES BLDG | GWN | GOWEN HALL | OUG | ODEGAARD UNDERGRADUATE LIBRARY |
| BLD | BLOEDEL HALL | HAG | HENRY ART GALLERY | PAR | PARRINGTON HALL |
| BLM | BALMER HALL | HEP | HIGH ENERGY PHYSICS LAB | PDL | PADELFORD HALL |
| BMM | BURKE MEMORIAL WASHINGTON STATE MUSEUM | HHL | HARRIS HYDRAULICS LAB | *PHH | U.S. PUBLIC HEALTH HOSPITAL |
| BNS | BENSON HALL | HLL | HALL HEALTH CENTER | PHY | PHYSICS HALL |
| BRY | BRYANT BLDG | *HMC | HARBORVIEW MEDICAL CENTER | PLT | PLANT LABORATORY |
| *CAB | CABRINI HOSPITAL | HMH | HOME MANAGEMENT HOUSE | PMC | PACIFIC MEDICAL CENTER |
| CCR | COMPUTER CENTER | HPH | HUGHES PLAYHOUSE | *PSC | PACIFIC SCIENCE CENTER |
| CDC | CHILD DEVELOPMENT AND MENTAL RETARDATION CENTER | *HRC | FRED HUTCHINSON CANCER RESEARCH CENTER | PTH | PENTHOUSE THEATER |
| CDH | CONDON HALL | HS2 | HEALTH SCIENCES BLDG ANNEX 2 | PV2 | PAVILION ANNEX 2 |
| CHS | COACH HOUSE | HS3 | HEALTH SCIENCES BLDG ANNEX 3 | RAI | RAITT HALL |
| CH8 | COACH HOUSE 8 | HSB | HEALTH SCIENCES BLDG | *RCC | RAVENNA CONVALESCENT CENTER |
| CLF | 3731 UNIVERSITY WAY | HUB | STUDENT UNION BLDG | ROB | ROBERTS HALL |
| CLK | CLARK HALL | HUT | HUTCHINSON HALL | SAV | SAVERY HALL |
| CMA | CERAMIC AND METAL ARTS FACILITY | *HWS | HIGHLINE-WEST SEATTLE MENTAL HEALTH CENTER | *SDP | SEATTLE DOCTORS PAVILION |
| *CMH | CON BELA MEN HLTH | IGH | IMOGEN CUNNINGHAM HALL | *SGH | SEATTLE GENERAL HOSPITAL |
| CMU | COMMUNICATIONS BLDG | IMA | INTRAMURAL ACTIVITIES BLDG | SHB | SHOWBOAT THEATER |
| CNH | CANOE HOUSE | IPM | INSTITUTE FOR PUBLIC MANAGEMENT | *SHC | SHORELINE COMMUNITY COLLEGE |
| *COH | CHILDREN'S ORTHOPEDIC HOSPITAL AND MEDICAL CENTER | JHA | JOHNSON ANNEX A | *SHD | SNOHOMISH COUNTY HEALTH DEPARTMENT |
| CQS | CENTER FOR QUANTITATIVE SCIENCE | JHN | JOHNSON HALL | SIG | SIEG HALL |
| *CSB | CENTRAL SEATTLE COMMUNITY COLLEGE | *KGN | KING'S GARDEN | *SKV | SKAGIT VALLEY COMMUNITY COLLEGE |
| CSH | CONIBEAR SHELLHOUSE | *KHD | KING COUNTY HEALTH DEPARTMENT | SMH | SEATTLE MENTAL HEALTH CENTER |
| CTU | CLINICAL TRAINING UNIT (CDC) | KIN | KINCAID HALL | SMI | SMITH HALL |
| DEN | DENNY HALL | *KLN | KLINE GALLAND NURSING HOME | SMZ | SCHMITZ HALL |
| DRS | DOCTORS HOSPITAL | KNE | KANE HALL | SPC | SPEECH AND HEARING CLINIC |
| DSC | 3941 UNIVERSITY WAY | LEW | LEWIS HALL | *STC | SEATTLE TREATMENT CENTER |
| DTV | DRAMA-TV BLDG | LOW | LOEW HALL | *STV | STEVENS' MEMORIAL HOSPITAL |
| ECC | ETHNIC CULTURAL CENTER | MAR | MARINE STUDIES BLDG. | SUZ | SUZZALLO LIBRARY |
| ECT | ETHNIC CULTURAL THEATRE | *MBC | MUHLICH BOTANICAL CONSERVATORY | SWA | SOCIAL WORK ANNEX |
| EDP | EDMUNDSON PAVILION | *MDG | MADIGAN GENERAL HOSPITAL | *SWH | SWEDISH HOSPITAL |
| EEB | ELECTRICAL ENGINEERING BLDG | MEB | MECHANICAL ENGINEERING BLDG | SWS | SOCIAL WORK/SPEECH |
| EEU | EXPERIMENTAL EDUCATION UNIT | MKZ | MACKENZIE HALL | TGB | GRAVES BLDG |
| EGA | ENGINEERING ANNEX | MNY | MEANY HALL | THO | THOMSON HALL |
| EGL | EAGLESON HALL | MLR | MILLER HALL | UWH | UNIVERSITY HOSPITAL |
| *EMC | EASTSIDE MENTAL HEALTH CENTER | MOR | MORE HALL | *VAH | VETERANS ADMINISTRATION HOSPITAL |
| *EVH | EVERGREEN HOSPITAL | MSB | MARINE SCIENCES BLDG | *VGH | VALLEY GENERAL HOSPITAL |
| | | MUS | MUSIC BLDG | *VMH | VIRGINIA MASON HOSPITAL |
| | | | | WCL | WILSON CERAMIC LABORATORY |
| | | | | WFS | WINKENWERDER FOREST SCIENCE BLDG |
| | | | | WIL | WILCOX HALL |
| | | | | *WIN | WINTONIA HOUSE |
| | | | | *WLS | WILSONIAN BALLROOM |

* Off-campus facilities

NEW COURSES FOR AUTUMN QUARTER 1984

The following list includes new courses that will be offered Autumn Quarter, 1984, which were added to the University curriculum after the publication of the 1984-86 General Catalog. Consult the appropriate academic department for information on courses not listed below.

COLLEGE OF ARTS AND SCIENCES

CHEMISTRY

CHEM 502 Spectroscopic Methods of Structure Elucidation (4)

Theory and practice of spectroscopy as applied to the elucidation of organic structures, conformation and motional analysis, and reaction mechanisms. Spectroscopic methods include UV-visible absorption, circular dichroism, mass spectrometry, infrared and Raman, and pulse magnetic resonance. Prerequisites: three quarters organic chemistry lecture and two quarters laboratory; recommended: 455.

ECONOMICS

ECON 100 Principles of Economics (5)

Fundamental concepts of economic analysis with applications to contemporary problems. Recommended for students not planning to take any additional courses in economics.

ECON 580 Econometrics I (5)

Methods, tools, and theory of econometrics as the basis for empirical investigation in economics. Specification, testing, and use of econometric models with reference to examples in the literature.

INTERNATIONAL STUDIES

Russian and East European Studies

SISRE 327 Dissent in the Soviet Bloc (5)

The phenomenon of widespread dissent in the USSR and countries of Eastern Europe. Assesses sources of dissident sentiment and the overall significance of dissent, both for states of the Soviet Bloc and the world at large. Focuses on the contemporary scene; attention also to historical antecedents.

PSYCHOLOGY

PSYCH 206 Psycho-Social Aspects of Nuclear War (3)

Introduction to the basic issue of nuclear war, including its effects, weaponry, and history of the arms race. Primary focus will be on the psychologic underpinnings of deterrence, relations between nations, and the personal and social forces operative in the arms race and peace movements.

OCEAN AND FISHERY SCIENCES

OCEANOGRAPHY

OCEAN 200 Introduction to Oceanography (3)

Description of the oceans. Emphasis in the relations of biology, chemistry, geology, and physics in marine environments. Examinations of relationships and interactions at macro-, meso-, and microscales in the ocean.

INDEPENDENT STUDY THROUGH CORRESPONDENCE

The Office of Independent Study provides University courses for correspondence credit primarily by correspondence instruction to persons who wish to study independently. Fees for Independent Study courses are separate from residence tuition and are \$28 per credit. Enrollment is not based on the quarter system but is continuous throughout the year, with one calendar year allowed to complete a course.

A regularly enrolled student who wishes to register for additional courses for Independent Study credit should consult his or her departmental advisor prior to enrolling in an Independent Study course. Applications and additional information on enrollment procedures may be obtained from the Independent Study office, 222 Lewis, or by telephoning 543-2350.

The following courses are currently offered by Independent Study (credits in parentheses; * indicates variable credit, to be arranged by student and instructor).

ARTS AND SCIENCES

AMERICAN INDIAN STUDIES

C311 (5)†

ANTHROPOLOGY

C100 (5)
C202 (5)
C311 (5)††
C353 (5)†††
C499 (*)

ARCHAEOLOGY

C499 (*)

ASTRONOMY

C101 (5)
C150 (5)

ATMOSPHERIC SCIENCES

C101 (5)

CHEMISTRY

C100 (5)
C140 (4)
C150 (4)

ECONOMICS

C200 (5)
C201 (5)
C260 (5)

ENGLISH

C171 (3)
C200 (5)
C221 (5)
C223 (5)
C231 (5)
C271 (5)
C274 (5)
C277 (5)
C309 (5)
C311 (5)
C314 (5)
C315 (5)
C321 (5)
C322 (5)
C333 (5)
C340 (5)
C341 (5)
C352 (5)
C353 (5)
C354 (5)
C355 (5)
C359 (5)
C370 (5)
C371 (5)
C372 (5)
C379 (5)
C386 (5, max. 10)
C388 (5)
C417 (5)
C422 (5, max. 15)
C442 (5)
C489A (5)
C489B (3)
C490 (3)

GEOGRAPHY

C207 (5)
C277 (5)

GERMANICS

C111 (5)
C112 (5)
C113 (5)
C201 (5)
C202 (5)
C203 (3)

HISTORY

History of the Americas
C432 (5)

LINGUISTICS

C200 (5)

MATHEMATICS

CN101 (0)
CN104 (0)
C105 (5)
C124 (5)
C125 (5)
C126 (5)
C156 (5)
C157 (5)
C170 (3)
C238 (3)

MUSIC

C331 (3)

NEAR EASTERN LANGUAGES AND CIVILIZATIONS

Hebrew
C400 (3)

PHILOSOPHY

C120 (5)

POLITICAL SCIENCE

C101 (5)
C202 (5)
C203 (5)
C305 (5)
C321 (5)
C352 (5)
C470 (5)

PSYCHOLOGY

C101 (5)
C205 (4)
C213 (6)
C305 (5)
C306 (5)
C345 (5)

RELIGIOUS STUDIES/COMPARATIVE RELIGION

C202 (5)

ROMANCE LANGUAGES AND LITERATURE

French

C105 (5)
C111, C112 (5,5)
C113 (5)

Italian

C111, C112 (5,5)
C113 (5)
C213 (5)

Romance Linguistics

C402 (5)

Spanish

C111, C112 (5,5)
C113 (5)
C122 (5)
C211 (5)
C212 (5)
C213 (5)
C301 (5)
C302 (5)
C461 (5)

SCANDINAVIAN LANGUAGES AND LITERATURE

Danish

C101-C102 (5-5)
C103 (5)
C490 (*)

Finnish

C101, C102 (5,5)

Norwegian

C101-C102 (5-5)
C103 (5)
C300 (3)
C490 (*)

Swedish

C101-C102 (5-5)
C490 (*)

SLAVIC LANGUAGES AND LITERATURE

Russian

C101, C102 (5,5)
C103 (5)

SOCIOLOGY

C110 (5)
C271 (5)
C347 (5)
C352 (5)
C362 (5)

STATISTICS

C220 (5)
C301 (5)
C311 (5)

WOMEN STUDIES

C310 (5)
C353 (5)††††

BUSINESS ADMINISTRATION

BUSINESS ECONOMICS

C301 (4)

BUSINESS, GOVERNMENT, AND SOCIETY

C200 (5)

INTERNATIONAL BUSINESS

C300 (3)
C340 (4)

MARKETING

C301 (4)
C340 (4)
C470 (4)

EDUCATION

EDUCATIONAL PSYCHOLOGY

C490 (3)

ENGINEERING

C141 (4)
C210 (4)
C331 (3)

FOREST RESOURCES

Management and Social Sciences

FOR M C353 (5)

SCHOOL OF MEDICINE

Rehabilitation Medicine

REHAB C413 (3)

NURSING

PN C353 (3)
PCN C436 (3)

OCEAN AND FISHERY SCIENCES

SCHOOL OF FISHERIES

FISH C499 (1-5)

SCHOOL OF OCEANOGRAPHY

OCEAN C101 (5)


† Offered jointly with Anthropology C311

†† Offered jointly with American Indian studies C311

††† Offered jointly with Women Studies C353

†††† Offered jointly with Anthropology C353

HELP WANTED?



YOU'VE GOT IT.

The career that truly satisfies and fulfills you is more than a job that earns you a living—it comes from enjoying the work you have chosen. Career Planning Today is designed to set you on course, and keep you moving ahead on a career path that will be both rewarding and satisfying.

Not just another job hunting book. Career Planning Today is addressed to everyone who seeks a managerial, technical or professional position. It is built upon the sound career planning concepts of assessment, exploration and job search. It shows you how to take a meaningful look at yourself and your range of job options.

You'll find Career Planning Today is a practical guide, logically organized, and written in an easy reading style with useful graphics. Here are proven concepts, strategies and techniques to dispel job search confusion, remove chance luck and make the employment system work to your advantage.

The usefulness of Career Planning Today extends far beyond the one-shot job hunt in the scope and depth of its coverage.

Be in charge of your career.

The right start is just the beginning. It is never too early or too late to plan your career. Remember, career planning is a continuous activity that peri-

odically interfaces with serious job search activity. That's why freshman to graduate student to experienced professional can all benefit from Career Planning Today.

Here is an outline of the invaluable guidance and practical step-by-step advice you'll find in its pages.

- **Part I: Planning Your Career.**
The search for employment—goal setting—self assessment—exploring options—work environments—management careers—career decision making.
- **Part II: Organizing Your Career.**
Finding and getting the job—search systems and strategies—marketing and creative searches—resume preparation—cover letters—interviewing techniques and presentations—employment correspondence—continuing education.
- **Part III: Controlling Your Career.**
Career management—planning and organizing toward long-term career goals.

As you'll see, the book is action-oriented—filled with exercises, projects, examples, tools, strategies and techniques—all explained in detail. What's more, Career Planning Today is market-oriented to the realities of today's employment climate, and shows you

how to maximize your educational investment into a positive return.

Your authoritative resource.

Career Planning Today is used in hundreds of college career planning courses and job search seminars and workshops. The author, Dr. C. Randall Powell, is a nationally recognized expert and Director of Placement at Indiana University, one of the largest college placement programs in the nation.

The book totals 308 pages, measures 8½ x 11 and comes in a useful paperback format. The cost: only \$11.95 including postage. Send the coupon or write: Career Communications, P.O. Box 1481, Bloomington, IN 47402.

Career Communications, Inc.
P.O. Box 1481
Bloomington, IN 47402

Please send _____ copy (copies) of Career Planning Today at \$11.95 per copy, including postage. Enclosed is \$ _____ (UWA-S)

Name _____
Street _____
City _____
State _____ Zip _____

TIME SCHEDULE

PRELIMINARY

AUTUMN QUARTER 1984

COLLEGE OF ARCHITECTURE AND URBAN PLANNING

| Sched. Line No. | DEPARTMENT | COURSE | SECTION | CREDITS | TIME | | LOCATION | TITLE AND REMARKS | INSTRUCTOR |
|-----------------|------------|--------|---------|---------|------|------|----------|-------------------|------------|
| | | | | | Day | Hour | | | |

ARCHITECTURE

| * ENTRY CARDS AVAILABLE IN GLD 208 | | | | | | | | | |
|------------------------------------|------|-----|---|---|----------|------------|---------|-------------------------------------|-------------------------------------|
| 1000 | ARCH | 150 | A | 2 | T TH | 830-920 | KNE 210 | APPREC OF ARCH I | PUNDT |
| >>>> | ARCH | 200 | A | 9 | > NTWTHF | 130-420 | GWN 201 | INTRO ARCH | DDNETTE |
| >>>> | ARCH | 300 | A | 6 | > NT THF | 130-420 | * * | INTRO TO DSGM-LAB W/ARCH 301 A | |
| >>>> | ARCH | 301 | A | 6 | > NT THF | 130-420 | * * | INTRO TO DSGM-LAB W/ARCH 300 A | |
| >>>> | ARCH | 302 | A | 6 | > NT THF | 130-420 | * * | INTRO TO DSGM-LAB W/ARCH 300 A | |
| >>>> | ARCH | 303 | A | 6 | > NT THF | 130-420 | * * | INTRO DES SYNTHESIS CR/NC ONLY | |
| >>>> | ARCH | 310 | A | 2 | > NTWTHF | 430-520 PM | * * | INTRO DSGN GRAPHICS W/ARCH 311 A | ZUBERBUHLER DDNETTE |
| >>>> | ARCH | 310 | B | 2 | > ARR | - | * * | CR/NC ONLY | |
| >>>> | ARCH | 311 | A | 2 | > NTWTHF | 430-520 PM | * * | INTRO DSGN GRAPHICS W/ARCH 310 A | ZUBERBUHLER DDNETTE |
| >>>> | ARCH | 312 | A | 2 | > NTWTHF | 430-520 PM | * * | INTRO DSGN GRAPHICS W/ARCH 310 A | ZUBERBUHLER DDNETTE |
| >>>> | ARCH | 313 | A | 2 | > M TH | 430-520 PM | GLD 322 | INTRO ARCH PHOTO W/ARCH 413 A | STAUB,C. |
| >>>> | ARCH | 320 | A | 3 | > M W F | 1030-1220 | GLD 236 | INTR STRCT THRY I | DHOUE,B.S. ALBRECHT LEBERT,E. |
| >>>> | ARCH | 320 | B | 3 | > M W F | 1030-1220 | GLD 137 | | |
| >>>> | ARCH | 320 | C | 3 | > M W F | 830-1020 | GLD 416 | | |
| >>>> | ARCH | 320 | D | 3 | > M W F | 1030-1220 | ARC 102 | | |
| >>>> | ARCH | 320 | E | 3 | > ARR | - | * * | CR/NC ONLY | |
| 1016 | ARCH | 350 | A | 3 | M W F | 930-1020 | AND 223 | ARCH ANCIENT WORLD | BOSWORTH |
| >>>> | ARCH | 400 | A | 6 | > NT THF | 130-420 | * * | INTRO ARCH DSGN LAB W/ARCH 401 A | |
| >>>> | ARCH | 401 | A | 6 | > NT THF | 130-420 | * * | INTRO ARCH DSGN LAB W/ARCH 400 A | |
| >>>> | ARCH | 402 | A | 6 | > NT THF | 130-420 | * * | INTRO ARCH DSGN LAB W/ARCH 400 A | |
| >>>> | ARCH | 403 | A | 6 | > ARR | - | * * | ARCH PROBLEMS | |
| >>>> | ARCH | 410 | A | 2 | > NTWTHF | 430-520 PM | * * | DESIGN GRAPHICS LAB W/ARCH 310 A | ZUBERBUHLER DDNETTE |
| >>>> | ARCH | 411 | A | 2 | > NTWTHF | 430-520 PM | * * | DESIGN GRAPHICS LAB W/ARCH 410 A | ZUBERBUHLER DDNETTE |
| >>>> | ARCH | 412 | A | 2 | > NTWTHF | 430-520 PM | * * | DESIGN GRAPHICS LAB W/ARCH 410 A | ZUBERBUHLER DDNETTE |

16

| Sched. Line No. | DEPARTMENT | COURSE | SECTION | CREDITS | TIME | | LOCATION | TITLE AND REMARKS | INSTRUCTOR |
|-----------------|------------|--------|---------|---------|------|------|----------|-------------------|------------|
| | | | | | Day | Hour | | | |

BUILDING CONSTRUCTION

| * ENTRY CARDS AVAILABLE IN GLD 208 | | | | | | | | | |
|------------------------------------|-------|-----|---|-----|---------|------------|---------|--------------------------------------|--------------|
| >>>> | B CON | 301 | A | 3 | > M W F | 730-820 | GLD 322 | BUILDING INDUSTRY | EBERHARTER,R |
| >>>> | B CON | 330 | A | 3 | > T TH | 830-1020 | ARC 207 | BLOG TECHNOLOGY I | HOPKINS,J. |
| >>>> | B CON | 401 | U | 3 | > T TH | 630-920 PM | GLD 416 | BUILDING ESTIMATING | OSSINGER,T. |
| >>>> | B CON | 498 | U | 3 | > W | 630-920 PM | GLD 416 | SPECIAL TOPICS CONSTRUCTION ACCTG | GOLOBLATT,S. |
| >>>> | B CON | 499 | A | VAR | > ARR | - | * * | UNDERGRAD RESEARCH | GOLOBLATT,S. |

LANDSCAPE ARCHITECTURE

| * ENTRY CARDS AVAILABLE IN GLD 348 | | | | | | | | | |
|------------------------------------|-------|-----|-------|-----|-------------|--------------------------|--------------------|--|-------------|
| >>>> | L ARC | 306 | A | 6 | > M W F | 130-220 230-920 | GLD 435 GLD 312 | INTRO LA DESIGN | |
| >>>> | L ARC | 311 | A | 2 | > T TH | 330-520 | GLD 440 | L A COMMUNICATIONS | RICE,A.A.R. |
| >>>> | L ARC | 322 | A | 3 | > M W | 930-1100 | GLD 440 | INTRO TO PLNTG DES | ROBERTSON |
| >>>> | L ARC | 341 | A | 3 | > M W F | 1230-120 | GLD 322 | SITE PLANNING | UTERMANN,R. |
| >>>> | L ARC | 353 | U | 3 | > M W | 700-830 PM | GLD 322 | HIST MOD LAND ARCH | STREATFIELD |
| >>>> | L ARC | 361 | A | 3 | > T TH | 1030-1200 | GLD 322 | THEORY & PERCEPTION | HAAG,R. |
| >>>> | L ARC | 401 | A | 6 | > M W F | 130-220 230-520 | GLD 322 GLD 436 | LANDSCAPE DSGN STUDIO VISUAL ASSESSMENT | SCHAUMAN,S. |
| >>>> | L ARC | 406 | A | 6 | > ARR | - | * * | LANDSCAPE DSGN STUDIO SENIOR PROJECTS | |
| >>>> | L ARC | 411 | A | 2 | > T | 930-1020 | GLD 436 | LANDSCAPE GRAPHICS | |
| >>>> | L ARC | 411 | AN LB | | > T | 1030-1200 | GLD 312 | | |
| >>>> | L ARC | 411 | AD LB | | > T TH | 1030-1200 | GLD 312 | | |
| >>>> | L ARC | 411 | B | 2 | > M | 930-1020 | GLD 435 | | |
| >>>> | L ARC | 411 | BN LB | | > W | 930-1100 | GLD 312 | | |
| >>>> | L ARC | 411 | BD LB | | > F | 930-1100 | GLD 312 | | |
| >>>> | L ARC | 433 | U | 4 | > T TH W | 600-730 PM 600-900 PM | GLD 435 GLD 435 | LG SCALE SITE CONST | |
| >>>> | L ARC | 470 | A | 2 | > ARR | - | * * | L ARC TUTORIAL | |
| >>>> | L ARC | 476 | A | 3-6 | > ARR | - | * * | PROFESSL OPERATION CR/NC ONLY | UTERMANN,R. |
| >>>> | L ARC | 477 | A | 3-6 | > ARR | - | * * | LA CONSULTANCY | |

| | | | | | | | | | |
|------|----------|---|-----|---|--------|------------|----------|--|---------------------|
| >>>> | ARCH 413 | A | 2 | > | M TH | 430-520 PM | GLD 322 | ARCH PHOTO PROJECTS W/ARCH 313 A | STAUB,C. |
| >>>> | ARCH 414 | A | 3 | > | M M F | 1030-1220 | ARC 205 | ARCH SKETCHING | THIEL |
| >>>> | ARCH 415 | A | 3 | > | T TH | 1030-100 | ARC 107 | ARCH SKETCHING | KELLEY |
| >>>> | ARCH 420 | A | 4 | > | M M F | 830-1020 | GLD 137 | STRUCTURAL DSGN I | ALBRECHT LEBERT |
| >>>> | ARCH 420 | B | 4 | > | M M F | 1030-1220 | GLD 416 | CR/NC ONLY | |
| >>>> | ARCH 420 | C | 4 | > | ARR | - | * | | |
| >>>> | ARCH 430 | A | 3 | > | T TH | 1030-120 | GLD 137 | MATRLS & PROCESSES | VANAGS |
| >>>> | ARCH 431 | A | 3 | > | T TH | 830-1020 | GLD 322 | SCIENCE BLT ENVIR | HEERWAGEN |
| >>>> | ARCH 440 | A | 3 | > | M M F | 830-920 | GLD 435 | INTRO TO PER ANAL | WISE |
| >>>> | ARCH 445 | A | 3 | > | T TH | 430-520 PM | GLD 435 | PHOTOGRAPHY | ALDEN |
| >>>> | ARCH 447 | A | 3 | > | M M F | 1230-120 | GLD 435 | PHYS STRUCT HUM INT | SASANDOFF |
| >>>> | ARCH 451 | U | 3 | > | M M | 700-830 PM | ARC 202A | SPEC STRU MORN ARCH | PUNDT |
| >>>> | ARCH 460 | A | 3 | > | T TH | 1130-100 | GLD 435 | DESIGN THPY & ANALYS | NYBERG SELIGMANN |
| >>>> | ARCH 460 | B | 3 | > | M M F | 1230-120 | ARC 102 | | |
| >>>> | ARCH 460 | A | 3 | > | M M F | 1230-120 | ARC 103C | CONTRACT DRAWINGS | CURTIS |
| >>>> | ARCH 495 | A | 9 | > | ARR | - | * | ARCH STUDIES ABROAD | ZARINA MINAH |
| >>>> | ARCH 498 | A | 3 | > | T TH | 1030-1200 | GLD 236 | SPECIAL PROJECTS CR/NC ONLY COMPUTERS IN ENVIRON DESIGN | JOHNSON |
| >>>> | ARCH 498 | B | 3 | > | M | 330-520 | GLD 236 | | JOHNSON |
| >>>> | ARCH 498 | C | 2 | > | M | 130-520 | GLD 132 | | VANAGS |
| >>>> | ARCH 498 | D | 3 | > | T | 630-930 PM | ARC 202A | | PUNDT |
| >>>> | ARCH 498 | E | 3 | > | M M F | 1030-1220 | ARC 205 | | THIEL |
| >>>> | ARCH 498 | F | 3 | > | T TH | 1030-1120 | ARC 103A | | HILL |
| >>>> | ARCH 498 | G | 3 | > | ARR | - | * | CR/NC ONLY | |
| >>>> | ARCH 498 | H | 3 | > | ARR | - | * | | |
| >>>> | ARCH 498 | I | 1-6 | > | ARR | - | * | | |
| >>>> | ARCH 498 | J | 1-6 | > | ARR | - | * | | |
| >>>> | ARCH 499 | A | 1-6 | > | ARR | - | * | UNDERGRAD RESEARCH | |
| >>>> | ARCH 500 | A | 6 | > | MT THF | 130-420 | * | ARCH DESIGN LAB W/ARCH 501 A | LOVETT |
| >>>> | ARCH 501 | A | 6 | > | MT THF | 130-420 | * | ARCH DESIGN LAB W/ARCH 500 A | |
| >>>> | ARCH 502 | A | 6 | > | MT THF | 130-420 | * | ARCH STUDIES OPTNS | |
| >>>> | ARCH 503 | A | 6 | > | MT THF | 130-420 | * | ARCH STUDIES OPTNS W/ARCH 502 A | |
| >>>> | ARCH 504 | A | 6 | > | MT THF | 130-420 | * | ARCH STUDIES OPTNS W/ARCH 502 A | |
| >>>> | ARCH 505 | A | 6 | > | MT THF | 130-420 | * | ARCH STUDIES OPTNS W/ARCH 502 A | |
| >>>> | ARCH 506 | A | 6 | > | ARR | - | * | ADV ARCH STUDIES | |
| >>>> | ARCH 523 | A | 3 | > | M M | 430-600 PM | ARC 202A | INDUST BLDG SYSTMS | ROSMER |
| >>>> | ARCH 535 | A | 2 | > | T TH | 1030-1220 | GLD 117 | GRAD SEM ENV LIGHTG | HILLET |
| >>>> | ARCH 552 | A | 3 | > | T TH | 430-600 PM | ARC 202A | SEMINR ISLAMIC ARCH | PRUSSIN |
| >>>> | ARCH 571 | A | 3 | > | T TH | 1230-120 | ARC 102 | BUILDING ECONOMICS | |
| >>>> | ARCH 575 | A | 3 | > | M | 130-330 | ARC 202A | RSRCH STUDY METHODS CR/NC ONLY | HEERWAGEN,J. |
| >>>> | ARCH 578 | A | 3 | > | T TH | 830-1020 | ARC 202A | CMPUTR APPL IN ARCH | BONSTEEL |
| >>>> | ARCH 593 | A | 3 | > | M | 330-520 | GLD 440 | HOUSING SEMINAR | VERNEZ-MOUDO |
| >>>> | ARCH 596 | A | 9 | > | ARR | - | * | PROF FIELD WORK CR/NC ONLY | SMALL |
| >>>> | ARCH 598 | B | 3 | > | T TH | 430-620 PM | ARC 101 | SPECIAL TOPICS | |
| >>>> | ARCH 600 | A | VAR | > | ARR | - | * | INDEPNONT STDY/RSCH CR/NC ONLY | |
| >>>> | ARCH 700 | A | VAR | > | ARR | - | * | MASTERS THESIS CR/NC ONLY | BONSTEEL |

| | | | | | | | | | |
|------------------------------------|-----------|---|-----|---|-------|---------------------|--------------------|--|----------------------------|
| >>>> | L ARC 498 | A | 3 | > | T TH | 1030-1200 | GLD 236 | SPECIAL PROJECTS W/URB P 499 A CR/NC ONLY COMPUTERS IN ENVIRONM DESIGN | RICE,A.R. |
| >>>> | L ARC 499 | A | 1-6 | > | ARR | - | * | UNDERGRAD RESEARCH | |
| >>>> | L ARC 501 | A | 6 | > | M M F | 1230-120 130-420 | GLD 117 GLD 312 | LSCPE PLNG & DES I | |
| >>>> | L ARC 504 | A | 6 | > | M M F | 1230-120 130-520 | GLD 317 GLD 312 | REG LNDS PLNG | RICE,A.R. |
| >>>> | L ARC 511 | A | 3 | > | MTWTH | 830-1000 | GLD 117 | VISUAL LEARNING | SCHAUMAN,S. |
| >>>> | L ARC 522 | A | 3 | > | T TH | 1230-520 | GLD 117 | LANDSCAPE TECHN W/L ARC 523 A | SCHAUMAN,S. |
| >>>> | L ARC 523 | A | 3 | > | T TH | 1230-520 | GLD 117 | LANDSCAPE TECHN W/L ARC 522 A | SCHAUMAN,S. |
| >>>> | L ARC 550 | A | 3 | > | M F | 1000-1120 | GLD 117 | HIST/THED LSCPE ARC | |
| >>>> | L ARC 561 | A | 2 | > | T TH | 430-600 PM | GLD 317 | REG LNDS PLNG & DES | STREATFIELD, |
| >>>> | L ARC 600 | A | VAR | > | ARR | - | * | INDEPNONT STDY/RSCH | |
| >>>> | L ARC 700 | A | VAR | > | ARR | - | * | MASTERS THESIS | |
| URBAN PLANNING | | | | | | | | | |
| * ENTRY CARDS AVAILABLE IN GLD 410 | | | | | | | | | |
| 1103 | URB P 300 | A | 3 | > | M M | 1030-1150 | GLD 322 | INTRO TO URBAN PLAN PREROE JR STANDING OR PERMISSION | GREY,A. |
| 1104 | URB P 350 | A | 4 | > | MTWTH | 930-1020 | GLD 236 | INTRO UD REALESTATE | ARENA,S. |
| 1105 | URB P 420 | A | 3 | > | M M F | 1130-1220 | GLD 435 | INTRO QUANT URB P | BELL,E. |
| >>>> | URB P 446 | A | 4 | > | TH | 1030-1200 | GLD 442 | PRAC EXPERIENCE W/URB P 546 A | NORTON,T. |
| 1107 | URB P 460 | A | 3 | > | M M F | 930-1020 | GLD 322 | HIST CITY DEVELOPMNT | JOHNSTON,M. |
| 1108 | URB P 472 | A | 3 | > | M M | 230-400 | GLD 435 | GRAPHIC CMU/URB P | RYAN,D. |
| 1109 | URB P 479 | A | 3 | > | T TH | 1030-1200 | ARC 102 | THE URBAN FORM PREREQUISITE 300 OR 400 | WOLFE,M. |
| >>>> | URB P 498 | A | 3 | > | T TH | 1030-1200 | GLD 236 | SPECIAL TOPICS W/ARCH 498 A CR/NC ONLY COMPUTERS IN ENVIRO DESIGN | BELL,F. |
| >>>> | URB P 498 | B | 3 | > | M M F | 830-920 | GLD 436 | | |
| >>>> | URB P 499 | A | VAR | > | ARR | - | * | SPECIAL PROJECTS | NORTON,T. RABINOWITZ,A. |
| >>>> | URB P 500 | A | 3 | > | M M | 100-220 | GLD 416 | SURVEY OF URB PLAN | MILLER,D. |
| >>>> | URB P 501 | A | 2 | > | M M | 230-320 | GLD 416 | RESOURCES FOR URB P | NORTON,T. |
| >>>> | URB P 508 | A | 5 | > | T TH | 130-420 | GLD 424 | SPECIAL PLANN LAB | RYAN,D. |
| >>>> | URB P 508 | B | 5 | > | T TH | 130-420 | GLD 402 | | LUDWIG |
| >>>> | URB P 512 | A | 2 | > | M | 100-220 | GLD 442 | RESEARCH SEMINAR | HANCOCK,J. |
| 1118 | URB P 530 | A | 3 | > | M M F | 330-420 | MOR 221 | LAND USE/TRANS MODS W/CEYS 570 A | SCHNFIDER,J. |
| >>>> | URB P 546 | A | 4 | > | TH | 1030-1200 | GLD 442 | PRACTICUM W/URB P 446 A CR/NC ONLY | NORTON,T. |
| >>>> | URB P 551 | A | 3 | > | TH | 1030-120 | GLD 440 | ALL PRO URBDEREG PLC | GREY,A. |
| 1121 | URB P 592 | A | 3 | > | M M | 1100-1220 | GLD 436 | SURVEY UD AND RE | ARENAS |
| >>>> | URB P 580 | A | 3 | > | T TH | 900-1020 | GLD 435 | LEGAL & ADMIN FRAME | RABINOWITZ |
| >>>> | URB P 591 | A | 4 | > | T | 830-1200 | GLD 442 | DOCTORAL SHNR I | LUDWIG,R. |

W - WRITING COURSE MEETING A & B REQUIREMENT H - HONORS # - PERMISSION SIGNATURE % - NEW COURSE (SEE FRONT OF THE SCHEDULE)
 >>> ENROLLMENT IN THIS SECTION IS LIMITED, AND STUDENTS MUST OBTAIN ENTRY CARDS. THE SCHEDULE LINE NUMBER IS PRINTED ON THE ENTRY CARD AND MUST BE MARKED ON THE OP-SCAN REGISTRATION FORM. BOTH THE OP-SCAN FORM AND CARD MUST BE TURNED IN TO REGISTER.

W - WRITING COURSE MEETING A & B REQUIREMENT H - HONORS # - PERMISSION SIGNATURE % - NEW COURSE (SEE FRONT OF THE SCHEDULE)
 >>> ENROLLMENT IN THIS SECTION IS LIMITED, AND STUDENTS MUST OBTAIN ENTRY CARDS. THE SCHEDULE LINE NUMBER IS PRINTED ON THE ENTRY CARD AND MUST BE MARKED ON THE OP-SCAN REGISTRATION FORM. BOTH THE OP-SCAN FORM AND CARD MUST BE TURNED IN TO REGISTER.

COLLEGE OF ARCHITECTURE AND URBAN PLANNING

| Sched. Line No. | DEPARTMENT | COURSE TITLE | SECTION | CREDITS | W H T R S M F S | P R S M W F S | TIME | | LOCATION | TITLE AND REMARKS | INSTRUCTOR |
|-----------------|------------|--------------|---------|---------|--------------------------------------|---------------------------------|------|------|----------|---------------------------------|---|
| | | | | | | | Day | Hour | | | |
| >>>> | URB P | 600 | A | VAR | > | ARR | - | - | - | INDEPENDNT STDY/RSCH CR/NC ONLY | ARENAS,C. JOHNSTON,N. RYAN,D. SCHNEIDER,J. NORTON,T. LUDWIG,R. |
| >>>> | URB P | 700 | A | VAR | > | ARR | - | - | - | MASTERS THESIS CR/NC ONLY | ARENAS,C. RYAN,D. JOHNSTON,N. LUDWIG,R. SCHNEIDER,J. |
| >>>> | URB P | 800 | A | VAR | > | ARR | - | - | - | DOCTORAL DISSERTATH CR/NC ONLY | HILLER,D. RABINOWITZ,A. HANCOCK,J. JOHNSTON,N. LUDWIG,R. GREY,A. |

COLLEGE OF ARTS AND SCIENCES

AFRO-AMERICAN STUDIES PROGRAM

| | | | | | | | | | | |
|------|-------|-----|----|-----|---|-------|-----------|---------|--|-----------------------------|
| 1510 | AFRAM | 105 | A | 5 | | MTWTF | 1030-1120 | SHI 304 | SOC BLACK AMERICANS W/SOC 105 A SOCIOLOGY OF BLACK AMERICANS | BLACK,A. |
| 1511 | AFRAM | 200 | A | 5 | | M | 1230-220 | ECT * | PROSEM AFRO-AM STDS FRESH-SOPH PRIORITY | WILLIAMS,W. |
| 1512 | AFRAM | 200 | AA | OZ | | W | 1230-220 | ECC * | | |
| 1513 | AFRAM | 200 | AB | OZ | | W | 1230-220 | ECC * | | |
| 1514 | AFRAM | 200 | AC | OZ | | W | 1230-220 | ECC * | | |
| 1515 | AFRAM | 270 | A | 5 | | MTWTF | 930-1020 | PAR 212 | BLK ORATOR WRKSHOP | JONES,E. |
| >>>> | AFRAM | 301 | A | 3-5 | > | ARR | - | - | COMMON INTERNSHIP ENTRY CARDS PDL B504 DAY ARR W/INSTRUCTOR | WRIGHT,A. |
| 1517 | AFRAM | 303 | A | 5 | | MTWTF | 930-1020 | THD 295 | BASIC KRIO | WILLIAMS,W. SPENCER,WALT |
| 1518 | AFRAM | 306 | A | 5 | | MTWTF | 1030-1120 | SHI 115 | BASIC SWARILI | MITCHELL,M. |
| 1519 | AFRAM | 362 | A | 5 | | MTWTF | 1130-1220 | SHI 304 | RACE RELATIONS W/SOC 362 A | BLACK,A. |
| >>>> | AFRAM | 490 | A | 1-5 | > | ARR | - | - | RES BLK COMMUNITY ENTRY CARDS PDL B502 | BLACK,A. |
| >>>> | AFRAM | 490 | B | 1-5 | > | ARR | - | - | ENTRY CARDS PDL B504 | JONES,E. WILLIAMS,W. |
| >>>> | AFRAM | 490 | C | 1-5 | > | ARR | - | - | ENTRY CARDS PDL B506 | JONES,E. WILLIAMS,W. |
| 1523 | AFRAM | 492 | A | 5 | | MTWTF | 1030-1120 | SHI 305 | SPEC TOP AFRO-AM ST AFRICAN HEROES | JONES,E. |
| 1524 | AFRAM | 492 | B | 5 | | MTWTF | 230-320 | EED 322 | AFRO-AMERICANS 1616-1677 | |

AMERICAN INDIAN STUDIES

| | | | | | | | | | | |
|------|-----|-----|---|-----|---|-------|-----------|---------|--|-------------|
| 1127 | AIS | 102 | A | 5 | | MTWTF | 1230-120 | SAV 216 | SURV AM INDM STDYS | BENTZ, |
| 1128 | AIS | 230 | A | 3 | | M W F | 1030-1120 | RAI 121 | CONT INDIAN ISSUES | LANE,B. |
| 1129 | AIS | 311 | A | 5 | | MTWTF | 1130-1220 | CHU 120 | PACIFIC NW INDIANS W/ANTH 311 A | LANE |
| 1130 | AIS | 335 | A | 5 | | MTWTF | 830-920 | PAR 206 | LGL PROB AM IND | FRITZEMEIER |
| 1131 | AIS | 350 | A | 3 | | T TH | 230-320 | ART 110 | NHC IND ART/2 DIM | OLIVER |
| 1132 | AIS | 475 | A | 5 | | MTWTF | 930-1020 | GWN 201 | SPEC TOP IND ST W/ART H 332 A | DUNCAN,K. |
| >>>> | AIS | 499 | A | 1-5 | > | ARR | - | - | INDEPENDENT STUDY ENTRY CARDS PDL C514 | |

| Sched. Line No. | DEPARTMENT | COURSE TITLE | SECTION | CREDITS | W H T R S M F S | P R S M W F S | TIME | | LOCATION | TITLE AND REMARKS | INSTRUCTOR |
|-----------------|------------|--------------|---------|---------|--------------------------------------|---------------------------------|--------------------|--------------------|--|-------------------|------------|
| | | | | | | | Day | Hour | | | |
| 1183 | ANTH | 503 | A | 6 | | MTWTF | 1230-120 | DEM 216 | INTRO LING ANTHRD W/ANTH 203 A PLUS 1 HR * | EASTMAN | |
| >>>> | ANTH | 507 | A | 5 | > | M T | 130-320 130-220 | DEM 406 DEM 406 | MTDS S/C RESEARCH ENTRY CARDS DEN M032 | HUNN | |
| 1185 | ANTH | 529 | A | 3 | | W | 330-520 | ART 116 | SEM EXPRESSIVE CULT W/ART H 531 A | OTTENBERG | |
| 1186 | ANTH | 555 | A | 3 | | M W | 130-320 | SAV 149 | TECHQ NETWORK ANAL | ATKINS | |
| 1187 | ANTH | 561 | A | 3 | | M | 330-520 | DEM 311 | SNKR MTHD&THEORIES | DUMONT | |
| >>>> | ANTH | 565 | A | 5 | > | T M | 230-320 130-320 | DEM 406 DEM 406 | HIST THEORY ANTH ENTRY CARDS DEN M032 | MINAMS | |
| 1189 | ANTH | 590 | A | 3 | | M | 130-300 | DMH 206 | SNKR MUSEUM THEORY | | |
| >>>> | ANTH | 600 | A | VAR | > | ARR | - | - | INDEPENDNT STDY/RSCH ENTRY CARDS DEN M032 | | |
| >>>> | ANTH | 700 | A | VAR | > | ARR | - | - | MASTERS THESIS CR/NC ONLY ENTRY CARDS DEN M032 | | |
| >>>> | ANTH | 800 | A | VAR | > | ARR | - | - | DOCTORAL DISSERTATH CR/NC ONLY | | |

ARCHAEOLOGY

| | | | | | | | | | | |
|------|-------|-----|---|-----|---|-------|--------------------|--------------------|--|----------|
| 1193 | ARCHY | 205 | U | 5 | | M W | 700-920 PM | DEM 209 | PRINCIPLES OF ARCHY | |
| 1194 | ARCHY | 303 | A | 3 | | M W F | 930-1020 | DEM 217 | PREHST CLT OLD WRLD | WENKE |
| 1195 | ARCHY | 304 | A | 3 | | M W F | 1130-1220 | DEM 313 | NEW WORLD ARCHY | STEIN |
| 1196 | ARCHY | 320 | A | 5 | | MTWTF | 1030-1120 | SAV 313 | PREHISTORY NW COAST | GREENGO |
| 1197 | ARCHY | 371 | A | 3 | | T TH | 130-320 | DEM 311 | ANALYSIS ARCHY DATA | STEIN,J. |
| >>>> | ARCHY | 481 | A | 6 | > | M W | 130-420 130-420 | DEM 310 DEM 115 | ANALYS BIOL REMAINS ENTRY CARDS DEN M032 | GRAYSON |
| 1199 | ARCHY | 496 | A | 3 | | M W F | 130-220 | DEM 311 | QUANT ARCH ANALYSIS | WENKE |
| >>>> | ARCHY | 497 | A | 5 | > | M TWF | 830-920 | DEM 311 | FORMAL THEORY ENTRY CARDS DEN M032 | DUNNELL |
| >>>> | ARCHY | 499 | A | VAR | > | ARR | - | - | UNDERGRAD RESEARCH ENTRY CARDS DEN M032 | |
| >>>> | ARCHY | 600 | A | VAR | > | ARR | - | - | INDEPENDNT STDY/RSCH ENTRY CARDS DEN M032 | |
| >>>> | ARCHY | 601 | A | 3-9 | > | ARR | - | - | INTERNSHIP CR/NC ONLY ENTRY CARDS DEN M032 | |

PHYSICAL ANTHROPOLOGY

| | | | | | | | | | | |
|------|-------|-----|----|-----|---|-------|-----------|---------|---|--------------|
| 1204 | PHY A | 201 | A | 5 | | MTW F | 930-1020 | KNE 110 | PRINCIPLES PHY ANTH W/PHY A 502 A | SHINDLER |
| 1205 | PHY A | 201 | AA | OZ | | T | 830-920 | DEM 213 | | |
| 1206 | PHY A | 201 | AB | OZ | | TH | 830-920 | DEM 213 | | DUCHIN,L. |
| 1207 | PHY A | 201 | AC | OZ | | T | 1030-1120 | BLM 413 | | |
| 1208 | PHY A | 201 | AD | OZ | | TH | 1030-1120 | BLM 416 | | |
| 1209 | PHY A | 201 | AE | OZ | | T | 1130-1220 | BLM 312 | | ENEL,L. |
| 1210 | PHY A | 201 | AF | OZ | | TH | 1130-1220 | BLM 201 | | |
| 1211 | PHY A | 201 | AG | OZ | | T | 1230-120 | DEM 213 | | |
| 1212 | PHY A | 201 | AH | OZ | | TH | 1230-120 | DEM 206 | | |
| 1213 | PHY A | 382 | A | 3 | | M W F | 1130-1220 | DEM 205 | HUMAN POP BIOLOGY | NOTE |
| 1214 | PHY A | 387 | A | 5 | | MTWTF | 130-220 | DEM 209 | ECOLOGICAL ANTH | HURLICH,M.G. |
| 1215 | PHY A | 484 | A | 3 | | M W F | 1030-1120 | DEM 205 | MUN GROWTH & DEVEL | NEWELL |
| 1216 | PHY A | 485 | A | 2 | | ARR | - | - | RES GROWTH DEVELOP | NEWELL |
| 1217 | PHY A | 488 | A | 5 | | MTWTF | 130-220 | DEM 449 | PRIMATE EVOLUTION | ECK |
| >>>> | PHY A | 499 | A | VAR | > | ARR | - | - | UNDERGRAD RESEARCH ENTRY CARDS DEN M032 | |

ANTHROPOLOGY

| | | | | | | | | |
|------|----------|----|-----|--------|-----------|----------|---|-------------|
| 1134 | ANTH 100 | A | 5 | M WTHF | 930-1020 | KNE 120 | INTRO TO ANTHRO | DUMONT |
| 1135 | ANTH 100 | AA | Q2 | T | 830-920 | BLM 409 | | |
| 1136 | ANTH 100 | AB | Q2 | T | 830-920 | DEM 212 | | BOYER, D. |
| 1137 | ANTH 100 | AC | Q2 | T | 830-920 | DEM 209 | | |
| 1138 | ANTH 100 | AD | Q2 | T | 830-920 | DEM 205 | | |
| 1139 | ANTH 100 | AE | Q2 | T | 930-1020 | SMS 8012 | | |
| 1140 | ANTH 100 | AF | Q2 | T | 930-1020 | SMI 113 | | |
| 1141 | ANTH 100 | AG | Q2 | T | 930-1020 | SMS 8010 | | |
| 1142 | ANTH 100 | AH | Q2 | T | 930-1020 | BLM 409 | | |
| 1143 | ANTH 100 | AI | Q2 | T | 1030-1120 | SMS 8012 | | |
| 1144 | ANTH 100 | AJ | Q2 | T | 1030-1120 | CLK 120 | | |
| 1145 | ANTH 100 | AK | Q2 | T | 1030-1120 | CLK 220 | | |
| 1146 | ANTH 100 | AL | Q2 | T | 1030-1120 | BLM 416 | | |
| 1147 | ANTH 100 | AM | Q2 | T | 1130-1220 | BLM 201 | | |
| 1148 | ANTH 100 | AN | Q2 | T | 1130-1220 | CLK 120 | | |
| 1149 | ANTH 100 | AO | Q2 | T | 1130-1220 | BLM 416 | | |
| 1150 | ANTH 100 | AP | Q2 | T | 1130-1220 | BLM 413 | | |
| 1151 | ANTH 100 | AQ | Q2 | T | 1230-120 | DEM 217 | | |
| 1152 | ANTH 100 | AR | Q2 | T | 1230-120 | DEM 206 | | |
| 1153 | ANTH 202 | A | 5 | MTWTF | 1030-1120 | SAV 239 | PRIM SOCIOCUL ANTH W/ANTH 500 A OPT'L LINKED WRITING COURSE SEE ENGL 198 | HARRELL, S. |
| 1154 | ANTH 202 | AA | Q2 | TH | 830-920 | DEM 205 | | |
| 1155 | ANTH 202 | AB | Q2 | TH | 930-1020 | LDN 114 | | |
| 1156 | ANTH 202 | AC | Q2 | TH | 1130-1220 | PAR 306 | | |
| 1157 | ANTH 202 | AD | Q2 | TH | 1230-120 | DEM 217 | | |
| 1158 | ANTH 202 | AE | Q2 | TH | 930-1020 | BLM 409 | | |
| 1159 | ANTH 202 | AF | Q2 | TH | 1130-1220 | SLM 312 | | |
| 1160 | ANTH 203 | A | 5 | MTWTF | 1230-120 | DEM 216 | INTRO LING ANTHRO W/ANTH 503 A | EASTMAN |
| 1161 | ANTH 230 | A | 5 | MTWTF | 1130-1220 | EGL 001 | COMP TRIBAL RELIG | RHODES |
| 1162 | ANTH 301 | A | 3 | M W F | 930-1020 | DEM 216 | HUMAN NATURE & CUL | DANIEL |
| 1163 | ANTH 302 | A | 3 | M W F | 830-920 | DEM 209 | PLANT ANIMAL PEOPLE | MUNN |
| 1164 | ANTH 311 | A | 5 | MTWTF | 1130-1220 | CHU 120 | PACIFIC NW INDIANS W/ATS 311 A | LAKE |
| 1165 | ANTH 333 | A | 3 | M W F | 1030-1120 | GWN 301 | NW COAST INDIAN ART W/ART H 333 A | HOLM |
| 1167 | ANTH 353 | A | 5 | T TH | 1030-1220 | SMI 211 | ANTH STUDY OF WOMEN W/ANTH 353 B | JACOBS |
| 1168 | ANTH 353 | B | 6 | T TH | 1030-1220 | SMI 211 | W/ANTH 353 B | JACOBS |
| 1169 | ANTH 402 | A | 3 | M W F | 930-1020 | MEB 242 | SOC EA & SD AFRICA | WINANS |
| 1170 | ANTH 403 | A | 5 | M WTHF | 930-1020 | DEM 211 | TRAD CHIN SOCIETY W/SISEA 443 A | HARRELL |
| 1171 | ANTH 408 | A | 5 | MTWTF | 1030-1120 | DEM 212 | NEW GUINEA SOC | WATSON |
| 1172 | ANTH 412 | A | 5 | MTWTF | 1130-1220 | DEM 213 | SO ASIAN SOC STRUCT | DANIEL |
| 1173 | ANTH 420 | A | 3 | M W F | 930-1020 | DEM 205 | PERSPECT ON ETHNIC | OTTENBERG |
| 1174 | ANTH 441 | A | 5 | MTWTF | 830-920 | DEM 211 | CULTURE & PERSONLTY | SPAIN |
| 1175 | ANTH 451 | A | 3 | T TH | 1130-1250 | THD 335 | PHONOLOGY W/LING 451 A | SAPORTA |
| 1176 | ANTH 453 | A | 3 | M W F | 1130-1220 | THD 335 | PHONOLOGY W/LING 453 A | HAXWELL, M. |
| 1177 | ANTH 461 | A | 3 | M W F | 930-1020 | BAG 118 | SYNTAX W/LING 461 A | HENMEYER |
| 1178 | ANTH 462 | A | 3 | T TH | 100-220 | THD 335 | SYNTAX W/LING 462 A | EMMONS |
| 1179 | ANTH 480 | A | 3 | T TH | 1030-1200 | BHM 206 | INTRO MUSEOLOGY | |
| >>>> | ANTH 489 | A | 3-9 | ARR | - | - | ANTH PRACTICUM ENTRY CARDS DEN M032 | |
| >>>> | ANTH 499 | A | VAR | ARR | - | - | UNDERGRAD RESEARCH ENTRY CARDS DEN M032 | |
| 1182 | ANTH 500 | A | 6 | MTWTF | 1030-1120 | SAV 239 | PRECEPTORIAL READING W/ANTH 202 A | HARRELL |

| | | | | | | | | | |
|---|-----------|---|-----|-------|------------|---------|--|----------|--|
| 1219 | PHY A 502 | A | 6 | MTW F | 930-1020 | KNE 110 | PRECEPTORIAL READING W/PHY A 201 A PLUS 1 HOUR * | SWENDELL | |
| 1220 | PHY A 589 | A | 3 | M W F | 230-320 | DEM 449 | TOPICS MINDING EVOL | ECK | |
| >>>> | PHY A 590 | A | 1 | ARR | - | - | ISSUES PRIMATE EVOL CA/NC ONLY | NEWELL | |
| >>>> | PHY A 600 | A | VAR | ARR | - | - | INDEPENDT STDY/RSCH ENTRY CARDS DEN M032 | | |
| ART | | | | | | | | | |
| * * NO AUDITORS PERMITTED IN STUDIO CLASSES | | | | | | | | | |
| * * ART COURSES CHANGE OF REGISTRATION PROCEDURE | | | | | | | | | |
| * * DURING THE 1ST OF THE QTR CHG OF REGIS PERIOD, STUDTS MAKING ANY CHGS INVOLVING UNDERGRAD ART COURSES MUST OBTAIN A SIGNATURE & STAMP FROM THE SCHL OF ART, 104 ART, BEFORE RPRTYNG TO SECTIONS | | | | | | | | | |
| * ENTRY CARDS AVAILABLE IN ART 104 | | | | | | | | | |
| >>>> | ART 105 | A | 3 | M W | 030-1120 | ART 327 | DRAWING | | |
| >>>> | ART 105 | B | 3 | T TH | 030-1120 | ART 329 | ART MAJORS | | |
| >>>> | ART 105 | C | 3 | M W | 1130-220 | ART 327 | ART MAJORS | | |
| >>>> | ART 105 | D | 3 | T TH | 1130-220 | ART 325 | ART MAJORS | | |
| >>>> | ART 105 | E | 3 | T TH | 1130-220 | ART 329 | ART MAJORS | | |
| >>>> | ART 105 | F | 3 | M W | 230-520 | ART 304 | ART MAJORS | | |
| >>>> | ART 105 | G | 3 | M W | 230-520 | ART 327 | ART MAJORS | | |
| >>>> | ART 105 | H | 3 | T TH | 230-520 | ART 327 | ART MAJORS | | |
| >>>> | ART 105 | U | 3 | M W | 700-940 PH | ART 329 | ART MAJORS | | |
| >>>> | ART 106 | A | 3 | M W | 1130-220 | ART 301 | DRAWING | | |
| >>>> | ART 106 | B | 3 | T TH | 230-520 | ART 329 | ART MAJORS | | |
| >>>> | ART 107 | A | 3 | T TH | 1130-220 | ART 327 | DRAWING | | |
| >>>> | ART 107 | B | 3 | M W | 230-520 | ART 329 | ART MAJORS | | |
| >>>> | ART 109 | A | 3 | M W | 030-1120 | ART 230 | DESIGN | | |
| >>>> | ART 109 | B | 3 | T TH | 030-1120 | ART 230 | ART MAJORS | | |
| >>>> | ART 109 | C | 3 | T TH | 030-1120 | ART 228 | ART MAJORS | | |
| >>>> | ART 109 | D | 3 | M W | 1130-220 | ART 228 | ART MAJORS | | |
| >>>> | ART 109 | E | 3 | T TH | 1130-220 | ART 228 | ART MAJORS | | |
| >>>> | ART 109 | F | 3 | T TH | 230-520 | ART 228 | ART MAJORS | | |
| >>>> | ART 110 | A | 3 | M W | 030-1120 | ART 110 | DESIGN | | |
| >>>> | ART 110 | B | 3 | T TH | 1130-220 | ART 110 | ART MAJORS | | |
| >>>> | ART 201 | A | 3 | M W | 1130-220 | CHA 101 | CERAMIC ART | | |
| >>>> | ART 201 | B | 3 | M W | 1130-220 | CHA 101 | ART MAJORS | | |
| >>>> | ART 202 | A | 3 | T TH | 1130-220 | CHA 101 | CERAMIC ART | | |
| >>>> | ART 202 | B | 3 | T TH | 1130-220 | CHA 101 | ART MAJORS | | |
| >>>> | ART 205 | A | 3 | M W | 1130-220 | CHA 101 | CERAMIC ART | | |
| >>>> | ART 205 | B | 3 | M W | 1130-220 | CHA 101 | ART MAJORS | | |
| >>>> | ART 205 | A | 5 | M W | 030-1120 | ART 207 | GRAPHIC DESIGN | | |
| >>>> | ART 205 | B | 5 | T TH | 030-1120 | ART 207 | GRAPHIC DES MAJORS | | |
| >>>> | ART 205 | C | 5 | T TH | 130-420 | ART 207 | GRAPHIC DES MAJORS | | |
| >>>> | ART 230 | A | 5 | T TH | 030-1120 | ART 022 | INTRO PHOTO I | | |
| >>>> | ART 230 | B | 5 | M W | 1130-220 | ART 022 | ART MAJORS | | |
| >>>> | ART 250 | A | 5 | M W | 030-1120 | ART 216 | DESENTL SFC DES FAB | | |
| >>>> | ART 250 | B | 5 | M W | 1130-220 | ART 216 | ART MAJORS | | |
| >>>> | ART 252 | A | 5 | M W | 230-520 | ART 227 | INTRO WEAVING | | |
| >>>> | ART 252 | B | 5 | T TH | 230-520 | ART 117 | DESIGNCTRLS-WOOD | | |
| >>>> | ART 255 | A | 5 | T TH | 1130-220 | ART 216 | DESENTL FABRC CNSTR | | |
| >>>> | ART 256 | A | 5 | M W | 1130-220 | ART 320 | PAINTING | | |
| >>>> | ART 256 | B | 5 | T TH | 230-520 | ART 301 | ART MAJORS PLUS 3 SCHEDULED HRS | | |

19

W = WRITING COURSE MEETING A & B REQUIREMENT M = HONORS * = PERMISSION SIGNATURE % = NEW COURSE (SEE FRONT OF TIME SCHEDULE)
 >>>> ENROLLMENT IN THIS SECTION IS LIMITED, AND STUDENTS MUST OBTAIN ENTRY CARDS. THE SCHEDULE LINE NUMBER IS PRINTED ON THE ENTRY CARD AND MUST BE MARKED ON THE OF-SCAN REGISTRATION FORM. BOTH THE OF-SCAN FORM AND CARD MUST BE TURNED IN TO REGISTER.

W = WRITING COURSE MEETING A & B REQUIREMENT M = HONORS * = PERMISSION SIGNATURE % = NEW COURSE (SEE FRONT OF TIME SCHEDULE)
 >>>> ENROLLMENT IN THIS SECTION IS LIMITED, AND STUDENTS MUST OBTAIN ENTRY CARDS. THE SCHEDULE LINE NUMBER IS PRINTED ON THE ENTRY CARD AND MUST BE MARKED ON THE OF-SCAN REGISTRATION FORM. BOTH THE OF-SCAN FORM AND CARD MUST BE TURNED IN TO REGISTER.

| | | | | | | | | |
|------|---------|---|------|---|------|----------|---------|--|
| >>>> | ART 405 | A | 5 | > | M W | 1130-220 | ART 229 | ADVANCED WEAVING M/ART 330 A ART MAJORS |
| >>>> | ART 411 | A | 5 | > | ARR | - | - | ADV PHOTD ART MAJORS |
| >>>> | ART 412 | A | 5 | > | M W | 230-520 | ART 022 | EXT PHOTD PROC ART MAJORS |
| >>>> | ART 415 | A | 5 | > | M W | 1130-220 | ART 023 | SR THESIS PHOTD ART MAJORS |
| >>>> | ART 421 | A | 5 | > | ARR | - | - | VIDEO ART |
| >>>> | ART 422 | A | 3 | > | T TH | 130-420 | ART 236 | ID COMP GRAPH I INDUST DESIGN MAJORS |
| >>>> | ART 425 | A | 5 | > | ARR | - | - | FIBER ARTS PROJECTS ART MAJORS |
| >>>> | ART 436 | A | 5 | > | ARR | - | - | SCULPTURE COMPOSITN ART MAJORS |
| 1297 | ART 445 | A | 5 | > | T TH | 830-1120 | ART 236 | ADV INDUSTRIAL DES INDUST DESIGN MAJORS |
| 1298 | ART 450 | A | 5 | > | M W | 1230-420 | ART 210 | ADV ETCHING M/ART 345 A ART MAJORS |
| 1299 | ART 452 | A | 5 | > | M W | 830-1220 | ART 201 | ADV LITHOGRAPHY M/ART 347 A ART MAJORS |
| >>>> | ART 457 | A | 5 | > | ARR | - | - | ADV METAL DESIGN ART MAJORS |
| >>>> | ART 458 | A | 5 | > | M W | 230-520 | ART 125 | ADV JEWELRY DESIGN M/ART 350 A ART MAJORS |
| >>>> | ART 459 | A | 5 | > | ARR | - | - | ADVANCED ENAMELING ART MAJORS |
| >>>> | ART 460 | A | 5 | > | ARR | - | - | ADV METAL DESIGN ART MAJORS |
| >>>> | ART 463 | A | 5 | > | M W | 1130-220 | ART 322 | ADVANCED PAINTING PAINTING MAJORS |
| >>>> | ART 464 | A | 5 | > | M W | 1130-220 | ART 322 | ADV PAINTING/DRAWING M/ART 463 A PAINTING MAJORS |
| 1306 | ART 466 | A | 5 | > | M W | 130-420 | ART 247 | GRAPHIC DESIGN GRAPHIC DSGN MAJORS |
| 1307 | ART 470 | A | 5 | > | T TH | 130-420 | ART 247 | GRAPHIC DESIGN GRAPHIC DESIGN MAJORS |
| >>>> | ART 485 | A | 5 | > | T TH | 230-620 | CMA 102 | ADV CERAMIC ART M/ART 353 A ART MAJORS |
| >>>> | ART 486 | A | 5 | > | ARR | - | - | ADVANCED CERAMICS ART MAJORS |
| >>>> | ART 495 | A | 5 | > | ARR | - | - | GRAPHIC DESIGN SEM GRAPHIC DESIGN MAJORS |
| >>>> | ART 498 | A | 3/5 | > | ARR | - | - | INDIV PROJ-PTG/SCLP |
| >>>> | ART 499 | A | 3/5 | > | ARR | - | - | INDIV PROJ-DESIGN |
| >>>> | ART 512 | A | 3 | > | ARR | - | - | GRADUATE SEMINAR |
| >>>> | ART 515 | A | 3-15 | > | M W | 1130-220 | ART 023 | PHOTOGRAPHY M/ART 415 A |
| >>>> | ART 522 | A | 3-15 | > | ARR | - | - | SCULPTURE |
| >>>> | ART 540 | A | 3-15 | > | ARR | - | - | FIBER ARTS |
| >>>> | ART 547 | A | 3-15 | > | ARR | - | - | INDUSTRIAL DESIGN |
| >>>> | ART 550 | A | 3-15 | > | ARR | - | - | PRINTMAKING |
| >>>> | ART 553 | A | 3-15 | > | ARR | - | - | CERAMIC ART |
| >>>> | ART 558 | A | 3-15 | > | ARR | - | - | METAL DESIGN |
| >>>> | ART 563 | A | 3-15 | > | ARR | - | - | PAINTING |

W = WRITING COURSE MEETING A & B REQUIREMENT N = HONORS * = PERMISSION SIGNATURE % = NEW COURSE (SEE FRONT OF TIME SCHEDULE)
 >>> ENROLLMENT IN THIS SECTION IS LIMITED AND STUDENTS MUST OBTAIN ENTRY CARDS. THE SCHEDULE LIST NUMBER IS PRINTED ON THE ENTRY CARD AND MUST BE MARKED ON THE OP-SCAN REGISTRATION FORM. BOTH THE OP-SCAN FORM AND CARD MUST BE TURNED IN TO REGISTER.

| | | | | | | | | | |
|------|-----------|---|-----|---|-----|---|---|--------------------------------|--------------------------------|
| >>>> | ART H 999 | D | 2 | > | ARR | - | - | INDEPENDNT STDY/RSCH | REGRD T.P. CLAUSEM/PLAFLINE.P. |
| >>>> | ART H 999 | E | 2 | > | ARR | - | - | MASTERS THESIS CR/NC ONLY | |
| >>>> | ART H 999 | F | 2 | > | ARR | - | - | DOCTORAL DISSERTATN CR/NC ONLY | |
| >>>> | ART H 600 | A | VAR | > | ARR | - | - | | |
| >>>> | ART H 700 | A | VAR | > | ARR | - | - | | |
| >>>> | ART H 800 | A | VAR | > | ARR | - | - | | |

ASIAN AMERICAN STUDIES

| | | | | | | | | | |
|------|-----|-----|-------|-----|-------|-----------|----------|--|-----------------------------|
| 1438 | AAS | 205 | A | 5 | M W F | 1230-120 | THO 101 | ASIAN AMER CULTURES | BACHO,P. KASHIMA,T. TANG,R. |
| 1439 | AAS | 205 | AA QZ | | T TH | 1130-1220 | THO 202 | | |
| 1440 | AAS | 205 | AB QZ | | T TH | 1130-1220 | SAV 245 | | |
| 1441 | AAS | 205 | AC QZ | | T TH | 1230-120 | SAV 182 | | |
| 1442 | AAS | 205 | AD QZ | | T TH | 1230-120 | SAV 127 | | |
| >>>> | AAS | 443 | A | 3-5 | > | ARR | - | FIELD EXPERIENCE CR/NC ONLY ENTRY CARDS PDL 8501 | KASHIMA,T. |
| >>>> | AAS | 443 | B | 3-5 | > | ARR | - | ENTRY CARDS PDL 8501 | KASHIMA,T. |
| 1445 | AAS | 490 | A | 3 | M W F | 1030-1120 | SAV 209 | AAS SPECIAL TOPICS FILIPINO HIST AND CULTURE SOUTHEAST ASIANS IN AMERICA | BACHO,P. |
| 1446 | AAS | 490 | B | 3 | T TH | 930-1050 | SAV 209 | | |
| 1447 | AAS | 490 | C | 3 | T TH | 1230-150 | SAV H250 | | |
| >>>> | AAS | 499 | A | 1-5 | > | ARR | - | UNDERGRAD-IND STDY ENTRY CARDS PDL 8501 | BACHO,P. KASHIMA,T. |

ASIAN LANGUAGES AND LITERATURE

| | | | | | | | | | |
|------|-------|-----|---|-----|-------|-----------|----------|--|--------------|
| 2492 | ASIAN | 401 | A | 5 | T TH | 830-920 | PAR 131 | INTRO ASIAN LING | SCHIFFMAN,H. |
| 2493 | ASIAN | 585 | A | 3 | M W F | 1130-1220 | PAR 322B | SEMINAR IN BUDDHISM | RUEGG,D. |
| >>>> | ASIAN | 600 | A | VAR | > | ARR | - | INDEPENDNT STDY/RSCH ENTRY CARDS GWN 225 | |
| >>>> | ASIAN | 700 | A | VAR | > | ARR | - | MASTERS THESIS ENTRY CARDS GWN 225 | |
| >>>> | ASIAN | 800 | A | VAR | > | ARR | - | DOCTORAL DISSERTATN ENTRY CARDS GWN 225 | |

CHINESE

| | | | | | | | | | |
|------|------|-----|---|-----|-------|-----------|----------|--|---------------------|
| 2497 | CHIN | 111 | A | 5 | MTWTF | 930-1020 | SAV 243 | FIRST-YEAR CHINESE | |
| 2498 | CHIN | 111 | B | 5 | MTWTF | 930-1020 | SNI 105 | | |
| 2499 | CHIN | 111 | C | 5 | MTWTF | 1030-1120 | SAV 311 | | |
| 2500 | CHIN | 111 | D | 5 | MTWTF | 1130-1220 | SAV 129 | | |
| 2501 | CHIN | 111 | E | 5 | MTWTF | 830-920 | SNI 107 | | HSIA,H-Y. |
| 2502 | CHIN | 111 | F | 5 | MTWTF | 1230-120 | SNI 113 | | |
| 2503 | CHIN | 211 | A | 5 | MTWTF | 1030-1120 | SNI 313 | SECOND-YEAR CHINESE | NORRAN,J. HSIA,H-Y. |
| 2504 | CHIN | 211 | B | 5 | MTWTF | 1130-1220 | SNI 307 | | |
| 2505 | CHIN | 281 | A | 5 | M W F | 100-220 | GWN 322B | LIT IN MODERN CHINA | BRANDAUER,F. |
| 2506 | CHIN | 311 | A | 5 | MTWTF | 930-1020 | SNI 107 | THIRD-YEAR CHINESE | YUE-HASHIMOT |
| 2507 | CHIN | 415 | A | 5 | MTWTF | 1030-1120 | GWN H230 | READ SOC SCI TEXTS | YUE-HASHIMOT |
| 2508 | CHIN | 451 | A | 5 | M W F | 100-220 | SNI 309 | FIRST-YR CLASSICAL | BOLTZ,W.G. |
| >>>> | CHIN | 499 | A | 3-5 | > | ARR | - | UNDERGRAD RESEARCH ENTRY CARDS GWN 225 | |
| 2510 | CHIN | 540 | A | 3 | T | 300-900 | GWN 322B | SMNR ON CHIN LING | NORRAN,J. |
| 2511 | CHIN | 551 | A | 5 | T TH | 1230-220 | GWN H226 | SECOND-YR CLASSICAL | BOLTZ,W.G. |
| 2512 | CHIN | 554 | A | 5 | M W | 100-300 | GWN H224 | RDGS IN CHIN PROSE | KNECHTGES,D. |
| 2513 | CHIN | 564 | A | 5 | M W | 930-1120 | GWN 322B | HISTORY CHIN LIT | KNECHTGES,D. |
| 2514 | CHIN | 580 | A | 5 | M W F | 900-1020 | GWN H226 | RDGS-VERNAC FICTION | BRANDAUER,F. |

W = WRITING COURSE MEETING A & B REQUIREMENT N = HONORS * = PERMISSION SIGNATURE % = NEW COURSE (SEE FRONT OF TIME SCHEDULE)
 >>> ENROLLMENT IN THIS SECTION IS LIMITED AND STUDENTS MUST OBTAIN ENTRY CARDS. THE SCHEDULE LIST NUMBER IS PRINTED ON THE ENTRY CARD AND MUST BE MARKED ON THE OP-SCAN REGISTRATION FORM. BOTH THE OP-SCAN FORM AND CARD MUST BE TURNED IN TO REGISTER.

SANSKRIT

| | | | | | | | | |
|------|-----------|---|-----|--------|-----------|----------|--|--------------|
| 2551 | SNKRT 301 | A | 5 | NTWTHF | 930-1020 | GNM H224 | INTRO TO SANSKRIT | SALONDH,R.G. |
| 2556 | SNKRT 401 | A | 5 | NTWTHF | 1030-1120 | PAR 131 | INTERMED SANSKRIT | SALONDH,R.G. |
| 2557 | SNKRT 411 | A | 5 | M W F | 1130-1220 | GNM H224 | ADVANCED SANSKRIT | SALONDH,R.G. |
| >>>> | SNKRT 499 | A | 3-5 | ARR | - | * | UNDERGRAD RESEARCH ENTRY CARDS GNM 225 | |
| 2559 | SNKRT 555 | A | 3 | M W | 130-300 | GNM H226 | SNKR SNKRT GRAMMAR | SALONDH,R. |
| 2560 | SNKRT 560 | A | 3 | ARR | - | * | ROMES PHILOS SNKRT | POTTER,K. |
| 2561 | SNKRT 581 | A | 3 | T TH | 130-245 | GNM 322B | READ BUDDHIST TEXTS | RUEGG,D. |

TAMIL

| | | | | | | | | |
|------|-----------|---|-----|--------|---------|----------|--|--------------|
| 2562 | TAMIL 311 | A | 5 | NTWTHF | 830-920 | GNM H224 | ELEMENTARY TAMIL | SCHIFFMAN,H. |
| 2563 | TAMIL 321 | A | 5 | ARR | - | * | INTERMED TAMIL | |
| >>>> | TAMIL 499 | A | 3-5 | ARR | - | * | UNDERGRAD RESEARCH ENTRY CARDS GNM 225 | |

THAI

| | | | | | | | | |
|------|----------|---|-----|--------|----------|----------|--|------------|
| 2565 | THAI 301 | A | 5 | NTWTHF | 1230-120 | GNM 322B | BASIC THAI | COOKE,J.R. |
| 2566 | THAI 401 | A | 5 | ARR | - | * | INTERMED THAI | COOKE,J.R. |
| 2567 | THAI 411 | A | 5 | ARR | - | * | READINGS IN THAI | COOKE,J.R. |
| >>>> | THAI 499 | A | 3-5 | ARR | - | * | UNDERGRAD RESEARCH ENTRY CARDS GNM 225 | |

TIBETAN

| | | | | | | | | |
|------|---------|---|-----|-----------|----------------------|--------------------|--|--------------|
| 2569 | TIB 307 | A | 5 | T TH M | 930-1120 930-1020 | SHI 109 SHI 109 | INTERMED COLLOQ TIB | NORNANG,N.L. |
| 2570 | TIB 311 | A | 3 | M W F | 1030-1120 | GNM H224 | LITERARY TIBETAN | WYLIE,T.V. |
| 2571 | TIB 411 | A | 3 | M W F | 1130-1220 | GNM 322B | READINGS IN TIBETAN | WYLIE,T.V. |
| >>>> | TIB 499 | A | 3-5 | ARR | - | * | UNDERGRAD RESEARCH ENTRY CARDS GNM 225 | |
| 2573 | TIB 511 | A | 3 | ARR | - | * | ADV LITERARY TIBETAN | WYLIE,T.V. |
| 2574 | TIB 531 | A | 3 | T TH | 245-400 | GNM 322B | BUDDHIST TIBETAN | RUEGG,D.S. |

TURKIC

| | | | | | | | | |
|------|----------|---|-----|-----|---|---|--|--------------|
| 2575 | TKIC 301 | A | 3 | ARR | - | * | INTRO TO UZBEK | CIRTAUTUS,I. |
| 2576 | TKIC 304 | A | 3 | ARR | - | * | INTRO TO KAZAKH | CIRTAUTUS,I. |
| 2577 | TKIC 401 | A | 3 | ARR | - | * | INTERMEDIATE UZBEK | CIRTAUTUS,I. |
| >>>> | TKIC 499 | A | 3-5 | ARR | - | * | UNDERGRAD RESEARCH ENTRY CARDS GNM 225 | |

ASTRONOMY

| | | | | | | | | |
|------|----------|----|----|-------|-----------|---------|-----------|--------|
| 1377 | ASTR 101 | A | 5 | M W F | 1030-1120 | GUG 224 | ASTRONOMY | MARGON |
| 1378 | ASTR 101 | AA | QZ | T | 830-920 | JHN 111 | | |
| 1379 | ASTR 101 | AB | QZ | T | 830-920 | JHN 111 | | |
| 1380 | ASTR 101 | AC | QZ | T | 830-920 | JHN 236 | | |
| 1381 | ASTR 101 | AD | QZ | T | 930-1020 | JHN 214 | | |
| 1382 | ASTR 101 | AE | QZ | T | 930-1020 | JHN 214 | | |
| 1383 | ASTR 101 | AF | QZ | T | 1030-1120 | BAG 116 | | |
| | | | | T | 1030-1120 | PHY 322 | | |
| | | | | TH | 1030-1120 | JHN 236 | | |

W = WRITING COURSE MEETING A & S REQUIREMENT; H = HONORS; * = PERMISSION SIGNATURE; % = NEW COURSE (SEE FRONT OF THE SCHEDULE)
 >>> ENROLLMENT IN THIS SECTION IS LIMITED, AND STUDENTS MUST OBTAIN ENTRY CARDS. THE SCHEDULE LINE NUMBER IS PRINTED ON THE ENTRY CARD AND MUST BE MARKED ON THE OP-SCAN REGISTRATION FORM. BOTH THE OP-SCAN FORM AND CARD MUST BE TURNED IN TO REGISTER.

| | | | | | | | | |
|------|-----------|-------|-----|--------------|---------------------|---------------------|--|--|
| 1422 | ATH S 498 | A | 1 | M | 230-320 | * | TELEVISION METEOROL SR & GRAD STANDING IN ATH S | MASS,C. |
| 1423 | ATH S 501 | A | 6 | NTWTHF TH | 930-1020 130-320 | ATG 610 ATG 0610 | PHYS & SYNOPTIC MET | MALLACE |
| 1424 | ATH S 510 | A | 3 | T TH | 930-1100 | * | PHYSICS OF ICE W/PHYS 510 & SEN ATH DTW CR/NC ONLY | RAYMOND,C.F. |
| 1425 | ATH S 521 | A | VAR | F | 330-420 | ARC 102 | | HOLDEN |
| 1426 | ATH S 523 | A | VAR | ARR | - | * | SEN CL PHYS CR/NC ONLY | HODDS,P. |
| 1427 | ATH S 524 | A | VAR | ARR | - | * | SEN EN TR CR/NC ONLY | FLEAGLE |
| 1428 | ATH S 534 | A | 3 | M W F | 1030-1120 | ATG 611 | ATMOS RADIATION II | MARREN,S. |
| 1429 | ATH S 544 | A | 3 | M W F | 830-920 | ATG 611 | NUMERICAL MODELING | HOLDEN |
| 1430 | ATH S 546 | A | 3 | M W F | 1130-1220 | ATG 610 | ATMOS FLUID DYNAMICS | |
| 1431 | ATH S 551 | A | 3 | M W | 130-220 | ATG 611 | STRUCT & ANALYSIS I | MASS,C. REED,R. MASS,C. REED,R. |
| 1432 | ATH S 551 | AN LB | | TH | 130-320 | ATG 611 | | |
| 1433 | ATH S 555 | A | 3 | M W F | 1130-1220 | ATG 611 | PLANET ATMOS W/ASTR 555 A | LEDVY |
| 1434 | ATH S 571 | A | 3 | T TH | 1030-1200 | ATG 610 | THEOR CLIMAT | HARTMAN |
| >>>> | ATH S 600 | A | VAR | ARR | - | * | INDEPENDANT STDY/RSCH CR/NC ONLY ENTRY CARDS ATG 408 | |
| >>>> | ATH S 700 | A | VAR | ARR | - | * | MASTERS THESIS ENTRY CARDS ATG 408 | |
| >>>> | ATH S 800 | A | VAR | ARR | - | * | DOCTORAL DISSERTATION ENTRY CARDS ATG 408 | FLEAGLE,R. |

BIOLOGY

| | | | | | | | | |
|------|----------|-------|---|-------|------------|---------|--|--|
| 1450 | BIDL 100 | A | 5 | M W F | 1230-120 | ARC 207 | INTRODUCTORY BIOLOGY | KAREIVA,P. |
| 1451 | BIDL 100 | AN LB | | T | 830-1020 | BID 146 | | |
| 1452 | BIDL 100 | AD LB | | T | 830-1020 | BID 146 | | |
| 1453 | BIDL 100 | AP LB | | T | 1030-1220 | BID 146 | | |
| 1454 | BIDL 100 | AR LB | | T TH | 1030-1220 | BID 146 | | |
| 1455 | BIDL 100 | AS LB | | T | 1230-220 | BID 146 | | |
| 1456 | BIDL 100 | AS LB | | M | 1230-220 | BID 146 | | |
| 1457 | BIDL 100 | AT LB | | T | 130-320 | BID 146 | | |
| 1458 | BIDL 100 | AU LB | | T | 230-420 | BID 146 | | |
| 1459 | BIDL 100 | AV LB | | TH | 230-420 | BID 146 | | |
| 1460 | BIDL 101 | A | 5 | M W F | 1130-1220 | JHN 101 | GENERAL BIOLOGY | KOZLOFF WHISLER KOZLOFF WHISLER |
| 1461 | BIDL 101 | AA QZ | | TH | 1130-1220 | JHN 101 | | |
| 1462 | BIDL 101 | AN LB | | T | 830-1120 | BID 243 | | |
| 1463 | BIDL 101 | AD LB | | T TH | 830-1120 | BID 243 | | |
| 1464 | BIDL 101 | AP LB | | T | 130-420 | BID 243 | | |
| 1465 | BIDL 101 | AQ LB | | T | 130-420 | BID 247 | | |
| 1466 | BIDL 101 | AR LB | | M | 130-420 | BID 243 | | |
| 1467 | BIDL 101 | AS LB | | M | 130-420 | BID 247 | | |
| 1468 | BIDL 101 | AT LB | | TH | 130-420 | BID 243 | | |
| 1469 | BIDL 101 | AU LB | | TH | 130-420 | BID 247 | | |
| 1470 | BIDL 101 | AV LB | | T | 700-1000PM | BID 243 | | |
| >>>> | BIDL 103 | A | 5 | M W F | 830-920 | JHN 437 | INTRO TO BIOLOGY CR/NC ONLY ENTRY CARDS BID 318 OR EOP COUNSELORS EOP STUDENTS | PITERNICK,L. |
| >>>> | BIDL 110 | A | 2 | M | 130-220 | BID 324 | BIDL HEALTH PROFESS CR/NC ONLY ENTRY CARDS (MA SCHMITZ 375 FOR EOP STUDENTS ONLY CR/NC ONLY ENTRY CARDS (MA SCHMITZ 375 FOR EOP STUDENTS ONLY CR/NC ONLY ENTRY CARDS (MA SCHMITZ 375 FOR EOP STUDENTS ONLY | RUSSELL,H. |
| >>>> | BIDL 110 | AN LB | | M | 1230-220 | JHN 437 | | RUSSELL,H. |
| >>>> | BIDL 110 | AD LB | | M | 230-420 | JHN 437 | | RUSSELL,H. |

W = WRITING COURSE MEETING A & S REQUIREMENT; H = HONORS; * = PERMISSION SIGNATURE; % = NEW COURSE (SEE FRONT OF THE SCHEDULE)
 >>> ENROLLMENT IN THIS SECTION IS LIMITED, AND STUDENTS MUST OBTAIN ENTRY CARDS. THE SCHEDULE LINE NUMBER IS PRINTED ON THE ENTRY CARD AND MUST BE MARKED ON THE OP-SCAN REGISTRATION FORM. BOTH THE OP-SCAN FORM AND CARD MUST BE TURNED IN TO REGISTER.

Special Feature

Contents

Final Exam Schedule

..... See Page 11

Calendars

..... See Pages 25, 65, 104, 127

Sports Schedule

..... See Page 64

Schedule Worksheet

..... See Insert Following Page 104

Reader Service Card

..... See Insert Following Page 104

Telephone List

..... See Page 105

Bookstore Checklist

..... See Insert Following Page 128

Student Shoppers Guide

..... See Page 128

September 1984

| sunday | monday | tuesday | wednesday | thursday | friday | saturday | | | | | | | | | | | | | | | | | | | | | | | | | | | | | | | | | | | | | | | | | | | | | | | | | | | | | | | | | | | | | | | | | | | | | | | | | | | | | | | | | | | | | | | | | | | | | | | | | | | | | | | | | |
|--|-------------|---------|-----------|------------------|--------|----------|---|--|--|--|---|---|---|---|---|---|---|---|---|----|----|----|----|----|----|----|----|----|----|----|----|----|----|----|----|----|----|----|----|----|----|--|--|---|---|---|---|---|---|---|--|--|--|---|---|---|---|--|--|--|---|---|---|---|--|--|--|---|----|----|----|--|--|--|----|----|----|----|--|--|--|----|----|----|----|--|--|--|----|----|----|----|--|--|--|----|----|----|----|--|--|--|----|----|----|--|--|--|--|--|---|
| <p>AUGUST 1984</p> <table border="1"> <tr><td>S</td><td>M</td><td>T</td><td>W</td><td>T</td><td>F</td><td>S</td></tr> <tr><td></td><td></td><td></td><td>1</td><td>2</td><td>3</td><td>4</td></tr> <tr><td>5</td><td>6</td><td>7</td><td>8</td><td>9</td><td>10</td><td>11</td></tr> <tr><td>12</td><td>13</td><td>14</td><td>15</td><td>16</td><td>17</td><td>18</td></tr> <tr><td>19</td><td>20</td><td>21</td><td>22</td><td>23</td><td>24</td><td>25</td></tr> <tr><td>26</td><td>27</td><td>28</td><td>29</td><td>30</td><td>31</td><td></td></tr> </table> | S | M | T | W | T | F | S | | | | 1 | 2 | 3 | 4 | 5 | 6 | 7 | 8 | 9 | 10 | 11 | 12 | 13 | 14 | 15 | 16 | 17 | 18 | 19 | 20 | 21 | 22 | 23 | 24 | 25 | 26 | 27 | 28 | 29 | 30 | 31 | | <p>OCTOBER 1984</p> <table border="1"> <tr><td>S</td><td>M</td><td>T</td><td>W</td><td>T</td><td>F</td><td>S</td></tr> <tr><td></td><td></td><td></td><td>1</td><td>2</td><td>3</td><td>4</td></tr> <tr><td></td><td></td><td></td><td>5</td><td>6</td><td>7</td><td>8</td></tr> <tr><td></td><td></td><td></td><td>9</td><td>10</td><td>11</td><td>12</td></tr> <tr><td></td><td></td><td></td><td>13</td><td>14</td><td>15</td><td>16</td></tr> <tr><td></td><td></td><td></td><td>17</td><td>18</td><td>19</td><td>20</td></tr> <tr><td></td><td></td><td></td><td>21</td><td>22</td><td>23</td><td>24</td></tr> <tr><td></td><td></td><td></td><td>25</td><td>26</td><td>27</td><td>28</td></tr> <tr><td></td><td></td><td></td><td>29</td><td>30</td><td>31</td><td></td></tr> </table> | S | M | T | W | T | F | S | | | | 1 | 2 | 3 | 4 | | | | 5 | 6 | 7 | 8 | | | | 9 | 10 | 11 | 12 | | | | 13 | 14 | 15 | 16 | | | | 17 | 18 | 19 | 20 | | | | 21 | 22 | 23 | 24 | | | | 25 | 26 | 27 | 28 | | | | 29 | 30 | 31 | | | | | | 1 |
| S | M | T | W | T | F | S | | | | | | | | | | | | | | | | | | | | | | | | | | | | | | | | | | | | | | | | | | | | | | | | | | | | | | | | | | | | | | | | | | | | | | | | | | | | | | | | | | | | | | | | | | | | | | | | | | | | | | | | | |
| | | | 1 | 2 | 3 | 4 | | | | | | | | | | | | | | | | | | | | | | | | | | | | | | | | | | | | | | | | | | | | | | | | | | | | | | | | | | | | | | | | | | | | | | | | | | | | | | | | | | | | | | | | | | | | | | | | | | | | | | | | | |
| 5 | 6 | 7 | 8 | 9 | 10 | 11 | | | | | | | | | | | | | | | | | | | | | | | | | | | | | | | | | | | | | | | | | | | | | | | | | | | | | | | | | | | | | | | | | | | | | | | | | | | | | | | | | | | | | | | | | | | | | | | | | | | | | | | | | |
| 12 | 13 | 14 | 15 | 16 | 17 | 18 | | | | | | | | | | | | | | | | | | | | | | | | | | | | | | | | | | | | | | | | | | | | | | | | | | | | | | | | | | | | | | | | | | | | | | | | | | | | | | | | | | | | | | | | | | | | | | | | | | | | | | | | | |
| 19 | 20 | 21 | 22 | 23 | 24 | 25 | | | | | | | | | | | | | | | | | | | | | | | | | | | | | | | | | | | | | | | | | | | | | | | | | | | | | | | | | | | | | | | | | | | | | | | | | | | | | | | | | | | | | | | | | | | | | | | | | | | | | | | | | |
| 26 | 27 | 28 | 29 | 30 | 31 | | | | | | | | | | | | | | | | | | | | | | | | | | | | | | | | | | | | | | | | | | | | | | | | | | | | | | | | | | | | | | | | | | | | | | | | | | | | | | | | | | | | | | | | | | | | | | | | | | | | | | | | | | |
| S | M | T | W | T | F | S | | | | | | | | | | | | | | | | | | | | | | | | | | | | | | | | | | | | | | | | | | | | | | | | | | | | | | | | | | | | | | | | | | | | | | | | | | | | | | | | | | | | | | | | | | | | | | | | | | | | | | | | | |
| | | | 1 | 2 | 3 | 4 | | | | | | | | | | | | | | | | | | | | | | | | | | | | | | | | | | | | | | | | | | | | | | | | | | | | | | | | | | | | | | | | | | | | | | | | | | | | | | | | | | | | | | | | | | | | | | | | | | | | | | | | | |
| | | | 5 | 6 | 7 | 8 | | | | | | | | | | | | | | | | | | | | | | | | | | | | | | | | | | | | | | | | | | | | | | | | | | | | | | | | | | | | | | | | | | | | | | | | | | | | | | | | | | | | | | | | | | | | | | | | | | | | | | | | | |
| | | | 9 | 10 | 11 | 12 | | | | | | | | | | | | | | | | | | | | | | | | | | | | | | | | | | | | | | | | | | | | | | | | | | | | | | | | | | | | | | | | | | | | | | | | | | | | | | | | | | | | | | | | | | | | | | | | | | | | | | | | | |
| | | | 13 | 14 | 15 | 16 | | | | | | | | | | | | | | | | | | | | | | | | | | | | | | | | | | | | | | | | | | | | | | | | | | | | | | | | | | | | | | | | | | | | | | | | | | | | | | | | | | | | | | | | | | | | | | | | | | | | | | | | | |
| | | | 17 | 18 | 19 | 20 | | | | | | | | | | | | | | | | | | | | | | | | | | | | | | | | | | | | | | | | | | | | | | | | | | | | | | | | | | | | | | | | | | | | | | | | | | | | | | | | | | | | | | | | | | | | | | | | | | | | | | | | | |
| | | | 21 | 22 | 23 | 24 | | | | | | | | | | | | | | | | | | | | | | | | | | | | | | | | | | | | | | | | | | | | | | | | | | | | | | | | | | | | | | | | | | | | | | | | | | | | | | | | | | | | | | | | | | | | | | | | | | | | | | | | | |
| | | | 25 | 26 | 27 | 28 | | | | | | | | | | | | | | | | | | | | | | | | | | | | | | | | | | | | | | | | | | | | | | | | | | | | | | | | | | | | | | | | | | | | | | | | | | | | | | | | | | | | | | | | | | | | | | | | | | | | | | | | | |
| | | | 29 | 30 | 31 | | | | | | | | | | | | | | | | | | | | | | | | | | | | | | | | | | | | | | | | | | | | | | | | | | | | | | | | | | | | | | | | | | | | | | | | | | | | | | | | | | | | | | | | | | | | | | | | | | | | | | | | | | |
| 2 | LABOR DAY 3 | 4 | 5 | 6 | 7 | 8 | | | | | | | | | | | | | | | | | | | | | | | | | | | | | | | | | | | | | | | | | | | | | | | | | | | | | | | | | | | | | | | | | | | | | | | | | | | | | | | | | | | | | | | | | | | | | | | | | | | | | | | | | |
| 9 | 10 | 11 | 12 | 13 | 14 | 15 | | | | | | | | | | | | | | | | | | | | | | | | | | | | | | | | | | | | | | | | | | | | | | | | | | | | | | | | | | | | | | | | | | | | | | | | | | | | | | | | | | | | | | | | | | | | | | | | | | | | | | | | | |
| 16 | 17 | 18 | 19 | 20 | 21 | 22 | | | | | | | | | | | | | | | | | | | | | | | | | | | | | | | | | | | | | | | | | | | | | | | | | | | | | | | | | | | | | | | | | | | | | | | | | | | | | | | | | | | | | | | | | | | | | | | | | | | | | | | | | |
| 23 | 24 | 25 | 26 | ROSH HASHANAH 27 | 28 | 29 | | | | | | | | | | | | | | | | | | | | | | | | | | | | | | | | | | | | | | | | | | | | | | | | | | | | | | | | | | | | | | | | | | | | | | | | | | | | | | | | | | | | | | | | | | | | | | | | | | | | | | | | | |
| 30 | | | | | | | | | | | | | | | | | | | | | | | | | | | | | | | | | | | | | | | | | | | | | | | | | | | | | | | | | | | | | | | | | | | | | | | | | | | | | | | | | | | | | | | | | | | | | | | | | | | | | | | | | | | | | | | |

COLLEGE OF ARTS AND SCIENCES

| Sched. Line No. | DEPARTMENT | COURSE | SECTION | CREDITS | TIME | | | LOCATION | TITLE AND REMARKS | INSTRUCTOR |
|---|------------|--------|---------|---------|---------|-------------|---------|---|---------------------------|------------|
| | | | | | Day | Hour | | | | |
| >>>> | BIDL | 110 | AP LB | | T | 1230-220 | JHN 437 | CR/NC ONLY ENTRY CARDS ONA | RUSSELL.M. | |
| 1476 | BIDL | 110 | AQ LB | | T | 230-420 | JHN 437 | 375 SCHMITZ FOR EOP STUDENTS ONLY ENTRY CARDS ONA | RUSSELL.M. | |
| >>>> | BIDL | 113 | A | 1-3 | ARR | - | - | BIOLOGY TUTORIAL CR/NC ONLY ENTRY CARDS BID 318 | | |
| * A WAITING LIST FOR 20 ENTRY CARDS FOR AUT. QTR IS MAINTAINED IN BID 318 | | | | | | | | | | |
| >>>> | BIDL | 210 | A | 5 | MTW | F 1130-1220 | KNE 220 | INTRODUCTRY BIOLOGY ENTRY CARDS BID 318E | CATTOLO,CR. | |
| >>>> | BIDL | 210 | AM LB | | T | 800-1100 | BID 143 | ENTRY CARDS BID 318E | | |
| >>>> | BIDL | 210 | AD LB | | TH | 830-1120 | BID 143 | ENTRY CARDS BID 318E | | |
| >>>> | BIDL | 210 | AP LB | | TH | 830-1120 | BID 147 | ENTRY CARDS BID 318E | | |
| >>>> | BIDL | 210 | AQ LB | | T | 130-420 | BID 143 | ENTRY CARDS BID 318E | | |
| >>>> | BIDL | 210 | AR LB | | T | 130-420 | BID 147 | ENTRY CARDS BID 318E | | |
| >>>> | BIDL | 210 | AS LB | | M | 130-420 | BID 143 | ENTRY CARDS BID 318E | | |
| >>>> | BIDL | 210 | AT LB | | M | 130-420 | BID 147 | ENTRY CARDS BID 318E | | |
| >>>> | BIDL | 210 | AU LB | | TH | 130-420 | BID 143 | ENTRY CARDS BID 318E | | |
| >>>> | BIDL | 210 | AV LB | | TH | 130-420 | BID 147 | ENTRY CARDS BID 318E | | |
| 1488 | BIDL | 212 | A | 5 | M W T F | 1230-120 | KNE 110 | INTRODUCTRY BIOLOGY | HILLE, M. FARNER | |
| 1489 | BIDL | 212 | AD LB | | T | 830-1120 | BID 144 | | | |
| 1490 | BIDL | 212 | AP LB | | TH | 830-1120 | BID 144 | | | |
| 1491 | BIDL | 212 | AQ LB | | T | 130-420 | BID 144 | | | |
| 1492 | BIDL | 212 | AR LB | | M | 200-450 | BID 144 | | | |
| 1493 | BIDL | 212 | AS LB | | M | 200-450 | BID 144 | | | |
| 1494 | BIDL | 212 | AT LB | | T | 630-920 PM | BID 144 | | | |
| 1495 | BIDL | 212 | AV LB | | M | 630-920 PM | BID 144 | | | |
| 1496 | BIDL | 401 | A | 3 | M M F | 1030-1120 | BID 132 | CELL BIOLOGY | WHITELEY, A. | |
| 1497 | BIDL | 454 | A | 3 | T TH | 930-1120 | BID 324 | EVOLUTIONARY MECH | SLATKIN, M. | |
| 1498 | BIDL | 473 | A | 3 | M M F | 130-220 | BID 132 | LIMNOLOGY | EDMONSON, W. | |
| >>>> | BIDL | 475 | 2N | 2 | M M | 230-520 | BID 344 | LIMNOLOGY LAB ENTRY CARDS KIN 404 | EDMONSON, W. | |
| >>>> | BIDL | 499 | A | 1-5 | ARR | - | - | INDEP STUDY BIDL ENTRY CARDS BID 318E | PITERNICK, L. | |
| >>>> | BIDL | 499 | B | 1-5 | ARR | - | - | ENTRY CARDS BID 318E | | |
| >>>> | BIDL | 501 | A | 1 | TH | 1230-220 | BID 312 | BIDL OF DROSOPHILA CR/NC ONLY ENTRY CARDS KIN 262 | LAIRD, C. | |
| BOTANY | | | | | | | | | | |
| 1522 | BDT | 110 | A | 5 | M M F | 1230-120 | BID 132 | PLANTS IN HUMAN ENV | MALPERIN, W. | |
| 1523 | BDT | 110 | AA QZ | | T | 1230-120 | BID 132 | | | |
| 1524 | BDT | 110 | AM LB | | F | 830-1020 | BID 244 | | | |
| 1525 | BDT | 110 | AN LB | | F | 830-1020 | BID 246 | | | |
| 1526 | BDT | 110 | AO LB | | M F | 1030-1220 | BID 244 | | | |
| 1527 | BDT | 110 | AP LB | | M F | 1030-1220 | BID 246 | | | |
| 1528 | BDT | 110 | AQ LB | | F | 1030-1220 | BID 246 | | | |
| 1529 | BDT | 110 | AR LB | | F | 1030-1220 | BID 244 | | | |
| 1530 | BDT | 110 | AS LB | | F | 1030-1220 | BID 244 | | | |
| 1531 | BDT | 110 | AT LB | | F | 1030-1220 | BID 244 | | | |
| 1532 | BDT | 320 | A | 5 | M M F | 930-1020 | BID 316 | PLANT KINGDOM | HASKINS, E. NEEUSE, D. | |
| 1533 | BDT | 320 | AM LB | | T TH | 1230-220 | BID 246 | | | |
| 1534 | BDT | 320 | AD LB | | T TH | 230-420 | BID 246 | | | |
| 1535 | BDT | 354 | A | 5 | M M F | 130-220 | BID 316 | INTRO PLANT ECOLOGY PLUS 2 WKEND FLOTRIPS | BLISS, L. BLISS, L. | |
| 1536 | BDT | 354 | AM LB | | T | 830-1120 | BID 346 | | | |
| 1537 | BDT | 354 | AD LB | | M | 230-520 | BID 346 | | | |
| 1538 | BDT | 380 | A | 3 | M M F | 1030-1120 | JHN 353 | ECONOMIC BOTANY | TSUKADA, H. | |
| 1539 | BDT | 435 | A | 5 | T TH | 930-1020 | BID 316 | BIOLOGY OF GRASSES | DENTON, M. | |
| 1540 | BDT | 435 | AM LB | | T TH | 1230-320 | BID 346 | | | |
| 1541 | BDT | 441 | A | 5 | M M F | 1130-1220 | BID 316 | COMP MORPH VASC PLT | DIMICHELE, W. | |
| 1542 | BDT | 441 | AM LB | | M M | 1230-220 | BID 244 | | | |
| 1543 | BDT | 441 | AD LB | | M M | 230-420 | BID 244 | | | |
| * SEE FRIDAY HARBOR LABS FOR BDT 445, 600, 700, 800 | | | | | | | | | | |

| Sched. Line No. | DEPARTMENT | COURSE | SECTION | CREDITS | TIME | | | LOCATION | TITLE AND REMARKS | INSTRUCTOR |
|-----------------|------------|--------|---------|---------|-------|------------|-----------|-------------------|-------------------|------------|
| | | | | | Day | Hour | | | | |
| 1601 | CHEM | 140 | BB QZ | | T | 930-1020 | RDB 211 | | | |
| 1602 | CHEM | 140 | BC QZ | | T | 930-1020 | JHN 223 | | | |
| 1603 | CHEM | 140 | BD QZ | | T | 930-1020 | BAG 116 | | | |
| 1604 | CHEM | 140 | BE QZ | | T | 930-1020 | BAG 108 | | | |
| 1605 | CHEM | 140 | BF QZ | | T | 1130-1220 | JHN 214 | | | |
| 1606 | CHEM | 140 | BG QZ | | T | 1130-1220 | BAG 110 | | | |
| 1607 | CHEM | 140 | BH QZ | | T | 1130-1220 | BAG 100 | | | |
| 1608 | CHEM | 140 | BI QZ | | T | 1130-1220 | BAG 106 | | | |
| 1609 | CHEM | 140 | DJ QZ | | T | 230-320 | PHY 154 | | | |
| 1610 | CHEM | 140 | DK QZ | | T | 230-320 | PHY 154 | | | |
| 1611 | CHEM | 140 | DL QZ | | T | 230-320 | JHA 111 | | | |
| 1612 | CHEM | 140 | DN QZ | | T | 230-320 | ARC 103A | | | |
| 1613 | CHEM | 140 | C | 4 | M M F | 130-220 | BAG 131 | | | |
| 1614 | CHEM | 140 | CA CD | | TH | 130-220 | BAG 131 | OPTIONAL TUTORIAL | | |
| 1615 | CHEM | 140 | CB QZ | | T | 1030-1120 | AND 010 | | | |
| 1616 | CHEM | 140 | CC QZ | | T | 1030-1120 | GLD 436 | | | |
| 1617 | CHEM | 140 | CD QZ | | T | 1030-1120 | GLD 440 | | | |
| 1618 | CHEM | 140 | CE QZ | | T | 1030-1120 | BAG 118 | | | |
| 1619 | CHEM | 140 | CF QZ | | T | 1230-120 | ARC 101 | | | |
| 1620 | CHEM | 140 | CG QZ | | T | 1230-120 | BAG 118 | | | |
| 1621 | CHEM | 140 | CH QZ | | T | 1230-120 | BAG 116 | | | |
| 1622 | CHEM | 140 | CI QZ | | T | 1230-120 | BAG 108 | | | |
| 1623 | CHEM | 140 | CJ QZ | | T | 130-220 | ARC 103A | | | |
| 1624 | CHEM | 140 | CK QZ | | T | 130-220 | ARC 101 | | | |
| 1625 | CHEM | 140 | CL QZ | | T | 130-220 | BAG 118 | | | |
| 1626 | CHEM | 140 | CM QZ | | T | 130-220 | BAG 116 | | | |
| 1627 | CHEM | 140 | DN QZ | 4 | M M F | 230-320 | BAG 131 | | | |
| 1628 | CHEM | 140 | DA CD | | TH | 230-320 | BAG 131 | OPTIONAL TUTORIAL | SLUTSKY, L. | |
| 1629 | CHEM | 140 | DB QZ | | T | 930-1020 | BAG 106 | | | |
| 1630 | CHEM | 140 | DC QZ | | T | 1230-120 | BAG 106 | | | |
| 1631 | CHEM | 140 | DD QZ | | T | 130-220 | BAG 138 | | | |
| 1632 | CHEM | 140 | DE QZ | | T | 130-220 | BAG 106 | | | |
| 1633 | CHEM | 140 | DF QZ | | T | 230-320 | ARC 101 | | | |
| 1634 | CHEM | 140 | DG QZ | | T | 230-320 | BAG 118 | | | |
| 1635 | CHEM | 140 | DH QZ | | T | 230-320 | BAG 108 | | | |
| 1636 | CHEM | 140 | DI QZ | | T | 230-320 | BAG 106 | | | |
| 1637 | CHEM | 140 | DJ QZ | | T | 330-420 | BAG 118 | | | |
| 1638 | CHEM | 140 | DK QZ | | T | 330-420 | BAG 116 | | | |
| 1639 | CHEM | 140 | DL QZ | | T | 330-420 | BAG 108 | | | |
| 1640 | CHEM | 140 | DM QZ | | T | 330-420 | BAG 106 | | | |
| 1641 | CHEM | 140 | U | 4 | M M | 700-920 PM | BAG 260 | | | |
| 1642 | CHEM | 145 | A | 4 | M M F | 830-920 | BAG 154 | GENERAL CHEMISTRY | EICHINGER, D. | |
| 1643 | CHEM | 145 | AA CD | | TH | 830-920 | BAG 154 | OPTIONAL TUTORIAL | EICHINGER, D. | |
| 1644 | CHEM | 145 | AB QZ | | T | 830-920 | ARC 101 | | | |
| 1645 | CHEM | 145 | AC QZ | | T | 1030-1120 | ARC 101 | | | |
| 1646 | CHEM | 145 | B | 4 | M M F | 830-920 | BAG 154 | M/CHEM 145 A | EICHINGER, D. | |
| 1647 | CHEM | 145 | BA CD | | TH | 830-920 | BAG 154 | OPTIONAL TUTORIAL | EICHINGER, D. | |
| 1648 | CHEM | 145 | BB QZ | | H | T | 830-920 | BAG 108 | | |
| 1649 | CHEM | 145 | BC QZ | | H | T | 830-920 | BAG 106 | | |
| 1650 | CHEM | 145 | BD QZ | | H | T | 1030-1120 | BAG 116 | | |
| 1651 | CHEM | 150 | A | 4 | M M F | 1030-1120 | BAG 131 | GENERAL CHEMISTRY | ECCERS, D. | |
| 1652 | CHEM | 150 | AA CD | | T | 1030-1120 | BAG 131 | OPTIONAL TUTORIAL | ECCERS, D. | |
| 1653 | CHEM | 150 | AB QZ | | TH | 1030-1120 | AND 068 | | | |
| 1654 | CHEM | 150 | AC QZ | | TH | 1030-1120 | AND 010 | | | |
| 1655 | CHEM | 150 | AD QZ | | TH | 1030-1120 | GLD 436 | | | |
| 1656 | CHEM | 150 | AE QZ | | TH | 1030-1120 | RDB 203A | | | |
| 1657 | CHEM | 150 | AF QZ | | TH | 1230-120 | JHA 110 | | | |
| 1658 | CHEM | 150 | AG QZ | | TH | 1230-120 | PHY 154 | | | |
| 1659 | CHEM | 150 | AH QZ | | TH | 1230-120 | PHY 150 | | | |
| 1660 | CHEM | 150 | AI QZ | | TH | 1230-120 | JHA 111 | | | |
| 1661 | CHEM | 150 | AJ QZ | | TH | 130-220 | BAG 118 | | | |
| 1662 | CHEM | 150 | AK QZ | | TH | 130-220 | BAG 116 | | | |
| 1663 | CHEM | 150 | AL QZ | | TH | 130-220 | BAG 108 | | | |
| 1664 | CHEM | 150 | AM QZ | | TH | 130-220 | BAG 106 | | | |
| 1665 | CHEM | 151 | A | 2 | T | 830-920 | KNE 120 | GENERAL CHEM LAB | HACKLIN, J. | |
| 1666 | CHEM | 151 | AN LB | | TH | 830-1120 | BAG 290 | | | |
| 1667 | CHEM | 151 | AO LB | | TH | 830-1120 | BAG 290 | | | |
| 1668 | CHEM | 151 | AP LB | | TH | 830-1120 | BAG 290 | | | |
| 1669 | CHEM | 151 | AQ LB | | T | 930-1220 | BAG 290 | | | |
| 1670 | CHEM | 151 | AR LB | | T | 930-1220 | BAG 290 | | | |
| 1671 | CHEM | 151 | AS LB | | T | 930-1220 | BAG 290 | | | |
| 1672 | CHEM | 160 | A | 4 | M M F | 1230-120 | KNE 220 | GENERAL CHEMISTRY | MC ALISTER, D. | |
| 1673 | CHEM | 160 | AA CD | | TH | 1230-120 | KNE 220 | OPTIONAL TUTORIAL | MC ALISTER, D. | |
| 1674 | CHEM | 160 | AD QZ | | TH | 930-1020 | BNS 115 | | | |
| 1675 | CHEM | 160 | AE QZ | | TH | 930-1020 | JHN 223 | | | |
| 1676 | CHEM | 160 | AF QZ | | TH | 1130-1220 | JHN 223 | | | |
| 1677 | CHEM | 160 | AG QZ | | TH | 1130-1220 | JHN 214 | | | |
| 1678 | CHEM | 160 | | | | | | | | |

| | | | | | | | | | |
|------|-----|-----|-------|------|-------|-----------|---------|--|--|
| 1544 | BOT | 493 | A | 4 | M W F | 1230-120 | BIO 316 | PALEOECOLOGY | LEOPOLD-E. BRUBAKER,L. TSUKADA,H. LEOPOLD-E. BRUBAKER-E. TSUKADA,H. |
| 1545 | BOT | 493 | AN LB | | F | 130-320 | JRN 414 | | |
| >>>> | BOT | 498 | A | 1-15 | ARR | - | | SPEC PRBS IN BOTANY ENTRY CARDS BIO 430 | |
| >>>> | BOT | 501 | A | 1-5 | ARR | - | | TUTORIAL ENTRY CARDS BIO 430 | |
| 1549 | BOT | 502 | A | 3 | ARR | - | | T A ORIENTATION CR/MC ONLY | MAALAND,J.R. |
| 1550 | BOT | 520 | A | 1 | M | 330-420 | GUC 409 | SEMINAR CR/MC ONLY | |
| 1551 | BOT | 522 | A | 2 | ARR | - | | SEMINAR MORPH & TAX | DINICHELE,D. |
| 1552 | BOT | 572 | A | 3 | M W F | 830-920 | JHW 353 | WATER RELATIONS | WALKER,R. |
| 1553 | BOT | 579 | A | 3 | M W F | 1030-1120 | BIO 316 | ENVIRON & GROWTH | CLELAND,R. |
| >>>> | BOT | 600 | A | VAR | ARR | - | | INDEPMONT STOT/RSCH CR/MC ONLY | |
| >>>> | BOT | 700 | A | VAR | ARR | - | | MASTERS THESIS CR/MC ONLY | |
| >>>> | BOT | 800 | A | VAR | ARR | - | | DOCTORAL DISSERTATN CR/MC ONLY | |

CHEMISTRY

• • • CHEM LAB COURSES CHANGE OF REGISTRATN PROCEDURE
 • • AFTER THE BEGINNING OF THE QUARTER STUDENTS MUST HAVE CHANGE CARDS FOR ANY CHEMISTRY LABORATORY COURSE STAMPED BY THE DEPT OF CHEM, BAG 271 BEFORE REPORTING TO SECTIONS

| | | | | | | | | | |
|------|------|-----|-------|---|-------|-----------|----------|-------------------|-------------|
| 1551 | CHEM | 101 | A | 5 | MTWTF | 1230-120 | BAG 131 | GENERAL CHEMISTRY | MEYER,C.B. |
| 1552 | CHEM | 101 | AN LB | | F | 1230-220 | BAG 236 | | |
| 1553 | CHEM | 101 | AD LB | | F | 1230-220 | BAG 236 | | |
| 1560 | CHEM | 101 | AP LB | | F | 1230-220 | BAG 236 | | |
| 1561 | CHEM | 101 | AD LB | | F | 1230-220 | BAG 236 | | |
| 1562 | CHEM | 101 | AR LB | | T | 130-320 | BAG 236 | | |
| 1563 | CHEM | 101 | AS LB | | T | 130-320 | BAG 236 | | |
| 1564 | CHEM | 101 | AT LB | | W | 130-320 | BAG 236 | | |
| 1565 | CHEM | 101 | AU LB | | W | 130-320 | BAG 236 | | |
| 1566 | CHEM | 101 | AV LB | | TH | 130-320 | BAG 236 | | |
| 1567 | CHEM | 101 | AW LB | | TH | 130-320 | BAG 236 | | |
| 1568 | CHEM | 101 | AX LB | | F | 230-420 | BAG 236 | | |
| 1569 | CHEM | 101 | AY LB | | F | 230-420 | BAG 236 | | |
| 1570 | CHEM | 102 | A | 5 | MTW F | 130-220 | BAG 154 | GEN & ORGAN CHEM | |
| 1571 | CHEM | 102 | AA QZ | | TH | 830-920 | BAG 106 | | |
| 1572 | CHEM | 102 | AB QZ | | TH | 1230-120 | BAG 108 | | |
| 1573 | CHEM | 102 | AC QZ | | TH | 130-220 | JHA 111 | | |
| 1574 | CHEM | 102 | AD QZ | | TH | 130-220 | ARC 103A | | |
| 1575 | CHEM | 105 | A | 3 | M W F | 930-1020 | KNE 220 | INTRO TO GEN CHEM | FAIRHALL,A. |
| 1576 | CHEM | 105 | AA CO | | TH | 930-1020 | KNE 220 | OPTIONAL TUTORIAL | FAIRHALL,A. |
| 1577 | CHEM | 105 | B | 3 | M W F | 230-320 | KNE 220 | OPTIONAL TUTORIAL | |
| 1578 | CHEM | 105 | BA CO | | TH | 230-320 | KNE 220 | OPTIONAL TUTORIAL | |
| 1579 | CHEM | 140 | A | 4 | M W F | 830-920 | KNE 120 | GENERAL CHEMISTRY | GREGORY,N. |
| 1580 | CHEM | 140 | AA CO | | TH | 830-920 | KNE 120 | OPTIONAL TUTORIAL | GREGORY,N. |
| 1581 | CHEM | 140 | AB QZ | | T | 830-920 | PHY 152 | | |
| 1582 | CHEM | 140 | AC QZ | | T | 830-920 | ARC 102 | | |
| 1583 | CHEM | 140 | AD QZ | | T | 830-920 | PHY 154 | | |
| 1584 | CHEM | 140 | AE QZ | | T | 830-920 | JHA 111 | | |
| 1585 | CHEM | 140 | AF QZ | | T | 830-920 | ARC 103A | | |
| 1586 | CHEM | 140 | AG QZ | | T | 830-920 | BAG 118 | | |
| 1587 | CHEM | 140 | AH QZ | | T | 830-920 | JHM 214 | | |
| 1588 | CHEM | 140 | AI QZ | | T | 830-920 | BAG 154 | | |
| 1589 | CHEM | 140 | AJ QZ | | T | 930-1020 | AND 010 | | |
| 1590 | CHEM | 140 | AK QZ | | T | 1030-1120 | BIO 316 | | |
| 1591 | CHEM | 140 | AL QZ | | T | 1030-1120 | CHU 232 | | |
| 1592 | CHEM | 140 | AM QZ | | T | 1130-1220 | CNU 326 | | |
| 1593 | CHEM | 140 | AN QZ | | T | 1130-1220 | MED 245 | | |
| 1594 | CHEM | 140 | AO QZ | | T | 1130-1220 | MED 237 | | |
| 1595 | CHEM | 140 | AP QZ | | T | 1130-1220 | JHM 223 | | |
| 1596 | CHEM | 140 | AQ QZ | | T | 130-220 | ARC 102 | | |
| 1597 | CHEM | 140 | AR QZ | | T | 130-220 | PHY 152 | | |
| 1598 | CHEM | 140 | AS QZ | | T | 130-220 | JHA 111 | | |
| 1599 | CHEM | 140 | B | 4 | M W F | 1130-1220 | BAG 131 | OPTIONAL TUTORIAL | RABINDVITCH |
| 1600 | CHEM | 140 | BA CO | | TH | 1130-1220 | BAG 131 | OPTIONAL TUTORIAL | RABINDVITCH |

| | | | | | | | | | |
|------|------|-----|-------|-----|--------|------------|----------|---|---------------|
| >>>> | CHEM | 198 | A | 1 | M W F | 1230-220 | | TUTORIAL STUDY CR/MC ONLY | |
| >>>> | CHEM | 199 | A | 1 | ARR | - | | SPECIAL PROBLEMS CR/MC ONLY | WOODMAN,D. |
| >>>> | CHEM | 199 | B | 1 | NO ARR | - | | ENTRY CARDS BAG 109E CR/MC ONLY | WOODMAN,D. |
| 1684 | CHEM | 231 | A | 4 | M W R | 930-1020 | BAG 131 | ORGANIC CHEMISTRY | BORDEN,M. |
| 1685 | CHEM | 231 | AA QZ | | TH | 930-1020 | ARC 103A | | |
| 1686 | CHEM | 231 | AB QZ | | TH | 930-1020 | BAG 116 | | |
| 1687 | CHEM | 231 | AC QZ | | TH | 930-1020 | BAG 100 | | |
| 1688 | CHEM | 231 | AD QZ | | TH | 930-1020 | BAG 106 | | |
| 1689 | CHEM | 231 | AE QZ | | TH | 1130-1220 | BAG 108 | | |
| 1690 | CHEM | 231 | AF QZ | | TH | 1130-1220 | BAG 118 | | |
| 1691 | CHEM | 231 | AG QZ | | TH | 1130-1220 | BAG 106 | | |
| 1692 | CHEM | 231 | AH QZ | | TH | 330-420 | BAG 118 | | |
| 1693 | CHEM | 231 | AI QZ | | TH | 330-420 | BAG 116 | | |
| 1694 | CHEM | 231 | AJ QZ | | TH | 330-420 | BAG 108 | | |
| 1695 | CHEM | 231 | AK QZ | | TH | 330-420 | BAG 106 | | |
| 1696 | CHEM | 231 | B | 4 | M W F | 1030-1120 | BAG 154 | | SCHUBERT,W. |
| 1697 | CHEM | 231 | BA QZ | | TH | 1030-1120 | OMS 203 | | |
| 1698 | CHEM | 231 | BB QZ | | TH | 1030-1120 | BAG 118 | | |
| 1699 | CHEM | 231 | BC QZ | | TH | 1230-120 | BAG 106 | | |
| 1700 | CHEM | 231 | BD QZ | | TH | 230-320 | BAG 106 | | |
| 1701 | CHEM | 231 | U | 4 | M W | 700-900 PM | BAG 154 | | |
| 1702 | CHEM | 232 | A | 3 | M W F | 130-220 | BAG 261 | ORGANIC CHEMISTRY | |
| 1703 | CHEM | 235 | A | 3 | M W F | 1230-120 | BAG 154 | ORGANIC CHEMISTRY | HOPKINS,P. |
| 1704 | CHEM | 236 | A | 3 | M W F | 230-320 | BAG 154 | ORGANIC CHEMISTRY | POCKER,Y. |
| 1705 | CHEM | 241 | A | 3 | T | 730-820 | BAG 131 | ORGANIC CHEM LAB 7:30 LECTURE DATES WILL BE ANNOUNCED IN CLASS | |
| 1706 | CHEM | 241 | AN LB | | T TH | 830-920 | BAG 260 | | |
| 1707 | CHEM | 241 | AD LB | | T TH | 930-1120 | BAG 291 | | |
| 1708 | CHEM | 241 | AP LB | | T TH | 830-920 | BAG 260 | | |
| 1709 | CHEM | 241 | AO LB | | T TH | 930-1120 | BAG 291 | | |
| 1710 | CHEM | 241 | AR LB | | T TH | 1130-1220 | BAG 260 | | |
| 1711 | CHEM | 241 | AS LB | | T TH | 1230-220 | BAG 291 | | |
| 1712 | CHEM | 241 | AT LB | | T TH | 1230-220 | BAG 291 | | |
| 1713 | CHEM | 242 | A | 3 | TH | 730-820 | BAG 154 | ORGANIC CHEM LAB 7:30 LECTURE DATES WILL BE ANNOUNCED IN CLASS | |
| 1714 | CHEM | 242 | AN LB | | T TH | 830-920 | BAG 116 | | |
| 1715 | CHEM | 242 | AD LB | | T TH | 930-1120 | BAG 233 | | |
| 1716 | CHEM | 242 | AP LB | | T TH | 1130-1220 | BAG 116 | | |
| 1717 | CHEM | 242 | AS LB | | T TH | 1230-220 | BAG 233 | | |
| 1718 | CHEM | 242 | AT LB | | T TH | 230-320 | BAG 116 | | |
| 1719 | CHEM | 242 | AV LB | | T TH | 330-420 | BAG 233 | | |
| 1720 | CHEM | 321 | A | 5 | M W | 1130-1220 | BAG 154 | QUANTITATIVE ANAL OPTIONAL TUTORIAL | CRITTENDEN,A. |
| 1721 | CHEM | 321 | AA CO | | F | 1130-1220 | BAG 154 | SPECIAL SESSION MEETING DATES WILL BE ANNOUNCED IN CLASS | CRITTENDEN,A. |
| 1722 | CHEM | 321 | AM LB | | T TH | 800-1220 | BAG 191 | | |
| 1723 | CHEM | 321 | AP LB | | M W | 1230-300 | BAG 191 | | |
| 1724 | CHEM | 335 | A | 4 | HTW F | 1030-1120 | BAG 260 | H-ORGANIC CHEMISTRY | ANDERSON,A. |
| 1725 | CHEM | 416 | A | 3 | M W F | 1130-1220 | BAG 260 | TRANSITION REAJS | ROSE,W. |
| 1726 | CHEM | 427 | A | 3 | M W F | 130-220 | BAG 106 | ADV QUANTITVE THRY | CHRISTIAN,G. |
| 1727 | CHEM | 455 | A | 3 | M W F | 930-1020 | BAG 154 | PHYSICAL CHEMISTRY | SCHURR,J.M. |
| 1728 | CHEM | 456 | A | 3 | M W F | 930-1020 | BAG 260 | H-PHYSCL CHEMISTRY | HALSEY,G. |
| 1729 | CHEM | 457 | A | 3 | M W F | 930-1020 | BAG 261 | PHYSICAL CHEMISTRY | ENGEL,T. |
| 1730 | CHEM | 460 | A | 3 | M W F | 830-920 | BAG 261 | SPECT MOLEC IDENT M/CHEM 502 A | ANDERSON,M. |
| 1731 | CHEM | 461 | 2N | 2-3 | T TH | 930-120 | BAG 152 | PHYS CHEM LAB SENIOR PRIORITY | ROBINSON,D. |
| 1732 | CHEM | 461 | 2D | 2-3 | M W | 130-520 | BAG 152 | CHEM MAJORS PRIORITY SENIOR PRIORITY CHEM MAJOR-PRIORITY | ROBINSON,D. |

W = WRITING COURSE MEETING A & B REQUIREMENT H = HONORS * = PERMISSION SIGNATURE % = NEW COURSE (SEE FRONT OF TIME SCHEDULE)
 >>> ENROLLMENT IN THIS SECTION IS LIMITED AND STUDENTS MUST OBTAIN ENTRY CARDS. THE SCHEDULE LINE NUMBER IS PRINTED ON THE ENTRY CARD AND MUST BE MARKED ON THE O-SCAN REGISTRATION FORM. BOTH THE O-SCAN FORM AND CARD MUST BE TURNED IN TO REGISTER.

W = WRITING COURSE MEETING A & B REQUIREMENT H = HONORS * = PERMISSION SIGNATURE % = NEW COURSE (SEE FRONT OF TIME SCHEDULE)
 >>> ENROLLMENT IN THIS SECTION IS LIMITED AND STUDENTS MUST OBTAIN ENTRY CARDS. THE SCHEDULE LINE NUMBER IS PRINTED ON THE ENTRY CARD AND MUST BE MARKED ON THE O-SCAN REGISTRATION FORM. BOTH THE O-SCAN FORM AND CARD MUST BE TURNED IN TO REGISTER.

27

COLLEGE OF ARTS AND SCIENCES

| Sched. Line No. | DEPARTMENT | COURSE | TERM | SECTION | CREDITS | TIME | | LOCATION | TITLE AND REMARKS | INSTRUCTOR |
|---|------------|--------|-------|---------|---------|--------|-----------|----------|--|-------------|
| | | | | | | Day | Hour | | | |
| 1730 | CHEM | 461 | ZP | 2-3 | | M M | 130-520 | BAG 192 | SENIOR PRIORITY CHEM MAJOR PRIORITY | ROBINSON,B. |
| 1731 | CHEM | 461 | ZQ | 2-3 | | T TH | 130-520 | BAG 192 | SENIOR PRIORITY CHEM MAJOR PRIORITY | ROBINSON,B. |
| 1732 | CHEM | 461 | ZR | 2-3 | | T TH | 130-520 | BAG 192 | SENIOR PRIORITY CHEM MAJOR PRIORITY | ROBINSON,B. |
| 1733 | CHEM | 462 | ZN | 2-3 | | T TH | 1230-420 | BAG 293 | SYNTHETIC TECH SENIOR PRIORITY CHEM MAJOR PRIORITY | |
| 1734 | CHEM | 463 | ZN | 2 | | T TH | 930-1220 | BAG 083 | SPECT TECH SENIOR PRIORITY CHEM MAJOR PRIORITY | |
| 1735 | CHEM | 463 | ZD | 2 | | T TH | 130-420 | BAG 083 | SENIOR PRIORITY CHEM MAJOR PRIORITY | |
| 1736 | CHEM | 490 | A | 1 | | T | 1230-220 | BAG 260 | TOPICS APPLIED CHEM CR/NC ONLY | KOWALSKI,B. |
| >>>> | CHEM | 492 | A | 1 | | ARR | - | | CHEM TEACH EXP CR/NC ONLY | EGGERS,D.F. |
| >>>> | CHEM | 498 | B | 1 | | HD ARR | - | | ENTRY CARDS BAG 120 CR/NC ONLY | EGGERS,D.F. |
| >>>> | CHEM | 499 | A | VAR | | HD ARR | - | | UNDERGRAD RESEARCH CR/NC ONLY | WOODMAN,D. |
| >>>> | CHEM | 499 | B | VAR | | BD ARR | - | | ENTRY CARDS BAG 109E CR/NC ONLY | WOODMAN,D. |
| 1741 | CHEM | 502 | A | 4 | | MTW F | 830-920 | BAG 261 | SPEC STRUCT ELUCID M/CHEM 460 A | |
| 1742 | CHEM | 502 | AA CO | | | TH | 830-920 | BAG 261 | SPL SESSION LECTURE DATES WILL BE ANNOUNCED IN CLASS | |
| 1743 | CHEM | 530 | A | 3 | | M M F | 1030-1120 | BAG 118 | ADV ORGANIC CHEM | RAUCHER,S. |
| 1744 | CHEM | 550 | A | 3 | | M M F | 1250-1220 | BAG 106 | INTRD QUANTUM CHEM | VANDEBDSCH |
| 1745 | CHEM | 560 | A | 3 | | M M F | 130-220 | BAG 118 | CUR PROB PHYS CHEM | |
| >>>> | CHEM | 581 | A | 3 | | ARR | - | | TOPICS INORGANIC CHEM ENTRY CARDS BAG 109D | |
| >>>> | CHEM | 582 | A | 3 | | ARR | - | | TOPICS ANALYT CHEM ENTRY CARDS BAG 109D | |
| >>>> | CHEM | 583 | A | 3 | | ARR | - | | TOPICS ORGANIC CHEM ENTRY CARDS BAG 109D | |
| >>>> | CHEM | 585 | A | 3 | | ARR | - | | TOPICS PHYSICAL CHEM ENTRY CARDS BAG 109D | |
| 1750 | CHEM | 590 | A | 1 | | ARR | - | | SHNR GENERAL CHEM CR/NC ONLY | |
| 1751 | CHEM | 591 | A | 1 | | T | 330-520 | BAG 260 | SHNR INORGANIC CHEM CR/NC ONLY | |
| 1752 | CHEM | 592 | A | 1 | | M | 330-520 | BAG 261 | SHNR ANALYTICAL CHEM CR/NC ONLY | |
| 1753 | CHEM | 593 | A | 1 | | F | 330-520 | BAG 261 | SHNR ORGANIC CHEM CR/NC ONLY | |
| 1754 | CHEM | 594 | A | 1 | | T | 400-520 | BAG 261 | SEM X-RAY CRYST CR/NC ONLY | |
| 1755 | CHEM | 595 | A | 1 | | M | 330-520 | BAG 261 | SHNR PHYSICAL CHEM CR/NC ONLY | |
| >>>> | CHEM | 600 | A | VAR | | ARR | - | | INDEPENDNT STDY/RSCH ENTRY CARDS BAG 109D | |
| >>>> | CHEM | 700 | A | VAR | | ARR | - | | MASTERS THESIS ENTRY CARDS BAG 109D | |
| >>>> | CHEM | 800 | A | VAR | | ARR | - | | DOCTORAL DISSERTATION ENTRY CARDS BAG 109D | |
| CHICANO STUDIES * CHSTU 110 WILL COUNT TOWARD THE ETHNIC DANCE REQUIREMENT FOR DANCE MAJORS | | | | | | | | | | |
| 1503 | CHSTU | 102 | A | 5 | | MTWTF | 1230-120 | DEN 309 | INTRO CHICANO STDY | GAMDA,E. |

| Sched. Line No. | DEPARTMENT | COURSE | TERM | SECTION | CREDITS | TIME | | LOCATION | TITLE AND REMARKS | INSTRUCTOR |
|-----------------------|------------|--------|-------|---------|---------|--------|-----------|----------|--|--------------|
| | | | | | | Day | Hour | | | |
| GREEK | | | | | | | | | | |
| 1786 | GRK | 101 | A | 5 | | M M F | 130-220 | DEN 206 | ELEMENTARY GREEK NO AUDITORS | BLIQUEZ |
| 1787 | GRK | 101 | AA Q2 | | | T TH | 130-220 | DEN 206 | NO AUDITORS | |
| 1788 | GRK | 101 | AB Q2 | | | T TH | 130-220 | DEN 302 | NO AUDITORS | |
| 1789 | GRK | 305 | A | 3 | | M M F | 130-220 | DEN 217 | ATTIC PROSE NO AUDITORS | CLAUSS,J.J. |
| 1790 | GRK | 310 | A | 2 | | T TH | 130-220 | DEN 217 | GRAMMAR & COMP NO AUDITORS | HALLERAN |
| 1791 | GRK | 449 | A | 3 | | M M | 230-400 | DEN 206 | GREEK EPIC | RISSHAN |
| >>>> | GRK | 490 | A | VAR | | ARR | - | | SUPERVISED STUDY ENTRY CARDS DEN 218 | |
| >>>> | GRK | 490 | B | VAR | | ARR | - | | ENTRY CARDS DEN 218 | |
| >>>> | GRK | 499 | A | VAR | | ARR | - | | UNDERGRAD RESEARCH ENTRY CARDS DEN 218 | |
| >>>> | GRK | 520 | A | 3 | | T TH | 400-530 | DEN 210 | SEMINAR ENTRY CARDS DEN 218 | MAC KAY,P.A. |
| >>>> | GRK | 580 | A | 3 | | F | 230-430 | DEN 217 | GREEK TRAGEDY ENTRY CARDS DEN 218 | HALLERAN |
| >>>> | GRK | 590 | A | VAR | | ARR | - | | SUPERVISED STUDY ENTRY CARDS DEN 218 | |
| >>>> | GRK | 600 | A | VAR | | ARR | - | | INDEPENDNT STDY/RSCH CR/NC ONLY | |
| LATIN | | | | | | | | | | |
| 1795 | LAT | 101 | A | 5 | | MTWTF | 1130-1220 | DEN 206 | ELEMENTARY LATIN NO AUDITORS | DUNN,M.R. |
| 1800 | LAT | 101 | B | 5 | | MTWTF | 930-1020 | DEN 206 | NO AUDITORS | |
| 1801 | LAT | 305 | A | 3 | | M M F | 1130-1220 | DEN 217 | INTRD LAT LIT NO AUDITORS | HALLERAN,M. |
| 1802 | LAT | 310 | A | 2 | | T TH | 1130-1220 | DEN 217 | GRAMMAR & COMP NO AUDITORS | CLAUSS,J.J. |
| 1803 | LAT | 422 | A | 3 | | M M | 400-530 | DEN 205 | LIVY | CLAUSS,J.J. |
| 1804 | LAT | 457 | A | 3 | | T TH | 230-400 | DEN 213 | ROMAN DRAMA | DUNN,M.R. |
| >>>> | LAT | 490 | A | VAR | | ARR | - | | SUPERVISED STUDY ENTRY CARDS DEN 218 | |
| >>>> | LAT | 490 | B | VAR | | HD ARR | - | | ENTRY CARDS DEN 218 | |
| >>>> | LAT | 499 | A | VAR | | ARR | - | | UNDERGRAD RESEARCH ENTRY CARDS DEN 218 | |
| >>>> | LAT | 580 | A | 3 | | M TH | 1230-120 | DEN 213 | ROMAN RHETORIC ENTRY CARDS DEN 218 | HARMON,D.P. |
| >>>> | LAT | 590 | A | VAR | | ARR | - | | SUPERVISED STUDY ENTRY CARDS DEN 218 | |
| >>>> | LAT | 600 | A | VAR | | ARR | - | | INDEPENDNT STDY/RSCH CR/NC ONLY | |
| COMMUNICATIONS | | | | | | | | | | |
| 1862 | CHU | 201 | A | 5 | | MTWTF | 830-920 | BAG 131 | HST OF CHU & JRLISM | ANES,M. |
| 1863 | CHU | 201 | AA Q2 | | | F | 930-1020 | BLM 414 | | |
| 1864 | CHU | 201 | AB Q2 | | | F | 930-1020 | BLM 311 | | |
| 1865 | CHU | 201 | AC Q2 | | | F | 930-1020 | BLM 413 | | |
| 1866 | CHU | 201 | AD Q2 | | | F | 1030-1120 | BLM 306 | | |
| 1867 | CHU | 201 | AE Q2 | | | F | 1030-1120 | BLM 311 | | |
| 1868 | CHU | 201 | AF Q2 | | | F | 1130-1220 | BLM 414 | | |
| 1869 | CHU | 201 | AG Q2 | | | F | 1130-1220 | BLM 306 | | |

28

| | | | | | | | | |
|------|-----------|---|-----|--------|------------|---------|--|-------------------------|
| 1904 | CHSTU 110 | A | 3 | T TH | 400-520 | DEM 310 | BEGIN HEX FLK DANCE | RADKE, E. |
| 1905 | CHSTU 202 | A | 3 | W M F | 1030-1120 | PAR 225 | INTERM CHICAGO STDY | GAMBDA, E. |
| >>>> | CHSTU 391 | A | 1-6 | ARR | - | 0 | INDEP STUDY ENTRY CARDS PDL 0525 | GAMBDA, E. FLORES, L.L. |
| 1507 | CHSTU 491 | A | 3 | W M F | 430-620 PM | PAR 131 | SPCL TOPICS CH STU LA MUJER | RAMIREZ, N. |
| >>>> | CHSTU 491 | B | 5 | HTWTHF | 1130-1220 | DEM 302 | ENTRY CARDS PDL 0525 SKILLS | GONZALES, T.M. |
| >>>> | CHSTU 491 | C | 5 | HTWTHF | 030-920 | DEM 302 | INSTRUCTIONAL CENTER ENTRY CARDS PDL 0525 ACADEMIC SURVIVAL SKILLS | GONZALES, T.M. |

CLASSICAL ARCHAEOLOGY

| | | | | | | | | |
|------|-----------|---|---|-------|-----------|---------|----------------------------------|---------|
| 1811 | CL AR 350 | A | 3 | W M F | 930-1020 | RAI 121 | PRE-CL ART & ARCH W/ART H 340 A | LANGDON |
| 1812 | CL AR 442 | A | 3 | W M F | 1130-1220 | ART 116 | GRK & ROM PAINTING W/ART H 442 A | LANGDON |

CLASSICS

| | | | | | | | | |
|------|----------|----|-----|--------|------------|---------|---|---------------|
| 1759 | CLAS 101 | A | 2 | T TH | 830-920 | DEM 206 | LAT & GRK CURR USE CR/NC ONLY NO AUDITORS FRESH SOPH ONLY | |
| 1760 | CLAS 101 | D | 2 | T TH | 830-920 | DEM 307 | CR/NC ONLY NO AUDITORS FRESH SOPH ONLY | |
| 1761 | CLAS 101 | C | 2 | T TH | 930-1020 | JHN 111 | CR/NC ONLY NO AUDITORS FRESH SOPH ONLY | |
| 1762 | CLAS 101 | D | 2 | T TH | 930-1020 | DEM 217 | CR/NC ONLY NO AUDITORS FRESH SOPH ONLY | |
| 1763 | CLAS 101 | E | 2 | T TH | 1030-1120 | DEM 217 | CR/NC ONLY NO AUDITORS FRESH SOPH ONLY | |
| 1764 | CLAS 101 | F | 2 | T TH | 1030-1120 | DEM 206 | CR/NC ONLY NO AUDITORS FRESH SOPH ONLY | |
| 1765 | CLAS 101 | G | 2 | T TH | 1030-1120 | JHN 111 | CR/NC ONLY NO AUDITORS FRESH SOPH ONLY | |
| 1766 | CLAS 101 | H | 2 | T TH | 1130-1220 | DEM 309 | CR/NC ONLY NO AUDITORS FRESH SOPH ONLY | |
| 1767 | CLAS 101 | I | 2 | T TH | 1130-1220 | JHN 111 | CR/NC ONLY NO AUDITORS FRESH SOPH ONLY | |
| 1768 | CLAS 101 | U | 2 | W | 630-820 PM | DEM 307 | CR/NC ONLY NO AUDITORS FRESH SOPH ONLY | |
| 1769 | CLAS 101 | V | 2 | TH | 630-820 PM | DEM 307 | CR/NC ONLY NO AUDITORS FRESH SOPH ONLY | |
| 1770 | CLAS 205 | A | 3 | W M F | 930-1020 | JHN 111 | BIOLOGICAL VDCAB CR/NC ONLY NO AUDITORS | |
| 1771 | CLAS 205 | B | 3 | W M F | 1030-1120 | JHN 111 | CR/NC ONLY NO AUDITORS | |
| 1772 | CLAS 205 | C | 3 | W M F | 1030-1120 | DEM 206 | CR/NC ONLY NO AUDITORS | |
| 1773 | CLAS 205 | D | 3 | W M F | 1130-1220 | JHN 111 | CR/NC ONLY NO AUDITORS | |
| 1774 | CLAS 205 | E | 3 | W M F | 130-220 | JHN 111 | CR/NC ONLY NO AUDITORS | |
| 1775 | CLAS 210 | A | 5 | W M F | 1030-1120 | DEM 216 | GRK ROM CLCS IN ENG ALL CLASSIC FACULTY | |
| 1776 | CLAS 210 | AA | QZ | T TH | 1030-1120 | DEM 216 | | |
| 1777 | CLAS 210 | AB | QZ | T TH | 1030-1120 | BLM 309 | | |
| 1778 | CLAS 210 | AC | QZ | T TH | 1030-1120 | DEM 205 | | |
| 1779 | CLAS 320 | A | 3 | W M F | 1130-1230 | DEM 211 | G R PRIV & PUB LIFE | BLIQUEZ, L.J. |
| 1780 | CLAS 424 | A | 5 | HTWTHF | 930-1020 | DEM 307 | EPIC TRADITION W/C LIT 424 A | RISSEMAN |
| 1781 | CLAS 428 | A | 3 | W M F | 1130-1220 | DEM 314 | GRK ROM CHDY IN ENG | PASCAL, P. |
| 1782 | CLAS 430 | A | 3 | W M F | 930-1020 | SAV 239 | GRK & ROM MYTHOLOGY | PASCAL |
| 1783 | CLAS 445 | A | 3 | W M F | 130-220 | DEM 212 | GRK & ROM RELIGION W/RELIC 445 A | LANGDON |
| >>>> | CLAS 700 | A | VAR | ARR | - | 0 | MASTERS THESIS ENTRY CARDS DEN 218 | |
| >>>> | CLAS 800 | A | VAR | ARR | - | 0 | DOCTORAL DISSERTATION ENTRY CARDS DEN 218 | |

W - WRITING COURSE MEETING A & B REQUIREMENT H - HONORS * - PERMISSION SIGNATURE % - NEW COURSE (SEE FRONT OF TIME SCHEDULE)
 >>> ENROLLMENT IN THIS SECTION IS LIMITED, AND STUDENTS MUST OBTAIN ENTRY CARDS. THE SCHEDULE LINE NUMBER IS PRINTED ON THE ENTRY CARD AND MUST BE MARKED ON THE OF-SCAN REGISTRATION FORM BOTH THE OF-SCAN FORM AND CARD MUST BE TURNED IN TO REGISTER.

| | | | | | | | | |
|------|---------|----|-----|-----------------|----------------|-------------------|---|-----------------|
| 1870 | CHU 201 | AH | QZ | F | 1230-120 | BLM 306 | | |
| 1871 | CHU 201 | AI | QZ | F | 1230-120 | BLM 203 | | |
| 1872 | CHU 201 | AJ | QZ | F | 130-220 | BLM 213 | | |
| 1873 | CHU 201 | AK | QZ | F | 130-220 | BLM 201 | | |
| 1874 | CHU 201 | AL | QZ | F | 130-220 | BLM 311 | | |
| 1875 | CHU 202 | AA | QZ | 5 | HTWTH 930-1020 | CUC 224 | PHENOMENA OF CHU | DERVIN, D. |
| 1876 | CHU 202 | AB | QZ | F | 930-1020 | BLM 312 | | |
| 1877 | CHU 202 | AD | QZ | F | 930-1020 | BLM 212 | | |
| 1878 | CHU 202 | AE | QZ | F | 930-1020 | BLM 306 | | |
| 1879 | CHU 202 | AD | QZ | F | 1030-1120 | BLM 206 | | |
| 1880 | CHU 202 | AE | QZ | F | 1030-1120 | BLM 305 | | |
| 1881 | CHU 202 | AF | QZ | F | 1130-1220 | BLM 206 | | |
| 1882 | CHU 202 | AG | QZ | F | 1130-1220 | BLM 305 | | |
| 1883 | CHU 202 | AH | QZ | F | 1230-120 | BLM 206 | | |
| 1884 | CHU 202 | AI | QZ | F | 1230-120 | BLM 206 | | |
| 1885 | CHU 202 | AJ | QZ | F | 130-220 | BLM 306 | | |
| 1886 | CHU 202 | AK | QZ | F | 130-220 | BLM 305 | | |
| 1887 | CHU 202 | AL | QZ | F | 130-220 | BLM 206 | | |
| 1888 | CHU 203 | AA | QZ | 5 | HTWTH 1230-120 | SMI 120 | MASS CHU & SOCIETY | GRIFFARD, C.A. |
| 1889 | CHU 203 | AB | QZ | F | 930-1020 | BLM 305 | | |
| 1890 | CHU 203 | AD | QZ | F | 930-1020 | BLM 207 | | |
| 1891 | CHU 203 | AC | QZ | F | 930-1020 | BLM 307 | | |
| 1892 | CHU 203 | AD | QZ | F | 1030-1120 | BLM 307 | | |
| 1893 | CHU 203 | AE | QZ | F | 1030-1120 | BLM 414 | | |
| 1894 | CHU 203 | AF | QZ | F | 1130-1220 | BLM 205 | | |
| 1895 | CHU 203 | AG | QZ | F | 1130-1220 | BLM 307 | | |
| 1896 | CHU 203 | AH | QZ | F | 1230-120 | BLM 307 | | |
| 1897 | CHU 203 | AI | QZ | F | 1230-120 | BLM 205 | | |
| 1898 | CHU 203 | AJ | QZ | F | 130-220 | BLM 205 | | |
| 1899 | CHU 203 | AK | QZ | F | 130-220 | BLM 307 | | |
| 1900 | CHU 203 | AL | QZ | F | 130-220 | BLM 414 | | |
| 1901 | CHU 300 | A | 5 | T TH | 1030-100 | CHU 332 | APPLIED CHU | DERVIN |
| >>>> | CHU 315 | A | 5 | W M F | 1030-1120 | CHU 120 | INFD PROCESSING ENTRY CARDS CHU 118 | |
| >>>> | CHU 315 | AN | LB | W M F | 1130-120 | CHU 202 | ENTRY CARDS CHU 118 | |
| >>>> | CHU 315 | AD | LB | T TH | 1130-1220 | CHU 202 | ENTRY CARDS CHU 118 | |
| >>>> | CHU 315 | AP | LB | W M F | 130-320 | CHU 202 | ENTRY CARDS CHU 118 | |
| >>>> | CHU 315 | AG | LB | T TH | 130-320 | CHU 202 | ENTRY CARDS CHU 118 | |
| 1901 | CHU 320 | A | 5 | HTWTH 1130-1220 | GWN 301 | LEGAL ASPECTS CHU | PENDER, D. | |
| 1902 | CHU 320 | AA | QZ | F | 930-1020 | BLM 408 | | |
| 1903 | CHU 320 | AB | QZ | F | 930-1020 | BLM 203 | | |
| 1904 | CHU 320 | AD | QZ | F | 1030-1120 | BLM 203 | | |
| 1905 | CHU 320 | AE | QZ | F | 1030-1120 | BLM 409 | | |
| 1906 | CHU 320 | AF | QZ | F | 1130-1220 | BLM 203 | | |
| 1907 | CHU 320 | AI | QZ | F | 1230-120 | BLM 409 | | |
| 1908 | CHU 320 | AJ | QZ | F | 130-220 | BLM 408 | | |
| 1909 | CHU 320 | AK | QZ | F | 130-220 | BLM 203 | | |
| >>>> | CHU 322 | A | 4 | T TH | 130-320 | CHU 230 | REPORTING ENTRY CARDS CHU 118 | PENDER, D. |
| >>>> | CHU 323 | 2N | 4 | W M F | 830-1020 | CHU 228 | SPEC REPRG TOPICS ENTRY CARDS CHU 118 | JOHNSTON |
| >>>> | CHU 324 | 2N | 4 | W M F | 130-320 | CHU 228 | CRIT WRT MASS MEDIA ENTRY CARDS CHU 118 | JOHNSTON |
| >>>> | CHU 325 | 2N | 4 | W M F | 930-1120 | CHU 230 | COPY EDITING ENTRY CARDS CHU 118 | SAHUELSON, W. |
| >>>> | CHU 339 | A | 3 | T TH | 1030-100 | CHU 228 | PRGD PUBLIC RELATMS ENTRY CARDS CHU 118 | JACKSON, R. |
| >>>> | CHU 341 | A | 3 | W M F | 930-1100 | CHU 232 | BEG AD COPY/LAYOUT ENTRY CARDS CHU 118 | BOWEN, L. |
| >>>> | CHU 341 | D | 3 | W M F | 1230-120 | CHU 232 | ENTRY CARDS CHU 118 | SAMPSON, A.L. |
| >>>> | CHU 344 | A | 3 | W M F | 830-920 | CHU 104 | ADVERTSNG MEDIA PLAN ENTRY CARDS CHU 118 | |
| >>>> | CHU 345 | A | 5 | W M F | 1130-1220 | CHU 104 | ADVER. CAMPAIGNS ENTRY CARDS CHU 118 | BOWEN |
| >>>> | CHU 347 | A | 2-5 | ARR | - | 0 | ADVERT INTERN CR/NC ONLY ENTRY CARDS CHU 145 | BOWEN |
| >>>> | CHU 350 | A | 5 | T TH | 930-1100 | CHU 326 | BROADCAST NEWS ENTRY CARDS CHU 118 | CRANSTON, P. |
| >>>> | CHU 350 | AN | LB | W M F | 1030-1220 | CHU 326 | ENTRY CARDS CHU 118 | |
| >>>> | CHU 350 | AD | LB | W M F | 1030-1220 | CHU 326 | ENTRY CARDS CHU 118 | |
| >>>> | CHU 354 | 2N | 3 | W M F | 930-1020 | CHU 216 | BAS VISUAL CHU ENTRY CARDS CHU 118 PLUS ADDITIONAL TIME | CRANSTON CONRAD |
| >>>> | CHU 356 | A | 3 | ARR | - | 0 | NEWS BROADCASTING ENTRY CARDS CHU 118 | |
| >>>> | CHU 356 | AN | LB | ARR | - | 0 | ENTRY CARDS CHU 118 | |
| >>>> | CHU 356 | AD | LB | ARR | - | 0 | ENTRY CARDS CHU 118 | |

W - WRITING COURSE MEETING A & B REQUIREMENT H - HONORS * - PERMISSION SIGNATURE % - NEW COURSE (SEE FRONT OF TIME SCHEDULE)
 >>> ENROLLMENT IN THIS SECTION IS LIMITED, AND STUDENTS MUST OBTAIN ENTRY CARDS. THE SCHEDULE LINE NUMBER IS PRINTED ON THE ENTRY CARD AND MUST BE MARKED ON THE OF-SCAN REGISTRATION FORM BOTH THE OF-SCAN FORM AND CARD MUST BE TURNED IN TO REGISTER.

COLLEGE OF ARTS AND SCIENCES

| Sched. Line No. | DEPARTMENT | COURSE | ITEM | SECTION | CREDITS | W H I P N E | | | | | TIME | | LOCATION | TITLE AND REMARKS | INSTRUCTOR |
|-----------------|------------|--------|------|---------|---------|-------------|-----------|---|---|---------|------|-----|---|-------------------|------------|
| | | | | | | W | H | I | P | N | E | Day | | | |
| >>>> | CHU | 356 | AP | L6 | | ARR | | | | | | | ENTRY CARDS CHU 110 | | |
| >>>> | CHU | 356 | AD | L6 | | ARR | | | | | | | ENTRY CARDS CHU 110 | | |
| >>>> | CHU | 356 | AR | L6 | | ARR | | | | | | | ENTRY CARDS CHU 110 | | |
| >>>> | CHU | 358 | A | | 5 | ARR | | | | | | | TV NEWS REPTG-EDITG ENTRY CARDS CHU 110 PLUS ADOTL TIME * | | |
| >>>> | CHU | 367 | A | | 2-5 | ARR | | | | | | | BROADCAST INTERN CR/NC ONLY ENTRY CARDS CHU 110 | CRANSTON | |
| >>>> | CHU | 391 | A | | 3 | T TH | 930-1020 | | | CHU 216 | | | PHOTOGRAPHY ENTRY CARDS CHU 110 | CONRAD | |
| >>>> | CHU | 392 | A | | 3 | T TH | 1030-1120 | | | CHU 216 | | | ADV STILL PHOTGS ENTRY CARDS CHU 214 | CONRAD, R. | |
| >>>> | CHU | 399 | A | | 2-6 | ARR | | | | | | | PRACTIC SEMNR ENTRY CARDS CHU 110 | | |
| 1941 | CHU | 400 | A | | 3 | M W F | 1230-120 | | | CHU 332 | | | CONDUCTNS THEORY | CARTER | |
| 1942 | CHU | 408 | A | | 3 | M W F | 030-920 | | | CHU 226 | | | SURVEY RECH IN CHU | STAMM, K. | |
| 1943 | CHU | 411 | A | | 5 | MTWTF | 130-220 | | | CHU 326 | | | MASS CONDUCTN RSCH | SAMUELSON | |
| >>>> | CHU | 415 | A | | 4 | M W | 930-1120 | | | LOW 215 | | | PRODUCTION EDITING M/STC 415 A ENTRY CARDS CHU 110 | FARKAS | |
| 1945 | CHU | 417 | A | | 3 | M W F | 230-320 | | | CHU 332 | | | HIST & CONDUCTNS ENTRY CARDS CHU 221 | BALDASTY | |
| >>>> | CHU | 417 | B | | 2 | T TH | 230-320 | | | CHU 326 | | | CONCUR ENROLLMNT IN CHU 417 A REQUIRED | BALDASTY | |
| 1947 | CHU | 421 | A | | 3 | M W F | 1230-120 | | | CHU 326 | | | STRUC PRDC OF NY ENTRY CARDS CHU 221 | SIMPSON, R. | |
| >>>> | CHU | 421 | B | | 2 | T TH | 1230-120 | | | CHU 326 | | | CONCUR ENROLLMNT IN CHU 421 A REQUIRED | SIMPSON, R. | |
| 1949 | CHU | 447 | A | | 3 | T TH | 130-300 | | | CHU 120 | | | CHU & CONSUMR BEHYR | BOWEN | |
| 1950 | CHU | 479 | A | | 3 | M W F | 1230-120 | | | CHU 120 | | | PROPAGANDA ENTRY CARDS CHU 221 | EDELSTEIN | |
| >>>> | CHU | 479 | B | | 2 | M W F | 230-520 | | | CHU 326 | | | CONCUR ENROLLMNT IN CHU 479 A REQUIRED | EDELSTEIN | |
| 1952 | CHU | 483 | A | | 5 | MTWTF | 1030-1120 | | | CHU 226 | | | INTL COMMUNIC SYST | GIFFARD | |
| >>>> | CHU | 498 | A | | 1-5 | ARR | | | | | | | PROBLEMS OF CHU ENTRY CARDS CHU 110 | | |
| >>>> | CHU | 507 | A | | 3 | TH | 330-520 | | | CHU 230 | | | CMPTR APPL CHU RSCH ENTRY CARDS CHU 221 | BOWEN | |
| >>>> | CHU | 508 | A | | 5 | T TH | 130-320 | | | CHU 226 | | | COMMUNICATION RSCH ENTRY CARDS CHU 221 | CARTER, R. | |
| >>>> | CHU | 515 | A | | 5 | M W | 330-520 | | | CHU 226 | | | CHU HISTORIOGRAPHY ENTRY CARDS CHU 221 | AMES, W. E. | |
| >>>> | CHU | 550 | A | | 1-3 | ARR | | | | | | | ADV CHU METHODS ENTRY CARDS CHU 221 | | |
| >>>> | CHU | 580 | A | | 1 | TH | 1130-1220 | | | CHU 230 | | | PROSEMINAR IN CHU ENTRY CARDS CHU 221 | | |
| >>>> | CHU | 597 | A | | 1-3 | ARR | | | | | | | PRACTCM IN CHU RSCH CR/NC ONLY ENTRY CARDS CHU 221 | | |
| >>>> | CHU | 598 | A | | 1-5 | ARR | | | | | | | SELECTED READINGS ENTRY CARDS CHU 221 | | |
| >>>> | CHU | 600 | A | | VAR | ARR | | | | | | | INDEPNMNT STDY/RSCH ENTRY CARDS CHU 221 | | |
| >>>> | CHU | 700 | A | | VAR | ARR | | | | | | | MASTERS THESIS ENTRY CARDS CHU 221 | | |
| >>>> | CHU | 800 | A | | VAR | ARR | | | | | | | DOCTORAL DISSERTATN ENTRY CARDS CHU 221 | | |
| >>>> | CHU | 491 | A | | 5 | ARR | | | | | | | SENIOR THESIS ENTRY CARDS PDL 8531 OR 8536 | | |

COMPARATIVE HISTORY OF IDEAS

| Sched. Line No. | DEPARTMENT | COURSE | ITEM | SECTION | CREDITS | W H I P N E | | | | | TIME | | LOCATION | TITLE AND REMARKS | INSTRUCTOR |
|-----------------|------------|--------|------|---------|---------|-------------|------------|----------|---|---|------|---------|--|--|------------|
| | | | | | | W | H | I | P | N | E | Day | | | |
| 3201 | C SCI | 241 | AC | QZ | | | F | | | | | SIG 226 | NO 5TH YEAR OR GRAD STUDENTS | | |
| 3202 | C SCI | 241 | AD | QZ | | | F | | | | | JHN 111 | NO 5TH YEAR OR GRAD STUDENTS | | |
| 3203 | C SCI | 241 | AE | QZ | | | F | | | | | SIG 227 | NO 5TH YEAR OR GRAD STUDENTS | | |
| 3204 | C SCI | 241 | AF | QZ | | | F | | | | | JHN 214 | NO FIFTH YR OR GRAD STUDENTS | | |
| >>>> | C SCI | 321 | A | | 3 | M W F | 030-920 | | | | | SIG 325 | DISCRETE STRUCTURES ENTRY CARDS SIG 114 C SCI MAJORS ONLY OR PERMISSION | | |
| >>>> | C SCI | 341 | A | | 5 | M W F | 1230-120 | | | | | JHN 064 | PROGRAMING LANGS ENTRY CARDS SIG 114 | | |
| >>>> | C SCI | 341 | AA | QZ | | | T TH | 1230-120 | | | | SIG 226 | ENTRY CARDS SIG 114 | | |
| >>>> | C SCI | 341 | AB | QZ | | | T TH | 130-220 | | | | SIG 226 | ENTRY CARDS SIG 114 | | |
| 3205 | C SCI | 373 | A | | 3 | M W F | 1230-120 | | | | | SIG 325 | DATA STRUC/ALGORITHM | | |
| >>>> | C SCI | 378 | A | | 5 | M W F | 130-220 | | | | | PAR 306 | MC DRG & ASSEN LANG ENTRY CARDS SIG 114 C SCI MAJORS ONLY | | |
| >>>> | C SCI | 378 | AA | QZ | | | T TH | 030-920 | | | | SIG 227 | ENTRY CARDS SIG 114 C SCI MAJORS ONLY | | |
| >>>> | C SCI | 376 | AB | QZ | | | T TH | 930-1020 | | | | PAR 306 | ENTRY CARDS SIG 114 C SCI MAJORS ONLY | | |
| >>>> | C SCI | 451 | A | | 3 | M W F | 1130-1220 | | | | | JHN 006 | INTRO DP SYS ENTRY CARDS SIG 114 | | |
| >>>> | C SCI | 470 | A | | 4 | M W F | 930-1020 | | | | | PAR 110 | COMPUTER DESIGN ENTRY CARDS SIG 114 | KEHL | |
| >>>> | C SCI | 470 | AN | LB | | | M | 230-420 | | | | SIG 222 | ENTRY CARDS SIG 114 | GARTHWAITE | |
| >>>> | C SCI | 470 | AD | LB | | | T | 230-420 | | | | SIG 222 | ENTRY CARDS SIG 114 | GARTHWAITE | |
| >>>> | C SCI | 498 | A | | 1-9 | ARR | | | | | | | SENIOR PROJECT ENTRY CARDS SIG 114 | RUZZO LAONER BLACK ZAHDRJAN BAER SHAW BORNING KEHL TOMPA | |
| >>>> | C SCI | 498 | B | | 1-9 | ARR | | | | | | | ENTRY CARDS SIG 114 | | |
| >>>> | C SCI | 499 | A | | 1-24 | ARR | | | | | | | READING & RESEARCH CR/NC ONLY ENTRY CARDS SIG 114 | | |
| >>>> | C SCI | 500 | A | | 3 | M W F | 1030-1120 | | | | | CHU 332 | DATA STRUCTURES ENTRY CARDS SIG 114 | | |
| 3301 | C SCI | 520 | A | | 1 | TH | 330-520 | | | | | SIG 134 | COLLOQUIUM CR/NC ONLY | | |
| >>>> | C SCI | 531 | A | | 3 | T TH | 1030-1200 | | | | | SIG 226 | FORMAL LANGS AUTOMA ENTRY CARDS SIG 114 | | |
| >>>> | C SCI | 540 | A | | 3 | M W F | 1130-1220 | | | | | LOW 102 | DISCRETE SYST SIMULAT ENTRY CARDS SIG 114 | | |
| >>>> | C SCI | 557 | A | | 3 | M W | 330-500 | | | | | SAV 249 | COMPUTER GRAPHICS ENTRY CARDS SIG 114 | | |
| >>>> | C SCI | 561 | A | | 3 | M W F | 930-1020 | | | | | SIG 226 | COMPUTER NETWORKS CR/NC ONLY ENTRY CARDS SIG 114 | | |
| >>>> | C SCI | 573 | A | | 3 | M W F | 230-320 | | | | | JHN 214 | ARTFCL INTELLGNC I ENTRY CARDS SIG 114 | | |
| 3307 | C SCI | 590 | B | | VAR | M W F | 1130-1220 | | | | | JHN 223 | SPEC TPES COMP SCI LANGUAGES | BOSH, W. BLACK, A. SOHA KEHL | |
| 3308 | C SCI | 590 | C | | VAR | T TH | 1230-220 | | | | | LOW 202 | M/E E 590 C CR/NC ONLY | KEHL | |
| 3309 | C SCI | 590 | D | | VAR | T TH | 1230-220 | | | | | LOW 206 | CR/NC ONLY | KEHL | |
| 3310 | C SCI | 590 | E | | VAR | T TH | 430-600 PM | | | | | JHN 111 | VSL | KEHL | |
| 3311 | C SCI | 590 | G | | VAR | M | 1230-120 | | | | | SIG 222 | CR/NC ONLY | | |
| 3312 | C SCI | 590 | J | | VAR | M | 1030-1120 | | | | | SIG 222 | CR/NC ONLY | SHAW BAER, J.-L. SNYDER | |
| 3313 | C SCI | 590 | K | | 1 | M | 130-220 | | | | | SIG 222 | CR/NC ONLY | | |
| >>>> | C SCI | 600 | A | | VAR | ARR | | | | | | | INDEPNMNT STDY/RSCH CR/NC ONLY ENTRY CARDS SIG 114 | | |
| >>>> | C SCI | 700 | A | | VAR | ARR | | | | | | | MASTERS THESIS CR/NC ONLY ENTRY CARDS SIG 114 | | |

| | | | | | | | | | |
|------|----------|---|-----|---|-----|---|---|---|---|
| >>>> | CHID 492 | A | 5 | > | ARR | - | • | • | SENIOR THESIS ENTRY CARDS POL 8531 OR 8536 |
| >>>> | CHID 493 | A | 5 | > | ARR | - | • | • | SENIOR THESIS ENTRY CARDS POL 8531 OR 8536 |
| >>>> | CHID 499 | A | 1-5 | > | ARR | - | • | • | UNDERGRAD IND STDY ENTRY CARDS POL 8531 OR 8536 |

COMPARATIVE LITERATURE

• ENTRY CARDS AVAILABLE IN POL 8531 OR 8536

| | | | | | | | | | |
|------|-----------|----|-----|---|-------|-----------|----------|---|-----------------------------------|
| 1964 | C LIT 250 | A | 5 | | MTWTH | 1130-1220 | CUG 224 | THEMES IN WORLD LIT PARENTS & CHILDREN | KONICK, M. |
| 1965 | C LIT 250 | AA | OZ | | M | 930-1020 | THD 234 | | |
| 1966 | C LIT 250 | AB | OZ | | T | 930-1020 | SMI 115 | | |
| 1967 | C LIT 250 | AC | OZ | | M | 930-1020 | THD 234 | | |
| 1968 | C LIT 250 | AD | OZ | | N | 1030-1120 | THD 235 | | |
| 1969 | C LIT 250 | AE | OZ | | T | 1030-1120 | SAV 125 | | |
| 1970 | C LIT 250 | AF | OZ | | TH | 1030-1120 | THD 135 | | |
| 1971 | C LIT 250 | AG | OZ | | F | 1130-1220 | THD 325 | | |
| 1972 | C LIT 250 | AH | OZ | | M | 1230-120 | THD 234 | | |
| 1973 | C LIT 250 | AI | OZ | | M | 1230-120 | THD 334 | | |
| 1974 | C LIT 250 | AJ | OZ | | TH | 1230-120 | THD 334 | | |
| 1975 | C LIT 250 | AK | OZ | | F | 1230-120 | THD 234 | | |
| 1976 | C LIT 250 | AL | OZ | | F | 130-220 | THD 211 | | |
| 1977 | C LIT 300 | A | 5 | | MTWTF | 1030-1120 | THD 202 | C LIT - GEMES | REINERT, D. |
| 1978 | C LIT 424 | A | 5 | | MTWTF | 930-1020 | DEM 307 | EPIC TRADITION W/CLAS 424 A | REISSMAN, L. |
| 1979 | C LIT 440 | A | 5 | | MTWTF | 1130-1220 | CHU 232 | THE NOVEL THE HISTORICAL NOVEL | MUSSETTER, S. |
| 1980 | C LIT 472 | A | 5 | | MTWTF | 1230-120 | THD 331 | STOYS IN NARRATIVE | KRAMER, K. |
| >>>> | C LIT 490 | A | 1-5 | > | ARR | - | • | • | DIRECTED STDY/RSCH |
| >>>> | C LIT 495 | A | 4 | > | ARR | - | • | • | HONORS THESIS |
| 1983 | C LIT 496 | A | 5 | | M M | 130-320 | PAR 134B | SPBC STOYS COMP LIT UTOPIAS IN LITERATURE | WARNE, L. |
| 1984 | C LIT 510 | A | 5 | | T TH | 130-320 | DEM 312 | MYTH COMPAR LIT HIST PLUS 1 HR. | KAPETANIC, D. |
| 1985 | C LIT 514 | A | 5 | | M M | 330-520 | CHU 230 | EUR LIT THRY & CRIT | BEHLER, E. |
| 1986 | C LIT 572 | A | 5 | | M M | 130-320 | DEM 313 | EPIC-THRY & PRAC PLUS 1 HR & MEDIEVAL EPIC AND ROMANCE | DORNBUSH, J. |
| >>>> | C LIT 600 | A | VAR | > | ARR | - | • | • | INDEPENDNT STDY/RSCH |
| >>>> | C LIT 700 | A | VAR | > | ARR | - | • | • | MASTERS THESIS CR/NC ONLY |
| >>>> | C LIT 800 | A | VAR | > | ARR | - | • | • | DOCTORAL DISSERTATN CR/NC ONLY |

COMPUTER SCIENCE

• IN ORDER TO ADD THE FOLLOWING COURSES AFTER THE FIRST DAY OF CLASS, STUDENTS MUST OBTAIN APPROVAL FROM THE DEPARTMENT IN SIG 1144. 201 & 241

| | | | | | | | | | |
|------|-----------|----|----|---|-------|-----------|---------|---|--|
| 3265 | C SCI 210 | A | 5 | 0 | M M F | 830-920 | JHN 101 | COMPUTER SCIENCE I FRESH & SOPH ONLY PERM OF INST | |
| 3270 | C SCI 210 | AA | OZ | | T TH | 830-920 | LON 116 | FRESH & SOPH ONLY | |
| 3271 | C SCI 210 | AB | OZ | | T TH | 830-920 | LON 218 | FRESH & SOPH ONLY | |
| 3272 | C SCI 210 | AC | OZ | | T TH | 930-1020 | CHU 230 | FRESHESOPH ONLY | |
| 3273 | C SCI 210 | AD | OZ | | T TH | 1030-1120 | SIG 227 | FRESH & SOPH ONLY | |
| 3274 | C SCI 210 | AE | OZ | | T TH | 130-220 | LON 118 | FRESH & SOPH ONLY | |
| 3275 | C SCI 210 | AF | OZ | | T TH | 830-920 | SIG 226 | FRESH & SOPH ONLY | |
| 3276 | C SCI 210 | AG | OZ | | T TH | 830-920 | LON 219 | FRESH & SOPH ONLY | |
| 3277 | C SCI 210 | AH | OZ | | T TH | 930-1120 | CHU 232 | FRESHESOPH ONLY | |
| 3278 | C SCI 241 | A | 3 | | T TH | 1030-1120 | GMN 301 | PROGRAMMING NO 5TH YEAR OR GRAD STUDENTS | |
| 3279 | C SCI 241 | AA | OZ | | F | 1230-120 | SIG 226 | PERM OF INSTR NO 5TH YEAR OR GRAD STUDENTS | |
| 3280 | C SCI 241 | AB | OZ | | F | 1230-120 | JHN 111 | NO 5TH YEAR OR GRAD STUDENTS | |

W - WRITING COURSE MEETING A & B REQUIREMENT H - HONORS • - PERMISSION SIGNATURE % - NEW COURSE (SEE FRONT OF THE SCHEDULE)

>>> ENROLLMENT IN THIS SECTION IS LIMITED AND STUDENTS MUST OBTAIN ENTRY CARDS. THE SCHEDULE LINE NUMBER IS PRINTED ON THE ENTRY CARD AND MUST BE MARKED ON THE OF-SCAN REGISTRATION FORM. BOTH THE OF-SCAN FORM AND CARD MUST BE TURNED IN TO REGISTER.

| | | | | | | | | | | |
|------|-----------|---|-----|---|-----|---|---|---|--|---|
| >>>> | C SCI 800 | A | VAR | > | ARR | - | • | • | DOCTORAL DISSERTATN CR/NC ONLY ENTRY CARDS SIG 114 | BAER SHAM NDE ALMES BORNING RIZZO TOMPA LADNER |
|------|-----------|---|-----|---|-----|---|---|---|--|---|

DANCE

• CHSTU 110 WILL COUNT TOWARD THE ETHNIC DANCE REQUIREMENT FOR DANCE MAJORS

| | | | | | | | | | | |
|------|-----------|---|-----|---|-------|------------------------|--------------------|---|---|---|
| >>>> | DANCE 107 | A | 4 | > | MTWTF | 1230-220 | KNY 265 | INTRO TO DANCE ENTRY CARDS KNY 259 | DANIELS, K. DAVIDSON, R. KELSRON, C. RACKOFF, B. | |
| >>>> | DANCE 207 | A | 6 | > | MTWTF | 830-1130 | KNY 267 | DANCE SYNTHESIS ENTRY CARDS KNY 259 | HACKNEY, P. WHEELER, K. | |
| >>>> | DANCE 301 | A | 2 | > | M M F | 1030-1220 | KNY 365 | BALLET TECHNIQ III ENTRY CARDS KNY 259 | DANIELS, K. | |
| >>>> | DANCE 304 | A | 4 | > | MTWTF | 830-1020 | KNY 266 | CONTEMP DANCE III ENTRY CARDS KNY 259 MEETS WITH DANCE 404A | | |
| >>>> | DANCE 322 | A | 2 | > | T TH | 230-420 | KNY 267 | REPERTORY ENTRY CARDS KNY 259 | HACKNEY, P. | |
| >>>> | DANCE 344 | A | 3 | > | T TH | 1230-220 | SAV 211 | DANCE HISTORY ENTRY CARDS KNY 259 | STRAUSS, R. | |
| 1996 | DANCE 360 | A | 2 | | M M | 1230-200 F 1200-130 | KNY 267 KNY 267 | IMPROVISATION ENTRY CARDS KNY 259 | SKINNER, J. | |
| >>>> | DANCE 365 | A | 3 | > | M M F | 230-400 | KNY 267 | DANCE COMPOSITION ENTRY CARDS KNY 259 | HACKNEY, P. | |
| >>>> | DANCE 371 | A | 2 | > | M M | 430-620PM | SMI 309 | CHOREO WORKSHOP ENTRY CARDS KNY 259 | | |
| >>>> | DANCE 404 | A | 4 | > | MTWTF | 830-1020 | SAV 326 | CONTEMP DANCE IV ENTRY CARDS KNY 259 MEETS WITH DANCE 304A | | |
| >>>> | DANCE 470 | A | 1 | > | ARR | - | • | • | DANCE PRODUCTION ENTRY CARDS KNY 259 | SKINNER, J. |
| >>>> | DANCE 470 | B | 2 | > | ARR | - | • | • | ENTRY CARDS KNY 259 | SKINNER, J. |
| >>>> | DANCE 470 | C | 3 | > | ARR | - | • | • | ENTRY CARDS KNY 259 | SKINNER, J. |
| >>>> | DANCE 490 | A | 1 | > | ARR | - | • | • | SPECIAL STUDIES ENTRY CARDS KNY 259 | SKINNER, J. HACKNEY, P. |
| >>>> | DANCE 499 | A | VAR | > | ARR | - | • | • | UNDERGRAD IND STDY ENTRY CARDS KNY 259 | SKINNER, J. HACKNEY, P. DANIELS, K. SCHICK, P. |

DRAMA

| | | | | | | | | | |
|------|-----------|----|----|--|-------|-----------|---------|--|----------------|
| 2005 | DRAMA 101 | AA | 5 | | M M F | 1230-120 | KME 210 | INTRO TO THEATRE | MOLCOTT |
| 2006 | DRAMA 101 | AA | OZ | | T TH | 1030-1120 | DTV 101 | | |
| 2007 | DRAMA 101 | AB | OZ | | T TH | 1030-1120 | DTV 105 | | |
| 2008 | DRAMA 101 | AC | OZ | | T TH | 1130-1220 | DTV 101 | | |
| 2009 | DRAMA 101 | AD | OZ | | T TH | 1130-1220 | DTV 105 | | |
| 2010 | DRAMA 101 | AE | OZ | | T TH | 1230-120 | DTV 101 | | |
| 2011 | DRAMA 101 | AF | OZ | | T TH | 1230-120 | DTV 105 | | |
| 2012 | DRAMA 101 | AG | OZ | | T TH | 1230-120 | DTV 041 | | |
| 2013 | DRAMA 101 | AH | OZ | | T TH | 1130-1220 | DTV 041 | | |
| 2014 | DRAMA 101 | AI | OZ | | T TH | 1230-120 | SAV 335 | | |
| 2015 | DRAMA 101 | AJ | OZ | | T TH | 1230-120 | PAR 106 | | |
| 2016 | DRAMA 102 | A | 5 | | MTWTF | 930-1020 | DTV 121 | PLAY ANALYSIS | CASE |
| 2017 | DRAMA 102 | B | 5 | | MTWTF | 1130-1220 | DTV 121 | | |
| 2018 | DRAMA 102 | B | 5 | | MTWTF | 1130-1220 | DTV 121 | | |
| 2019 | DRAMA 200 | A | 3 | | M M F | 1130-1220 | JHN 162 | DRAMA & THE CHILD | VALENTINETTI |
| 2019 | DRAMA 210 | A | 4 | | T TH | 830-920 | DTV 121 | THEATRE TECH PRACT CONCURRENT REGISTRATN IN DRAMA 290 REEQ | SEDDWICK, G.G. |
| 2020 | DRAMA 210 | AN | LB | | T | 930-1120 | OSC 108 | CONCURRENT REGISTRATN IN DRAMA 290 REEQ ADD'L 2 HRS PER WK ARR | |
| 2021 | DRAMA 210 | AD | LB | | M | 1130-120 | OSC 108 | CONCURRENT REGISTRATN IN DRAMA 290 REEQ ADD'L 2 HRS PER WK ARR | |

W - WRITING COURSE MEETING A & B REQUIREMENT H - HONORS • - PERMISSION SIGNATURE % - NEW COURSE (SEE FRONT OF THE SCHEDULE)

>>> ENROLLMENT IN THIS SECTION IS LIMITED AND STUDENTS MUST OBTAIN ENTRY CARDS. THE SCHEDULE LINE NUMBER IS PRINTED ON THE ENTRY CARD AND MUST BE MARKED ON THE OF-SCAN REGISTRATION FORM. BOTH THE OF-SCAN FORM AND CARD MUST BE TURNED IN TO REGISTER.

COLLEGE OF ARTS AND SCIENCES

| Sched. Line No. | DEPARTMENT | COURSE | TERM | SECTION | CREDITS | TIME | | LOCATION | TITLE AND REMARKS | INSTRUCTOR |
|-----------------|------------|--------|------|---------|---------|-------|-----------|----------|---|--------------|
| | | | | | | Day | Hour | | | |
| 2021 | DRAMA 211 | A | | 4 | | M W | 1030-1120 | DTV 101 | THEATRE TECH PRACT CONCERNING REGIS IN DRAMA 291 RECOMMENDED AS ON 211A | GATES,S.M. |
| 2021 | DRAMA 211 | AN LB | | | | T | 830-1020 | DTV 061 | ADD'L 2 HRS PER WK ARR AS ON 211A | |
| 2021 | DRAMA 211 | AD LB | | | | F | 1030-1220 | DTV 061 | ADD'L 2 HRS PER WK ARR AS ON 211A | |
| 2025 | DRAMA 251 | A | | 4 | | MTWTF | 930-1020 | PAR 401 | ACTING SOPH OR ABOVE | |
| 2026 | DRAMA 251 | B | | 4 | | MTWTF | 930-1020 | DTV 041 | SOPH OR ABOVE | |
| 2027 | DRAMA 251 | C | | 4 | | PAR | 1030-1120 | 402 | SOPH OR ABOVE | |
| 2028 | DRAMA 251 | D | | 4 | | MTWTF | 1030-1120 | DTV 041 | SOPH OR ABOVE | |
| 2029 | DRAMA 251 | E | | 4 | | PAR | 1130-1220 | 402 | SOPH OR ABOVE | |
| 2030 | DRAMA 251 | F | | 4 | | MTWTF | 1230-120 | PAR 401 | SOPH OR ABOVE | |
| 2031 | DRAMA 290 | ZN | | 1 | | ARR | - | * | TH TECH PRAC LAB | SEDGWICK,G.C |
| >>>> | DRAMA 291 | ZN | | 1 | | ARR | - | * | TH TECH PRAC LAB ENTRY CARDS DTV 061 | GATES,S.M. |
| 2033 | DRAMA 292 | ZN | | 1 | | ARR | - | * | TH TECH PRAC LAB | SEDGWICK,G.C |
| >>>> | DRAMA 298 | A | | 1-2 | | ARR | - | * | THEATRE PRODUCTION CR/NC ONLY ENTRY CARDS DTV 113 | |
| 2035 | DRAMA 314 | A | | 3 | | M F | 930-1120 | DSC 107 | BEG DES FOR THEATRE | DAHLSTROM |
| 2036 | DRAMA 316 | A | | 2 | | T TH | 1130-120 | HPH 006 | THEATRICAL MAKE-UP | GALSTAUN |
| 2037 | DRAMA 316 | B | | 2 | | T TH | 130-320 | HPH 006 | | GALSTAUN |
| 2038 | DRAMA 331 | A | | 3 | | M W | 130-320 | JRN 162 | PUPPETRY | VALENTINETTI |
| 2039 | DRAMA 331 | B | | 3 | | T TH | 130-320 | JRN 162 | | VALENTINETTI |
| >>>> | DRAMA 351 | A | | 3 | | F | 1030-1120 | PAR 401 | ADVANCED ACTING ENTRY CARDS DTV 115C | WITMAN |
| >>>> | DRAMA 351 | B | | 3 | | T TH | 1030-1220 | PAR 401 | SOPH & ABOVE ONLY AUDITION | |
| >>>> | DRAMA 351 | B | | 3 | | M W | 130-400 | PAR 401 | ENTRY CARDS DTV 115C AS ON 351 A AUDITION | HDSTETLER |
| 2042 | DRAMA 377 | A | | 5 | | MTWTF | 1030-1120 | DTV 121 | EUR RENISSN TH & DR | HOLCOTT |
| >>>> | DRAMA 410 | A | | 2-4 | | ARR | - | * | ADV THEA TECH PRAC ENTRY CARDS DSC * | |
| 2044 | DRAMA 413 | A | | 3 | | T TH | 1130-120 | DSC 107 | ADV SCENE CONSTRUCT | SEDGWICK,G.C |
| 2045 | DRAMA 416 | A | | 5 | | TH | 1230-220 | DTV 125 | HIST CLTHNG & COSTM | CRIDER |
| >>>> | DRAMA 420 | A | | 2 | | M W | 930-1120 | DSC 104 | DES & TECH DRAFTING ENTRY CARDS DSC * | |
| >>>> | DRAMA 421 | A | | 2 | | M F | 1130-120 | DSC 104 | THEAT DRAWING TECHS ENTRY CARDS DSC * | FORRESTER |
| >>>> | DRAMA 431 | A | | 3 | | ARR | - | * | FUNDRENWL'S PUPPETRY ENTRY CARDS JRN 162 | VALENTINETTI |
| >>>> | DRAMA 451 | A | | 3 | | M W | 130-400 | DTV 041 | REHRSLS & PERFORMANCE ENTRY CARDS DTV 115C MAJORS ONLY AUDITION | LOPER |
| >>>> | DRAMA 457 | A | | 12 | | MTWTF | 1030-120 | BRY 102 | STUDIO I ENTRY CARDS DTV 115C SELECTED PARTICIPANTS | |
| >>>> | DRAMA 458 | A | | 12 | | MTWTF | 1030-120 | BRY 105 | STUDIO II ENTRY CARDS DTV 115C SELECTED PARTICIPANTS | |
| >>>> | DRAMA 459 | A | | 6 | | MTWTF | 1030-120 | BRY 111 | STUDIO III ENTRY CARDS DTV 115C SELECTED PARTICIPANTS | |
| >>>> | DRAMA 460 | A | | 3 | | M W | 1030-1220 | DTV 011 | INTRO TO DIRECTING ENTRY CARDS DTV 027 | SYDON |
| >>>> | DRAMA 463 | A | | 4 | | ARR | - | * | BEGIN DIRECTING PROJ ENTRY CARDS DTV 027 | SYDON |
| >>>> | DRAMA 466 | A | | 2-5 | | T TH | 1030-1120 | DTV 125 | STAGE MANAGEMENT CR/NC ONLY ENTRY CARDS DTV 110 | |
| 2046 | DRAMA 473 | A | | 5 | | MTWTF | 130-220 | DTV 121 | EUR THEOR FROM 1875 | WITMAN |

32

| Sched. Line No. | DEPARTMENT | COURSE | TERM | SECTION | CREDITS | TIME | | LOCATION | TITLE AND REMARKS | INSTRUCTOR |
|-----------------|------------|--------|------|---------|---------|-------|------------|----------|---|-------------------------|
| | | | | | | Day | Hour | | | |
| 2101 | ECON 200 | DC | | QZ | | T TH | 1230-120 | DEN 307 | | |
| 2102 | ECON 200 | BD | | QZ | | T TH | 1230-120 | DEN 316 | | |
| 2103 | ECON 200 | DE | | QZ | | T TH | 230-320 | SHI 404 | | |
| >>>> | ECON 200 | C | | 5 | | MTWTF | 930-1020 | SAV 309 | | |
| >>>> | ECON 200 | D | | 5 | | MTWTF | 1030-1120 | SHS 8032 | ENTRY CARDS SAV 307 | BASSETT COX,J. |
| 2106 | ECON 200 | E | | 5 | | MTWTF | 1230-120 | SAV 309 | | |
| 2107 | ECON 200 | F | | 5 | | MTWTF | 830-920 | SAV 309 | | |
| 2108 | ECON 200 | U | | 5 | | M W | 700-920 PH | SAV 316 | JR-SOPH PRIORITY | |
| 2109 | ECON 200 | V | | 5 | | T TH | 700-920 PH | SAV 316 | JR-SOPH PRIORITY | |
| 2110 | ECON 201 | A | | 5 | | M W | 400-520 | KNE 130 | INTRO MACROECON | THOMAS,R. |
| 2111 | ECON 201 | AA | | QZ | | T TH | 830-920 | DEN 309 | | |
| 2112 | ECON 201 | AB | | QZ | | T TH | 830-920 | DEN 313 | | |
| 2113 | ECON 201 | AC | | QZ | | T TH | 830-920 | DEN 313 | | |
| 2114 | ECON 201 | AD | | QZ | | T TH | 930-1020 | MED 102 | | |
| 2115 | ECON 201 | AE | | QZ | | T TH | 930-1020 | EED 216 | | |
| 2116 | ECON 201 | AF | | QZ | | T TH | 1030-1120 | LDW 111 | | |
| 2117 | ECON 201 | AG | | QZ | | T TH | 1030-1120 | SHI 113 | | |
| 2118 | ECON 201 | AH | | QZ | | T TH | 1130-1220 | SMS 030 | | |
| 2119 | ECON 201 | AI | | QZ | | T TH | 1130-1220 | JHA 111 | | |
| 2120 | ECON 201 | AJ | | QZ | | T TH | 1230-120 | DEN 306 | | |
| 2121 | ECON 201 | AK | | QZ | | T TH | 1230-120 | DEN 313 | | |
| 2122 | ECON 201 | AL | | QZ | | T TH | 1230-120 | DEN 312 | | |
| 2123 | ECON 201 | AM | | QZ | | T TH | 130-220 | DEN 213 | | |
| 2124 | ECON 201 | BA | | QZ | | T TH | 130-220 | PAR 106 | | |
| 2125 | ECON 201 | C | | 5 | | MTWTF | 830-920 | SAV 245 | JR-SOPH PRIORITY | |
| 2126 | ECON 201 | D | | 5 | | MTWTF | 930-1020 | SAV 125 | JR-SOPH PRIORITY | |
| 2127 | ECON 201 | E | | 5 | | MTWTF | 930-1020 | SAV 311 | JR-SOPH PRIORITY | |
| 2128 | ECON 201 | F | | 5 | | MTWTF | 1030-1120 | SAV 245 | JR-SOPH PRIORITY | |
| 2129 | ECON 201 | U | | 5 | | T TH | 700-920 PH | SAV 313 | JR-SOPH PRIORITY | |
| 2130 | ECON 201 | A | | 5 | | M W F | 830-920 | PAR 108 | INTRO TO ECON STAT | |
| 2131 | ECON 281 | AA | | QZ | | T TH | 830-920 | SAV 153 | W/STAT 311 A | |
| 2132 | ECON 281 | AB | | QZ | | T TH | 830-920 | SAV 311 | W/STAT 311 AA | |
| 2133 | ECON 281 | AC | | QZ | | T TH | 830-920 | LDW 111 | W/STAT 311 AC | |
| 2134 | ECON 281 | AD | | QZ | | T TH | 930-1020 | SAV 153 | W/STAT 311 AD | |
| 2135 | ECON 281 | AE | | QZ | | T TH | 930-1020 | LDW 219 | W/STAT 311 AE | |
| 2136 | ECON 281 | AF | | QZ | | T TH | 1230-120 | SAV 153 | W/STAT 311 AF | |
| 2137 | ECON 281 | B | | 5 | | MTWTF | 1030-1120 | GUC 404 | | GARCIA,R. |
| 2138 | ECON 300 | A | | 5 | | M W F | 930-900 | SHI 304 | INTERN PRICE THEORY | HARTMAN,R. |
| 2139 | ECON 300 | B | | 5 | | MTWTF | 1130-1220 | SAV 216 | ECON MAJORS PRIORITY | |
| 2140 | ECON 300 | U | | 5 | | M W | 700-920 PH | SAV 315 | ECON MAJORS PRIORITY | BASSETT,L. LIAN,C. |
| 2141 | ECON 301 | A | | 5 | | MTWTF | 1030-1120 | DEN 314 | NATNL INCOME ANAL | |
| >>>> | ECON 301 | B | | 5 | | M W F | 330-500 | SHI 311 | ECON MAJORS PRIORITY | |
| 2143 | ECON 301 | C | | 5 | | MTWTF | 130-220 | THD 101 | ENTRY CARDS SAV 307 | KOENIG,E. CARTNRIGHT,P. |
| 2144 | ECON 301 | U | | 5 | | T TH | 700-920 | SHI 304 | W/ECON 401 A | |
| 2145 | ECON 316 | A | | 5 | | M W F | 330-500 | SAV 313 | URBAN ECONOMICS W/EGEC 316 A | MENDELSONH |
| 2146 | ECON 340 | A | | 5 | | MTWTF | 930-1020 | SAV 249 | LABOR ECONOMICS ECON MAJORS PRIORITY | FUREY,K. |
| 2147 | ECON 347 | A | | 5 | | MTWTF | 1130-1220 | GUC 404 | POPULATION DYNAMICS ECON MAJOR PRIORITY | KLEPPINGER,J. |
| 2148 | ECON 350 | A | | 5 | | MTWTF | 1230-120 | GUC 317 | PUBLIC FINANCE ECON MAJORS PRIORITY | ALBERT,K. |
| 2149 | ECON 370 | A | | 5 | | MTWTF | 1030-1120 | PAR 212 | INTRO INT ECONOMICS ECON MAJORS PRIORITY | MAH,F. |
| 2150 | ECON 391 | A | | 5 | | T TH | 1030-1220 | SAV 316 | ECON DEVELOPMENT W/SIS 330 A | RANNEY,S. |
| >>>> | ECON 400 | A | | 3 | | T TH | 330-500 | SAV 211 | FUND OF MICRO-THRY ENTRY CARDS SAV 307 | SILBERBERG,E. |
| >>>> | ECON 401 | A | | 3 | | MTWTF | 130-220 | THD 101 | FUND OF MACRO-THRY W/ECON 301 C ENTRY CARDS SAV 307 | CARTNRIGHT,P. |
| 2153 | ECON 403 | A | | 5 | | M W | 130-320 | SAV 211 | ECON OF PROP RIGHTS | DARZEL,Y. |
| 2154 | ECON 404 | A | | 5 | | TWTH | 800-930 | SAV 211 | IND ORGPRICE ANAL | LEFFLER,K. |
| 2155 | ECON 421 | A | | 5 | | T TH | 130-320 | THD 125 | WHY CROT & THE ECON ECON MAJORS ONLY | HADJINICHALA |
| 2156 | ECON 422 | A | | 5 | | T TH | 130-320 | SAV 249 | INVESTN CAPTL FNANCC ECON MAJOR PRIORITY | PARKS/KOCHTH |
| 2157 | ECON 435 | A | | 5 | | T TH | 330-920 | SAV 239 | NAT RES & PBLC POL | BROOK,G. |
| 2158 | ECON 450 | A | | 5 | | M W | 130-920 | THD 135 | PUBLIC FINANCE I | MENDELSONH |

| | | | | | | | | | | |
|------|-----------|---|-----|---|-------|----------------------|-----|------------|--|-----------|
| >>>> | DRAMA 490 | A | 1-6 | > | ARR | - | * | * | SPEC STDY ACT-DIRCT ENTRY CARDS DTV 109 | |
| >>>> | DRAMA 491 | A | 1-6 | > | ARR | - | * | * | SPEC STDY DSGM-TECH ENTRY CARDS DTV 109 | |
| >>>> | DRAMA 492 | A | 1-6 | > | ARR | - | * | * | SPEC STDY CHLD DRAM ENTRY CARDS DTV 109 | |
| >>>> | DRAMA 498 | A | 1-2 | > | ARR | - | * | * | THEATRE PRODUCTION CR/NC ONLY ENTRY CARDS DTV 113 | |
| >>>> | DRAMA 499 | A | 1-5 | > | ARR | - | * | * | UNDERGRAD RESEARCH ENTRY CARDS DTV 109 | |
| 2062 | DRAMA 510 | A | 3 | > | T TH | 1130-130 | DSC | 104 | DESIGN STUDIO I | DAHLSTRON |
| 2083 | DRAMA 512 | A | 3 | > | F | 930-120 | DSC | 210 | ADV STG LITNG DSGM | DEVIN |
| 2064 | DRAMA 514 | A | 1 | > | M | 1130-120 | DSC | 104 | DESIGN TECH COLLOG | |
| 2065 | DRAMA 517 | A | 3 | > | T TH | 930-1120 | DSC | 107 | STDS HISTORIC DES | DAHLSTRON |
| >>>> | DRAMA 520 | A | 1-5 | > | ARR | - | * | * | ADV THEATRE PRACTCH ENTRY CARDS DTV 109 | |
| >>>> | DRAMA 551 | A | 3 | > | ARR | - | * | * | TEACHING OF ACTING CR/NC ONLY ENTRY CARDS DTV 115C ACTING TABS | HOSTETLER |
| >>>> | DRAMA 555 | A | 6 | > | MTWTF | 1030-1120 | DRY | 111 | SPEC PROBS ACTING ENTRY CARDS DTV 115C | |
| >>>> | DRAMA 560 | A | 4 | > | ARR | - | * | * | DIRECTING APPRENTICE CR/NC ONLY ENTRY CARDS DTV 027 | |
| >>>> | DRAMA 561 | A | 4 | > | ARR | - | * | * | INTER DIRECTG PROJ ENTRY CARDS DTV 027 | SYDDM |
| >>>> | DRAMA 562 | A | 4 | > | ARR | - | * | * | ADV DIRECT PROJECT ENTRY CARDS DTV 027 | |
| >>>> | DRAMA 563 | A | 2 | > | F | 1030-1220 230-420 | DTV | 125 125 | SEMINAR DIRECTING CR/NC ONLY ENTRY CARDS DTV 027 | SYDDM |
| >>>> | DRAMA 599 | A | 1-5 | > | ARR | - | * | * | ADV STDY THEATR ART ENTRY CARDS DTV 109 | |
| >>>> | DRAMA 599 | B | 5 | > | M W F | 930-1120 930-1020 | DTV | 125 125 | ADVANCED PLAY ANALYSIS | CASE |
| >>>> | DRAMA 600 | A | VAR | > | ARR | - | * | * | INDEPNMT STDY/RSCH ENTRY CARDS DTV 109 | |
| >>>> | DRAMA 700 | A | VAR | > | ARR | - | * | * | MASTERS THESIS CR/NC ONLY ENTRY CARDS DTV 109 | |
| >>>> | DRAMA 800 | A | VAR | > | ARR | - | * | * | DOCTORAL DISSERTATN CR/NC ONLY ENTRY CARDS DTV 109 | |

| | | | | | | | | | | |
|------|----------|----|-----|---|-------|-----------|-----|------|---|--------------------|
| 2159 | ECON 471 | A | 5 | > | M W F | 330-500 | THD | 134 | INTERNATIONAL TRADE | MDNG,K. |
| 2160 | ECON 481 | A | 5 | > | MTW F | 1030-1120 | SAV | 309 | INTRO MATH STAT W/STAT 481 A W/STAT 481 AA | |
| 2161 | ECON 481 | AA | QZ | > | TH | 1030-1120 | SAV | 309 | | |
| 2162 | ECON 482 | A | 5 | > | MTWTF | 1130-1220 | SAV | 309 | INTRO REGRESS ANAL | RAD,P. |
| 2163 | ECON 495 | A | 5 | > | M W | 130-320 | THD | 134 | ECON SOVIET RUSSIA | THORNTON,J. |
| >>>> | ECON 499 | A | 1-6 | > | ARR | - | * | * | UNDERGRAD RESEARCH ENTRY CARDS SAV 307 ECON MAJORS ONLY | |
| 2165 | ECON 511 | A | 3 | > | T TH | 330-500 | SMI | 311 | ADV MICRO-EC THRY | SMIEZBINSKI |
| 2166 | ECON 512 | A | 3 | > | T TH | 1100-1220 | SAV | 209 | ADV MICRO-EC THRY | HADJINICHAL |
| 2167 | ECON 517 | A | 5 | > | M W F | 900-1020 | MED | 242 | FOUNDATNS ECON ANAL | ZILBERBERG,E |
| >>>> | ECON 532 | A | 3 | > | M W | 1030-1200 | SAV | 142 | REGULATORY THEORY W/PB AF 532 A | SERBER |
| 2169 | ECON 533 | A | 3 | > | T TH | 130-300 | CHU | 232 | PRICE POL & IND ORG | LEFFLER,K. |
| 2170 | ECON 541 | A | 3 | > | M W | 130-300 | SMI | 407 | LABOR ECONOMICS | HASHIMOTO,M. |
| 2171 | ECON 550 | A | 3 | > | M W | 330-500 | SMI | 313 | PUBLIC FINANCE I | HALVORSEN,R. |
| 2172 | ECON 573 | A | 3 | > | M W | 1230-200 | SAV | 314 | INTL ECONRL POLICY | MDNG |
| 2173 | ECON 580 | A | 3 | > | M W F | 1030-1200 | SAV | 316 | ECONOMETRICS I | KOENIG,E. |
| 2174 | ECON 585 | A | 3 | > | T TH | 330-500 | SAV | 151 | TOPICS ECONOMETRICS | EDLEFSEN,L. |
| 2175 | ECON 591 | A | 3 | > | T TH | 330-500 | PAR | 134B | THEOR ISUE ECON DVL | RANNEY,S. |
| >>>> | ECON 600 | A | VAR | > | ARR | - | * | * | INDEPNMT STDY/RSCH CR/NC ONLY ENTRY CARDS SAV 307 | BRONN,G. BARZEL |
| >>>> | ECON 600 | B | VAR | > | ARR | - | * | * | ENTRY CARDS SAV 307 | |
| >>>> | ECON 600 | C | VAR | > | ARR | - | * | * | CR/NC ONLY ENTRY CARDS SAV 307 | HALVORSEN,R. |
| >>>> | ECON 601 | A | 3-9 | > | ARR | - | * | * | INTERNSHIP CR/NC ONLY ENTRY CARDS SAV 307 | HALVORSEN,R. |
| >>>> | ECON 600 | A | VAR | > | ARR | - | * | * | DOCTORAL DISSERTATN CR/NC ONLY ENTRY CARDS SAV 307 | |

ENGLISH

| | | | | | | | | | | |
|------|----------|----|---|---|-------|----------|-----|-----|---|--|
| >>>> | ENGL 100 | AA | 0 | > | MTWTF | 830-920 | MED | 235 | INTERMEDIATE ESL CR/NC ONLY ENTRY CARDS PAR 323 INT READING & WRITING ENGL AS SECOND LANG NC,SPECIAL FEE | |
| >>>> | ENGL 100 | AB | 0 | > | MTWTF | 830-920 | MED | 245 | CR/NC ONLY ENTRY CARDS PAR 323 INT READING & WRITING ENGL AS SECOND LANG NC,SPECIAL FEE | |
| >>>> | ENGL 100 | AD | 0 | > | MTWTF | 830-920 | MED | 252 | CR/NC ONLY ENTRY CARDS PAR 323 INT READING & WRITING ENGL AS SECOND LANG NC,SPECIAL FEE | |
| >>>> | ENGL 100 | BA | 0 | > | MTWTF | 1230-120 | MED | 246 | CR/NC ONLY ENTRY CARDS PAR 323 INT LISTENING & SPEAKING ENGLISH AS SECOND LANG NC,SPECIAL FEE | |
| >>>> | ENGL 100 | BB | 0 | > | MTWTF | 1230-120 | MED | 245 | CR/NC ONLY ENTRY CARDS PAR 323 INT LISTENING & SPEAK ENGL AS SECOND LANG NC,SPECIAL FEE | |
| >>>> | ENGL 101 | AA | 0 | > | MTWTF | 830-920 | MED | 251 | HI-INTERMEDIATE ESL CR/NC ONLY ENTRY CARDS PAR 323 INT READING & WRITING NC,SPECIAL FEE | |
| >>>> | ENGL 101 | AB | 0 | > | MTWTF | 830-920 | MED | 249 | ENGLISH AS SECOND LANG CR/NC ONLY ENTRY CARDS PAR 323 INT/INT READING & WRIT ENGL AS SECOND LANG NC,SPECIAL FEE | |

ECONOMICS

| | | | | | | | | | | |
|------|----------|----|----|---|-------|-----------|-----|-----|--------------------|-----------|
| 2078 | ECON 100 | A | 5 | > | MTWTF | 830-920 | SAV | 335 | PRINCIPLES OF ECON | |
| 2079 | ECON 100 | B | 5 | > | MTWTF | 830-920 | SAV | 314 | | |
| 2080 | ECON 100 | C | 5 | > | MTWTF | 930-1020 | SAV | 142 | | |
| 2081 | ECON 100 | D | 5 | > | MTWTF | 930-1020 | SAV | 335 | | |
| 2082 | ECON 100 | E | 5 | > | MTWTF | 1030-1120 | SAV | 335 | | |
| 2083 | ECON 100 | F | 5 | > | MTWTF | 1030-1120 | SAV | 314 | | |
| 2084 | ECON 100 | U | 5 | > | T TH | 700-920 P | SAV | 314 | | |
| 2085 | ECON 200 | A | 5 | > | M W | 230-350 | RNE | 130 | INTRO MICROECON | THOMAS,R. |
| 2086 | ECON 200 | AA | QZ | > | T TH | 830-920 | DEM | 304 | | |
| 2087 | ECON 200 | AB | QZ | > | T TH | 830-920 | GUC | 306 | | |
| 2088 | ECON 200 | AC | QZ | > | T TH | 830-920 | JHN | 223 | | |
| 2089 | ECON 200 | AD | QZ | > | T TH | 830-920 | BLM | 309 | | |
| 2090 | ECON 200 | AE | QZ | > | T TH | 930-1020 | AND | 223 | | |
| 2091 | ECON 200 | AF | QZ | > | T TH | 930-1020 | RAG | 154 | | |
| 2092 | ECON 200 | AG | QZ | > | T TH | 930-1020 | EED | 322 | | |
| 2093 | ECON 200 | AH | QZ | > | T TH | 930-1020 | JHA | 110 | | |
| 2094 | ECON 200 | AI | QZ | > | T TH | 1030-1120 | BLM | 312 | | |
| 2095 | ECON 200 | AJ | QZ | > | T TH | 1030-1120 | SAV | 131 | | |
| 2096 | ECON 200 | AK | QZ | > | T TH | 1130-1220 | JHA | 110 | | |
| 2097 | ECON 200 | AL | QZ | > | T TH | 1130-1220 | SMS | 038 | | |
| 2098 | ECON 200 | AM | QZ | > | T TH | 1030-1120 | JHN | 223 | | |
| 2099 | ECON 200 | BA | QZ | > | T TH | 1130-1220 | SMS | 032 | | |
| 2100 | ECON 200 | BB | QZ | > | T TH | 1230-120 | DEM | 311 | | |

W = WRITING COURSE MEETING A & B REQUIREMENT. H = HONORS. # = "PERMISSION SIGNATURE". * = NEW COURSE (SEE FRONT OF TIME SCHEDULE).
 >>> ENROLLMENT IN THIS SECTION IS LIMITED AND STUDENTS MUST OBTAIN ENTRY CARDS. THE SCHEDULE LINE NUMBER IS PRINTED ON THE ENTRY CARD AND MUST BE MARKED ON THE O-SCAN REGISTRATION FORM. BOTH THE O-SCAN FORM AND CARD MUST BE TURNED IN TO REGISTER.

W = WRITING COURSE MEETING A & B REQUIREMENT. H = HONORS. # = "PERMISSION SIGNATURE". * = NEW COURSE (SEE FRONT OF TIME SCHEDULE).
 >>> ENROLLMENT IN THIS SECTION IS LIMITED AND STUDENTS MUST OBTAIN ENTRY CARDS. THE SCHEDULE LINE NUMBER IS PRINTED ON THE ENTRY CARD AND MUST BE MARKED ON THE O-SCAN REGISTRATION FORM. BOTH THE O-SCAN FORM AND CARD MUST BE TURNED IN TO REGISTER.

COLLEGE OF ARTS AND SCIENCES

| Sched. Line No. | DEPARTMENT | COURSE | TERM | SECTION | CREDITS | W | R | M | T | W | F | TIME | | LOCATION | TITLE AND REMARKS | INSTRUCTOR |
|-----------------|------------|--------|------|---------|---------|---|---|---|---|---|---|-------|-----------|----------|--|------------|
| | | | | | | | | | | | | Day | Hour | | | |
| >>>> | ENGL 101 | AC | | 0 | > | | | | | | | MTWTF | 030-920 | MEB 248 | CR/NC ONLY ENTRY CARDS PAR 323 W/INT READING & WRIT ENGL AS SECOND LANG NC, SPECIAL FEE | |
| >>>> | ENGL 101 | BA | | 0 | > | | | | | | | MTWTF | 1230-120 | MEB 237 | CR/NC ONLY ENTRY CARDS PAR 323 W/INT LISTEN & SPEAK ENGL AS SPECIAL LANG NC, SPECIAL FEE | |
| >>>> | ENGL 101 | BB | | 0 | > | | | | | | | MTWTF | 1230-120 | MEB 6006 | ENGLISH AS SECOND LANG CR/NC ONLY ENTRY CARDS PAR 323 W/INT LISTEN & SPEAK ENGL AS SPECIAL LANG NC, SPECIAL FEE | |
| >>>> | ENGL 101 | BC | | 0 | > | | | | | | | MTWTF | 1230-120 | LOW 222 | CR/NC ONLY ENTRY CARDS PAR 323 W/INT LISTEN & SPEAK ENGL AS SECOND LANG NC, SPECIAL FEE | |
| >>>> | ENGL 101 | BD | | 0 | > | | | | | | | MTWTF | 1230-120 | LOW 219 | CR/NC ONLY ENTRY CARDS PAR 323 W/INT LISTEN & SPEAK ENGL AS SECOND LANG NC, SPECIAL LANG | |
| >>>> | ENGL 102 | A | | 0 | > | | | | | | | MTWTF | 030-920 | MEB 247 | ESL ADV READ/WRIT CR/NC ONLY ENTRY CARDS PAR 323 ADV-READING & WRITING NC, SPECIAL FEE | |
| >>>> | ENGL 102 | B | | 0 | > | | | | | | | MTWTF | 030-920 | MEB 237 | ENGLISH AS SECOND LANG CR/NC ONLY ENTRY CARDS PAR 323 ADV READING & WRIT ENGL AS SECOND LANG NC, SPECIAL FEE | |
| >>>> | ENGL 102 | C | | 0 | > | | | | | | | MTWTF | 030-920 | MEB 234 | CR/NC ONLY ENTRY CARDS PAR 323 ADV READING & WRIT ENGL AS SECOND LANG NC, SPECIAL FEE | |
| >>>> | ENGL 102 | D | | 0 | > | | | | | | | MTWTF | 030-920 | MEB 102 | CR/NC ONLY ENTRY CARDS PAR 323 ADV READING & WRIT ENGL AS SECOND LANG NC, SPECIAL FEE | |
| >>>> | ENGL 103 | A | | 5 | > | | | | | | | MTWTF | 030-920 | SMI 109 | ESL FOR EOP CR/NC ONLY ENTRY CARDS PDL A11 ESL FOR EOP STUDENTS | |
| >>>> | ENGL 103 | B | | 5 | > | | | | | | | MTWTF | 030-920 | SAV 151 | CR/NC ONLY ENTRY CARDS PDL A11 ESL FOR EOP STUDENTS | |
| >>>> | ENGL 103 | C | | 5 | > | | | | | | | MTWTF | 1130-1220 | LOW 114 | CR/NC ONLY ENTRY CARDS PDL A11 ESL FOR EOP STUDENTS | |
| >>>> | ENGL 103 | D | | 5 | > | | | | | | | MTWTF | 1130-1220 | MEB 6005 | CR/NC ONLY ENTRY CARDS PDL A11 ESL FOR EOP STUDENTS | |
| >>>> | ENGL 104 | A | | 5 | > | | | | | | | MTWTF | 030-920 | SMI 313 | INTRODUCTORY COMP ENTRY CARDS PDL A11 EOP STUDENTS ONLY PLUS ONE HOUR * | |
| >>>> | ENGL 104 | B | | 5 | > | | | | | | | MTWTF | 030-920 | MEB 243 | ENTRY CARDS PDL A11 PLUS ONE HOUR * | |
| >>>> | ENGL 104 | C | | 5 | > | | | | | | | MTWTF | 930-1020 | MEB 234 | EOP STUDENTS ONLY ENTRY CARDS PDL A11 PLUS ONE HOUR * | |
| >>>> | ENGL 104 | D | | 5 | > | | | | | | | MTWTF | 930-1020 | MEB 243 | EOP STUDENTS ONLY ENTRY CARDS PDL A11 PLUS ONE HOUR * | |
| >>>> | ENGL 104 | E | | 5 | > | | | | | | | MTWTF | 930-1020 | SIG 224 | EOP STUDENTS ONLY ENTRY CARDS PDL A11 PLUS ONE HOUR * | |
| >>>> | ENGL 104 | F | | 5 | > | | | | | | | MTWTF | 1030-1120 | SIG 224 | EOP STUDENTS ONLY ENTRY CARDS PDL A11 PLUS ONE HOUR * | |
| >>>> | ENGL 104 | G | | 5 | > | | | | | | | MTWTF | 1030-1120 | BLM 409 | EOP STUDENTS ONLY ENTRY CARDS PDL A11 PLUS ONE HOUR * | |
| >>>> | ENGL 104 | H | | 5 | > | | | | | | | MTWTF | 1030-1120 | MEB 252 | EOP STUDENTS ONLY ENTRY CARDS PDL A11 PLUS ONE HOUR * | |
| >>>> | ENGL 104 | I | | 5 | > | | | | | | | MTWTF | 1130-1220 | MEB 247 | EOP STUDENTS ONLY ENTRY CARDS PDL A11 PLUS ONE HOUR * | |

| Sched. Line No. | DEPARTMENT | COURSE | TERM | SECTION | CREDITS | W | R | M | T | W | F | TIME | | LOCATION | TITLE AND REMARKS | INSTRUCTOR |
|-----------------|------------|--------|------|---------|---------|---|---|---|---|---|---|-------|------------|----------|--|------------|
| | | | | | | | | | | | | Day | Hour | | | |
| 2237 | ENGL | 121 | I | 5 | | | | | | | | MTWTH | 1230-120 | SMI 105 | FRESH-SOPH ONLY PLUS ONE HOUR * | |
| 2238 | ENGL | 121 | J | 5 | | | | | | | | MTWTH | 1230-120 | SMI 313 | NO AUDITORS FRESH-SOPH ONLY PLUS ONE HOUR * | HALE, C. |
| 2239 | ENGL | 121 | K | 5 | | | | | | | | MTWTH | 130-220 | MEB 251 | NO AUDITORS FRESH-SOPH ONLY PLUS ONE HOUR * | |
| 2240 | ENGL | 121 | U | 5 | | | | | | | | H M | 630-850 PM | MEB 6005 | NO AUDITORS FRESH-SOPH ONLY PLUS ONE HOUR * | |
| 2241 | ENGL | 170 | A | 5 | | | | | | | | MTWTH | 930-1020 | SAV 315 | SENTENCE STRATEGIES FRESH-SOPH ONLY NO AUDITORS PERM OF INSTR SCHUSTER REQUIRED FOR ALL SECTIONS OF ENGL 170 AFTER WED 2ND WEEK OF THE QUARTER CR/NC ONLY FRESH-SOPH ONLY | |
| 2242 | ENGL | 170 | B | 5 | | | | | | | | MTWTH | 1030-1120 | SAV 315 | NO AUDITORS CR/NC ONLY FRESH-SOPH ONLY | |
| 2243 | ENGL | 170 | C | 5 | | | | | | | | MTWTH | 1230-120 | SAV 315 | NO AUDITORS CR/NC ONLY FRESH-SOPH ONLY | |
| 2244 | ENGL | 170 | D | 5 | | | | | | | | MTWTH | 130-220 | SAV 315 | NO AUDITORS CR/NC ONLY FRESH-SOPH ONLY | |
| 2245 | ENGL | 101 | AA | 5 | | | | | | | | MTWTH | 030-920 | DEN 217 | EXPOS WRITING FRESH-SOPH ONLY PLUS ONE HOUR * | |
| 2246 | ENGL | 101 | AB | 5 | | | | | | | | MTWTH | 030-920 | DEN 316 | NO AUDITORS PERM OF INSTR SCHUSTER ONLY AFTER WED 2ND WEEK OF QUARTER FRESH-SOPH ONLY PLUS ONE HOUR * | |
| 2247 | ENGL | 101 | AC | 5 | | | | | | | | MTWTH | 030-920 | PAR 222 | NO AUDITORS FRESH-SOPH ONLY PLUS ONE HOUR * | |
| 2248 | ENGL | 101 | AD | 5 | | | | | | | | MTWTH | 030-920 | SMI 407 | NO AUDITORS FRESH-SOPH ONLY PLUS ONE HOUR * | |
| 2249 | ENGL | 101 | AE | 5 | | | | | | | | MTWTH | 030-920 | SMI 305 | NO AUDITORS FRESH-SOPH ONLY | |
| 2250 | ENGL | 101 | AF | 5 | | | | | | | | MTWTH | 030-920 | SMI 105 | PLUS ONE HOUR * | |
| 2251 | ENGL | 101 | AG | 5 | | | | | | | | MTWTH | 030-920 | SAV 243 | NO AUDITORS FRESH-SOPH ONLY PLUS ONE HOUR * | |
| 2252 | ENGL | 101 | AH | 5 | | | | | | | | MTWTH | 930-1020 | LOW 220 | NO AUDITORS FRESH-SOPH ONLY PLUS ONE HOUR * | |
| 2253 | ENGL | 101 | AI | 5 | | | | | | | | MTWTH | 930-1020 | LOW 218 | NO AUDITORS FRESH-SOPH ONLY PLUS ONE HOUR * | |
| 2254 | ENGL | 101 | AJ | 5 | | | | | | | | MTWTH | 930-1020 | RDD 203A | NO AUDITORS FRESH-SOPH ONLY PLUS ONE HOUR * | |
| 2255 | ENGL | 101 | AK | 5 | | | | | | | | MTWTH | 930-1020 | HUT 211 | NO AUDITORS FRESH-SOPH ONLY PLUS ONE HOUR * | |
| 2256 | ENGL | 101 | AL | 5 | | | | | | | | MTWTH | 930-1020 | NLR 316 | NO AUDITORS FRESH-SOPH ONLY PLUS ONE HOUR * | |
| 2257 | ENGL | 101 | AM | 5 | | | | | | | | MTWTH | 930-1020 | NLR 302B | NO AUDITORS FRESH-SOPH ONLY PLUS ONE HOUR * | |
| 2258 | ENGL | 101 | BA | 5 | | | | | | | | MTWTH | 930-1020 | MEB 252 | NO AUDITORS FRESH-SOPH ONLY PLUS ONE HOUR * | |
| 2259 | ENGL | 101 | BB | 5 | | | | | | | | MTWTH | 930-1020 | MEB 249 | NO AUDITORS FRESH-SOPH ONLY PLUS ONE HOUR * | |
| 2260 | ENGL | 101 | BC | 5 | | | | | | | | MTWTH | 1030-1120 | MEB 246 | NO AUDITORS FRESH-SOPH ONLY PLUS ONE HOUR * | |
| 2261 | ENGL | 101 | BD | 5 | | | | | | | | MTWTH | 1030-1120 | MEB 245 | NO AUDITORS FRESH-SOPH ONLY PLUS ONE HOUR * | |
| 2262 | ENGL | 101 | BE | 5 | | | | | | | | MTWTH | 1030-1120 | MEB 243 | NO AUDITORS FRESH-SOPH ONLY PLUS ONE HOUR * | |

| | | | | | | | | | |
|------|----------|---|---|---|-------|-----------|----------|--|--|
| >>>> | ENGL 104 | J | 5 | > | MTWTH | 1130-1220 | MEB 246 | ENTRY CARDS POL A11 PLUS ONE HOUR * EOP STUDENTS ONLY | |
| >>>> | ENGL 104 | K | 5 | > | MTWTH | 1130-1220 | MEB 243 | ENTRY CARDS POL A11 PLUS ONE HOUR * EOP STUDENTS ONLY | |
| 2212 | ENGL 111 | A | 5 | | MTWTH | 830-920 | SAV 341 | WRITING ABOUT LIT FRESH-SOPH ONLY PLUS ONE HOUR * NO AUDITORS PERM OF INSTR SCHUSTER REQUIRED FOR ALL SECTIONS OF ENGL 111 AFTER MED 2ND WEEK OF THE QUARTER | |
| 2213 | ENGL 111 | B | 5 | | MTWTH | 830-920 | DEN 306 | FRESH-SOPH ONLY PLUS ONE HOUR * NO AUDITORS | |
| 2214 | ENGL 111 | C | 5 | | MTWTH | 830-920 | DEN 317 | FRESH-SOPH ONLY PLUS ONE HOUR * NO AUDITORS | |
| 2215 | ENGL 111 | D | 5 | | MTWTH | 930-1020 | MEB 251 | FRESH-SOPH ONLY PLUS ONE HOUR * NO AUDITORS | |
| 2216 | ENGL 111 | E | 5 | | MTWTH | 930-1020 | JMA 111 | FRESH-SOPH ONLY PLUS ONE HOUR * NO AUDITORS | |
| 2217 | ENGL 111 | F | 5 | | MTWTH | 930-1020 | LOW 113 | FRESH-SOPH ONLY PLUS ONE HOUR * NO AUDITORS | |
| 2218 | ENGL 111 | G | 5 | | MTWTH | 930-1020 | MEB 248 | FRESH-SOPH ONLY PLUS ONE HOUR * NO AUDITORS | |
| 2219 | ENGL 111 | H | 5 | | MTWTH | 1030-1120 | MEB 247 | FRESH-SOPH ONLY PLUS ONE HOUR * NO AUDITORS | |
| 2220 | ENGL 111 | I | 5 | | MTWTH | 1030-1120 | MEB 248 | FRESH-SOPH ONLY PLUS ONE HOUR * NO AUDITORS | |
| 2221 | ENGL 111 | J | 5 | | MTWTH | 1030-1120 | MEB 251 | FRESH-SOPH ONLY PLUS ONE HOUR * NO AUDITORS | |
| 2222 | ENGL 111 | K | 5 | | MTWTH | 1130-1220 | MEB 252 | FRESH-SOPH ONLY PLUS ONE HOUR * NO AUDITORS | |
| 2223 | ENGL 111 | L | 5 | | MTWTH | 1130-1220 | THO 235 | FRESH-SOPH ONLY PLUS ONE HOUR * NO AUDITORS | |
| 2224 | ENGL 111 | M | 5 | | MTWTH | 1130-1220 | PAR 110 | FRESH-SOPH ONLY PLUS ONE HOUR * NO AUDITORS | |
| 2225 | ENGL 111 | N | 5 | | MTWTH | 1230-120 | MEB 252 | FRESH-SOPH ONLY PLUS ONE HOUR * NO AUDITORS | |
| 2226 | ENGL 111 | O | 5 | | MTWTH | 1230-120 | MEB 6009 | FRESH-SOPH ONLY PLUS ONE HOUR * NO AUDITORS | |
| 2227 | ENGL 111 | P | 5 | | MTWTH | 130-220 | MEB 245 | FRESH-SOPH ONLY PLUS ONE HOUR * NO AUDITORS | |
| 2228 | ENGL 111 | Q | 5 | | MTWTH | 1230-120 | SMI 305 | FRESH-SOPH ONLY PLUS ONE HOUR * NO AUDITORS | |
| 2229 | ENGL 121 | A | 5 | | MTWTH | 830-920 | LOW 106 | ISSUES, TOPICS, MODES FRESH-SOPH ONLY PLUS ONE HOUR * NO AUDITORS PERM OF INSTR SCHUSTER REQUIRED FOR ALL SECTIONS OF ENGL 121 AFTER MED 2ND WEEK OF THE QUARTER | |
| 2230 | ENGL 121 | B | 5 | | MTWTH | 830-920 | MLR 302E | FRESH-SOPH ONLY PLUS ONE HOUR * NO AUDITORS | |
| 2231 | ENGL 121 | C | 5 | | MTWTH | 930-1020 | LOW 115 | FRESH-SOPH ONLY PLUS ONE HOUR * NO AUDITORS | |
| 2232 | ENGL 121 | D | 5 | | MTWTH | 930-1020 | SMI 113 | FRESH-SOPH ONLY PLUS ONE HOUR * NO AUDITORS | |
| 2233 | ENGL 121 | E | 5 | | MTWTH | 930-1020 | LOW 201 | FRESH-SOPH ONLY PLUS ONE HOUR * NO AUDITORS | |
| 2234 | ENGL 121 | F | 5 | | MTWTH | 1030-1120 | MEB 250 | FRESH-SOPH ONLY PLUS ONE HOUR * NO AUDITORS | |
| 2235 | ENGL 121 | G | 5 | | MTWTH | 1030-1120 | MEB 249 | FRESH-SOPH ONLY PLUS ONE HOUR * NO AUDITORS | |
| 2236 | ENGL 121 | H | 5 | | MTWTH | 1130-1220 | DEN 304 | FRESH-SOPH ONLY PLUS ONE HOUR * NO AUDITORS | |

| | | | | | | | | | |
|------|----------|----|---|---|-------|------------|----------|--|----------------|
| 2263 | ENGL 101 | BF | 5 | | MTWTH | 1030-1120 | MEB 234 | FRESH-SOPH ONLY PLUS ONE HOUR * NO AUDITORS | |
| 2264 | ENGL 101 | BG | 5 | | MTWTH | 1130-1220 | PAR 222 | FRESH-SOPH ONLY PLUS ONE HOUR * NO AUDITORS | |
| 2265 | ENGL 101 | BH | 5 | | MTWTH | 1130-1220 | MLR 316 | FRESH-SOPH ONLY PLUS ONE HOUR * NO AUDITORS | |
| 2266 | ENGL 101 | BI | 5 | | MTWTH | 1130-1220 | PAR 221 | FRESH-SOPH ONLY PLUS ONE HOUR * NO AUDITORS | |
| 2267 | ENGL 101 | BJ | 5 | | MTWTH | 1130-1220 | SAV 341 | FRESH-SOPH ONLY PLUS ONE HOUR * NO AUDITORS | |
| 2268 | ENGL 101 | BK | 5 | | MTWTH | 1130-1220 | SAV 241 | FRESH-SOPH ONLY PLUS ONE HOUR * NO AUDITORS | |
| 2269 | ENGL 101 | BL | 5 | | MTWTH | 1130-1220 | SAV 125 | FRESH-SOPH ONLY PLUS ONE HOUR * NO AUDITORS | |
| 2270 | ENGL 101 | BM | 5 | | MTWTH | 1130-1220 | SMI 107 | FRESH-SOPH ONLY PLUS ONE HOUR * NO AUDITORS | |
| 2271 | ENGL 101 | CA | 5 | | MTWTH | 1130-1220 | MEB 251 | FRESH-SOPH ONLY PLUS ONE HOUR * NO AUDITORS | |
| 2272 | ENGL 101 | CE | 5 | | MTWTH | 1130-1220 | MEB 250 | FRESH-SOPH ONLY PLUS ONE HOUR * NO AUDITORS | |
| 2273 | ENGL 101 | CC | 5 | | MTWTH | 1130-1220 | MEB 248 | FRESH-SOPH ONLY PLUS ONE HOUR * NO AUDITORS | |
| 2274 | ENGL 101 | CD | 5 | | MTWTH | 1230-120 | SMI 311 | FRESH-SOPH ONLY PLUS ONE HOUR * NO AUDITORS | |
| 2275 | ENGL 101 | CE | 5 | | MTWTH | 1230-120 | SMI 307 | FRESH-SOPH ONLY PLUS ONE HOUR * NO AUDITORS | |
| 2276 | ENGL 101 | CF | 5 | | MTWTH | 1230-120 | SMI 115 | FRESH-SOPH ONLY PLUS ONE HOUR * NO AUDITORS | |
| 2277 | ENGL 101 | CG | 5 | | MTWTH | 1230-120 | MEB 250 | FRESH-SOPH ONLY PLUS ONE HOUR * NO AUDITORS | |
| 2278 | ENGL 101 | CH | 5 | | MTWTH | 1230-120 | MEB 247 | FRESH-SOPH ONLY PLUS ONE HOUR * NO AUDITORS | |
| 2279 | ENGL 101 | CI | 5 | | MTWTH | 130-220 | MEB 247 | FRESH-SOPH ONLY PLUS ONE HOUR * NO AUDITORS | |
| 2280 | ENGL 197 | A | 5 | W | MTWTH | 1230-120 | LOW 220 | WRITING/HUR CONCUR ENROLLMENT IN ART HISTORY 202A PLUS ONE HOUR | HATCH, D. |
| 2281 | ENGL 198 | A | 5 | W | MTWTH | 930-1020 | PAR 223E | WRITING/SOC SCI CONCUR ENROLLMENT IN ANTHRO 202A PLUS ONE HOUR | FARRELL, E. |
| 2282 | ENGL 198 | B | 5 | W | MTWTH | 830-920 | SAV 132 | CONCUR ENROLLMENT IN MST 111A PLUS ONE HOUR | ROTH, R.A. |
| 2283 | ENGL 198 | C | 5 | W | MTWTH | 1030-1120 | SIG 225 | CONCUR ENROLLMENT IN MST 111A PLUS ONE HOUR | TANGNEY, T. |
| 2284 | ENGL 198 | D | 5 | W | MTWTH | 930-1020 | MEB 247 | CONCUR ENROLLMENT IN POL SCI 101A PLUS ONE HOUR | TANGNEY, T.-J. |
| 2285 | ENGL 198 | E | 5 | W | MTWTH | 1030-1120 | PAR 223E | CONCUR ENROLLMENT IN POL SCI 101A PLUS ONE HOUR | |
| 2286 | ENGL 198 | F | 5 | W | MTWTH | 1230-120 | LOW 218 | CONCUR ENROLLMENT IN SIS 200A PLUS ONE HOUR | |
| 2287 | ENGL 198 | G | 5 | W | MTWTH | 930-1020 | MEB 246 | CONCUR ENROLLMENT IN SOC 110A PLUS ONE HOUR | MORRIS, D. |
| 2288 | ENGL 198 | H | 5 | W | MTWTH | 1230-120 | MEB 102 | CONCUR ENROLLMENT IN SOC 110A PLUS ONE HOUR | |
| | | | | | | | | * GENERAL STUDIES OFFERS WRITING COURSES LINKED WITH LECTURE COURSES IN VARIOUS DEPARTMENTS. SEE G ST AND CIS LISTINGS | |
| 2289 | ENGL 200 | A | 5 | W | W F | 830-920 | SMI 405 | READING LITERATURE PLUS 2 HR WEEK | DUBLOP |
| 2290 | ENGL 200 | B | 5 | W | W F | 1030-1120 | LOW 105 | PLUS 2 HR WEEK | |
| 2291 | ENGL 200 | C | 5 | W | W F | 1130-1220 | MLR 302A | PLUS 2 HR WEEK | BUTWIN |
| 2292 | ENGL 200 | D | 5 | W | W F | 1230-120 | SAV 243 | PLUS 2 HR WEEK | |
| 2293 | ENGL 200 | U | 5 | W | T H | 700-920 PM | MEB 6009 | PLUS 2 HR WEEK | |
| 2294 | ENGL 201 | A | 5 | W | W F | 930-1020 | SMI 313 | WRITERS & WORKS PLUS 2 HR WEEK | WATKINS, E. |
| 2295 | ENGL 201 | B | 5 | W | W F | 1030-1120 | MLR 302A | PLUS 2 HR WEEK | |

W - WRITING COURSE MEETING A & B REQUIREMENT H - HONORS * - PERMISSION SIGNATURE % - NEW COURSE (SEE FRONT OF THE SCHEDULE)
 >>> ENROLLMENT IN THIS SECTION IS LIMITED, AND STUDENTS MUST OBTAIN ENTRY CARDS, THE SCHEDULE LINE NUMBER IS PRINTED ON THE ENTRY CARD AND MUST BE MARKED ON THE OP-SCAN REGISTRATION FORM, BOTH THE OP-SCAN FORM AND CARD MUST BE TURNED IN TO REGISTER.

W - WRITING COURSE MEETING A & B REQUIREMENT H - HONORS * - PERMISSION SIGNATURE % - NEW COURSE (SEE FRONT OF THE SCHEDULE)
 >>> ENROLLMENT IN THIS SECTION IS LIMITED, AND STUDENTS MUST OBTAIN ENTRY CARDS, THE SCHEDULE LINE NUMBER IS PRINTED ON THE ENTRY CARD AND MUST BE MARKED ON THE OP-SCAN REGISTRATION FORM, BOTH THE OP-SCAN FORM AND CARD MUST BE TURNED IN TO REGISTER.

COLLEGE OF ARTS AND SCIENCES

| Sched. Line No. | DEPARTMENT | COURSE | TERM | SECTION | CREDITS | W | T | R | M | F | TIME | | LOCATION | TITLE AND REMARKS | INSTRUCTOR |
|-----------------|------------|--------|------|---------|---------|---|---|---|---|---|------------|----------|---|-------------------|------------|
| | | | | | | | | | | | Day | Hour | | | |
| 2296 | ENGL | 202 | A | 5 | M | M | M | F | | | 1130-1220 | MEB 242 | GRT BKS MED & REN PLUS 2 HR WEEK | ALTIERI, J. | |
| 2297 | ENGL | 203 | A | 5 | M | M | M | F | | | 830-920 | SMI 311 | GRT BKS MOD PLUS 2 HR WEEK | SHAVIRO | |
| 2298 | ENGL | 203 | B | 5 | M | M | M | F | | | 930-1020 | SMI 311 | PLUS 2 HR WEEK | | |
| 2299 | ENGL | 203 | C | 5 | M | M | M | F | | | 1030-1120 | NLR 302B | PLUS 2 HR WEEK | | |
| 2300 | ENGL | 204 | A | 5 | M | M | M | F | | | 1030-1120 | LDW 106 | GRT BKS WORLD LIT PLUS 2 HR WEEK | HANDWERK | |
| 2301 | ENGL | 204 | B | 5 | M | M | M | F | | | 1030-1120 | BNS 117 | PLUS 2 HR WEEK | | |
| 2302 | ENGL | 204 | C | 5 | M | M | M | F | | | 1130-1220 | LDW 106 | PLUS 2 HR WEEKS | INGRAHAM | |
| 2303 | ENGL | 221 | A | 5 | M | M | M | F | | | 1030-1120 | SMI 405 | POPULAR LITERATURE PLUS 2 HR WEEK | PATTERSON | |
| 2304 | ENGL | 221 | B | 5 | M | M | M | F | | | 130-220 | SAV 341 | PLUS 2 HR WEEK | COLDENAY | |
| 2305 | ENGL | 221 | C | 5 | M | M | M | F | | | 130-220 | SMI 404 | PLUS 2 HR WEEK | | |
| 2306 | ENGL | 223 | A | 5 | M | M | M | F | | | 830-920 | SMI 307 | CHILDRENS LIT PLUS 2 HR WEEK | GRIFFITH, J. | |
| 2307 | ENGL | 223 | B | 5 | M | M | M | F | | | 1230-120 | SAV 127 | PLUS 2 HR WEEK | | |
| 2308 | ENGL | 231 | A | 5 | | | | | | | 830-920 | DEM 314 | SHAKESPEARE | DUNLOP | |
| 2309 | ENGL | 231 | B | 5 | | | | | | | 1030-1120 | HUY 116 | | WILLEFORD | |
| 2310 | ENGL | 231 | C | 5 | | | | | | | 1130-1220 | SAV 315 | | STEVICK | |
| 2311 | ENGL | 231 | D | 5 | | | | | | | 1230-120 | SAV 313 | | | |
| 2312 | ENGL | 267 | A | 5 | | | | | | | 830-920 | SAV 315 | INTRO TO AN LIT | PATTERSON | |
| 2313 | ENGL | 267 | B | 5 | | | | | | | 830-920 | SAV 216 | | | |
| 2314 | ENGL | 267 | C | 5 | | | | | | | 930-1020 | CMU 226 | | BRENNER | |
| 2315 | ENGL | 267 | D | 5 | | | | | | | 1230-120 | DEM 209 | | SILVER | |
| 2316 | ENGL | 267 | E | 5 | | | | | | | 130-220 | BLM 309 | | POSNOCK | |
| 2317 | ENGL | 267 | F | 5 | | | | | | | 230-320 | CMU 226 | | INGRAHAM | |
| 2318 | ENGL | 271 | A | 5 | | | | | | | 830-920 | LDW 114 | INTERMED EXPOS WRIT PLUS 2 HR WK * NO AUDITORS | ABRAMS | |
| 2319 | ENGL | 271 | B | 5 | | | | | | | 830-920 | LDW 116 | PRIORITY SOPH, SENIORS JUNIOR, FRESHMAN PLUS 2 HRS WK * NO AUDITORS | | |
| 2320 | ENGL | 271 | C | 5 | | | | | | | 930-1020 | EED 218 | PRIORITY SOPH, SENIORS JUNIOR, FRESHMAN PLUS 2 HRS WK * NO AUDITORS | BLAKE | |
| 2321 | ENGL | 271 | D | 5 | | | | | | | 130-220 | DEM 205 | PRIORITY SOPH, SENIORS JUNIOR, FRESHMAN PLUS 2 HRS WK * NO AUDITORS | | |
| 2322 | ENGL | 271 | E | 5 | | | | | | | 930-1020 | EED 318 | PRIORITY SOPH, SENIORS JUNIOR, FRESHMAN PLUS 2 HRS WK * NO AUDITORS | | |
| 2323 | ENGL | 271 | F | 5 | | | | | | | 1030-1120 | MEB 237 | PRIORITY SOPH, SENIORS JUNIOR, FRESHMAN PLUS 2 HRS WK * NO AUDITORS | | |
| 2324 | ENGL | 271 | G | 5 | | | | | | | 1030-1120 | MOR 331 | PRIORITY SOPH, SENIORS JUNIOR, FRESHMAN PLUS 2 HRS WK * NO AUDITORS | SMITH, E. | |
| 2325 | ENGL | 271 | H | 5 | | | | | | | 1030-1120 | EED 218 | PRIORITY SOPH, SENIORS JUNIOR, FRESHMAN PLUS 2 HRS WK * NO AUDITORS | STEWART, A. | |
| 2326 | ENGL | 271 | I | 5 | | | | | | | 1130-1220 | MEB 235 | PRIORITY SOPH, SENIORS JUNIOR, FRESHMAN PLUS 2 HRS WK * NO AUDITORS | | |
| 2327 | ENGL | 271 | J | 5 | | | | | | | 1130-1220 | MEB 237 | PRIORITY SOPH, SENIORS JUNIOR, FRESHMAN PLUS 2 HRS WK * NO AUDITORS | | |
| 2328 | ENGL | 271 | K | 5 | | | | | | | 230-320 | LDW 117 | PRIORITY SOPH, SENIORS JUNIOR, FRESHMAN PLUS 2 HRS WK * NO AUDITORS | | |
| 2329 | ENGL | 271 | L | 5 | | | | | | | 230-320 | LDW 118 | PRIORITY SOPH, SENIORS JUNIOR, FRESHMAN PLUS 2 HRS WK * NO AUDITORS | | |
| 2330 | ENGL | 274 | A | 5 | | | | | | | 1030-1120 | EED 316 | BEGIN VERSE WRITING PLUS 2 HRS WEEK * | BENTLEY | |
| 2331 | ENGL | 274 | B | 5 | | | | | | | 130-220 | NLR 316 | PLUS 2 HRS WK * | MC ELROY | |
| 2332 | ENGL | 274 | U | 5 | | | | | | | 700-920 PM | PAR 110 | ENTRY CARDS PDL A314 WITH ENGL 386, 422 U | BENTLEY, N. | |

| Sched. Line No. | DEPARTMENT | COURSE | TERM | SECTION | CREDITS | W | T | R | M | F | TIME | | LOCATION | TITLE AND REMARKS | INSTRUCTOR |
|-----------------|------------|--------|------|---------|---------|---|---|---|---|---|-------|------------|----------|---|----------------|
| | | | | | | | | | | | Day | Hour | | | |
| 2333 | ENGL | 386 | U | 5 | | | | | | | T TH | 700-920 PM | PAR 110 | ENTRY CARDS PDL A314 WITH 274, 422 U | BENTLEY, N. |
| 2334 | ENGL | 388 | A | 5 | | | | | | | M W F | 1030-1120 | SIG 223 | INT SHORT STRY WRIT ENTRY CARDS PDL A314 RECOMMENDED: 277 | |
| 2335 | ENGL | 388 | B | 5 | | | | | | | M W F | 130-220 | CMU 230 | ENTRY CARDS PDL A314 RECOMMEND: 277 | RUSS |
| 2336 | ENGL | 390 | A | 5 | | | | | | | MTWTF | 930-1020 | SAV 343 | ENGL LANG STUDY | LONGYEAR, C. |
| 2337 | ENGL | 391 | A | 5 | | | | | | | MTWTF | 930-1020 | SAV 316 | ENGLISH SYNTAX | STEWART |
| 2338 | ENGL | 407 | A | 5 | | | | | | | MTWTF | 1230-120 | SAV 316 | LITERARY MODERNISM | KARTIGANER, D. |
| 2339 | ENGL | 408 | A | 5 | | | | | | | MTWTF | 1130-1220 | SAV 343 | LIT & OTHER ARTS | ALTIERI, C. |
| 2380 | ENGL | 416 | A | 5 | | | | | | | MTWTF | 930-1020 | LDW 111 | AMERICAN FOLKLORE | SKEELS, D. R. |
| 2381 | ENGL | 421 | A | 5 | | | | | | | M W | 130-320 | LDW 116 | SPEC STUDIES WRIT RECOMMENDED: 271 OR 379 PLUS 2 HRS WK * | BRENNER |
| 2382 | ENGL | 422 | A | 5 | | | | | | | M W F | 1130-1220 | CMU 228 | ADV VERSE WRITING ENTRY CARDS PDL A314 RECOMMENDED: 386 WITH ENGL 386 A PLUS 2 HRS WEEK * | MC ELROY, C. |
| 2383 | ENGL | 422 | B | 5 | | | | | | | M W F | 130-220 | SAV 131 | ENTRY CARDS PDL A314 RECOMMENDED 386 WITH ENGL 386 B PLUS 2 HRS WK * | |
| 2384 | ENGL | 422 | U | 5 | | | | | | | T TH | 700-920 PM | PAR 110 | ENTRY CARDS PDL A314 RECOMMENDED ENGL 386 WITH 274, 386 U | BENTLEY, N. |
| 2385 | ENGL | 425 | A | 5 | | | | | | | M W F | 130-220 | LDW 111 | ADV SHORT STRY WRIT ENTRY CARDS PDL A314 RECOMMENDED: 388 PLUS 2 HRS WK * | JOHNSON |
| 2386 | ENGL | 427 | A | 5 | | | | | | | T TH | 130-320 | LDW 114 | NOVEL WRITING ENTRY CARDS PDL A314 PLUS 1 HOUR * | HUDSON |
| 2387 | ENGL | 441 | A | 5 | | | | | | | M W | 130-320 | SAV 243 | COMPOSITION PROCESS | IRNSCHER |
| 2388 | ENGL | 469 | A | 5 | | | | | | | MTWTF | 1230-120 | BLM 302 | SPEC STUDIES IN LIT | LONGYEAR |
| 2389 | ENGL | 490 | A | 3 | | | | | | | ARR | - | * * | MAJOR CONFERENCE ENTRY CARDS PDL-A101 | |
| 2390 | ENGL | 491 | A | 3 | | | | | | | ARR | - | * * | MAJOR CONFERENCE ENTRY CARDS PDL A101 | |
| 2391 | ENGL | 492 | A | 5 | | | | | | | F | 130-320 | SAV H250 | H-MAJOR CONF-HONORS ENTRY CARDS PDL A101 PLUS 3 HRS * | DURN |
| 2392 | ENGL | 493 | A | 3-5 | | | | | | | ARR | - | * * | ADV WRITING CONF ENTRY CARDS PDL A314 | |
| 2393 | ENGL | 494 | A | 3-5 | | | | | | | ARR | - | * * | ADV WRITING CONF ENTRY CARDS PDL A314 | |
| 2394 | ENGL | 496 | A | 1-6 | | | | | | | ARR | - | * * | INTERNSHIP CONF ONLY ENTRY CARDS PDL A-2-B | SEARLE, L. |
| 2395 | ENGL | 499 | A | 5 | | | | | | | M W | 130-320 | LDW 113 | HONORS SEMINAR ENTRY CARDS PDL A101 | FREY |
| 2396 | ENGL | 499 | B | 5 | | | | | | | T TH | 1030-1220 | PAR 134E | | GERSTENBERG |
| 2397 | ENGL | 500 | A | 5 | | | | | | | MTWTF | 1230-120 | SMI 318 | MEDIAEVAL LIT | MUSSETTER |
| 2398 | ENGL | 504 | A | 5 | | | | | | | T TH | 330-320 | MEB 235 | TEACHING COMP | GERE, A. |
| 2399 | ENGL | 507 | A | 5 | | | | | | | M W | 330-320 | MEB 6005 | LITERARY CRITICISM | SEARLE, L. |
| 2400 | ENGL | 513 | A | 5 | | | | | | | T TH | 130-320 | SMI 113 | SHAKESPEARE-CONTEMP | PALOMO, D. |
| 2401 | ENGL | 516 | A | 5 | | | | | | | M W | 1030-1220 | SMI 309 | CHAUCER | FONLER |
| 2402 | ENGL | 522 | A | 5 | | | | | | | T TH | 130-320 | LDW 115 | 17TH CENTURY LIT | VAN DEN BERG |
| 2403 | ENGL | 524 | A | 5 | | | | | | | T TH | 1030-1220 | PAR 135 | AMERICAN LITERATURE | SIMONSON |
| 2404 | ENGL | 531 | A | 5 | | | | | | | MTWTF | 930-1020 | SIG 225 | INTRO READ OLD ENGL | STEVICK, R. |
| 2405 | ENGL | 535 | A | 5 | | | | | | | T TH | 330-320 | PAR 131 | COMPARATIVE GRAMMAR | SMITH |

| | | | | | | | | | |
|------|----------|---|---|-------|------------|-----------|--|---|--------------|
| 2335 | ENGL 277 | A | 5 | M W F | 030-920 | LOW 111 | BEG SHORT STRY WRIT PLUS 2 HRS NK * | KOLPACOFF | |
| 2334 | ENGL 277 | B | 5 | M W F | 930-1020 | LOW 213 | PLUS 2 HRS NK * | | |
| 2335 | ENGL 277 | C | 5 | M W F | 1030-1120 | CHU 228 | PLUS 2 HRS NK * | JOHNSON | |
| 2336 | ENGL 277 | D | 5 | M W F | 1130-1220 | MEB 234 | PLUS 2 HRS NK * | | |
| 2337 | ENGL 300 | A | 5 | MTWTF | 930-1020 | THD 134 | CRITICAL READING | VANDENBERG | |
| 2338 | ENGL 301 | A | 5 | MTWTF | 1030-1120 | GLD 435 | ENGL LIT TO 1750 | LOCKWOOD | |
| 2339 | ENGL 309 | A | 5 | MTWTF | 830-920 | SAV 343 | BIBLE AS LITERATURE | FOWLER, D. | |
| 2340 | ENGL 309 | B | 5 | MTWTF | 1230-120 | DEM 212 | | BENTLEY, N. | |
| 2341 | ENGL 311 | A | 5 | MTWTF | 1130-1220 | SIG 325 | CHAUCER | VAUGHAN | |
| 2342 | ENGL 313 | A | 5 | MTWTF | 930-1020 | MUT 116 | ELIZABETHAN LIT | ALTIERI, J. | |
| 2343 | ENGL 314 | A | 5 | MTWTF | 1030-1120 | GUG 405 | SHAKESPEARE TO 1603 | STREIMBERGER | |
| 2344 | ENGL 315 | A | 5 | MTWTF | 1130-1220 | SAV 313 | SHAKESPEAR APT 1603 | FREY | |
| 2345 | ENGL 325 | A | 5 | MTWTF | 1230-120 | PAR 212 | AUGUSTAN LIT POPE, SHIFFT, ETC. | SALE | |
| 2346 | ENGL 327 | U | 5 | M W M | 700-920 PM | SAV 343 | RISE OF ENG NOVEL RICHARDSON, FIELDING AUSTEN, ETC. | PALOMO | |
| 2347 | ENGL 328 | A | 5 | MTWTF | 930-1020 | THD 325 | RISE OF AMER FIC | ABRAMS | |
| 2348 | ENGL 330 | A | 5 | MTWTF | 1030-1120 | EEB 108 | ROMANTIC AGE | SHAVIRD | |
| 2349 | ENGL 333 | A | 5 | MTWTF | 1030-1120 | EEB 322 | ENGLISH NOVEL DICKENS, THE BRONTES, ETC. | BUTWIN | |
| 2350 | ENGL 333 | B | 5 | MTWTF | 1130-1220 | EEB 108 | PICKENS, THE BRONTES ETC. | LOCKWOOD | |
| 2351 | ENGL 334 | A | 5 | MTWTF | 030-920 | SAV 316 | ENGL NOV LATER 19 C GEO, ELIOT, HARDY CONRAD, ETC | KORG | |
| 2352 | ENGL 334 | U | 5 | T TH | 700-920 PM | SAV 343 | | SILVER | |
| 2353 | ENGL 335 | A | 5 | M W | MTWTF | 1130-1220 | AND 008 | AGE OF VICTORIA | BLAKE |
| 2354 | ENGL 340 | A | 5 | MTWTF | 1230-120 | DEM 314 | MODERN NOVEL | HANDWERK | |
| 2355 | ENGL 342 | A | 5 | M W | MTWTF | 030-920 | SAV 313 | EARLY MOD ENGL LIT | GRIFFITH, M. |
| 2356 | ENGL 346 | A | 5 | MTWTF | 1130-1220 | SIG 323 | CRITICAL PRACTICE | ADAMS, H. SEARLE, L. | |
| 2357 | ENGL 351 | A | 5 | MTWTF | 1230-120 | SAV 343 | COLONIAL AMER LIT | SIMONSON | |
| 2358 | ENGL 352 | A | 5 | MTWTF | 930-1020 | PAR 310 | EARLY AM LIT EMERSON, THOREAU MELVILLE, ETC | GRIFFITH, J. | |
| 2359 | ENGL 353 | A | 5 | MTWTF | 1130-1220 | DEM 212 | AMER LIT LATER 19C THAIN, JAMES, DICKINSON | PHILLIPS | |
| 2360 | ENGL 354 | A | 5 | MTWTF | 930-1020 | DEM 314 | EARLY MOD AM LIT FAULKNER, HEMINGWAY FITZGERALD ETC | PHILLIPS, N. | |
| 2361 | ENGL 354 | B | 5 | MTWTF | 1130-1220 | BLM 309 | | WATRINS | |
| 2362 | ENGL 355 | A | 5 | M W | MTWTF | 1030-1120 | PAR 310 | CONTEMP AM LIT BELLOW, BARTH, ELLISON, ETC. | GRIFFITH, M. |
| 2363 | ENGL 370 | A | 5 | M W | MTWTF | 030-920 | MOR 234 | FANTASY | SMITH |
| 2364 | ENGL 370 | B | 5 | M W | MTWTF | 130-220 | SAV 343 | | |
| 2365 | ENGL 376 | A | 5 | MTWTF | 1230-120 | THD 134 | WOMEN WRITERS | KAPLAN, S. GERE, A. | |
| 2366 | ENGL 376 | B | 5 | MTWTF | 130-220 | SAV 316 | | | |
| 2367 | ENGL 379 | A | 5 | M W F | 930-1020 | EEB 329 | ADV EXPOSITORY WRIT PLUS 2 HOURS * PRIORITY SR, JR, SOPH, 5TH YR | | |
| 2368 | ENGL 379 | B | 5 | M W F | 1130-1220 | MEB 245 | PLUS 2 HOURS * PRIORITY SR, JR, SOPH, 5TH YR | SALE | |
| 2369 | ENGL 379 | C | 5 | M W F | 230-320 | SAV 131 | PLUS 2 HRS NK * PRIORITY SR, JR, SOPH 5TH YR | PALOMO | |
| 2370 | ENGL 382 | A | 5 | MTWTF | 1130-1220 | PAR 212 | NOVEL-SPEC STUDIES | WEBSTER | |
| >>>> | ENGL 386 | A | 5 | M W F | 1130-1220 | CHU 228 | INTERMED VERSE WRIT ENTRY CARDS PCL A314 RECOMMENDED: 274 WITH 422 A | MC ELROY, C. | |
| >>>> | ENGL 386 | B | 5 | M W F | 130-220 | SAV 131 | ENTRY CARDS PDL A314 WITH 422 B RECOMMENDED: 274 | | |

W - WRITING COURSE MEETING A & B REQUIREMENT H - HONORS * - PERMISSION SIGNATURE % - NEW COURSE (SEE FRONT OF TIME SCHEDULE)
 >>> ENROLLMENT IN THIS SECTION IS LIMITED AND STUDENTS MUST OBTAIN ENTRY CARDS. THE SCHEDULE LINE NUMBER IS PRINTED ON THE ENTRY CARD AND MUST BE MARKED ON THE OP-SCAN REGISTRATION FORM. BOTH THE OP-SCAN FORM AND CARD MUST BE TURNED IN TO REGISTER.

| | | | | | | | | | |
|---|-----------|---|-----|---------|-----------|----------|--|------------------------|--|
| 2400 | ENGL 536 | A | 5 | M W | 130-320 | LOW 115 | EARLY 19TH CENT LIT | ADAMS, H. | |
| 2401 | ENGL 541 | A | 5 | T TH | 1030-1220 | PAR 225 | VICTORIAN LIT | KORG | |
| 2402 | ENGL 548 | A | 5 | M W | 1030-1220 | BLM 416 | 20TH CENT LIT | ALLEN | |
| >>>> | ENGL 555 | A | 5 | M W | 330-520 | MEB 234 | TESL COLLOQUIUM ENTRY CARDS PDL A105 | TOLLEFSON, J. | |
| >>>> | ENGL 560 | A | 3 | ARR | - | * * | PRACTICUM IN TESL CR/NC ONLY ENTRY CARDS PDL A105 | TOLLEFSON | |
| >>>> | ENGL 584 | A | 5 | M W | 130-320 | LOW 114 | ADV FICT WORKSHOP ENTRY CARDS PDL A105 | HUDSON, L. | |
| >>>> | ENGL 585 | A | 5 | M W | 330-520 | MEB 102 | ADV POET WORKSHOP ENTRY CARDS PDL A105 | MAGDNER, D. | |
| >>>> | ENGL 586 | A | 5 | ARR | - | * * | GRAD WRITING CONF ENTRY CARDS PDL A105 | | |
| >>>> | ENGL 590 | A | 5 | ARR | - | * * | MASTERS ESSAY ENTRY CARDS PDL A105 | | |
| >>>> | ENGL 591 | A | 6 | ARR | - | * * | MASTERS ESSAY ENTRY CARDS PDL A105 | | |
| 2416 | ENGL 599 | A | 5 | M W | 130-320 | MEB 102 | SPEC STUDIES IN ENG | WEBSTER | |
| 2417 | ENGL 599 | B | 5 | T TH | 130-320 | SHI 309 | | ALTIERI, C. | |
| 2418 | ENGL 599 | C | 5 | T TH | 330-520 | PAR 133B | | POSMOCK | |
| >>>> | ENGL 600 | A | VAR | ARR | - | * * | INDEPENDNT STDY/RSCH ENTRY CARDS PDL A105 | | |
| 2420 | ENGL 601 | A | 3-9 | ARR | - | * * | INTERNSHIP CR/NC ONLY | SCHUSTER | |
| >>>> | ENGL 700 | A | VAR | ARR | - | * * | MASTERS THESIS ENTRY CARDS PDL A105 | | |
| >>>> | ENGL 800 | A | VAR | ARR | - | * * | DOCTORAL DISSERTATION ENTRY CARDS PDL A105 | | |
| ENVIRONMENTAL STUDIES | | | | | | | | | |
| 2423 | ENV S 101 | A | 5 | MTWTF | 130-220 | SHI 205 | INTROD ENVIR STUDY | EATON, D. | |
| 2424 | ENV S 204 | A | 5 | MTWTF | 030-920 | BIO 132 | NAT SCI AND ENVIRON | | |
| >>>> | ENV S 498 | A | 1-5 | ARR | - | * * | SPEC TOPCS ENV STDY ENTRY CARDS EGA 201 | | |
| >>>> | ENV S 499 | A | VAR | ARR | - | * * | UNDERGRAD RESEARCH ENTRY CARDS EGA 201 | | |
| 2427 | ENV S 532 | A | 1 | ARR | - | * * | INTERNSHIP SEMINAR | LEE, K. H. | |
| 2428 | ENV S 577 | A | 3 | T TH | 930-1100 | WSB 147A | RISK ASSESSMENT W/ENVH 577 A | OHENY, G. FAUSTMAN-MAT | |
| >>>> | ENV S 599 | A | VAR | ARR | - | * * | SPEC TOPCS ENV STDY ENTRY CARDS EGA 201 | | |
| GENERAL AND INTERDISCIPLINARY STUDIES | | | | | | | | | |
| * * DESCRIPTIONS OF GIS COURSES ARE AVAILABLE IN THE OFFICE FOR UNDERGRAD STUDIES | | | | | | | | | |
| >>>> | GIS 200 | A | 3 | HD | ARR | - | H-READING PRG-4HRS CR/NC ONLY ENTRY CARDS PDL B256 | HENNES, R. | |
| 2627 | GIS 265 | A | 3 | T TH | 930-1120 | EDP 305 | FIRST AID EMER CARE | HUGHES, E. HUGHES, E. | |
| 2628 | GIS 265 | B | 3 | T TH | 1230-220 | EDP 305 | | | |
| 2629 | GIS 271 | A | 3 | B M W F | 930-1020 | SAV 132 | H-WRIT LB HUMANITIES CONCUR REGISTRATION IN H AES 210 A REQUIRED | ROTH, R. A. | |
| 2630 | GIS 271 | B | 3 | B M W F | 1230-120 | SAV 132 | CONCUR REGISTRATION IN H AES 210 A REQUIRED | | |
| 2631 | GIS 272 | A | 3 | B M W F | 930-1020 | MEB 237 | H-WRT LAB/NAT/PL SCI CONCUR REGISTRATION IN H AES 220 A REQUIRED | MORRIS, D. | |
| 2632 | GIS 273 | A | 3 | B M W F | 1230-120 | PAR 223B | H-WRT LAB/SOC SCI CONCUR REGISTRATION IN H AES 230 A REQUIRED | FARRELL, E. | |

W - WRITING COURSE MEETING A & B REQUIREMENT H - HONORS * - PERMISSION SIGNATURE % - NEW COURSE (SEE FRONT OF TIME SCHEDULE)
 >>> ENROLLMENT IN THIS SECTION IS LIMITED AND STUDENTS MUST OBTAIN ENTRY CARDS. THE SCHEDULE LINE NUMBER IS PRINTED ON THE ENTRY CARD AND MUST BE MARKED ON THE OP-SCAN REGISTRATION FORM. BOTH THE OP-SCAN FORM AND CARD MUST BE TURNED IN TO REGISTER.

COLLEGE OF ARTS AND SCIENCES

| Sched. Line No. | DEPARTMENT | COURSE | ITEM | SECTION | CREDITS | W | T | R | M | F | S | Su | TIME | | LOCATION | TITLE AND REMARKS | INSTRUCTOR | |
|------------------------|------------|--------|------|---------|---------|---|---|---|---|-----|---|----|-----------|----------|--|-------------------------|------------|--|
| | | | | | | | | | | | | | Day | Hour | | | | |
| 2633 | G15 | 273 | B | | 3 | B | M | M | F | | | | 130-220 | PAR 2230 | CONCUR REGISTRATION IN M AES 230 A REQUIRED | | | |
| 2634 | G15 | 274 | A | | 3 | B | M | M | F | | | | 930-1020 | MED 102 | W-WRIT LAB/SPEC TOP CONCUR REGISTRATION IN M AES 398A REQUIRED | HATCH, D. | | |
| 2635 | G15 | 274 | B | | 3 | B | M | M | F | | | | 1130-1220 | PAR 2230 | CONCUR REGISTRATION IN M AES 398 REQUIRED | | | |
| >>>> | G15 | 400 | A | | 3 | H | | | | ARR | | | | | W-READING PROG-HOURS CR/NC ONLY | HEMMES, R. | | |
| GENERAL STUDIES | | | | | | | | | | | | | | | | | | |
| >>>> | G ST | 350 | A | | 1-6 | | | | | ARR | | | | | INDEPENDENT FLDWK CR/NC ONLY | | | |
| >>>> | G ST | 391 | A | | VAR | | | | | ARR | | | | | SUP STDY SEL FIELDS CR/NC ONLY | | | |
| >>>> | G ST | 493 | A | | 5 | | | | | ARR | | | | | SENIOR STUDY | | | |
| GENETICS | | | | | | | | | | | | | | | | | | |
| 2640 | GENET | 451 | A | | 5 | | | | | | | | 230-320 | 010 132 | GENETICS | SANDLER | | |
| 2641 | GENET | 451 | AA | OZ | | | | | | | | | 130-220 | 010 312 | | SANDLER | | |
| 2642 | GENET | 451 | AB | OZ | | | | | | | | | 130-220 | 010 208 | | SANDLER | | |
| 2643 | GENET | 451 | AC | OZ | | | | | | | | | 130-220 | 010 216 | | SANDLER | | |
| 2644 | GENET | 451 | AD | OZ | | | | | | | | | 130-220 | 010 208 | | SANDLER | | |
| 2645 | GENET | 451 | AE | OZ | | | | | | | | | 130-220 | 010 216 | | SANDLER | | |
| 2646 | GENET | 451 | AF | OZ | | | | | | | | | 230-320 | 020 208 | | SANDLER | | |
| >>>> | GENET | 499 | A | | VAR | | | | | ARR | | | | | UNDERGRAD RESEARCH CR/NC ONLY | | | |
| 2648 | GENET | 501 | A | | 3 | | | | | ARR | | | | | INTR RSRCH MATERIAL CR/NC ONLY | | | |
| 2649 | GENET | 520 | A | | 1 | | | | | TH | | | 1130-1220 | HSB J280 | SEMINAR CR/NC ONLY | | | |
| 2650 | GENET | 551 | A | | 3 | | | | | M | | | 1030-1120 | HSB J280 | MUTATION & RECOMB | GALLANT, J. STADLER, D. | | |
| 2651 | GENET | 554 | A | | 2 | | | | | ARR | | | | | TOPICS IN GENETICS CR/NC ONLY | | | |
| >>>> | GENET | 562 | A | | 3 | | | | | M | | | 1130-1220 | HSB J280 | POPULATION GENETICS CR/NC ONLY | FELSENSTEIN | | |
| >>>> | GENET | 564 | A | | 3 | | | | | M | | | 930-1020 | HSB J279 | MOLLEC CYTOGENETICS CR/NC ONLY | BYERS | | |
| >>>> | GENET | 584 | A | | 1-5 | | | | | ARR | | | | | ANALYSIS BY EM | BYERS | | |
| 2655 | GENET | 590 | A | | 1 | | | | | ARR | | | | | ENTRY CARDS HSB J153 | | | |
| 2656 | GENET | 600 | A | | VAR | | | | | ARR | | | | | POPUL GENET SEMINAR | FELSENSTEIN | | |
| 2657 | GENET | 700 | A | | VAR | | | | | ARR | | | | | INDEPENDNT STDY/RSCH CR/NC ONLY | | | |
| 2658 | GENET | 800 | A | | VAR | | | | | ARR | | | | | MASTERS THESIS | | | |
| 2659 | GENET | 800 | A | | VAR | | | | | ARR | | | | | DOCTORAL DISSERTATN | | | |
| GEOGRAPHY | | | | | | | | | | | | | | | | | | |
| 2675 | GEOG | 100 | A | | 5 | | | | | M | | | 930-1020 | ARC 207 | INTRO TO GEOGRAPHY | JACKSON, M.A. | | |
| 2676 | GEOG | 100 | AA | OZ | | | | | | T | | | 830-920 | SHI 404 | | | | |
| 2677 | GEOG | 100 | AB | OZ | | | | | | T | | | 830-920 | SHI 309 | | | | |
| 2678 | GEOG | 100 | AC | OZ | | | | | | T | | | 830-920 | SHI 311 | | | | |
| 2679 | GEOG | 100 | AD | OZ | | | | | | T | | | 830-920 | SHI 307 | | | | |
| 2680 | GEOG | 100 | AE | OZ | | | | | | T | | | 930-1020 | SHI 313 | | | | |
| 2681 | GEOG | 100 | AF | OZ | | | | | | T | | | 930-1020 | THD 234 | | | | |
| 2682 | GEOG | 100 | AG | OZ | | | | | | T | | | 930-1020 | RAI 116 | | | | |
| 2683 | GEOG | 100 | AH | OZ | | | | | | T | | | 930-1020 | SHI 311 | | | | |

| Sched. Line No. | DEPARTMENT | COURSE | ITEM | SECTION | CREDITS | W | T | R | M | F | S | Su | TIME | | LOCATION | TITLE AND REMARKS | INSTRUCTOR | |
|----------------------------|------------|--------|------|---------|---------|---|---|---|---|---|---|----|-----------|----------|--|-------------------------------------|------------|--|
| | | | | | | | | | | | | | Day | Hour | | | | |
| >>>> | GEOG | 700 | A | | VAR | | | | | | | | | | ARR | | | MASTERS THESIS ENTRY CARDS SMI 408A |
| >>>> | GEOG | 000 | A | | VAR | | | | | | | | | | ARR | | | DOCTORAL DISSERTATN ENTRY CARDS SMI 408A |
| GEOLOGICAL SCIENCES | | | | | | | | | | | | | | | | | | |
| 2734 | GEOG | 101 | A | | 5 | | | | | | | | 1030-1120 | KNE 120 | INTRO TO GEOL SCI | CHEMNICOFF | | |
| 2735 | GEOG | 101 | AN | LD | | | | | | | | | 730-920 | JHN 161 | | | | |
| 2736 | GEOG | 101 | AO | LD | | | | | | | | | 930-1020 | JHN 123 | | | | |
| 2737 | GEOG | 101 | AP | LD | | | | | | | | | 730-920 | JHN 161 | | | | |
| 2738 | GEOG | 101 | AQ | LD | | | | | | | | | 930-1020 | JHN 123 | | | | |
| 2739 | GEOG | 101 | AR | LD | | | | | | | | | 730-920 | JHN 161 | | | | |
| 2740 | GEOG | 101 | AS | LD | | | | | | | | | 930-1020 | JHN 123 | | | | |
| 2741 | GEOG | 101 | AT | LD | | | | | | | | | 1130-1220 | JHN 123 | | | | |
| 2742 | GEOG | 101 | AV | LD | | | | | | | | | 930-1120 | JHN 101 | | | | |
| 2743 | GEOG | 101 | AU | LD | | | | | | | | | 1130-1220 | JHN 123 | | | | |
| 2744 | GEOG | 101 | AW | LD | | | | | | | | | 130-220 | JHN 123 | | | | |
| 2745 | GEOG | 101 | AX | LD | | | | | | | | | 1130-120 | JHN 161 | | | | |
| 2746 | GEOG | 101 | AY | LD | | | | | | | | | 130-220 | JHN 123 | | | | |
| 2747 | GEOG | 101 | AZ | LD | | | | | | | | | 1130-120 | JHN 161 | | | | |
| 2748 | GEOG | 101 | EA | LD | | | | | | | | | 130-220 | JHN 123 | | | | |
| 2749 | GEOG | 101 | EB | LD | | | | | | | | | 130-220 | JHN 123 | | | | |
| 2750 | GEOG | 101 | EP | LD | | | | | | | | | 330-420 | JHN 123 | | | | |
| 2751 | GEOG | 101 | EO | LD | | | | | | | | | 130-320 | JHN 161 | | | | |
| 2752 | GEOG | 101 | ER | LD | | | | | | | | | 330-420 | JHN 123 | | | | |
| 2753 | GEOG | 101 | ES | LD | | | | | | | | | 230-320 | JHN 161 | | | | |
| 2754 | GEOG | 205 | A | | 5 | | | | | | | | 930-1020 | SIG 323 | PHYSICAL GEOLOGY | STEWART, R. | | |
| 2755 | GEOG | 205 | AN | LD | | | | | | | | | 830-1020 | JHN 306 | | | | |
| 2756 | GEOG | 205 | AO | LD | | | | | | | | | 1030-1220 | JHN 306 | | | | |
| 2757 | GEOG | 205 | AP | LD | | | | | | | | | 1230-220 | JHN 306 | | | | |
| 2758 | GEOG | 205 | AQ | LD | | | | | | | | | 1230-220 | JHN 306 | | | | |
| 2759 | GEOG | 311 | A | | 5 | | | | | | | | 930-1100 | SIG 323 | INTRO GEOMORPHOLOGY SOPHS & ABOVE ONLY | DUNNE, T. HALLET, B. | | |
| 2760 | GEOG | 311 | AN | LD | | | | | | | | | 730-920 | JHN 053 | SOPHS & ABOVE ONLY | | | |
| 2761 | GEOG | 311 | AO | LD | | | | | | | | | 1130-120 | JHN 053 | SOPHS & ABOVE ONLY | | | |
| 2762 | GEOG | 311 | AP | LD | | | | | | | | | 130-320 | JHN 053 | SOPHS & ABOVE ONLY | | | |
| 2763 | GEOG | 313 | A | | 4 | | | | | | | | 830-1000 | OAG 116 | ENVIRON GEOLOGY | DUNNE | | |
| 2764 | GEOG | 313 | AN | LD | | | | | | | | | 830-1020 | JHN 306 | | | | |
| 2765 | GEOG | 313 | AO | LD | | | | | | | | | 1030-1220 | JHN 306 | | | | |
| 2766 | GEOG | 320 | A | | 5 | | | | | | | | 930-1020 | JHN 223 | MINERALOGY | GHOSE, S. | | |
| 2767 | GEOG | 320 | AN | LD | | | | | | | | | 930-1120 | JHN 053 | | | | |
| 2768 | GEOG | 320 | AO | LD | | | | | | | | | 1130-120 | JHN 053 | | | | |
| 2769 | GEOG | 340 | A | | 5 | | | | | | | | 830-920 | JHN 223 | STRUCTURAL GEOLOGY | COMAN | | |
| 2770 | GEOG | 340 | AN | LD | | | | | | | | | 1230-220 | JHN 053 | | | | |
| 2771 | GEOG | 410 | A | | 4 | | | | | | | | 930-1020 | JHA 208C | INTRO REMOT SENSING | ADAMS, J. ADAMS, J. | | |
| 2772 | GEOG | 410 | AN | LD | | | | | | | | | 1030-1220 | JHA 208C | | | | |
| >>>> | GEOG | 415 | A | | 4 | | | | | | | | 130-300 | ARC 101 | PRINS OF GLACIOLOGY M/GPHYS 415 A | PORTER HALLET HAYKUT WARREN RAYHOND | | |
| 2774 | GEOG | 423 | A | | 4 | | | | | | | | 1030-1120 | JHN 123 | OPTICAL MINERALOGY | VANCE | | |
| 2775 | GEOG | 423 | AN | LD | | | | | | | | | 730-920 | JHN 124 | | | | |
| 2776 | GEOG | 423 | AO | LD | | | | | | | | | 1130-120 | JHN 124 | | | | |
| 2777 | GEOG | 423 | AP | LD | | | | | | | | | 230-420 | JHN 124 | | | | |

COLLEGE OF ARTS AND SCIENCES

| Sched. Line No. | DEPARTMENT | COURSE | TERM | SECTION | CREDITS | TIME | | LOCATION | TITLE AND REMARKS | INSTRUCTOR |
|-----------------|------------|--------|------|---------|---------|------|------|----------|-------------------|------------|
| | | | | | | Day | Hour | | | |

GERMANICS

| | | | | | | | | | | |
|------|------|-----|---|-----|-------|------------|---------|---|--------------|--|
| 2799 | GERM | 101 | A | 5 | MTWTF | 030-920 | DEN 310 | FIRST-YEAR GERMAN. | | |
| 2796 | GERM | 101 | C | 5 | MTWTF | 930-1020 | DEN 316 | | | |
| 2797 | GERM | 101 | D | 5 | MTWTF | 930-1020 | DEN 313 | | | |
| 2798 | GERM | 101 | E | 5 | MTWTF | 1030-1120 | DEN 312 | | | |
| 2799 | GERM | 101 | F | 5 | MTWTF | 1030-1120 | DEN 313 | | | |
| 2800 | GERM | 101 | G | 5 | MTWTF | 1130-1220 | DEN 306 | | | |
| 2801 | GERM | 101 | H | 5 | MTWTF | 1130-1220 | DEN 317 | | | |
| 2802 | GERM | 101 | I | 5 | MTWTF | 1230-120 | DEN 310 | | | |
| 2803 | GERM | 102 | A | 5 | MTWTF | 930-1020 | DEN 312 | FIRST-YEAR GERMAN | | |
| 2804 | GERM | 102 | B | 5 | MTWTF | 1130-1220 | DEN 316 | | | |
| 2805 | GERM | 103 | A | 5 | MTWTF | 930-1020 | DEN 310 | FIRST-YEAR GERMAN | | |
| 2806 | GERM | 103 | B | 5 | MTWTF | 1030-1120 | DEN 306 | | | |
| 2807 | GERM | 103 | C | 5 | MTWTF | 1030-1120 | DEN 317 | | | |
| 2808 | GERM | 104 | A | 5 | MTWTF | 130-220 | DEN 216 | INDIV FIRST-YR GERM CR/NC ONLY CREDITS AWARDED AT END OF QTR VARY DEPENDING UPON MATERIAL MASTERED 1-1/2 CR PER QTR STUDENTS MUST REGISTER INITIALLY FOR 5 CRED | | |
| 2809 | GERM | 121 | A | 5 | MTWTF | 930-1020 | DEN 306 | FRST-YR READ GERMAN CR/NC ONLY | | |
| 2810 | GERM | 150 | A | 2 | T TH | 1030-1120 | KNE 110 | CONV GERM THRU FILM W/GERM 393 A | BARRACK,C.M. | |
| 2811 | GERM | 201 | A | 5 | MTWTF | 930-1020 | DEN 317 | BASIC SECON-YR GERM | | |
| 2812 | GERM | 201 | B | 5 | MTWTF | 1030-1120 | DEN 315 | | | |
| 2813 | GERM | 201 | C | 5 | MTWTF | 1130-1220 | DEN 305 | | | |
| 2814 | GERM | 201 | D | 5 | MTWTF | 930-1020 | SIG 223 | | | |
| 2815 | GERM | 201 | E | 5 | MTWTF | 1030-1120 | DEN 305 | | | |
| 2816 | GERM | 202 | A | 5 | MTWTF | 1030-1120 | DEN 316 | INTER SECON-YR GERM | | |
| 2817 | GERM | 203 | A | 3 | N M F | 1130-1220 | DEN 308 | INTRO GERM LIT | | |
| 2818 | GERM | 207 | A | 2 | T TH | 1130-1220 | DEN 308 | ADV SECON-YR CONV | | |
| 2819 | GERM | 250 | A | 2 | T TH | 1130-1220 | KNE 110 | ADV GERM THRU FILM W/GERM 394 A | BARRACK,C.M. | |
| >>>> | GERM | 299 | A | 1-5 | ARR | - | * * | SUPERVISED STUDY ENTRY CARDS DEN 340C | | |
| 2821 | GERM | 301 | A | 3 | N M F | 030-920 | DEN 308 | GRAMMAR & CONVERSTM | | |
| 2822 | GERM | 301 | B | 3 | N M F | 930-1020 | DEN 308 | | | |
| 2823 | GERM | 301 | C | 3 | N M F | 930-1020 | DEN 311 | | | |
| 2824 | GERM | 310 | A | 3 | N M F | 1030-1120 | DEN 213 | INTRO 20TH-CENT LIT | | |
| 2825 | GERM | 310 | B | 3 | N M F | 230-320 | DEN 311 | | | |
| 2826 | GERM | 352 | A | 5 | MTWTF | 130-220 | DEN 309 | LIT SOC WEI NS GER | HC LEAN,S. | |
| >>>> | GERM | 393 | A | 1-2 | T TH | 1030-1120 | KNE 110 | GERM PROCTOR 1ST YR W/GERM 150 A CR/NC ONLY ENTRY CARDS DEN 340C | BARRACK,C.M. | |
| >>>> | GERM | 394 | A | 1-2 | T TH | 1130-1220 | KNE 110 | GERM PROCTOR 2ND YR W/GERM 250 A CR/NC ONLY ENTRY CARDS DEN 340C | BARRACK,C.M. | |
| 2829 | GERM | 401 | A | 3 | N M F | 1030-1120 | DEN 308 | GRAMMAR & COMP | | |
| 2830 | GERM | 404 | A | 3 | N M F | 1230-120 | DEN 205 | HIST GERM LANG | | |
| 2831 | GERM | 410 | A | 3 | N M F | 1130-1220 | DEN 312 | SV MOD GERM LIT&CUL | DEHLER,D. | |
| 2832 | GERM | 413 | A | 5 | MTWTF | 1230-120 | DEN 305 | SV OLD GERM LIT&CUL W/GERM 510 A | MRUBY,A. | |
| >>>> | GERM | 473 | A | 1 | M | 530-620 PM | DEN 310 | TECHNG COL LEVL GERM CR/NC ONLY ENTRY CARDS DEN 340C | RABURA,H. | |
| >>>> | GERM | 497 | A | 1-6 | ARR | - | * * | STUDIES GERMAN LIT ENTRY CARDS DEN 340C | BARRACK,C.M. | |

| Sched. Line No. | DEPARTMENT | COURSE | TERM | SECTION | CREDITS | TIME | | LOCATION | TITLE AND REMARKS | INSTRUCTOR |
|-----------------|------------|--------|------|---------|---------|------|------|----------|-------------------|------------|
| | | | | | | Day | Hour | | | |

| | | | | | | | | | | |
|------|-------|-----|----|-----|----|-------|------------|----------|--|-----------------------|
| 2876 | HST | 192 | A | 5 | M | MTWTF | 1030-1120 | SHI 306 | H-NIST AS DETECTIVE | PRESSLY,T. |
| 2877 | HST | 192 | B | 5 | B | T TH | 300-500 | SHI 232 | | ALDEN,D. |
| 2878 | HST | 204 | A | 5 | | MTWTF | 1130-1220 | SAV 239 | EUROPEANER 1914-45 | BRIDGMAN,J. BURKE,R. |
| 2879 | HST | 215 | A | 5 | | MTWTF | 030-920 | SHI 205 | HIST OF ATOMIC BOMB | GREENE,H. |
| 2880 | HST | 311 | A | 5 | | MTWTF | 930-1020 | SHI 102 | SCI CIV ANTO-1600 | HANKINS,T. |
| >>>> | HST | 395 | A | 5 | H> | T | 330-520 | SAV 131 | H-MOD HIST WRITING ENTRY CARDS SHI 206A | LEVY,F. |
| 2882 | HST | 446 | A | 5 | | MTWTF | 030-920 | THD 335 | FDR AND HIS WORLD W/SIS 448 A | BUTTON,R. |
| 2883 | HST | 452 | A | 5 | | MTWTF | 030-920 | MLR 316 | 50 APR SINCE 1500 | BELL,A. |
| 2884 | HST | 498 | A | 3-5 | M | F | 130-320 | SHI 306 | COLLOQUIUM IN HIST HISTORY OF NATIONALISM W/EDCEI 366 A | SUGAR,P. |
| 2885 | HST | 498 | B | 3 | M | N | 330-600 | SHI 318 | THE TEACHING OF SOCIAL STUDIES IN SECONDARY SCHOOLS JEWISH HISTORY | BURKE,J.D. |
| 2886 | HST | 498 | C | 3-5 | | T | 130-320 | PAR 223B | | |
| >>>> | HST | 499 | A | 1-5 | > | ARR | - | * * | UNDERGRAD RESEARCH ENTRY CARDS SHI 206A | |
| >>>> | HST | 501 | A | 3-6 | > | T | 130-320 | SHI 212B | ANCIENT WORLD-INTRP ENTRY CARDS SHI 206C | THOMAS,C. |
| >>>> | HST | 543 | A | 3-6 | > | T | 230-420 | THD 215 | AM DIP & FE CRISIS ENTRY CARDS SHI 206C | BUTTON,R. |
| >>>> | HST | 600 | A | VAR | > | ARR | - | * * | INDEPMNT STDY/RSCH CR/NC ONLY ENTRY CARDS SHI 206C | |
| >>>> | HST | 760 | A | VAR | > | ARR | - | * * | MASTERS THESTS | |
| >>>> | HST | 800 | A | VAR | > | ARR | - | * * | DOCTORAL DISSERTATN CR/NC ONLY ENTRY CARDS SHI 206C | |
| 2893 | HSTAA | 135 | A | 5 | | MTWTF | 1030-1120 | JHW 006 | AM HIST SINCE 1940 | PEASE,D. |
| 2894 | HSTAA | 135 | AA | OZ | | N | 930-1020 | SHI 309 | | |
| 2895 | HSTAA | 135 | AB | OZ | | N | 1030-1120 | SHI 107 | | |
| 2896 | HSTAA | 135 | AC | OZ | | N | 1130-1220 | SHI 113 | | |
| 2897 | HSTAA | 135 | AD | OZ | | N | 130-220 | SHI 113 | | |
| 2898 | HSTAA | 180 | A | 5 | M | MTWTF | 030-920 | SHI 318 | CHICAGO HST TO 1048 | GIL,C. |
| 2899 | HSTAA | 201 | A | 5 | | MTWTF | 930-1020 | SHI 120 | SURY HIST OF U S PLUS 3 50 MINUTE CONFR | PRESSLY,T. |
| 2900 | HSTAA | 201 | B | 5 | | T TH | 130-320 | SHI 304 | | |
| 2901 | HSTAA | 203 | A | 3/5 | | N M F | 1230-120 | SHI 205 | AMERICAN PRESIDENTS | FREIDEL,F. |
| 2902 | HSTAA | 301 | A | 5 | M | MTWTF | 1030-1120 | DEN 209 | FOUNDINS-AMER CIVIL | JOHNSON,R.R. |
| 2903 | HSTAA | 301 | U | 5 | | T TH | 700-920 PM | SHI 105 | LAT AMER-EARLY COL | ALDEN,D. |
| 2904 | HSTAA | 364 | A | 5 | | MTWTF | 1130-1220 | SHI 311 | LATIN AMER RELATDS | GIL,C. |
| 2905 | HSTAA | 454 | A | 5 | | MTWTF | 930-1020 | SHI 404 | INTELLECT HIST U S | SAUM,L. |
| 2906 | HSTAA | 472 | A | 5 | M | N | 230-520 | SHI 115 | FDR & THE NEW DEAL | FREIDEL,F. |
| 2907 | HSTAA | 501 | A | 3-6 | | M TH | 330-520 | SHI 306 | AMER HIST-EARLY | JOHNSON,R. PRESSLY,T. |
| >>>> | HSTAA | 532 | A | 3-6 | > | TH | 130-320 | SHI 118 | SNHR AM HIST-RECENT ENTRY CARDS SHI 206C | PEASE,D. |
| >>>> | HSTAA | 554 | A | 3-6 | > | T | 230-420 | SHI 306 | AMER HIST-INTELLECT ENTRY CARDS SHI 206C | SAUM,L. |
| >>>> | HSTAA | 583 | A | 3-6 | > | TH | 130-320 | SHI 212 | SNHR LAT AMER HIST ENTRY CARDS SHI 206C | SOLBERG,C. |

HISTORY OF THE AMERICAS

| | | | | | | | | | |
|------|----------|---|-----|---|--------|----------|---------|---|--------------|
| >>>> | GERM 498 | A | 1-6 | > | ARR | - | • • | STUDIES GERMAN LANG ENTRY CARDS DEN 340C | BARRACK,C.M. |
| >>>> | GERM 504 | A | 3 | > | TH | 330-520 | DEN 302 | LIT CRIT & YMEDRY ENTRY CARDS DEN 340C | PECK,J. |
| >>>> | GERM 510 | A | 3 | > | MTWTHF | 1230-120 | DEN 305 | MED LIT & CIV W/GERM 413 A ENTRY CARDS DEN 340C | HRUBY,A.F. |
| >>>> | GERM 512 | A | 5 | > | M M | 130-320 | DEN 312 | LIT & CIV 10TH C ENTRY CARDS DEN 340C | AMERLAHN,H. |
| >>>> | GERM 513 | A | 3 | > | T | 130-320 | DEN 313 | PROSEN 10TH C LIT ENTRY CARDS DEN 340C | HERTLING,G. |
| >>>> | GERM 540 | A | 3 | > | TH | 130-320 | DEN 313 | 20TH CENTURY POETRY ENTRY CARDS DEN 340C | MC LEAN,S. |
| >>>> | GERM 555 | A | 3 | > | F | 230-420 | DEN 302 | OLD SAXON ENTRY CARDS DEN 340C | VOYLES,J. |
| >>>> | GERM 580 | A | 3 | > | T | 330-520 | DEN 302 | SHOR IN GERMAN LIT ENTRY CARDS DEN 304C | REICKNAM |
| >>>> | GERM 600 | A | VAR | > | ARR | - | • • | INDEPNDT STDY/RSCH ENTRY CARDS DEN 340C | |
| >>>> | GERM 700 | A | VAR | > | ARR | - | • • | MASTERS THESIS ENTRY CARDS DEN 340C | |
| >>>> | GERM 800 | A | VAR | > | ARR | - | • • | DOCTORAL DISSERTATN ENTRY CARDS DEN 340C | |

HISTORY

| | | | | | | | | | |
|------|---------|----|----|----|--------|-----------|----------|---|-------------|
| 2846 | HST 111 | A | 5 | | MTWTH | 930-1020 | KNE 130 | THE ANCIENT WORLD M/HST 111 C OPTIONAL LINKED WRITING COURSE--SEE ENGL 198 | |
| 2847 | HST 111 | AA | OZ | | F | 830-920 | SMI 309 | OPTIONAL LINKED WRITING COURSE--SEE ENGL 198 | |
| 2848 | HST 111 | AB | OZ | | F | 830-920 | SMI 305 | OPTIONAL LINKED WRITING COURSE--SEE ENGL 198 | |
| 2849 | HST 111 | AC | OZ | | F | 830-920 | SMI 404 | OPTIONAL LINKED WRITING COURSE--SEE ENGL 198 | |
| 2850 | HST 111 | AD | OZ | | F | 830-920 | SMI 407 | OPTIONAL LINKED WRITING COURSE--SEE ENGL 198 | |
| 2851 | HST 111 | AE | OZ | | F | 930-1020 | THD 294 | OPTIONAL LINKED WRITING COURSE--SEE ENGL 198 | |
| 2852 | HST 111 | AF | OZ | | F | 930-1020 | HLR 302B | OPTIONAL LINKED WRITING COURSE--SEE ENGL 198 | |
| 2853 | HST 111 | AG | OZ | | F | 930-1020 | SMI 407 | OPTIONAL LINKED WRITING COURSE--SEE ENGL 198 | |
| 2854 | HST 111 | AH | OZ | | F | 1030-1120 | THD 235 | OPTIONAL LINKED WRITING COURSE--SEE ENGL 198 | |
| 2855 | HST 111 | AI | OZ | | F | 1030-1120 | SAV 315 | OPTIONAL LINKED WRITING COURSE--SEE ENGL 198 | |
| 2856 | HST 111 | AJ | OZ | | F | 1030-1120 | LDW 215 | OPTIONAL LINKED WRITING COURSE--SEE ENGL 198 | |
| 2857 | HST 111 | AK | OZ | | F | 1130-1220 | SMI 113 | OPTIONAL LINKED WRITING COURSE--SEE ENGL 198 | |
| 2858 | HST 111 | AL | OZ | | F | 1130-1220 | PAR 222 | OPTIONAL LINKED WRITING COURSE--SEE ENGL 198 | |
| 2859 | HST 111 | AM | OZ | | F | 1130-1220 | PAR 221 | OPTIONAL LINKED WRITING COURSE--SEE ENGL 198 | |
| 2860 | HST 111 | BA | OZ | | F | 1230-120 | SHI 311 | OPTIONAL LINKED WRITING COURSE--SEE ENGL 198 | |
| 2861 | HST 111 | BB | OZ | | F | 1230-120 | SMI 313 | OPTIONAL LINKED WRITING COURSE--SEE ENGL 198 | |
| 2862 | HST 111 | BC | OZ | | F | 1230-120 | SMI 307 | OPTIONAL LINKED WRITING COURSE--SEE ENGL 198 | |
| 2863 | HST 111 | BD | OZ | | F | 1230-120 | SMI 115 | OPTIONAL LINKED WRITING COURSE--SEE ENGL 198 | |
| 2864 | HST 111 | BE | OZ | | F | 130-220 | SMI 305 | OPTIONAL LINKED WRITING COURSE--SEE ENGL 198 | |
| 2865 | HST 111 | BF | OZ | | F | 130-220 | SMI 115 | OPTIONAL LINKED WRITING COURSE--SEE ENGL 198 | |
| 2866 | HST 111 | BG | OZ | | F | 130-220 | SMI 107 | OPTIONAL LINKED WRITING COURSE--SEE ENGL 198 | |
| >>>> | HST 111 | C | 5 | NO | MTWTH | 930-1020 | KNE 130 | W/HST 111 A ENTRY CARDS SMI 300 | BRIDGMAN,J. |
| >>>> | HST 111 | CA | OZ | HD | F | 930-1020 | SMI 309 | ENTRY CARDS SMI 300 | |
| >>>> | HST 111 | CB | OZ | HD | F | 1030-1120 | THD 325 | ENTRY CARDS SMI 300 | |
| 2870 | HST 112 | A | 5 | | MTWTH | 1030-1120 | SMI 205 | THE MEDIEVAL WORLD | LYTLE,S. |
| 2871 | HST 112 | AA | OZ | | F | 830-920 | SMI 105 | | |
| 2872 | HST 112 | AB | OZ | | F | 930-1020 | SMI 113 | | |
| 2873 | HST 112 | AC | OZ | | F | 1030-1120 | SAV 142 | | |
| 2874 | HST 112 | AD | OZ | | F | 130-220 | SHI 113 | | |
| 2875 | HST 140 | A | 5 | | MTWTHF | 830-920 | GWN 201 | RUSSIA 10TH C-PRES W/SISRE 140 A | HAUGH,P. |

ANCIENT AND MEDIEVAL HISTORY

| | | | | | | | | | |
|------|-----------|---|-----|---|--------|-----------|---------|---|-----------|
| 2911 | HSTAN 203 | A | 5 | | MTWTHF | 1030-1120 | SMI 102 | INTRO MIDDLE AGES | BYNUM,C. |
| 2912 | HSTAN 331 | A | 5 | | MTWTHF | 830-920 | THD 119 | EARLY MIDDLE AGES | SOBA,T. |
| 2913 | HSTAN 401 | A | 5 | | MTWTHF | 1130-1220 | SMI 305 | EARLY GREECE | THOMAS,C. |
| 2914 | HSTAN 421 | A | 5 | | M M F | 130-300 | SMI 313 | BYZANTINE EMPIRE | HAUGH,P. |
| 2915 | HSTAN 470 | A | 5 | | MTWTHF | 1230-120 | SMI 111 | EARLY MED INTEL HS | BYNUM,C. |
| >>>> | HSTAN 531 | A | 3-6 | > | M | 230-520 | SMI 109 | MEDIEVL EUROPE HIST ENTRY CARDS SMI 206C | BYNUM,C. |

HISTORY OF ASIA

| | | | | | | | | | |
|------|-----------|----|-----|---|--------|-----------|-----------|---|--------------|
| 2917 | HSTAS 201 | A | 5 | | MTWTHF | 130-220 | SMI 105 | ANCIENT INDIAN CIV | CONLOW,F. |
| 2918 | HSTAS 211 | A | 5 | | M WTHF | 930-1020 | JRN 064 | HIST OF CHIN CIV | DULL,J.L. |
| 2919 | HSTAS 211 | AA | OZ | | T | 830-920 | SMI 115 | | |
| 2920 | HSTAS 211 | AB | OZ | | T | 930-1020 | SMI 305 | | |
| 2921 | HSTAS 211 | AC | OZ | | T | 1130-1220 | PAR 306 | | |
| 2922 | HSTAS 211 | AD | OZ | | T | 1230-120 | THD 334 | | |
| 2923 | HSTAS 421 | A | 5 | | M M | 130-320 | SMI 305 | HIST EARLY JAPAN | DIRT,M. |
| 2924 | HSTAS 451 | A | 5 | | MTWTHF | 1130-1220 | SMI 318 | CHN HIST EARLY 2210C | DULL,J.L. |
| 2925 | HSTAS 454 | A | 5 | | MTWTHF | 130-220 | THD 119 | HIST NDRN CHINA | GUY,K. |
| 2926 | HSTAS 401 | A | 5 | | MTWTHF | 130-230 | SMI 111 | HST KOREA TO 19TH C | PALAIS,J. |
| 2927 | HSTAS 552 | A | 3-6 | | T | 230-420 | THD 301 | SEN CH HST-PRE-SUNG | DULL,J. |
| 2928 | HSTAS 561 | A | 3-6 | | T | 200-400 | THD 426 | CH HIST-SUNG-HDD | CHAN,H. |
| 2929 | HSTAS 562 | A | 3-6 | | M | 200-400 | THD 426 | SEN CH HST-SUNG-HDD | CHAN,H.L. |
| >>>> | HSTAS 573 | A | 3-6 | > | T | 200-400 | THD 118 | SHOR NDRN CHIN HIST ENTRY CARDS THD 423 | GUY,K. |
| >>>> | HSTAS 582 | A | 3-6 | > | M | 230-420 | THD 322 | SHOR KOREAN HISTORY ENTRY CARDS SMI 206C | PALAIS,J. |
| 2932 | HSTEU 275 | A | 5 | | MTWTHF | 1130-1220 | CHU 226 | LIFE IN ENGLAND | BELL,A. |
| 2933 | HSTEU 301 | A | 5 | | MTWTHF | 1130-1220 | SAV 249 | EARLY MOD EURD HIST | LEVY,F. |
| 2934 | HSTEU 370 | A | 3 | | M M F | 930-1020 | SMI 304 | THE VIKINGS M/SCAND 370 A | LEIREN,T. |
| 2935 | HSTEU 302 | A | 3 | | M M F | 1130-1220 | THD 134 | HST SCAND FROM 1009 M/SCAND 302 A | LEIREN,T. |
| 2936 | HSTEU 415 | A | 5 | | M | MTWTHF | 1030-1120 | EUROPE 1939-1945 | EMERSON,D. |
| 2937 | HSTEU 421 | A | 5 | | M | MTWTHF | 830-920 | FRANCE 1429-1709 | LYTLE,S. |
| 2938 | HSTEU 451 | A | 5 | | MTWTHF | 930-1020 | SMI 307 | E C E SINCE 1342 | SUGAR,P. |
| 2939 | HSTEU 471 | A | 5 | | MTWTHF | 130-220 | SMI 307 | ENGLAND 16TH CENTRY | LEVY,F. |
| >>>> | HSTEU 501 | A | 3-6 | > | M | 130-320 | SAV 151 | REMAISREFORMATION ENTRY CARDS SMI 206C | O'NEIL,M. |
| 2941 | HSTEU 532 | A | 3-6 | | T | 130-320 | SMI 109 | SEN NDRN EU M5-GERM | EMERSON,D. |
| >>>> | HSTEU 545 | A | 3-6 | > | M | 130-320 | SMI 109 | SHOR NDRN RUSS HIST ENTRY CARDS SMI 206C | TREADGOLD,D. |
| 2943 | HSTEU 548 | A | 3-6 | | T | 130-320 | SAV 151 | FIELD COURSE SOVHIST | TREADGOLD,D. |

HONORS

| | | | | | | | | | |
|------|-----------|---|---|----|--------|-----------|---------|---|------------|
| | | | | | | | | • ENTRY CARDS AVAILABLE IN PDL B25B | |
| >>>> | H AES 210 | A | 4 | HD | MTWTHF | 830-920 | THD 325 | HONORS HUMANITIES I OPEN ONLY TO MEMBERS OF AES HONORS PRDG | VAUGHAN,M. |
| >>>> | H AES 220 | A | 4 | HD | MTWTHF | 1030-1120 | JHA 110 | HONORS SCIENCE I OPEN ONLY TO MEMBERS OF AES HONORS PRDG | BOOKER,J. |
| >>>> | H AES 230 | A | 4 | HD | MTWTHF | 1130-1220 | SAV 211 | HONORS SOC SCI I OPEN ONLY TO MEMBERS OF AES HONORS PRDG | HANLEY,S. |

W - WRITING COURSE MEETING A & B REQUIREMENT H - HONORS • - PERMISSION SIGNATURE % - NEW COURSE (SEE FRONT OF THE SCHEDULE)
 >>> ENROLLMENT IN THIS SECTION IS LIMITED, AND STUDENTS MUST OBTAIN ENTRY CARDS. THE SCHEDULE LINE NUMBER IS PRINTED ON THE ENTRY CARD AND MUST BE MARKED ON THE OF-SCAN REGISTRATION FORM. BOTH THE OF-SCAN FORM AND CARD MUST BE TURNED IN TO REGISTER.

W - WRITING COURSE MEETING A & B REQUIREMENT H - HONORS • - PERMISSION SIGNATURE % - NEW COURSE (SEE FRONT OF THE SCHEDULE)
 >>> ENROLLMENT IN THIS SECTION IS LIMITED, AND STUDENTS MUST OBTAIN ENTRY CARDS. THE SCHEDULE LINE NUMBER IS PRINTED ON THE ENTRY CARD AND MUST BE MARKED ON THE OF-SCAN REGISTRATION FORM. BOTH THE OF-SCAN FORM AND CARD MUST BE TURNED IN TO REGISTER.

COLLEGE OF ARTS AND SCIENCES

| Sched. Line No. | DEPARTMENT | COURSE | TERM | SECTION | CREDITS | TIME | | LOCATION | TITLE AND REMARKS | INSTRUCTOR |
|-----------------|------------|--------|------|---------|---------|------|------|----------|-------------------|------------|
| | | | | | | Day | Hour | | | |

| | | | | | | | | | | |
|------|-------|-----|---|---|----|-------|---------|---------|---|--------------|
| >>>> | H AES | 350 | A | 2 | ND | ARR | - | * | HONORS SEMINAR CR/NC ONLY OPEN ONLY TO MEMBERS OF AES HONORS PROG | |
| >>>> | H AES | 350 | B | 2 | ND | ARR | - | * | OPEN ONLY TO MEMBERS OF AES HONORS PROG CR/NC ONLY | |
| >>>> | H AES | 350 | C | 2 | ND | ARR | - | * | OPEN ONLY TO MEMBERS OF AES HONORS PROG CR/NC ONLY | |
| >>>> | H AES | 350 | D | 2 | ND | ARR | - | * | OPEN ONLY TO MEMBERS OF AES HONORS PROG CR/NC ONLY | |
| >>>> | H AES | 350 | E | 2 | ND | ARR | - | * | OPEN ONLY TO MEMBERS OF AES HONORS PROG CR/NC ONLY | |
| >>>> | H AES | 398 | A | 4 | ND | M W F | 830-920 | ART 003 | INTERDIS SPE TOPICS OPEN ONLY TO MEMBERS OF AES HONORS PROGRAM PLUS 1 HR TO BE ARR W/PHYS 214 A | CHRISTOFIDES |
| >>>> | H AES | 398 | B | 5 | ND | M W F | 130-220 | PHY 314 | OPEN ONLY TO MEMBERS OF AES HONORS PROGRAM PLUS 2 HRS * | MALPERN, I. |

SCHOOL OF INTERNATIONAL STUDIES

| | | | | | | | | | | |
|------|-------|-----|-------|-----|---|--------|--------------------|--------------------|--|-------------------------|
| 2430 | SIS | 200 | A | 5 | | MT THF | 1130-1220 | SHI 120 | STATES & CAPITALISM OPT LINKED WRITING COURSE-SEE ENGL 198 | MIGDAL, J. |
| 2431 | SIS | 200 | AA QZ | | | T | 830-920 | THD 351 | | |
| 2432 | SIS | 200 | AB QZ | | | W | 830-920 | THD 231 | | |
| 2433 | SIS | 200 | AC QZ | | | M | 930-1020 | THD 331 | | |
| 2434 | SIS | 200 | AD QZ | | | T | 1030-1120 | THD 331 | | |
| 2435 | SIS | 200 | AE QZ | | | W | 1030-1120 | THD 235 | | |
| 2436 | SIS | 200 | AF QZ | | | TH | 1030-1120 | THD 211 | | |
| 2437 | SIS | 200 | AG QZ | | | W | 1130-1220 | THD 202 | | |
| 2438 | SIS | 200 | AH QZ | | | M | 1230-120 | THD 234 | | |
| 2439 | SIS | 200 | AI QZ | | | TH | 1230-120 | THD 234 | | |
| 2440 | SIS | 330 | A | 5 | | T TH | 1030-1220 | SAV 316 | POL ECON OF DEVELOP W/ECON 391 A MAJORS PRIORITY | RAMSEY, S. |
| 2441 | SIS | 335 | A | 5 | | MTWTF | 1130-1220 | LDN 101 | DEVELOPING WORLD W/GEOG 335 A | HANEY, B. |
| 2442 | SIS | 401 | A | 5 | | MTW F | 230-320 | THD 101 | INTL POL ECON MAJORS PRIORITY | LARDY, N. |
| 2443 | SIS | 401 | AA QZ | | | TH | 1030-1120 | THD 235 | MAJORS PRIORITY | |
| 2444 | SIS | 401 | AB QZ | | | TH | 1130-1220 | THD 334 | MAJORS PRIORITY | |
| 2445 | SIS | 401 | AC QZ | | | TH | 130-220 | THD 231 | MAJORS PRIORITY | |
| 2446 | SIS | 401 | AD QZ | | | TH | 230-320 | THD 231 | MAJORS PRIORITY | |
| 2447 | SIS | 421 | A | 5 | | MTWTF | 930-1020 | THD 101 | INTL SECURITY MAJOR PRIORITY | JONES, C. |
| 2448 | SIS | 426 | A | 5 | | MTWTF | 930-1020 | THD 125 | WORLD POLITICS W/POL 5 426 A MAJORS PRIORITY | MODELSKI, G. |
| 2449 | SIS | 448 | A | 5 | | MTWTF | 830-920 | THD 335 | FDR AND HIS WORLD W/HST 448 A | BUTCH, R. |
| 2450 | SIS | 491 | A | 5 | H | ARR | - | * | SENIOR HONORS SEM | |
| >>>> | SIS | 499 | A | 3-5 | > | ARR | - | * | UNDERGRAD RESEARCH ENTRY CARDS THD 419 | |
| 2452 | SIS | 500 | A | 3 | M | W | 330-520 330-420 | THD 217 THD 217 | ORIGINS GLOBAL SYST ENTRY CARDS THD 401 | JONES, C. MIGDAL, J. |
| >>>> | SIS | 590 | A | 5 | > | ARR | - | * | SPECIAL TOPICS W/SIS 200 A | MIGDAL, J. |
| >>>> | SIS | 600 | A | VAR | > | ARR | - | * | INDEPENDNT STDY/RSCH ENTRY CARDS THD 419 | |
| >>>> | SISAF | 499 | A | 3-5 | > | ARR | - | * | UNDERGRAD RESEARCH ENTRY CARDS THD 419 | WILLIAMS, M. R. |

AFRICAN STUDIES

| Sched. Line No. | DEPARTMENT | COURSE | TERM | SECTION | CREDITS | TIME | | LOCATION | TITLE AND REMARKS | INSTRUCTOR |
|-----------------|------------|--------|------|---------|---------|------|------|----------|-------------------|------------|
| | | | | | | Day | Hour | | | |

| | | | | | | | | | | |
|------|-------|-----|---|-----|---|------|---------|---------|---|---------------|
| 2479 | SISSA | 510 | A | 5 | | T TH | 330-520 | THD 217 | INTRDSP. ST S ASIA | POTTER, K. H. |
| >>>> | SISSA | 600 | A | VAR | > | ARR | - | * | INDEPENDNT STDY/RSCH ENTRY CARDS THD 303 | |
| >>>> | SISSA | 700 | A | VAR | > | ARR | - | * | MASTERS THESIS ENTRY CARDS THD 303 | |

JEWISH STUDIES

- JEWISH STUDIES BRINGS THE MAJOR DISCIPLINES OF HUMANISTIC LEARNING AND THE SOCIAL SCIENCES TO BEAR ON THE HISTORY AND RELIGION OF THE JEWISH PEOPLE. A VARIETY OF COURSES IN HISTORY
- COMPARATIVE RELIGION/HEAL EASTERN LANGUAGES AND LITERATURE AND ENGLISH ENABLES THE STUDENT TO STUDY THE CULTURE OF THE JEWISH PEOPLE AND ITS INFLUENCE ON WORLD CIVILIZATION.

LINGUISTICS

| | | | | | | | | | | |
|------|------|-----|-------|-----|---|-------|-----------|----------|---|---|
| 2958 | LING | 200 | A | 5 | | M W F | 930-1020 | JHN 006 | INTR TO LINGUISTICS | KAISSSE |
| 2959 | LING | 200 | AA QZ | | | T TH | 830-920 | THD 334 | | |
| 2960 | LING | 200 | AB QZ | | | T TH | 930-1020 | SAV 127 | | |
| 2961 | LING | 200 | AC QZ | | | T TH | 930-1020 | MLR 302A | | |
| 2962 | LING | 200 | AD QZ | | | T TH | 1130-1220 | LOW 219 | | |
| 2963 | LING | 200 | B | 5 | | M W F | 1030-1120 | SIG 325 | | SAPORTA |
| 2964 | LING | 200 | BA QZ | | | T TH | 1030-1120 | LOW 101 | | |
| 2965 | LING | 200 | BB QZ | | | T TH | 1130-1220 | LOW 210 | | |
| 2966 | LING | 200 | BC QZ | | | T TH | 1030-1120 | JHN 214 | | |
| 2967 | LING | 333 | A | 3 | M | M W F | 1030-1150 | THD 325 | LING & SOC | |
| 2968 | LING | 400 | A | 3 | | M W F | 930-1020 | CMJ 326 | SUR LING MTHD & THY | BRANE |
| 2969 | LING | 447 | A | 4 | | M W F | 130-320 | LDN 102 | LANGUAGE DEVELOPMNT W/PSYCH 457 A | DALE |
| 2970 | LING | 451 | A | 3 | | T TH | 1130-1250 | THD 335 | PHONOLOGY W/ANTH 451 A | SAPORTA |
| 2971 | LING | 453 | A | 3 | | M W F | 1130-1220 | THD 335 | PHONOLOGY W/ANTH 453 A | KAISSSE, E. |
| 2972 | LING | 461 | A | 3 | | M W F | 930-1020 | BAG 118 | SYNTAX W/ANTH 461 A | HEWNEYER |
| 2973 | LING | 462 | A | 3 | | T TH | 100-220 | THD 335 | SYNTAX W/ANTH 462 A | CONTRERAS |
| >>>> | LING | 499 | A | 1-5 | > | ARR | - | * | UNDERGRAD RESEARCH CR/NC ONLY ENTRY CARDS PDL A210 | SAPORTA EHONDS, J. |
| 2975 | LING | 519 | A | 3 | M | W | 230-500 | LDN 112 | MATH MODELS OF GRAM | TER HEULEN |
| 2976 | LING | 563 | A | 3 | | TH | 230-500 | * | ADVANCED SYNTAX HISTORY OF TRANSFOR- NATIONAL GRAMMAR | HEWNEYER |
| 2977 | LING | 567 | A | 3 | | T TH | 1000-1120 | ARC 103E | SYN SEMANTIC DEVEL W/PSYCH 567 A | DALE |
| 2978 | LING | 580 | A | 3 | M | W | 230-500 | * | PROBS IN LINGUISTCS EMPTY CATEGORIES | CONTRERAS |
| >>>> | LING | 599 | A | 1 | > | T | 230-420 | * | LING COLLOQUIUM CR/NC ONLY ENTRY CARDS PDL A210 | EHONDS, J. SAPORTA, S. |
| >>>> | LING | 600 | A | VAR | > | ARR | - | * | INDEPENDNT STDY/RSCH CR/NC ONLY ENTRY CARDS PDL A210 | EHONDS, J. SAPORTA, S. |
| >>>> | LING | 700 | A | VAR | > | ARR | - | * | MASTERS THESIS CR/NC ONLY ENTRY CARDS PDL A210 | EHONDS, J. HEWNEYER BRANE CONTRERAS KAISSSE, E. |
| >>>> | LING | 800 | A | VAR | > | ARR | - | * | DOCTORAL DISSERTATH CR/NC ONLY ENTRY CARDS PDL A210 | EHONDS CONTRERAS BRANE KAISSSE, E. |

EAST ASIA

| | | | | | | | | |
|------|-----------|---|-----|-------|-----------|---------|---|---------------------------------------|
| 2455 | SISEA 440 | A | 5 | MTWTF | 930-1020 | THD 135 | POSTWAR JAPAN | YAMAMURA,K. PYLE,K. HELLMANN,D. |
| 2456 | SISEA 443 | A | 5 | MTWTF | 930-1020 | DEM 211 | TRAD CHINESE SOCIET M/ANTH 403 A | HARRELL,S. |
| 2457 | SISEA 451 | A | 5 | M T | 130-320 | THD 281 | JAPAN COLLOQUIUM | YAMAMURA,K. |
| >>>> | SISEA 499 | A | 3-5 | > ARR | - | 0 | UNDERGRAD RESEARCH ENTRY CARDS THD 419 | |
| 2459 | SISEA 553 | A | 3 | N M F | 1030-1120 | SAV 132 | CHIN LEG TRADITION M/LAW B 553 A | CHAN,H.L. |
| >>>> | SISEA 600 | A | VAR | > ARR | - | 0 | INDEPNMT STDY/RSCH ENTRY CARDS THD 419 | |
| >>>> | SISEA 700 | A | VAR | > ARR | - | 0 | MASTERS THESIS ENTRY CARDS THD 419 | |

LATIN AMERICAN STUDIES

| | | | | | | | | |
|------|-----------|---|-----|-------|---|---|---|----------|
| >>>> | SISLA 493 | A | 5 | > ARR | - | 0 | SENIOR THESIS ENTRY CARDS THD 419 | |
| >>>> | SISLA 499 | A | 3-5 | > ARR | - | 0 | UNDERGRAD RESEARCH ENTRY CARDS THD 419 | ALDEN,D. |

MIDDLE EASTERN STUDIES

| | | | | | | | | |
|------|-----------|---|-----|-------|-----------|---------|--|----------------|
| 2462 | SISME 210 | A | 5 | MTWTF | 1130-1220 | DEM 315 | ISLAMIC CULTURE M/N E 210 A | SIDDIQ,H. |
| >>>> | SISME 600 | A | VAR | > ARR | - | 0 | INDEPENDENT STUDY ENTRY CARDS THD 419 | |
| >>>> | SISME 700 | A | VAR | > ARR | - | 0 | MASTER'S THESIS ENTRY CARDS THD 419 | BACHARACH,J.J. |

RUSSIA AND EAST EUROPE

| | | | | | | | | | |
|------|-----------|---|-----|--------|-----------|-----------|---|---------------------|-----------|
| 2465 | SISRE 140 | A | 5 | MTWTF | 830-920 | GWN 201 | RUSSIA 10TH C-PRES W/NST 140 A | HAUGH,D. | |
| 2466 | SISRE 220 | A | 5 | MTWTF | 1030-1120 | THD 119 | INTR E EUR STUDIES | VELIKONJA,J.J. | |
| 2467 | SISRE 243 | A | 5 | MTWTF | 1230-120 | GWN 201 | RUSS CIVILIZATION | LENER,L.W. | |
| 2468 | SISRE 246 | A | 5 | M | MTWTF | 1130-1220 | THD 331 | MULTI-ETHNIC STATES | BODD,A.T. |
| 2470 | SISRE 327 | A | 5 | MTWTF | 1130-1220 | GMI 105 | DISSENT SOVIET BLOC | LECTERS,L. | |
| 2471 | SISRE 401 | A | 5 | M T TH | 130-320 | DEM 310 | MIST MARXIST THGHT | LECTERS,L. | |
| 2472 | SISRE 410 | A | 3 | ARR | - | 0 | SOVIET ASIA WRITERS | CIRTAUTAS,I. | |
| 2473 | SISRE 455 | A | 3 | N M | 1130-1220 | MAR 168 | MARINE PDL SOV BLOC M/INS 455 A | KACZYNSKI,W. | |
| >>>> | SISRE 499 | A | 3-5 | > ARR | - | 0 | UNDERGRAD RESEARCH ENTRY CARDS THD 503 | | |
| >>>> | SISRE 600 | A | VAR | > ARR | - | 0 | INDEPNMT STDY/RSCH ENTRY CARDS THD 503 | | |
| >>>> | SISRE 700 | A | VAR | > ARR | - | 0 | MASTERS THESIS ENTRY CARDS THD 503 | | |

SOUTH ASIA

| | | | | | | | | |
|------|-----------|---|-----|-------|-----------|---------|---|-------------|
| >>>> | SISSA 499 | A | 3-5 | > ARR | - | 0 | UNDERGRAD RESEARCH ENTRY CARDS THD 503 | |
| 2477 | SISSA 386 | A | 5 | MTWTF | 1030-1120 | SAV 127 | INTRD INDIA PHIL M/PHIL 386 A PLUS ONE HOUR | POTTER,K.H. |

W - WRITING COURSE MEETING A & B REQUIREMENT H - HONORS 0 - PERMISSION SIGNATURE * - NEW COURSE (SEE FRONT OF THIS SCHEDULE)
 >>> ENROLLMENT IN THIS SECTION IS LIMITED, AND STUDENTS MUST OBTAIN ENTRY CARDS. THE SCHEDULE LINE NUMBER IS PRINTED ON THE ENTRY CARD AND MUST BE MARKED ON THE O-SCAN REGISTRATION FORM. BOTH THE O-SCAN FORM AND CARD MUST BE TURNED IN TO REGISTER.

MATHEMATICS

| | | ENTRY CARDS AVAILABLE IN | | | PDL C-36 | | | |
|------|----------------|--|---|-------|-------------------------|---------|--|--|
| >>>> | MATH 100 A | 5 | > | MTWTF | 830-920 | SIG 423 | ALGEBRA SPECIALLY ADMITTED STUDENTS ONLY | |
| >>>> | MATH 100 B | 5 | > | MTWTF | 930-1020 | SIG 423 | SPECIALLY ADMITTED STUDENTS ONLY | |
| >>>> | MATH 100 C | 5 | > | MTWTF | 1030-1120 | SIG 423 | SPECIALLY ADMITTED STUDENTS ONLY | |
| >>>> | MATH 100 D | 5 | > | MTWTF | 1130-1220 | SIG 423 | SPECIALLY ADMITTED STUDENTS ONLY | |
| >>>> | MATH 100 E | 5 | > | MTWTF | 830-920 | SIG 231 | ALGEBRA SPECIALLY ADMITTED STUDENTS ONLY | |
| >>>> | MATH 102 A | 5 | > | MTWTF | 1030-1120 | SIG 231 | SPECIALLY ADMITTED STUDENTS ONLY | |
| >>>> | MATH 102 B | 5 | > | MTWTF | 1130-1220 | SIG 231 | SPECIALLY ADMITTED STUDENTS ONLY | |
| >>>> | MATH 102 C | 5 | > | MTWTF | 1230-120 | SIG 231 | SPECIALLY ADMITTED STUDENTS ONLY | |
| >>>> | MATH 103 A | 3 | > | N M F | 830-920 | SIG 229 | INTRD ELEM FUNCTION SPECIALLY ADMITTED STUDENTS ONLY | |
| >>>> | MATH 103 B | 3 | > | N M F | 1030-1120 | SIG 229 | SPECIALLY ADMITTED STUDENTS ONLY | |
| | | PLACEMENT TEST REQUIRED PDL HALL B-10 AND C-16 | | | OR MATH 105-INFORMATION | | ON PLACEMENT TESTS CAN BE OBTAINED IN | |
| 2993 | MATH 105 A | 5 | > | N M F | 830-920 | KNE 130 | ELEM FUNCTIONS | |
| 2994 | MATH 105 AA QZ | | > | T TH | 830-920 | DLN 311 | | |
| 2995 | MATH 105 AB QZ | | > | T TH | 930-1020 | DEM 205 | | |
| 2996 | MATH 105 B | 5 | > | N M F | 830-920 | KNE 130 | | |
| 2997 | MATH 105 BA QZ | | > | T TH | 830-920 | DLN 416 | | |
| 2998 | MATH 105 BB QZ | | > | T TH | 930-1020 | LDN 101 | | |
| 2999 | MATH 105 C | 5 | > | N M F | 830-920 | KNE 130 | | |
| 3000 | MATH 105 CA QZ | | > | T TH | 830-920 | LDN 101 | | |
| 3001 | MATH 105 CB QZ | | > | T TH | 930-1020 | SIG 227 | | |
| 3002 | MATH 105 D | 5 | > | N M F | 830-920 | KNE 130 | | |
| 3003 | MATH 105 DA QZ | | > | T TH | 830-920 | LDN 102 | | |
| 3004 | MATH 105 DB QZ | | > | T TH | 930-1020 | SIG 226 | | |
| 3005 | MATH 105 E | 5 | > | N M F | 830-920 | KNE 130 | | |
| 3006 | MATH 105 EA QZ | | > | T TH | 830-920 | LDN 201 | | |
| 3007 | MATH 105 EB QZ | | > | T TH | 930-1020 | SIG 228 | | |
| 3008 | MATH 105 F | 5 | > | N M F | 830-920 | KNE 130 | | |
| 3009 | MATH 105 FA QZ | | > | T TH | 830-920 | PAR 212 | | |
| 3010 | MATH 105 FB QZ | | > | T TH | 930-1020 | SAV 313 | | |
| 3011 | MATH 105 G | 5 | > | N M F | 830-920 | KNE 130 | | |
| 3012 | MATH 105 GA QZ | | > | T TH | 830-920 | THD 134 | | |
| 3013 | MATH 105 GB QZ | | > | T TH | 930-1020 | GUC 306 | | |
| 3014 | MATH 105 H | 5 | > | N M F | 830-920 | KNE 130 | | |
| 3015 | MATH 105 HA QZ | | > | T TH | 830-920 | PAR 310 | | |
| 3016 | MATH 105 HB QZ | | > | T TH | 930-1020 | THD 119 | | |
| >>>> | MATH 105 I | 5 | > | N M F | 830-920 | KNE 130 | ENTRY CARDS HSB 0303 AND ELB 110 | |
| >>>> | MATH 105 IA QZ | | > | T TH | 830-920 | EEB 322 | ENTRY CARDS HSB 0303 AND ELB 110 | |
| >>>> | MATH 105 IB QZ | | > | T TH | 930-1020 | BLM 311 | ENTRY CARDS HSB 0303 AND ELB 110 | |
| 3024 | MATH 105 J | 5 | > | N M F | 230-320 | ARC 207 | | |
| 3025 | MATH 105 JA QZ | | > | T TH | 130-220 | MOR 234 | | |
| 3026 | MATH 105 JB QZ | | > | T TH | 230-320 | SAV 245 | | |
| 3027 | MATH 105 K | 5 | > | N M F | 230-320 | ARC 207 | | |
| 3028 | MATH 105 KA QZ | | > | T TH | 130-220 | GUC 405 | | |
| 3029 | MATH 105 KB QZ | | > | T TH | 230-320 | SAV 125 | | |
| 3030 | MATH 105 L | 5 | > | N M F | 230-320 | ARC 207 | | |
| 3031 | MATH 105 LA QZ | | > | T TH | 130-220 | GUC 409 | | |
| 3032 | MATH 105 LB QZ | | > | T TH | 230-320 | SAV 341 | | |
| 3033 | MATH 105 M | 5 | > | N M F | 230-320 | ARC 207 | | |
| 3034 | MATH 105 MA QZ | | > | T TH | 130-220 | GUC 517 | | |
| 3035 | MATH 105 MB QZ | | > | T TH | 230-320 | HIT 211 | | |
| >>>> | MATH 105 U | 5 | > | N M F | 230-320 | ARC 207 | | |
| | | PLACEMENT TEST REQUIRED PDL HALL B-110 AND C-36 | | | OR MATH 124-INFORMATION | | ON PLACEMENT TESTS CAN BE OBTAINED IN | |
| 3036 | MATH 124 A | 5 | > | N M F | 830-920 | GWN 301 | CALC WITH ANAL GEOM | |
| 3037 | MATH 124 AA QZ | | > | T TH | 830-920 | SIG 220 | | |
| 3038 | MATH 124 AB QZ | | > | T TH | 830-920 | MOR 231 | | |
| 3039 | MATH 124 AC QZ | | > | T TH | 930-1020 | SIG 229 | | |
| 3040 | MATH 124 AD QZ | | > | T TH | 930-1020 | SIG 231 | | |
| 3041 | MATH 124 B | 5 | > | N M F | 830-920 | SAV 239 | | |
| 3042 | MATH 124 BA QZ | | > | T TH | 830-920 | GUC 411 | | |
| 3043 | MATH 124 BB QZ | | > | T TH | 830-920 | HIT 216 | | |
| 3044 | MATH 124 BC QZ | | > | T TH | 930-1020 | GUC 405 | | |
| 3045 | MATH 124 BD QZ | | > | T TH | 730-820 | SIG 228 | | |
| 3046 | MATH 124 C | 5 | > | N M F | 830-920 | SHI 120 | | |
| 3047 | MATH 124 CA QZ | | > | T TH | 830-920 | GUC 405 | | |

W - WRITING COURSE MEETING A & B REQUIREMENT H - HONORS 0 - PERMISSION SIGNATURE * - NEW COURSE (SEE FRONT OF THIS SCHEDULE)
 >>> ENROLLMENT IN THIS SECTION IS LIMITED, AND STUDENTS MUST OBTAIN ENTRY CARDS. THE SCHEDULE LINE NUMBER IS PRINTED ON THE ENTRY CARD AND MUST BE MARKED ON THE O-SCAN REGISTRATION FORM. BOTH THE O-SCAN FORM AND CARD MUST BE TURNED IN TO REGISTER.

COLLEGE OF ARTS AND SCIENCES

| Sched. Line No. | DEPARTMENT | COURSE | ITEM | SECTION | CREDITS | W | R | H | P | N | E | W | P | N | E | TIME | | LOCATION | TITLE AND REMARKS | INSTRUCTOR | | |
|-----------------|------------|--------|------|---------|---------|---|---|---|---|---|---|---|---|---|---|------|------|-----------|-------------------|------------|---------------------|--|
| | | | | | | | | | | | | | | | | Day | Hour | | | | | |
| 3048 | MATH | 124 | CD | OZ | | | | | | | | | | | | T | TH | 830-920 | BLM 314 | | | |
| 3049 | MATH | 124 | CD | OZ | | | | | | | | | | | | T | TH | 930-1020 | GUG 102 | | | |
| 3050 | MATH | 124 | CD | OZ | | | | | | | | | | | | T | TH | 930-1020 | SIG 156 | | | |
| 3051 | MATH | 124 | D | | 5 | | | | | | | | | | | M | M | F | 930-1020 | SIG 134 | | |
| 3052 | MATH | 124 | DA | OZ | | | | | | | | | | | | T | TH | 930-1020 | BLM 309 | | | |
| 3053 | MATH | 124 | DB | OZ | | | | | | | | | | | | T | TH | 930-1020 | DEN 304 | | | |
| 3054 | MATH | 124 | DC | OZ | | | | | | | | | | | | T | TH | 1030-1120 | SIG 226 | | | |
| 3055 | MATH | 124 | DD | OZ | | | | | | | | | | | | T | TH | 1030-1120 | GUG 409 | | | |
| 3056 | MATH | 124 | E | | 5 | | | | | | | | | | | M | M | F | 1030-1120 | JHN 101 | | |
| 3057 | MATH | 124 | EA | OZ | | | | | | | | | | | | T | TH | 930-1020 | MOR 221 | | | |
| 3058 | MATH | 124 | EB | OZ | | | | | | | | | | | | T | TH | 930-1020 | SMI 407 | | | |
| 3059 | MATH | 124 | EC | OZ | | | | | | | | | | | | T | TH | 1030-1120 | SAV 241 | | | |
| 3060 | MATH | 124 | ED | OZ | | | | | | | | | | | | T | TH | 1030-1120 | SIG 226 | | | |
| 3061 | MATH | 124 | F | | 5 | | | | | | | | | | | M | M | F | 1130-1220 | AND 223 | | |
| 3062 | MATH | 124 | FA | OZ | | | | | | | | | | | | T | TH | 1130-1220 | SIG 227 | | | |
| 3063 | MATH | 124 | FB | OZ | | | | | | | | | | | | T | TH | 1130-1220 | PHY 323 | | | |
| 3064 | MATH | 124 | FC | OZ | | | | | | | | | | | | T | TH | 1230-120 | SAV 142 | | | |
| 3065 | MATH | 124 | FD | OZ | | | | | | | | | | | | T | TH | 1230-120 | SAV 245 | | | |
| 3066 | MATH | 124 | G | | 5 | | | | | | | | | | | M | M | F | 1230-120 | PAR 108 | | |
| 3067 | MATH | 124 | GA | OZ | | | | | | | | | | | | T | TH | 1130-1220 | GUG 409 | | | |
| 3068 | MATH | 124 | GB | OZ | | | | | | | | | | | | T | TH | 1130-1220 | LOM 102 | | | |
| 3069 | MATH | 124 | GC | OZ | | | | | | | | | | | | T | TH | 1230-120 | MOR 225 | | | |
| 3070 | MATH | 124 | GD | OZ | | | | | | | | | | | | T | TH | 1230-120 | SAV 243 | | | |
| 3071 | MATH | 124 | H | | 5 | | | | | | | | | | | M | M | F | 1230-120 | AND 223 | | |
| 3072 | MATH | 124 | HA | OZ | | | | | | | | | | | | T | TH | 1130-1220 | EED 322 | | | |
| 3073 | MATH | 124 | HB | OZ | | | | | | | | | | | | T | TH | 1130-1220 | GUG 409 | | | |
| 3074 | MATH | 124 | HC | OZ | | | | | | | | | | | | T | TH | 1230-120 | MOR 230 | | | |
| 3075 | MATH | 124 | HD | OZ | | | | | | | | | | | | T | TH | 1230-120 | SAV 341 | | | |
| 3076 | MATH | 124 | I | | 5 | | | | | | | | | | | M | M | F | 130-220 | HLR 301 | | |
| 3077 | MATH | 124 | IA | OZ | | | | | | | | | | | | T | TH | 1230-120 | SAV 129 | | | |
| 3078 | MATH | 124 | IB | OZ | | | | | | | | | | | | T | TH | 1230-120 | SAV 129 | | | |
| 3079 | MATH | 124 | IC | OZ | | | | | | | | | | | | T | TH | 130-220 | SIG 227 | | | |
| 3080 | MATH | 124 | ID | OZ | | | | | | | | | | | | T | TH | 130-220 | SIG 228 | | | |
| 3081 | MATH | 124 | JA | OZ | 5 | | | | | | | | | | | M | M | F | 130-220 | PAR 108 | | |
| 3082 | MATH | 124 | JB | OZ | | | | | | | | | | | | T | TH | 130-220 | SIG 231 | | | |
| 3083 | MATH | 124 | JB | OZ | | | | | | | | | | | | T | TH | 130-220 | SAV 245 | | | |
| 3084 | MATH | 124 | JC | OZ | | | | | | | | | | | | T | TH | 230-320 | SIG 226 | | | |
| 3085 | MATH | 124 | JD | OZ | | | | | | | | | | | | T | TH | 230-320 | SIG 231 | | | |
| 3086 | MATH | 124 | U | | 5 | | | | | | | | | | | M | W | TH | 630-800 PM | SAV 211 | | |
| 3087 | MATH | 125 | A | | 5 | | | | | | | | | | | M | M | F | 830-920 | SIG 424 | CALC WITH ANAL GEOM | |
| 3088 | MATH | 125 | AA | OZ | | | | | | | | | | | | T | TH | 830-920 | JHA 110 | | | |
| 3089 | MATH | 125 | AB | OZ | | | | | | | | | | | | T | TH | 830-920 | GUG 409 | | | |
| 3090 | MATH | 125 | B | | 5 | | | | | | | | | | | M | M | F | 930-1020 | SIG 424 | | |
| 3091 | MATH | 125 | BA | OZ | | | | | | | | | | | | T | TH | 930-1020 | MOR 230 | | | |
| 3092 | MATH | 125 | BB | OZ | | | | | | | | | | | | T | TH | 930-1020 | DEN 216 | | | |
| 3093 | MATH | 125 | C | | 5 | | | | | | | | | | | M | M | F | 1030-1120 | SIG 424 | | |
| 3094 | MATH | 125 | CA | OZ | | | | | | | | | | | | T | TH | 1030-1120 | BLM 201 | | | |
| 3095 | MATH | 125 | CB | OZ | | | | | | | | | | | | T | TH | 1030-1120 | EED 301 | | | |
| 3096 | MATH | 125 | D | | 5 | | | | | | | | | | | M | M | F | 1130-1220 | SIG 424 | | |
| 3097 | MATH | 125 | DA | OZ | | | | | | | | | | | | T | TH | 1130-1220 | MOR 234 | | | |
| 3098 | MATH | 125 | DB | OZ | | | | | | | | | | | | T | TH | 1130-1220 | PHY 152 | | | |
| 3099 | MATH | 125 | E | | 5 | | | | | | | | | | | M | M | F | 1230-120 | SIG 424 | | |
| 3100 | MATH | 125 | EA | OZ | | | | | | | | | | | | T | TH | 1230-120 | PHY 152 | | | |
| 3101 | MATH | 125 | EB | OZ | | | | | | | | | | | | T | TH | 1230-120 | SIG 423 | | | |
| 3102 | MATH | 125 | F | | 5 | | | | | | | | | | | M | M | F | 130-220 | SIG 424 | | |
| 3103 | MATH | 125 | FA | OZ | | | | | | | | | | | | T | TH | 130-220 | PHY 321 | | | |
| 3104 | MATH | 125 | FB | OZ | | | | | | | | | | | | T | TH | 130-220 | HUT 116 | | | |
| 3105 | MATH | 125 | G | | 5 | | | | | | | | | | | M | M | F | 230-320 | CHN 301 | | |
| 3106 | MATH | 125 | GA | OZ | | | | | | | | | | | | T | TH | 130-220 | TRD 134 | | | |
| 3107 | MATH | 125 | GB | OZ | | | | | | | | | | | | T | TH | 130-220 | GUG 306 | | | |
| 3108 | MATH | 125 | GC | OZ | | | | | | | | | | | | T | TH | 230-320 | SAV 335 | | | |
| 3109 | MATH | 125 | GD | OZ | | | | | | | | | | | | T | TH | 230-320 | SIG 429 | | | |
| 3110 | MATH | 126 | A | | 5 | | | | | | | | | | | M | M | F | 830-920 | SIG 425 | CALC WITH ANAL GEOM | |
| 3111 | MATH | 126 | AA | OZ | | | | | | | | | | | | T | TH | 830-920 | MOR 225 | | | |
| 3112 | MATH | 126 | AB | OZ | | | | | | | | | | | | T | TH | 830-920 | SIG 229 | | | |
| 3113 | MATH | 126 | B | | 5 | | | | | | | | | | | M | M | F | 930-1020 | SIG 425 | | |
| 3114 | MATH | 126 | BA | OZ | | | | | | | | | | | | T | TH | 930-1020 | GUG 409 | | | |
| 3115 | MATH | 126 | BB | OZ | | | | | | | | | | | | T | TH | 930-1020 | MOR 234 | | | |
| 3116 | MATH | 126 | C | | 5 | | | | | | | | | | | M | M | F | 1030-1120 | SIG 425 | | |
| 3117 | MATH | 126 | CA | OZ | | | | | | | | | | | | T | TH | 1030-1120 | SIG 427 | | | |
| 3118 | MATH | 126 | CB | OZ | | | | | | | | | | | | T | TH | 1030-1120 | GUG 317 | | | |
| 3119 | MATH | 126 | D | | 5 | | | | | | | | | | | M | M | F | 1130-1220 | SIG 425 | | |
| 3120 | MATH | 126 | DA | OZ | | | | | | | | | | | | T | TH | 1130-1220 | SIG 425 | | | |
| 3121 | MATH | 126 | DB | OZ | | | | | | | | | | | | T | TH | 1130-1220 | SIG 226 | | | |
| 3122 | MATH | 126 | E | | 5 | | | | | | | | | | | M | M | F | 1230-120 | SIG 425 | | |
| 3123 | MATH | 126 | EA | OZ | | | | | | | | | | | | T | TH | 1230-120 | SIG 229 | | | |
| 3124 | MATH | 126 | EB | OZ | | | | | | | | | | | | T | TH | 1230-120 | SIG 227 | | | |
| 3125 | MATH | 126 | F | | 5 | | | | | | | | | | | M | M | F | 130-220 | SIG 425 | | |
| 3126 | MATH | 126 | FA | OZ | | | | | | | | | | | | T | TH | 130-220 | SAV 341 | | | |
| 3127 | MATH | 126 | FB | OZ | | | | | | | | | | | | T | TH | 130-220 | MOR 230 | | | |
| 3128 | MATH | 126 | G | | 5 | | | | | | | | | | | M | M | F | 130-220 | SIG 427 | | |
| 3129 | MATH | 126 | GA | OZ | | | | | | | | | | | | T | TH | 130-220 | SIG 423 | | | |
| 3130 | MATH | 126 | GB | OZ | | | | | | | | | | | | T | TH | 130-220 | SIG 429 | | | |
| 3131 | MATH | 126 | H | | 5 | | | | | | | | | | | M | M | F | 230-320 | SIG 427 | | |
| 3132 | MATH | 126 | HA | OZ | | | | | | | | | | | | T | TH | 230-320 | SIG 227 | | | |
| 3133 | MATH | 126 | HB | OZ | | | | | | | | | | | | T | TH | 230-320 | SIG 226 | | | |

BROWN, K.A.

| Sched. Line No. | DEPARTMENT | COURSE | ITEM | SECTION | CREDITS | W | R | H | P | N | E | W | P | N | E | TIME | | LOCATION | TITLE AND REMARKS | INSTRUCTOR | | |
|-----------------|------------|--------|------|---------|---------|---|---|---|---|---|---|---|---|---|---|------|------|----------|-------------------|------------|-------------------|---------------------|
| | | | | | | | | | | | | | | | | Day | Hour | | | | | |
| 3213 | MATH | 328 | A | | 3 | | | | | | | | | | | M | M | F | 1030-1120 | BLM 309 | ADVANCED CALCULUS | |
| 3214 | MATH | 328 | B | | 3 | | | | | | | | | | | M | M | F | 1130-1220 | HUT 116 | | |
| 3215 | MATH | 328 | C | | 3 | | | | | | | | | | | M | M | F | 1030-1120 | DEN 217 | | |
| 3216 | MATH | 329 | A | | 3 | | | | | | | | | | | M | M | F | 1130-1220 | GUG 411 | | ADVANCED CALCULUS |
| 3217 | MATH | 334 | A | | 3 | | | | | | | | | | | M | M | F | 130-220 | SIG 223 | | H-ADVANCED CALCULUS |
| 3218 | MATH | 381 | A | | 3 | | | | | | | | | | | M | M | F | 230-320 | SIG 423 | | |

| 3134 | MATH | 134 | A | 5 | H | MTWTF | 1030-1120 | JHA | 111 | N-CALC MTH AML CEDN |
|------|------|-----|----|---|---|--|------------|-----|-----|---------------------|
| | | | | | | PLACEMENT TEST REQUIRED FOR POL HALL D-110 AND C-136 | | | | |
| | | | | | | INFORMATION ON PLACEMENT TESTS CAN BE OBTAINED IN | | | | |
| 3135 | MATH | 156 | AA | 5 | | M W F | 230-320 | KNE | 120 | BUSINESS & ECON ALG |
| 3136 | MATH | 156 | AA | 5 | | T TH | 130-220 | EEB | 316 | |
| 3137 | MATH | 156 | AB | 5 | | T TH | 230-320 | KDR | 331 | |
| 3138 | MATH | 156 | B | 5 | | M W F | 230-320 | KNE | 120 | |
| 3139 | MATH | 156 | BA | 5 | | T TH | 130-220 | REB | 250 | |
| 3140 | MATH | 156 | BB | 5 | | T TH | 230-320 | RDB | 316 | |
| 3141 | MATH | 156 | CA | 5 | | M W F | 230-320 | KNE | 120 | |
| 3142 | MATH | 156 | CA | 5 | | T TH | 130-220 | REB | 348 | |
| 3143 | MATH | 156 | CD | 5 | | T TH | 230-320 | GUG | 306 | |
| 3144 | MATH | 156 | D | 5 | | M W F | 230-320 | KNE | 120 | |
| 3145 | MATH | 156 | DA | 5 | | T TH | 130-220 | REB | 235 | |
| 3146 | MATH | 156 | DB | 5 | | T TH | 230-320 | PHY | 321 | |
| 3147 | MATH | 156 | E | 5 | | M W F | 230-320 | KNE | 120 | |
| 3148 | MATH | 156 | EA | 5 | | T TH | 130-220 | EEB | 316 | |
| 3149 | MATH | 156 | EB | 5 | | T TH | 230-320 | SAV | 211 | |
| 3150 | MATH | 156 | F | 5 | | M W F | 230-320 | KNE | 120 | |
| 3151 | MATH | 156 | FA | 5 | | T TH | 130-220 | CHU | 226 | |
| 3152 | MATH | 156 | FB | 5 | | T TH | 230-320 | SAV | 309 | |
| 3153 | MATH | 156 | G | 5 | | M W F | 230-320 | KNE | 120 | |
| 3154 | MATH | 156 | GA | 5 | | T TH | 130-220 | PAR | 326 | |
| 3155 | MATH | 156 | GB | 5 | | T TH | 230-320 | SAV | 313 | |
| 3156 | MATH | 157 | U | 5 | | M WTH | 630-800 PM | SAV | 309 | BUSINESS ECON CALC |
| 3157 | MATH | 170 | A | 3 | | M W F | 130-220 | JHN | 101 | MATH ELEM SCH TEACH |
| 3158 | MATH | 205 | A | 3 | | M W F | 830-920 | SIG | 226 | ELEM LINEAR ALGEBRA |
| 3159 | MATH | 205 | B | 3 | | M W F | 830-920 | SIG | 228 | |
| 3160 | MATH | 205 | C | 3 | | M W F | 930-1020 | SIG | 228 | |
| 3161 | MATH | 205 | D | 3 | | M W F | 930-1020 | PAR | 306 | |
| 3162 | MATH | 205 | E | 3 | | M W F | 930-1020 | JHA | 110 | |
| 3163 | MATH | 205 | F | 3 | | M W F | 1030-1120 | SIG | 226 | |
| 3164 | MATH | 205 | G | 3 | | M W F | 1030-1120 | SIG | 227 | |
| 3165 | MATH | 205 | H | 3 | | M W F | 1130-1220 | SIG | 226 | |
| 3166 | MATH | 205 | I | 3 | | M W F | 1130-1220 | SIG | 227 | |
| 3167 | MATH | 205 | J | 3 | | M W F | 1230-120 | SIG | 227 | |
| 3168 | MATH | 205 | K | 3 | | M W F | 1230-120 | SIG | 228 | |
| 3169 | MATH | 205 | L | 3 | | M W F | 130-220 | SIG | 228 | |
| 3170 | MATH | 205 | U | 3 | | M W | 630-800 PM | SAV | 339 | |
| 3171 | MATH | 238 | A | 3 | | M W F | 830-920 | SAV | 142 | ELEMNTS OF DIFF EQ |
| 3172 | MATH | 238 | B | 3 | | M W F | 830-920 | SAV | 311 | |
| 3173 | MATH | 238 | C | 3 | | M W F | 830-920 | SAV | 125 | |
| 3174 | MATH | 238 | D | 3 | | M W F | 930-1020 | PAR | 306 | |
| 3175 | MATH | 238 | E | 3 | | M W F | 930-1020 | THD | 119 | |
| 3176 | MATH | 238 | F | 3 | | M W F | 930-1020 | DEM | 304 | |
| 3177 | MATH | 238 | G | 3 | | M W F | 1030-1120 | GUG | 411 | |
| 3178 | MATH | 238 | H | 3 | | M W F | 1030-1120 | SAV | 241 | |
| 3179 | MATH | 238 | I | 3 | | M W F | 1030-1120 | EEB | 329 | |
| 3180 | MATH | 238 | J | 3 | | M W F | 1130-1220 | SIG | 228 | |
| 3181 | MATH | 238 | K | 3 | | M W F | 1130-1220 | SIG | 229 | |
| 3182 | MATH | 238 | L | 3 | | M W F | 1130-1220 | HUT | 211 | |
| 3183 | MATH | 238 | M | 3 | | M W F | 1130-1220 | REB | 230 | |
| 3184 | MATH | 238 | N | 3 | | M W F | 1230-120 | SIG | 229 | |
| 3185 | MATH | 238 | O | 3 | | M W F | 1230-120 | SIG | 423 | |
| 3186 | MATH | 238 | U | 3 | | T TH | 630-800 PM | KDR | 221 | |
| 3187 | MATH | 239 | A | 3 | | M W F | 1030-1120 | SHI | 307 | ELEMENTS OF DIFF EQ |
| 3188 | MATH | 239 | B | 3 | | M W F | 1030-1120 | SAV | 211 | |
| 3189 | MATH | 239 | C | 3 | | M W F | 1230-120 | PHY | 152 | |
| 3190 | MATH | 239 | D | 3 | | M W F | 130-220 | PHY | 150 | |
| 3191 | MATH | 301 | A | 3 | | M W F | 1130-1220 | DLN | 201 | ELEM NUMBER THEORY |
| 3192 | MATH | 302 | A | 4 | | M W F | 830-920 | SAV | 241 | LINEAR ALGEBRA |
| 3193 | MATH | 302 | AA | 4 | | TH | 830-920 | PHY | 152 | |
| 3194 | MATH | 302 | B | 4 | | M W F | 1030-1120 | PHY | 152 | |
| 3195 | MATH | 302 | BA | 4 | | TH | 1030-1120 | BHS | 117 | |
| 3196 | MATH | 302 | CA | 4 | | M W F | 1130-1220 | DEM | 309 | |
| 3197 | MATH | 302 | CA | 4 | | TH | 1130-1220 | HUT | 116 | |
| 3198 | MATH | 302 | D | 4 | | M W F | 1230-120 | SAV | 311 | |
| 3199 | MATH | 302 | DA | 4 | | TH | 1230-120 | GUG | 306 | |
| 3200 | MATH | 302 | U | 4 | | T TH | 630-820 PM | SAV | 315 | |
| 3201 | MATH | 303 | A | 3 | | M W F | 1130-1220 | EEB | 329 | LINEAR ALGEBRA |
| 3202 | MATH | 303 | E | 3 | | M W F | 1130-1220 | PAR | 206 | |
| 3203 | MATH | 305 | A | 3 | | M W F | 1130-1220 | RAI | 121 | INTRO TO MATH LOGIC |
| 3204 | MATH | 327 | A | 3 | | M W F | 830-920 | PHY | 152 | ADVANCED CALCULUS |
| 3205 | MATH | 327 | B | 3 | | M W F | 830-920 | SIG | 227 | |
| 3206 | MATH | 327 | C | 3 | | M W F | 930-1020 | GUG | 409 | |
| 3207 | MATH | 327 | D | 3 | | M W F | 1030-1120 | HUT | 211 | |
| 3208 | MATH | 327 | E | 3 | | M W F | 1130-1220 | PAR | 306 | |
| 3209 | MATH | 327 | F | 3 | | M W F | 1130-1220 | JHA | 110 | |
| 3210 | MATH | 327 | G | 3 | | M W F | 1230-120 | RDB | 211 | |
| 3211 | MATH | 327 | H | 3 | | M W F | 130-220 | SIG | 229 | |
| 3212 | MATH | 327 | U | 3 | | M W | 630-800 PM | SAV | 313 | |

W = WRITING COURSE MEETING A & B REQUIREMENT H = HONORS * = PERMISSION SIGNATURE % = NEW COURSE (SEE FRONT OF TIME SCHEDULE)
 >>> ENROLLMENT IN THIS SECTION IS LIMITED, AND STUDENTS MUST OBTAIN ENTRY CARDS. THE SCHEDULE LINE NUMBER IS PRINTED ON THE ENTRY CARD AND MUST BE MARKED ON THE OF-SCAN REGISTRATION FORM. BOTH THE OF-SCAN FORM AND CARD MUST BE TURNED IN TO REGISTER.

| | | | | | | | | | | |
|------|------|------|-----|-----|-----|-------|-----------|-----|------|----------------------|
| 3260 | MATH | 564 | A | 3 | | M W F | 1250-120 | PDL | C340 | ALGEBRAIC TOPOLOGY |
| 3261 | MATH | 570 | A | VAR | | N | 330-420 | SIG | 223 | SEMINAR IN TOPOLOGY |
| 3262 | MATH | 571 | A | 3 | | M W F | 230-320 | PDL | C036 | SPEC TOPICS IN TOP |
| 3263 | MATH | 574 | A | 3 | | M W F | 1030-1120 | PDL | C036 | ADV PARTL DIFF EQ |
| 3264 | MATH | 590 | A | VAR | | TH | 130-320 | SIG | 223 | SPMR PROBABILITY |
| 3265 | MATH | 591 | A | 3 | | M W F | 230-320 | SIG | 223 | SPEC TOPS IN PROD |
| >>> | >>>> | MATH | 600 | A | VAR | > | ARR | - | * * | INDEPENDNT STDY/RSCH |
| >>> | >>>> | MATH | 700 | A | VAR | > | ARR | - | * * | MASTERS THESIS |
| >>> | >>>> | MATH | 800 | A | VAR | > | ARR | - | * * | DOCTORAL DISSERTATN |

MUSIC ENSEMBLE

| | | | | | | | | | | | | |
|------|-------|-------|-----|---|---|-----|---------|--------------------|-----|---|--|--------------|
| 3760 | MUSEN | 100 | A | 2 | | M W | 330-520 | MUS | 035 | UNIVERSITY SINGERS CR/NC ONLY | | |
| >> | >>>> | MUSEN | 101 | A | 2 | > | T TH | 330-345 | MNY | 268 | UNIV SYMPHONY ORCH W/MUSEN 480 A CR/NC ONLY ENTRY CARDS MUS 105 | FEIST,R. |
| >> | >>>> | MUSEN | 107 | A | 1 | > | M W F | 130-220 | MNY | 268 | OPERA WORKSHOP ENTRY CARDS MUS 105 | LIOITTA,V. |
| >> | >>>> | MUSEN | 140 | A | 2 | > | M W F | 230-320 230-420 | MUS | 035 MUS 213 | VOCAL JAZZ ENSEMBLE CR/NC ONLY ENTRY CARDS MUS 105 | |
| >> | >>>> | MUSEN | 147 | A | 1 | > | ARR | - | * * | OPERA CHORUS ENTRY CARDS MUS 105 | LIOITTA,V. | |
| >> | >>>> | MUSEN | 201 | A | 2 | > | M W | 330-520 | MNY | 268 | WIND SINFONIETTA ENTRY CARDS MUS 105 | BYRNES,R. |
| >> | >>>> | MUSEN | 203 | A | 2 | > | M W F | 330-520 | PHY | 2 | MARCHING BAND CR/NC ONLY ENTRY CARDS MUS 105 | BISSELL,W. |
| >> | >>>> | MUSEN | 204 | A | 1 | > | T TH | 220-320 | MNY | 059H | PERCUSSION ENSEMBLE ENTRY CARDS MUS 105 | COLLIER,T. |
| >> | >>>> | MUSEN | 206 | U | 1 | > | T TH | 530-720PM | MUS | 035 | JAZZ WORKSHOP ENTRY CARDS MUS 105 | COLLIER,T. |
| >> | >>>> | MUSEN | 207 | A | 2 | > | T TH | 330-520 | MUS | 213 | DRATDRIO CHORUS CR/NC ONLY ENTRY CARDS MUS 105 | KAPLAN,A. |
| >> | >>>> | MUSEN | 208 | A | 2 | > | M W F | 1230-220 | MUS | 035 | STUDIO JAZZ ENSBLE W/MUSEN 446 A CR/NC ONLY ENTRY CARDS MUS 105 | CUNNING,S.R. |
| >> | >>>> | MUSEN | 208 | B | 2 | > | T TH | 1230-220 | MUS | 035 | CR/NC ONLY ENTRY CARDS MUS 105 | CUNNING,S.R. |
| >> | >>>> | MUSEN | 307 | A | 1 | > | M W F | 1030-1120 | MNY | 268 | ADV OPERA WORKSHOP CR/NC ONLY ENTRY CARDS MUS 105 | LIOITTA,V. |
| >>> | >>>>> | MUSEN | 446 | A | 2 | > | M W F | 1230-220 | MUS | 035 | ADV JAZZ ENSEMBLE W/MUSEN 208 A ENTRY CARDS MUS 105 | CUNNING,S.R. |
| >>> | >>>>> | MUSEN | 450 | A | 2 | > | M W TH | 330-520 330-420 | MUS | 213 MUS 223 | UNIVERSITY CHORALE CR/NC ONLY ENTRY CARDS MUS 105 | CONLON,J. |
| >>> | >>>>> | MUSEN | 451 | A | 2 | > | MTWTH | 1230-120 | MUS | 114 | MADRICAL SINGERS CR/NC ONLY ENTRY CARDS MUS 105 | CONLON,J. |
| >>> | >>>>> | MUSEN | 461 | A | 1 | > | ARR | - | * * | ADV PIANO ENSEMBLE ENTRY CARDS MUS 105 | ODDAN,W. | |
| >>> | >>>>> | MUSEN | 465 | A | 2 | > | ARR | - | * * | Duo-Sonata Repertoire ENTRY CARDS MUS 105 | DEWEY,D. | |
| >>> | >>>>> | MUSEN | 469 | A | 1 | > | ARR | - | * * | BAROQUE CHAMBER ENS ENTRY CARDS MUS 105 | TERRY,C. | |
| >>> | >>>>> | MUSEN | 480 | A | 1 | > | ARR | - | * * | SINFONIETTA W/MUSEN 101 A ENTRY CARDS MUS 105 | FEIST,R. | |

W = WRITING COURSE MEETING A & B REQUIREMENT H = HONORS * = PERMISSION SIGNATURE % = NEW COURSE (SEE FRONT OF TIME SCHEDULE)
 >>> ENROLLMENT IN THIS SECTION IS LIMITED, AND STUDENTS MUST OBTAIN ENTRY CARDS. THE SCHEDULE LINE NUMBER IS PRINTED ON THE ENTRY CARD AND MUST BE MARKED ON THE OF-SCAN REGISTRATION FORM. BOTH THE OF-SCAN FORM AND CARD MUST BE TURNED IN TO REGISTER.

COLLEGE OF ARTS AND SCIENCES

| Sched. Line No. | DEPARTMENT | COURSE | TERM | SECTION | CREDITS | TIME | | LOCATION | TITLE AND REMARKS | INSTRUCTOR |
|-----------------|------------|--------|------|---------|---------|------|------|----------|-------------------|------------|
| | | | | | | Day | Hour | | | |

| | | | | | | | | | | |
|--------------|-----------|-------|----|--|---|-------|-----------|---------|---|---------------------------|
| >>>> | MUSEN 401 | A | | | 1 | ARR | - | * * | CHAMBER MUSIC ENTRY CARDS MUS 105 | |
| >>>> | MUSEN 402 | A | | | 2 | M W F | 330-520 | MY 055 | OPERA THEATRE ENTRY CARDS MUS 105 | LIOTTA, V. |
| >>>> | MUSEN 403 | A | | | 1 | M | 330-520 | MUS 212 | COLLEGIUM MUSICUM ENTRY CARDS MUS 105 | TARICANI |
| >>>> | MUSEN 404 | A | | | 2 | M W | 1130-120 | MY 260 | CONTEMPORARY GROUP CR/NC ONLY ENTRY CARDS MUS 105 | SMITH, W. DEMPSTER, S. |
| MUSIC | | | | | | | | | | |
| >>>> | MUSIC 110 | A | | | 3 | M W F | 830-920 | MUS 219 | FIRST-YEAR THEORY ENTRY CARDS MUS 105 | |
| >>>> | MUSIC 110 | B | | | 3 | M W F | 930-1020 | MUS 216 | ENTRY CARDS MUS 105 | BENSHOOF, K. |
| >>>> | MUSIC 110 | C | | | 3 | M W F | 1030-1120 | MUS 219 | ENTRY CARDS MUS 105 | TUFTS, P. |
| >>>> | MUSIC 110 | D | | | 3 | M W F | 1130-1220 | MUS 216 | ENTRY CARDS MUS 105 | KECHLEY, G. |
| >>>> | MUSIC 113 | A | | | 1 | T TH | 830-920 | MUS 219 | EARTRAINING ENTRY CARDS MUS 105 | |
| >>>> | MUSIC 113 | B | | | 1 | T TH | 930-1020 | MUS 216 | ENTRY CARDS MUS 105 | BENSHOOF, K. |
| >>>> | MUSIC 113 | C | | | 1 | T TH | 1030-1120 | MUS 219 | ENTRY CARDS MUS 105 | TUFTS, P. |
| >>>> | MUSIC 113 | D | | | 1 | T TH | 1130-1220 | MUS 216 | ENTRY CARDS MUS 105 | KECHLEY, G. |
| 3325 | MUSIC 116 | A | | | 2 | T TH | 830-920 | MUS 223 | ELEM MUSIC THEORY | |
| 3326 | MUSIC 116 | B | | | 2 | T TH | 930-1020 | MUS 223 | | |
| 3327 | MUSIC 116 | C | | | 2 | T TH | 1030-1120 | MUS 223 | | |
| 3328 | MUSIC 116 | D | | | 2 | T TH | 1130-1220 | MUS 223 | | |
| 3329 | MUSIC 116 | E | | | 2 | T TH | 1230-120 | MUS 223 | | |
| 3330 | MUSIC 116 | F | | | 2 | T TH | 130-220 | MUS 223 | | |
| 3331 | MUSIC 116 | G | | | 2 | T TH | 230-320 | MUS 223 | | |
| 3332 | MUSIC 116 | U | | | 2 | M | 700-900 | MUS 223 | | |
| 3333 | MUSIC 120 | A | | | 9 | MTWTF | 1030-1120 | MUS 126 | SURVEY OF MUSIC | TROY, C. |
| 3334 | MUSIC 120 | AA | OZ | | | TH | 830-920 | MUS 216 | | |
| 3335 | MUSIC 120 | AB | OZ | | | TH | 1030-1120 | MUS 126 | | |
| 3336 | MUSIC 120 | AC | OZ | | | TH | 1030-1120 | MUS 216 | | |
| 3337 | MUSIC 120 | AD | OZ | | | TH | 1230-120 | MUS 216 | | |
| 3338 | MUSIC 120 | AE | OZ | | | TH | 130-220 | MUS 216 | | |
| 3339 | MUSIC 121 | A | | | 2 | T TH | 930-1020 | MUS 213 | THE ORCHESTRA | SOXOL, V. |
| 3340 | MUSIC 122 | A | | | 2 | T TH | 130-220 | MUS 213 | ORCH MUS 17610 CENT | SOXOL, V. |
| >>>> | MUSIC 133 | A | | | 2 | ARR | - | * * | BASIC KEYBOARD ENTRY CARDS MUS 105 | |
| >>>> | MUSIC 134 | A | | | 2 | ARR | - | * * | BASIC KEYBOARD ENTRY CARDS MUS 105 | |
| >>>> | MUSIC 135 | A | | | 2 | ARR | - | * * | BASIC KEYBOARD ENTRY CARDS MUS 105 | |
| >>>> | MUSIC 137 | A | | | 1 | M W | 930-1020 | MUS 114 | CLASS INSTR-VOICE ENTRY CARDS MUS 105 | |
| >>>> | MUSIC 137 | B | | | 1 | T TH | 930-1020 | MUS 114 | MUSIC MAJORS ONLY ENTRY CARDS MUS 105 | |
| >>>> | MUSIC 137 | C | | | 1 | T TH | 1230-120 | MUS 219 | ENTRY CARDS MUS 105 | |
| >>>> | MUSIC 191 | A | | | 3 | ARR | - | * * | COMPOSITION ENTRY CARDS MUS 105 | |
| >>>> | MUSIC 191 | AN LB | | | | F | 1230-120 | MUS 126 | ENTRY CARDS MUS 105 | |
| 3344 | MUSIC 200 | A | | | 3 | M W F | 1130-1220 | MUS 035 | MUSIC & THE CHILD PRIORITY EDUC MAJORS | COOPER, E. |
| >>>> | MUSIC 202 | A | | | 1 | T TH | 1130-1220 | MUS 035 | JAZZ IMPROV ENTRY CARDS MUS 105 | CUNNINGHS, R. |
| >>>> | MUSIC 210 | A | | | 3 | M W F | 930-1020 | MUS 223 | SECOND-YEAR THEORY ENTRY CARDS MUS 105 | |
| >>>> | MUSIC 210 | B | | | 3 | M W F | 1030-1120 | MUS 216 | ENTRY CARDS MUS 105 | BENSHOOF, K. |
| >>>> | MUSIC 210 | C | | | 3 | M W F | 130-220 | MUS 216 | ENTRY CARDS MUS 105 | TUFTS, P. |
| >>>> | MUSIC 213 | A | | | 3 | M W F | 1130-1220 | MUS 213 | MUSIC AFTER 1750 ENTRY CARDS MUS 105 | STARR, L. |
| >>>> | MUSIC 216 | A | | | 2 | T TH | 230-320 | MUS 216 | INTRODUCTORY COMP ENTRY CARDS MUS 105 | SMITH, W. |

48

| Sched. Line No. | DEPARTMENT | COURSE | TERM | SECTION | CREDITS | TIME | | LOCATION | TITLE AND REMARKS | INSTRUCTOR |
|-----------------|------------|--------|------|---------|---------|------|------|----------|-------------------|------------|
| | | | | | | Day | Hour | | | |

| | | | | | | | | | | |
|------|-----------|-------|--|--|-----|-------|-----------|---------|---|----------------|
| >>>> | MUSIC 434 | A | | | 2 | T TH | 1030-1120 | MUS 114 | PEDAGOGY ENTRY CARDS MUS 105 VOICE ONLY | PAGLIALUNGA |
| >>>> | MUSIC 436 | A | | | 5 | MTWTF | 230-320 | MUS 028 | PSYCHOLOGY OF MUSIC ENTRY CARDS MUS 105 | CARLSEN, J. |
| >>>> | MUSIC 440 | A | | | 3 | M F | 130-320 | MUS 313 | EARLY CHILDHOOD MUS ENTRY CARDS MUS 105 | COOPER, E. |
| >>>> | MUSIC 442 | A | | | 3 | M W F | 1130-1220 | MUS 212 | INSTR CURRICULUM ENTRY CARDS MUS 105 | JUSSILA, C. |
| >>>> | MUSIC 457 | A | | | 3 | M W | 1030-1120 | MUS 028 | RSCH LAB INSTRUMENT ENTRY CARDS MUS 105 | |
| >>>> | MUSIC 470 | A | | | 3 | M W F | 230-320 | MUS 223 | THEORIES-TONAL ENTRY CARDS MUS 105 | RAHN, J. |
| >>>> | MUSIC 473 | A | | | 3 | ARR | - | * * | KEYBD HARMY TRANSP ENTRY CARDS MUS 105 | TERRY, C. |
| >>>> | MUSIC 476 | A | | | 2 | M W | 230-320 | MUS 126 | ADV VDC REPERTOIRE ENTRY CARDS MUS 105 | FEIST, R. |
| >>>> | MUSIC 479 | A | | | 1 | ARR | - | * * | SENIOR RECITAL ENTRY CARDS MUS 105 | |
| >>>> | MUSIC 485 | A | | | 3 | M W F | 1130-1220 | MUS 219 | COMPUTER MUSIC SEM ENTRY CARDS MUS 105 | RAHN, J. |
| >>>> | MUSIC 490 | A | | | 3 | M W F | 1030-1120 | MUS 313 | ORCHESTRATION ENTRY CARDS MUS 105 | DEMPSTER, S. |
| >>>> | MUSIC 491 | A | | | 3 | ARR | - | * * | COMPOSITION ENTRY CARDS MUS 105 | |
| >>>> | MUSIC 491 | AN LB | | | | F | 1230-120 | MUS 126 | W/MUSIC 191 AN ENTRY CARDS MUS 105 | |
| >>>> | MUSIC 492 | A | | | 4 | M W F | 1130-1220 | * * | OPERA DIR & PRDD ENTRY CARDS MUS 105 | LIOTTA, V. |
| 3402 | MUSIC 494 | A | | | 3 | M W F | 130-220 | MUS 027 | MUSIC OF JAPAN | SAKATA, M. L. |
| >>>> | MUSIC 496 | A | | | 1-3 | ARR | - | * * | SPEC MUS ED TOPICS ENTRY CARDS MUS 031A | LUNDOQUIST, B. |
| >>>> | MUSIC 496 | B | | | 1-3 | ARR | - | * * | ENTRY CARDS MUS 031A | COOPER, E. |
| >>>> | MUSIC 497 | A | | | 3 | M W F | 1130-1220 | MUS 027 | SPEC TOP MUS HIST ENTRY CARDS MUS 105 | BOZARTH, G. |
| >>>> | MUSIC 499 | A | | | VAR | ARR | - | * * | UNDERGRAD RESEARCH ENTRY CARDS MUS 105 | |
| >>>> | MUSIC 502 | A | | | 3 | TH | 930-1120 | MUS 212 | SEM IN MUS ANALYSIS ENTRY CARDS MUS 111 | |
| >>>> | MUSIC 503 | A | | | 3 | T | 930-1120 | MUS 212 | SEM IN MUS ANALYSIS ENTRY CARDS MUS 111 | BERGSMAN, W. |
| >>>> | MUSIC 508 | A | | | 3 | M | 1230-220 | MUS 212 | SM VIEN CLSCL PEP ENTRY CARDS MUS 111 | STARR, L. |
| >>>> | MUSIC 512 | A | | | 3 | TH | 230-500 | MUS 027 | SHNR ETHNMUSICOLOGY ENTRY CARDS MUS 064 | NEUMAN, D. |
| >>>> | MUSIC 514 | A | | | 3 | T | 330-520 | MUS 027 | PROSEM SYS MUSCOLOGY ENTRY CARDS MUS 111 | |
| >>>> | MUSIC 517 | A | | | 3 | T | 1230-220 | MUS 212 | SHNR MUSICAL STYLES ENTRY CARDS MUS 111 | TROY, C. |
| >>>> | MUSIC 523 | A | | | 3 | M | 330-520 | MUS 027 | SEM MUS & SOCIALIZATN ENTRY CARDS MUS 111 | LUNDOQUIST |
| >>>> | MUSIC 531 | A | | | 3 | M | 230-500 | MUS 027 | PRDSHNR IN ETHND ENTRY CARDS MUS 064 | NEUMAN, D. |
| >>>> | MUSIC 532 | A | | | 4/6 | ARR | - | * * | OPERA DIR & PRDD ENTRY CARDS MUS 111 | LIOTTA, V. |
| >>>> | MUSIC 533 | A | | | 5 | MTWTF | 1030-1120 | MUS 213 | PRECEPT READING W/MUSIC 316 A ENTRY CARDS MUS 064 | |

| | | | | | | | | | |
|------|-----------|-------|---|---|-------|---------------------|--------------------|---|---------------------------|
| >>>> | MUSIC 220 | A | 3 | > | MTWTF | 930-1020 830-920 | MUS 214 MUS 035 | STRNG TECH/PEADGOGY ENTRY CARDS MUS 105 FRI MEETS W/MUSIC 226 & MUSIC 229 | JUSSILA,C.F. |
| >>>> | MUSIC 226 | A | 3 | > | MTWTF | 830-920 830-920 | MUS 214 MUS 035 | WIND TECH/PEO CLAR ENTRY CARDS MUS 105 TUES-THURS MEETS WITH MUSIC 229 FRI MEETS WITH MUSIC 220 & 229 | MC COLL,M. JUSSILA,C. |
| >>>> | MUSIC 229 | A | 3 | > | MTWTF | 830-920 | MUS 035 | BRASS TECH & PDGOGY ENTRY CARDS MUS 105 TUES-THURS MEETS WITH MUSIC 226 FRI MEETS WITH MUSIC 220 & 226 | DENPSTER,S. JUSSILA,C. |
| >>>> | MUSIC 232 | A | 1 | > | T TH | 1230-120 | MNY 059K | PERCSM TECH & PEDGY ENTRY CARDS MUS 105 | COLLIER,T. |
| >>>> | MUSIC 233 | A | 1 | > | T TH | 930-1020 | MNY 260 | MUSIC THEATRE TECHN ENTRY CARDS MUS 105 | LIOTTA,V. |
| >>>> | MUSIC 234 | A | 2 | > | ARR | - | * * | SECONDARY PIANO ENTRY CARDS MUS 105 | |
| >>>> | MUSIC 235 | A | 2 | > | ARR | - | * * | SECONDARY PIANO ENTRY CARDS MUS 105 | |
| >>>> | MUSIC 236 | A | 2 | > | ARR | - | * * | SECONDARY PIANO ENTRY CARDS MUS 105 | |
| >>>> | MUSIC 237 | A | 2 | > | M W | 1030-1120 | MUS 114 | CLASS INSTR-VOICE ENTRY CARDS MUS 105 | |
| >>>> | MUSIC 240 | A | 1 | > | T TH | 1030-1120 | MUS 313 | GUITAR TECH I ENTRY CARDS MUS 105 | BURGESS,D. |
| >>>> | MUSIC 240 | B | 1 | > | T TH | 1130-1230 | MUS 313 | ENTRY CARDS MUS 105 | BURGESS,D. |
| >>>> | MUSIC 291 | A | 3 | > | ARR | - | * * | COMPOSITION ENTRY CARDS MUS 105 W/MUSIC 191 AN ENTRY CARDS MUS 105 | |
| >>>> | MUSIC 291 | AN LB | | > | F | 1230-120 | MUS 126 | | |
| >>>> | MUSIC 310 | A | 3 | > | M W F | 1030-1120 | MUS 223 | MODAL COUNTERPOINT ENTRY CARDS MUS 105 | |
| >>>> | MUSIC 310 | B | 3 | > | M W F | 1130-1220 | MUS 223 | ENTRY CARDS MUS 105 | BERGSMAN,M. KECHLEY,G. |
| >>>> | MUSIC 310 | C | 3 | > | M W F | 130-220 | MUS 223 | ENTRY CARDS MUS 105 | |
| >>>> | MUSIC 313 | A | 3 | > | M W F | 930-1020 | MUS 213 | MUSIC BEFORE 1750 ENTRY CARDS MUS 105 | TARICANI,J. |
| 3375 | MUSIC 316 | A | 5 | > | MTWTF | 1030-1120 | MUS 213 | MUSIC CULT OF WORLD W/MUSIC 933 A | |
| >>>> | MUSIC 326 | A | 2 | > | TH | 330-520 | MUS 126 | REPERTOIRE ENTRY CARDS MUS 105 PIANO ONLY | RAFOLS,A. |
| 3375 | MUSIC 331 | A | 3 | > | M W F | 1130-1220 | MUS 126 | HISTORY OF JAZZ | STEWART,M. STEWART,M. |
| 3376 | MUSIC 331 | B | 3 | > | M W F | 130-220 | MUS 126 | | |
| >>>> | MUSIC 334 | A | 2 | > | M W F | 1130-1220 | MNY 059K | BAND ARRANGING ENTRY CARDS MUS 105 | BYRNES,R. |
| >>>> | MUSIC 336 | A | 2 | > | T TH | 330-420 | MUS 216 | JAZZ ARRANGING ENTRY CARDS MUS 105 | SMITH,W.D. |
| >>>> | MUSIC 340 | A | 3 | > | T TH | 930-1120 | MUS 027 | MUS IN GENERAL EDUC ENTRY CARDS MUS 031A | LUNDQUIST,B. |
| >>>> | MUSIC 379 | A | 1 | > | ARR | - | * * | JUNIOR RECITAL ENTRY CARDS MUS 105 | |
| >>>> | MUSIC 380 | A | 1 | > | T TH | 1130-1220 | MUS 114 | CONDUCTING ENTRY CARDS MUS 105 INSTRUMENTAL | SOXOL,V. |
| >>>> | MUSIC 380 | B | 1 | > | T TH | 1130-1220 | MUS 213 | ENTRY CARDS MUS 105 CHORAL | |
| >>>> | MUSIC 391 | A | 3 | > | ARR | - | * * | COMPOSITION ENTRY CARDS MUS 105 | |
| >>>> | MUSIC 391 | AN LB | | > | F | 1230-120 | MUS 126 | W/MUSIC 191 AN ENTRY CARDS MUS 105 | |
| >>>> | MUSIC 400 | A | 3 | > | M | 1230-220 | MUS 212 | NOVL MUSIC TO 1400 ENTRY CARDS MUS 105 | TARICANI,J. |
| >>>> | MUSIC 417 | A | 3 | > | M W F | 930-1020 | MUS 027 | CHORL MUS 1600-1770 ENTRY CARDS MUS 105 | BOZARTH,G. |
| >>>> | MUSIC 425 | A | 3 | > | M W F | 1230-120 | MUS 335 | JAZZ HIST & ANAL ENTRY CARDS MUS 105 | STEWART,M. |

W - WRITING COURSE MEETING A & B REQUIREMENT H - HONORS * - PERMISSION SIGNATURE % - NEW COURSE (SEE FRONT OF TIME SCHEDULE)
 >>> ENROLLMENT IN THIS SECTION IS LIMITED, AND STUDENTS MUST OBTAIN ENTRY CARDS. THE SCHEDULE LINE NUMBER IS PRINTED ON THE ENTRY CARD AND MUST BE MARKED ON THE OP-SCAN REGISTRATION FORM. BOTH THE OP-SCAN FORM AND CARD MUST BE TURNED IN TO REGISTER.

| | | | | | | | | | |
|------|-----------|-------|-----|---|------|----------|---------|--|--------------|
| >>>> | MUSIC 591 | A | 3 | > | M | 330-420 | * * | PRACTICUM MUS INSTR ENTRY CARDS MUS 111 | CARLSEN,J. |
| >>>> | MUSIC 591 | B | 3 | > | ARR | - | * * | ENTRY CARDS MUS 111 | |
| >>>> | MUSIC 596 | A | 3 | > | TH | 330-520 | MUS 028 | SEN MUSIC ACOUSTICS ENTRY CARDS MUS 111 | |
| >>>> | MUSIC 599 | A | 3 | > | ARR | - | * * | MASTERS RECITAL ENTRY CARDS MUS 111 | |
| >>>> | MUSIC 580 | A | 3 | > | M W | 1130-120 | MNY 102 | ADVANCED CONDUCTING ENTRY CARDS MUS 111 | FEIST,R. |
| >>>> | MUSIC 583 | A | 3 | > | TWTH | 230-320 | MUS 114 | ADV CHORAL CONDUCTG ENTRY CAROS MUS 111 | KAPLAN,A. |
| >>>> | MUSIC 590 | A | 2-6 | > | ARR | - | * * | DOCTORAL RECITAL ENTRY CARDS MUS 111 | |
| >>>> | MUSIC 591 | A | VAR | > | ARR | - | * * | GRADUATE COMP ENTRY CARDS MUS 111 | |
| >>>> | MUSIC 591 | AN LB | | > | F | 1230-120 | MUS 126 | W/MUSIC 191 AN ENTRY CARDS MUS 111 | |
| >>>> | MUSIC 595 | A | 3 | > | F | 330-520 | MUS 028 | SEM SYS FLD/LAB RES ENTRY CARDS MUS 111 | LUNDQUIST,B. |
| >>>> | MUSIC 600 | A | VAR | > | ARR | - | * * | INDEPNENT STDY/RSCN ENTRY CARDS MUS 111 | |
| >>>> | MUSIC 700 | A | VAR | > | ARR | - | * * | MASTERS THESIS ENTRY CARDS MUS 111 | |
| >>>> | MUSIC 800 | A | VAR | > | ARR | - | * * | DOCTORAL DISSERTATN ENTRY CARDS MUS 111 | |

MUSIC-APPLIED

| | | | | | | | | | |
|------|-----------|---|-----|---|-----|---|-----|--|--|
| >>>> | MUSAP 239 | A | 2 | > | ARR | - | * * | SECONDARY PIANO ENTRY CARDS MUS 105 | |
| >>>> | MUSAP 300 | A | 2-3 | > | ARR | - | * * | VOICE ENTRY CARDS MUS 105 | PAGLIALUNGA |
| >>>> | MUSAP 300 | B | 2-3 | > | ARR | - | * * | ENTRY CARDS MUS 105 | ALAVEDRA,M. GUARRERA,F. CURTIS-VEPNA |
| >>>> | MUSAP 300 | C | 2-3 | > | ARR | - | * * | ENTRY CARDS MUS 105 | |
| >>>> | MUSAP 300 | D | 2-3 | > | ARR | - | * * | ENTRY CARDS MUS 105 | |
| >>>> | MUSAP 300 | E | 2-3 | > | ARR | - | * * | ENTRY CARDS MUS 105 | |
| >>>> | MUSAP 300 | F | 2-3 | > | ARR | - | * * | ENTRY CARDS MUS 105 | |
| >>>> | MUSAP 301 | A | 2-3 | > | ARR | - | * * | PIANO ENTRY CARDS MUS 105 | DEWEY,D. |
| >>>> | MUSAP 301 | B | 2-3 | > | ARR | - | * * | ENTRY CARDS MUS 105 | RAFOLS,A. |
| >>>> | MUSAP 301 | C | 2-3 | > | ARR | - | * * | ENTRY CARDS MUS 105 | DOGAN,W. HOXAMSON,R. MOORE,J. |
| >>>> | MUSAP 301 | D | 2-3 | > | ARR | - | * * | ENTRY CARDS MUS 105 | |
| >>>> | MUSAP 301 | E | 2-3 | > | ARR | - | * * | ENTRY CARDS MUS 105 | |
| >>>> | MUSAP 301 | F | 2-3 | > | ARR | - | * * | ENTRY CARDS MUS 105 | |
| >>>> | MUSAP 302 | A | 2-3 | > | ARR | - | * * | ORGAN ENTRY CARDS MUS 105 | TERRY,C. |
| >>>> | MUSAP 302 | B | 2-3 | > | ARR | - | * * | ENTRY CARDS MUS 105 | MARTIN,L. |
| >>>> | MUSAP 303 | A | 2-3 | > | ARR | - | * * | HARPSICHORD ENTRY CARDS MUS 105 | TERRY,C. |
| >>>> | MUSAP 303 | B | 2-3 | > | ARR | - | * * | ENTRY CARDS MUS 105 | MARTIN,L. |
| >>>> | MUSAP 304 | A | 2-3 | > | ARR | - | * * | VIOLIN-VIOLA ENTRY CARDS MUS 105 | ZSICHONDY,D. |
| >>>> | MUSAP 304 | B | 2-3 | > | ARR | - | * * | ENTRY CARDS MUS 105 | SOXOL,V. |
| >>>> | MUSAP 304 | C | 2-3 | > | ARR | - | * * | ENTRY CARDS MUS 105 | |
| >>>> | MUSAP 305 | A | 2-3 | > | ARR | - | * * | VIOLINC LLD ENTRY CARDS MUS 105 | SAKS,T. |
| >>>> | MUSAP 306 | A | 2-3 | > | ARR | - | * * | DOUBLE BASS ENTRY CARDS MUS 105 | HARNETT,J. |
| >>>> | MUSAP 307 | A | 2-3 | > | ARR | - | * * | FLUTE ENTRY CARDS MUS 105 | SKORNEK,F. |
| >>>> | MUSAP 308 | A | 2-3 | > | ARR | - | * * | OBOE ENTRY CARDS MUS 105 | STORCH,L. |
| >>>> | MUSAP 309 | A | 2-3 | > | ARR | - | * * | CLARINET ENTRY CARDS MUS 105 | MC COLL,M. |
| >>>> | MUSAP 310 | A | 2-3 | > | ARR | - | * * | BASSOON ENTRY CARDS MUS 105 | GROSSMAN,A. |
| >>>> | MUSAP 311 | A | 2-3 | > | ARR | - | * * | SAXOPHONE ENTRY CARDS MUS 105 | JESSEN,J. |

W - WRITING COURSE MEETING A & B REQUIREMENT H - HONORS * - PERMISSION SIGNATURE % - NEW COURSE (SEE FRONT OF TIME SCHEDULE)
 >>> ENROLLMENT IN THIS SECTION IS LIMITED, AND STUDENTS MUST OBTAIN ENTRY CARDS. THE SCHEDULE LINE NUMBER IS PRINTED ON THE ENTRY CARD AND MUST BE MARKED ON THE OP-SCAN REGISTRATION FORM. BOTH THE OP-SCAN FORM AND CARD MUST BE TURNED IN TO REGISTER.

COLLEGE OF ARTS AND SCIENCES

| Sched. Line No. | DEPARTMENT | COURSE | TERM | SECTION | CREDITS | TIME | | | LOCATION | TITLE AND REMARKS | INSTRUCTOR |
|-----------------|------------|--------|------|---------|---------|------|------|--|----------|-------------------|------------|
| | | | | | | Day | Hour | | | | |

| | | | | | | | | | | |
|------|-----------|---|-----|---|-----|---|---|---|----------------------------------|--------------|
| >>>> | MUSAP 312 | A | 2-3 | > | ARR | - | * | * | HORN ENTRY CARDS MUS 105 | KAPPY,D. |
| >>>> | MUSAP 313 | A | 2-3 | > | ARR | - | * | * | TRUMPET ENTRY CARDS MUS 105 | CUMMINGS,R. |
| >>>> | MUSAP 314 | A | 2-3 | > | ARR | - | * | * | TROMBONE ENTRY CARDS MUS 105 | DEMPSTER,S. |
| >>>> | MUSAP 315 | A | 2-3 | > | ARR | - | * | * | TUBA ENTRY CARDS MUS 105 | KAPPY,D. |
| >>>> | MUSAP 316 | A | 2-3 | > | ARR | - | * | * | HARP ENTRY CARDS MUS 105 | VOKOLEK,P. |
| >>>> | MUSAP 317 | A | 2-3 | > | ARR | - | * | * | PERCUSSION ENTRY CARDS MUS 105 | COLLIER,T. |
| >>>> | MUSAP 320 | A | 3-4 | > | ARR | - | * | * | VOICE ENTRY CARDS MUS 105 | PAGLIALUNGA |
| >>>> | MUSAP 320 | B | 3-4 | > | ARR | - | * | * | ENTRY CARDS MUS 105 | ALAVEDRA,H. |
| >>>> | MUSAP 320 | C | 3-4 | > | ARR | - | * | * | ENTRY CARDS MUS 105 | GUERRERA,F. |
| >>>> | MUSAP 320 | D | 3-4 | > | ARR | - | * | * | ENTRY CARDS MUS 105 | CURTIS-VERNA |
| >>>> | MUSAP 321 | A | 3-4 | > | ARR | - | * | * | PIANO ENTRY CARDS MUS 105 | DEWEY,D. |
| >>>> | MUSAP 321 | B | 3-4 | > | ARR | - | * | * | ENTRY CARDS MUS 105 | RAFOLS,A. |
| >>>> | MUSAP 321 | C | 3-4 | > | ARR | - | * | * | ENTRY CARDS MUS 105 | ODDAN,W. |
| >>>> | MUSAP 321 | D | 3-4 | > | ARR | - | * | * | ENTRY CARDS MUS 105 | HOKANSON,R. |
| >>>> | MUSAP 321 | E | 3-4 | > | ARR | - | * | * | ENTRY CARDS MUS 105 | MOORE,J.T. |
| >>>> | MUSAP 322 | A | 3-4 | > | ARR | - | * | * | ORGAN ENTRY CARDS MUS 105 | TERRY,C. |
| >>>> | MUSAP 323 | A | 3-4 | > | ARR | - | * | * | HARPSICHORD ENTRY CARDS MUS 105 | TERRY,C. |
| >>>> | MUSAP 324 | A | 3-4 | > | ARR | - | * | * | VIOLIN-VIOLA ENTRY CARDS MUS 105 | ZSICHONDY |
| >>>> | MUSAP 324 | B | 3-4 | > | ARR | - | * | * | ENTRY CARDS MUS 105 | SKOL,V. |
| >>>> | MUSAP 324 | C | 3-4 | > | ARR | - | * | * | ENTRY CARDS MUS 105 | SKOL,V. |
| >>>> | MUSAP 325 | A | 3-4 | > | ARR | - | * | * | VIOLONCELLO ENTRY CARDS MUS 105 | SAKS,T. |
| >>>> | MUSAP 326 | A | 3-4 | > | ARR | - | * | * | DOUBLE BASS ENTRY CARDS MUS 105 | HARNETT,J. |
| >>>> | MUSAP 327 | A | 3-4 | > | ARR | - | * | * | FLUTE ENTRY CARDS MUS 105 | SKORNEK,F. |
| >>>> | MUSAP 328 | A | 3-4 | > | ARR | - | * | * | OBOE ENTRY CARDS MUS 105 | STORCH,L. |
| >>>> | MUSAP 329 | A | 3-4 | > | ARR | - | * | * | CLARINET ENTRY CARDS MUS 105 | MC COLL,W. |
| >>>> | MUSAP 330 | A | 3-4 | > | ARR | - | * | * | BASSOON ENTRY CARDS MUS 105 | GROSSMAN,A. |
| >>>> | MUSAP 331 | A | 3-4 | > | ARR | - | * | * | SAXOPHONE ENTRY CARDS MUS 105 | JESSEN,J. |
| >>>> | MUSAP 332 | A | 3-4 | > | ARR | - | * | * | HORN ENTRY CARDS MUS 105 | KAPPY,D. |
| >>>> | MUSAP 333 | A | 3-4 | > | ARR | - | * | * | TRUMPET ENTRY CARDS MUS 105 | CUMMINGS,R. |
| >>>> | MUSAP 334 | A | 3-4 | > | ARR | - | * | * | TROMBONE ENTRY CARDS MUS 105 | DEMPSTER,S. |
| >>>> | MUSAP 335 | A | 3-4 | > | ARR | - | * | * | TUBA ENTRY CARDS MUS 105 | KAPPY,D. |
| >>>> | MUSAP 336 | A | 3-4 | > | ARR | - | * | * | HARP ENTRY CARDS MUS 105 | VOKOLEK,P. |
| >>>> | MUSAP 337 | A | 3-4 | > | ARR | - | * | * | PERCUSSION ENTRY CARDS MUS 105 | COLLIER,T. |
| >>>> | MUSAP 350 | A | 2-3 | > | ARR | - | * | * | VOICE ENTRY CARDS MUS 105 | PAGLIALUNGA |
| >>>> | MUSAP 350 | B | 2-3 | > | ARR | - | * | * | ENTRY CARDS MUS 105 | ALAVEDRA,H. |
| >>>> | MUSAP 350 | C | 2-3 | > | ARR | - | * | * | ENTRY CARDS MUS 105 | GUERRERA,F. |
| >>>> | MUSAP 350 | D | 2-3 | > | ARR | - | * | * | ENTRY CARDS MUS 105 | CURTIS-VERNA |
| >>>> | MUSAP 350 | E | 2-3 | > | ARR | - | * | * | ENTRY CARDS MUS 105 | |
| >>>> | MUSAP 350 | F | 2-3 | > | ARR | - | * | * | ENTRY CARDS MUS 105 | |

| Sched. Line No. | DEPARTMENT | COURSE | TERM | SECTION | CREDITS | TIME | | | LOCATION | TITLE AND REMARKS | INSTRUCTOR |
|-----------------|------------|--------|------|---------|---------|------|------|--|----------|-------------------|------------|
| | | | | | | Day | Hour | | | | |

| | | | | | | | | | | |
|------|-----------|---|-----|---|-----|---|---|---|----------------------------------|--------------|
| >>>> | MUSAP 379 | A | 3-4 | > | ARR | - | * | * | CLARINET ENTRY CARDS MUS 105 | MC COLL,W. |
| >>>> | MUSAP 380 | A | 3-4 | > | ARR | - | * | * | BASSOON ENTRY CARDS MUS 105 | GROSSMAN,A. |
| >>>> | MUSAP 381 | A | 3-4 | > | ARR | - | * | * | SAXOPHONE ENTRY CARDS MUS 105 | JESSEN,J. |
| >>>> | MUSAP 382 | A | 3-4 | > | ARR | - | * | * | HORN ENTRY CARDS MUS 105 | KAPPY,D. |
| >>>> | MUSAP 383 | A | 3-4 | > | ARR | - | * | * | TRUMPET ENTRY CARDS MUS 105 | CUMMINGS,R. |
| >>>> | MUSAP 384 | A | 3-4 | > | ARR | - | * | * | TUBA ENTRY CARDS MUS 105 | KAPPY,D. |
| >>>> | MUSAP 385 | A | 3-4 | > | ARR | - | * | * | HARP ENTRY CARDS MUS 105 | VOKOLEK,P. |
| >>>> | MUSAP 386 | A | 3-4 | > | ARR | - | * | * | PERCUSSION ENTRY CARDS MUS 105 | COLLIER,T. |
| >>>> | MUSAP 387 | A | 3-4 | > | ARR | - | * | * | VOICE ENTRY CARDS MUS 105 | PAGLIALUNGA |
| >>>> | MUSAP 400 | A | 2-3 | > | ARR | - | * | * | ENTRY CARDS MUS 105 | ALAVEDRA,H. |
| >>>> | MUSAP 400 | B | 2-3 | > | ARR | - | * | * | ENTRY CARDS MUS 105 | GUERRERA,F. |
| >>>> | MUSAP 400 | C | 2-3 | > | ARR | - | * | * | ENTRY CARDS MUS 105 | CURTIS-VERNA |
| >>>> | MUSAP 400 | D | 2-3 | > | ARR | - | * | * | ENTRY CARDS MUS 105 | |
| >>>> | MUSAP 400 | E | 2-3 | > | ARR | - | * | * | ENTRY CARDS MUS 105 | |
| >>>> | MUSAP 400 | F | 2-3 | > | ARR | - | * | * | ENTRY CARDS MUS 105 | |
| >>>> | MUSAP 401 | A | 2-3 | > | ARR | - | * | * | PIANO ENTRY CARDS MUS 105 | DEWEY,D. |
| >>>> | MUSAP 401 | B | 2-3 | > | ARR | - | * | * | ENTRY CARDS MUS 105 | RAFOLS,A. |
| >>>> | MUSAP 401 | C | 2-3 | > | ARR | - | * | * | ENTRY CARDS MUS 105 | ODDAN,W. |
| >>>> | MUSAP 401 | D | 2-3 | > | ARR | - | * | * | ENTRY CARDS MUS 105 | HOKANSON,R. |
| >>>> | MUSAP 401 | E | 2-3 | > | ARR | - | * | * | ENTRY CARDS MUS 105 | MOORE,J.T. |
| >>>> | MUSAP 401 | F | 2-3 | > | ARR | - | * | * | ENTRY CARDS MUS 105 | |
| >>>> | MUSAP 402 | A | 2-3 | > | ARR | - | * | * | ORGAN ENTRY CARDS MUS 105 | TERRY,C. |
| >>>> | MUSAP 402 | B | 2-3 | > | ARR | - | * | * | ENTRY CARDS MUS 105 | MARTIN,L. |
| >>>> | MUSAP 403 | A | 2-3 | > | ARR | - | * | * | HARPSICHORD ENTRY CARDS MUS 105 | TERRY,C. |
| >>>> | MUSAP 403 | B | 2-3 | > | ARR | - | * | * | ENTRY CARDS MUS 105 | MARTIN,L. |
| >>>> | MUSAP 404 | A | 2-3 | > | ARR | - | * | * | VIOLIN-VIOLA ENTRY CARDS MUS 105 | ZSICHONDY,D. |
| >>>> | MUSAP 404 | B | 2-3 | > | ARR | - | * | * | ENTRY CARDS MUS 105 | SKOL,V. |
| >>>> | MUSAP 404 | C | 2-3 | > | ARR | - | * | * | ENTRY CARDS MUS 105 | SKOL,V. |
| >>>> | MUSAP 405 | A | 2-3 | > | ARR | - | * | * | VIOLONCELLO ENTRY CARDS MUS 105 | SAKS,T. |
| >>>> | MUSAP 406 | A | 2-3 | > | ARR | - | * | * | DOUBLE BASS ENTRY CARDS MUS 105 | HARNETT,J. |
| >>>> | MUSAP 407 | A | 2-3 | > | ARR | - | * | * | FLUTE ENTRY CARDS MUS 105 | SKORNEK,F. |
| >>>> | MUSAP 408 | A | 2-3 | > | ARR | - | * | * | OBOE ENTRY CARDS MUS 105 | STORCH,L. |
| >>>> | MUSAP 409 | A | 2-3 | > | ARR | - | * | * | CLARINET ENTRY CARDS MUS 105 | MC COLL,W. |
| >>>> | MUSAP 410 | A | 2-3 | > | ARR | - | * | * | BASSOON ENTRY CARDS MUS 105 | GROSSMAN,A. |
| >>>> | MUSAP 411 | A | 2-3 | > | ARR | - | * | * | SAXOPHONE ENTRY CARDS MUS 105 | JESSEN,J. |
| >>>> | MUSAP 412 | A | 2-3 | > | ARR | - | * | * | HORN ENTRY CARDS MUS 105 | KAPPY,D. |
| >>>> | MUSAP 413 | A | 2-3 | > | ARR | - | * | * | TRUMPET ENTRY CARDS MUS 105 | CUMMINGS,R. |
| >>>> | MUSAP 414 | A | 2-3 | > | ARR | - | * | * | TROMBONE ENTRY CARDS MUS 105 | DEMPSTER,S. |
| >>>> | MUSAP 415 | A | 2-3 | > | ARR | - | * | * | TUBA ENTRY CARDS MUS 105 | KAPPY,D. |
| >>>> | MUSAP 416 | A | 2-3 | > | ARR | - | * | * | HARP ENTRY CARDS MUS 105 | VOKOLEK,P. |

| | | | | | | | | | | |
|------|-----------|---|-------|---|-----|---|---|---|-------------------------------------|--------------|
| >>>> | MUSAP 351 | A | 2-3 | > | ARR | - | * | * | PIANO ENTRY CARDS MUS 105 | DEWEY,D. |
| >>>> | MUSAP 351 | B | 2-3 | > | ARR | - | * | * | ENTRY CARDS MUS 105 | RAFOLS,A. |
| >>>> | MUSAP 351 | C | 2-3 | > | ARR | - | * | * | ENTRY CARDS MUS 105 | ODDAN,M. |
| >>>> | MUSAP 351 | D | 2-3 | > | ARR | - | * | * | ENTRY CARDS MUS 105 | HOKANSON,R. |
| >>>> | MUSAP 351 | E | 2-3 | > | ARR | - | * | * | ENTRY CARDS MUS 105 | MOORE,J.T. |
| >>>> | MUSAP 351 | F | 2-3 | > | ARR | - | * | * | ENTRY CARDS MUS 105 | |
| >>>> | MUSAP 351 | G | 2-3 | > | ARR | - | * | * | ENTRY CARDS MUS 105 | |
| >>>> | MUSAP 352 | A | 2-3 | > | ARR | - | * | * | ORGAN ENTRY CARDS MUS 105 | TERRY,C. |
| >>>> | MUSAP 352 | B | 2-3 | > | ARR | - | * | * | ENTRY CARDS MUS 105 | HARTIN,L. |
| >>>> | MUSAP 353 | A | 2-3 | > | ARR | - | * | * | HARPSICHOED ENTRY CARDS MUS 105 | TERRY,C. |
| >>>> | MUSAP 353 | B | 2-3 | > | ARR | - | * | * | ENTRY CARDS MUS 105 | HARTIN,L. |
| >>>> | MUSAP 354 | A | 2-3 | > | ARR | - | * | * | VIOLIN-VIOLA ENTRY CARDS MUS 105 | ZSIGHNDY,D. |
| >>>> | MUSAP 354 | B | 2-3 | > | ARR | - | * | * | ENTRY CARDS MUS 105 | SOXOL,V. |
| >>>> | MUSAP 354 | C | 2-3 | > | ARR | - | * | * | ENTRY CARDS MUS 105 | |
| >>>> | MUSAP 355 | A | 2-3 | > | ARR | - | * | * | VIOLONCELLO ENTRY CARDS MUS 105 | SAKS,T. |
| >>>> | MUSAP 356 | A | 2-3 | > | ARR | - | * | * | DOUBLE BASS ENTRY CARDS MUS 105 | HARNETT,J. |
| >>>> | MUSAP 357 | A | 2-3 | > | ARR | - | * | * | FLUTE ENTRY CARDS MUS 105 | SKORONEK,F. |
| >>>> | MUSAP 358 | A | 2-3 | > | ARR | - | * | * | OBDE ENTRY CARDS MUS 105 | STORCH,L. |
| >>>> | MUSAP 359 | A | 2-3 | > | ARR | - | * | * | CLARINET ENTRY CARDS MUS 105 | MC COLL,M. |
| >>>> | MUSAP 360 | A | 2-3,6 | > | ARR | - | * | * | BASSOON ENTRY CARDS MUS 105 | GROSSMAN,A. |
| >>>> | MUSAP 361 | A | 2-3 | > | ARR | - | * | * | SAXOPHONE ENTRY CARDS MUS 105 | JESSEN,J. |
| >>>> | MUSAP 362 | A | 2-3 | > | ARR | - | * | * | HORN ENTRY CARDS MUS 105 | KAPPY,D. |
| >>>> | MUSAP 363 | A | 2-3 | > | ARR | - | * | * | TRUMPET ENTRY CARDS MUS 105 | CUMMINGS,R. |
| >>>> | MUSAP 364 | A | 2-3 | > | ARR | - | * | * | TROMBONE ENTRY CARDS MUS 105 | DEMPSTER,S. |
| >>>> | MUSAP 365 | A | 2-3 | > | ARR | - | * | * | TUBA ENTRY CARDS MUS 105 | KAPPY,D. |
| >>>> | MUSAP 366 | A | 2-3 | > | ARR | - | * | * | HAPP ENTRY CARDS MUS 105 | VOKLEK,P. |
| >>>> | MUSAP 367 | A | 2-3 | > | ARR | - | * | * | PERCUSSION ENTRY CARDS MUS 105 | COLLIER,T. |
| >>>> | MUSAP 370 | A | 3-4 | > | ARR | - | * | * | VOICE ENTRY CARDS MUS 105 | PAGLIALUNGA |
| >>>> | MUSAP 370 | B | 3-4 | > | ARR | - | * | * | ENTRY CARDS MUS 105 | ALAVEDRA,M. |
| >>>> | MUSAP 370 | C | 3-4 | > | ARR | - | * | * | ENTRY CARDS MUS 105 | GUARRERA,A. |
| >>>> | MUSAP 370 | D | 3-4 | > | ARR | - | * | * | ENTRY CARDS MUS 105 | CURTIS-VERNA |
| >>>> | MUSAP 371 | A | 3-4 | > | ARR | - | * | * | PIANO ENTRY CARDS MUS 105 | DEWEY,D. |
| >>>> | MUSAP 371 | B | 3-4 | > | ARR | - | * | * | ENTRY CARDS MUS 105 | RAFOLS,A. |
| >>>> | MUSAP 371 | C | 3-4 | > | ARR | - | * | * | ENTRY CARDS MUS 105 | ODDAN,M. |
| >>>> | MUSAP 371 | D | 3-4 | > | ARR | - | * | * | ENTRY CARDS MUS 105 | HOKANSON,R. |
| >>>> | MUSAP 371 | E | 3-4 | > | ARR | - | * | * | ENTRY CARDS MUS 105 | MOORE,J.T. |
| >>>> | MUSAP 372 | A | 3-4 | > | ARR | - | * | * | ORGAN ENTRY CARDS MUS 105 | TERRY,C. |
| >>>> | MUSAP 373 | A | 3-4 | > | ARR | - | * | * | HARPSICHOED ENTRY CARDS MUS 105 | TERRY,C. |
| >>>> | MUSAP 374 | A | 3-4 | > | ARR | - | * | * | VIOLIN-VIOLA ENTRY CARDS MUS 105 | ZSIGHNDY,D. |
| >>>> | MUSAP 374 | B | 3-4 | > | ARR | - | * | * | ENTRY CARDS MUS 105 | SOXOL,V. |
| >>>> | MUSAP 374 | C | 3-4 | > | ARR | - | * | * | ENTRY CARDS MUS 105 | |
| >>>> | MUSAP 375 | A | 3-4 | > | ARR | - | * | * | VIOLONCELLO ENTRY CARDS MUS 105 | SAKS,T. |
| >>>> | MUSAP 376 | A | 3-4 | > | ARR | - | * | * | DOUBLE BASS ENTRY CARDS MUS 105 | HARNETT,J. |
| >>>> | MUSAP 377 | A | 3-4 | > | ARR | - | * | * | FLUTE ENTRY CARDS MUS 105 | SKORONEK,F. |
| >>>> | MUSAP 378 | A | 3-4 | > | ARR | - | * | * | OBDE ENTRY CARDS MUS 105 | STORCH,L. |

| | | | | | | | | | | |
|------|-----------|---|-----|---|-----|---|---|---|-------------------------------------|---------------|
| >>>> | MUSAP 417 | A | 2-3 | > | ARR | - | * | * | PERCUSSION ENTRY CARDS MUS 105 | COLLIER,T. |
| >>>> | MUSAP 420 | A | 3-4 | > | ARR | - | * | * | VOICE ENTRY CARDS MUS 105 | PAGLIALUNGA |
| >>>> | MUSAP 420 | B | 3-4 | > | ARR | - | * | * | ENTRY CARDS MUS 105 | ALAVEDRA,M. |
| >>>> | MUSAP 420 | C | 3-4 | > | ARR | - | * | * | ENTRY CARDS MUS 105 | GUARRERA |
| >>>> | MUSAP 420 | D | 3-4 | > | ARR | - | * | * | ENTRY CARDS MUS 105 | CURTIS-VERNA |
| >>>> | MUSAP 421 | A | 3-4 | > | ARR | - | * | * | PIANO ENTRY CARDS MUS 105 | DEWEY,D. |
| >>>> | MUSAP 421 | B | 3-4 | > | ARR | - | * | * | ENTRY CARDS MUS 105 | RAFOLS,A. |
| >>>> | MUSAP 421 | C | 3-4 | > | ARR | - | * | * | ENTRY CARDS MUS 105 | ODDAN,D. |
| >>>> | MUSAP 421 | D | 3-4 | > | ARR | - | * | * | ENTRY CARDS MUS 105 | HOKANSON,R.M. |
| >>>> | MUSAP 421 | E | 3-4 | > | ARR | - | * | * | ENTRY CARDS MUS 105 | MOORE,J.T. |
| >>>> | MUSAP 422 | A | 3-4 | > | ARR | - | * | * | ORGAN ENTRY CARDS MUS 105 | TERRY,C. |
| >>>> | MUSAP 423 | A | 3-4 | > | ARR | - | * | * | HARPSICHOED ENTRY CARDS MUS 105 | TERRY,C. |
| >>>> | MUSAP 424 | A | 3-4 | > | ARR | - | * | * | VIOLIN-VIOLA ENTRY CARDS MUS 105 | ZSIGHNDY,D. |
| >>>> | MUSAP 424 | B | 3-4 | > | ARR | - | * | * | ENTRY CARDS MUS 105 | SOXOL,V. |
| >>>> | MUSAP 424 | C | 3-4 | > | ARR | - | * | * | ENTRY CARDS MUS 105 | |
| >>>> | MUSAP 425 | A | 3-4 | > | ARR | - | * | * | VIOLONCELLO ENTRY CARDS MUS 105 | SAKS,T. |
| >>>> | MUSAP 426 | A | 3-4 | > | ARR | - | * | * | DOUBLE BASS ENTRY CARDS MUS 105 | HARNETT,J. |
| >>>> | MUSAP 427 | A | 3-4 | > | ARR | - | * | * | FLUTE ENTRY CARDS MUS 105 | SKORONEK,F. |
| >>>> | MUSAP 428 | A | 3-4 | > | ARR | - | * | * | OBDE ENTRY CARDS MUS 105 | STORCH,L. |
| >>>> | MUSAP 429 | A | 3-4 | > | ARR | - | * | * | CLARINET ENTRY CARDS MUS 105 | MC COLL,M. |
| >>>> | MUSAP 430 | A | 3-4 | > | ARR | - | * | * | BASSOON ENTRY CARDS MUS 105 | GROSSMAN,A. |
| >>>> | MUSAP 431 | A | 3-4 | > | ARR | - | * | * | SAXOPHONE ENTRY CARDS MUS 105 | JESSEN,J. |
| >>>> | MUSAP 432 | A | 3-4 | > | ARR | - | * | * | HORN ENTRY CARDS MUS 105 | KAPPY,D. |
| >>>> | MUSAP 433 | A | 3-4 | > | ARR | - | * | * | TRUMPET ENTRY CARDS MUS 105 | CUMMINGS,R. |
| >>>> | MUSAP 434 | A | 3-4 | > | ARR | - | * | * | TROMBONE ENTRY CARDS MUS 105 | DEMPSTER,S. |
| >>>> | MUSAP 435 | A | 3-4 | > | ARR | - | * | * | TUBA ENTRY CARDS MUS 105 | KAPPY,D. |
| >>>> | MUSAP 436 | A | 3-4 | > | ARR | - | * | * | HARP ENTRY CARDS MUS 105 | VOKLEK,P. |
| >>>> | MUSAP 437 | A | 3-4 | > | ARR | - | * | * | PERCUSSION ENTRY CARDS MUS 105 | COLLIER,T. |
| >>>> | MUSAP 450 | A | 2-3 | > | ARR | - | * | * | VOICE ENTRY CARDS MUS 105 | PAGLIALUNGA |
| >>>> | MUSAP 450 | B | 2-3 | > | ARR | - | * | * | ENTRY CARDS MUS 105 | ALAVEDRA,M. |
| >>>> | MUSAP 450 | C | 2-3 | > | ARR | - | * | * | ENTRY CARDS MUS 105 | GUARRERA,F. |
| >>>> | MUSAP 450 | D | 2-3 | > | ARR | - | * | * | ENTRY CARDS MUS 105 | CURTIS-VERNA |
| >>>> | MUSAP 450 | E | 2-3 | > | ARR | - | * | * | ENTRY CARDS MUS 105 | |
| >>>> | MUSAP 450 | F | 2-3 | > | ARR | - | * | * | ENTRY CARDS MUS 105 | |
| >>>> | MUSAP 451 | A | 2-3 | > | ARR | - | * | * | PIANO ENTRY CARDS MUS 105 | DEWEY,D. |
| >>>> | MUSAP 451 | B | 2-3 | > | ARR | - | * | * | ENTRY CARDS MUS 105 | RAFOLS,A. |
| >>>> | MUSAP 451 | C | 2-3 | > | ARR | - | * | * | ENTRY CARDS MUS 105 | ODDAN,M. |
| >>>> | MUSAP 451 | D | 2-3 | > | ARR | - | * | * | ENTRY CARDS MUS 105 | HOKANSON,R. |
| >>>> | MUSAP 451 | E | 2-3 | > | ARR | - | * | * | ENTRY CARDS MUS 105 | MOORE,J. |
| >>>> | MUSAP 451 | F | 2-3 | > | ARR | - | * | * | ENTRY CARDS MUS 105 | |
| >>>> | MUSAP 451 | G | 2-3 | > | ARR | - | * | * | ENTRY CARDS MUS 105 | |
| >>>> | MUSAP 452 | A | 2-3 | > | ARR | - | * | * | ORGAN ENTRY CARDS MUS 105 | TERRY,C. |
| >>>> | MUSAP 452 | B | 2-3 | > | ARR | - | * | * | ENTRY CARDS MUS 105 | HARTIN,L. |
| >>>> | MUSAP 453 | A | 2-3 | > | ARR | - | * | * | HARPSICHOED ENTRY CARDS MUS 105 | TERRY,C. |
| >>>> | MUSAP 453 | B | 2-3 | > | ARR | - | * | * | ENTRY CARDS MUS 105 | HARTIN,L. |

W - WRITING COURSE MEETING A & B REQUIREMENT H - HONORS * - "TECHNISON SIGNATURE" % - NEW COURSE (SEE FRONT OF TIME SCHEDULE)
 >>> ENROLLMENT IN THIS SECTION IS LIMITED, AND STUDENTS MUST OBTAIN ENTRY CARDS, THE SCHEDULE NUMBER IS PRINTED ON THE ENTRY CARD AND MUST BE MARKED ON THE OP-SCAN REGISTRATION FORM, BOTH THE OP-SCAN FORM AND CARD MUST BE TURNED IN TO REGISTER.

W - WRITING COURSE MEETING A & B REQUIREMENT H - HONORS * - "TECHNISON SIGNATURE" % - NEW COURSE (SEE FRONT OF TIME SCHEDULE)
 >>> ENROLLMENT IN THIS SECTION IS LIMITED, AND STUDENTS MUST OBTAIN ENTRY CARDS, THE SCHEDULE NUMBER IS PRINTED ON THE ENTRY CARD AND MUST BE MARKED ON THE OP-SCAN REGISTRATION FORM, BOTH THE OP-SCAN FORM AND CARD MUST BE TURNED IN TO REGISTER.

COLLEGE OF ARTS AND SCIENCES

| Sched. Line No. | DEPARTMENT | COURSE | SECTION | CREDITS | W | T | R | F | S | TIME | | LOCATION | TITLE AND REMARKS | INSTRUCTOR |
|-----------------|------------|--------|---------|---------|---|---|---|---|---|------|------|----------|-------------------|------------|
| | | | | | | | | | | Day | Hour | | | |

| | | | | | | | | | | | | | | |
|------|-------|-----|---|-----|---|-----|---|---|---|---|---|---|----------------------------------|--------------|
| >>>> | MUSAP | 454 | A | 2-3 | > | ARR | - | - | - | - | - | - | VIOLIN-VIOLA ENTRY CARDS MUS 105 | ZSIGMONDY |
| >>>> | MUSAP | 454 | B | 2-3 | > | ARR | - | - | - | - | - | - | ENTRY CARDS MUS 105 | SOXOL,V. |
| >>>> | MUSAP | 454 | C | 2-3 | > | ARR | - | - | - | - | - | - | ENTRY CARDS MUS 105 | |
| >>>> | MUSAP | 455 | A | 2-3 | > | ARR | - | - | - | - | - | - | VIOLONCELLO ENTRY CARDS MUS 105 | SAKS,T. |
| >>>> | MUSAP | 456 | A | 2-3 | > | ARR | - | - | - | - | - | - | DOUBLE BASS ENTRY CARDS MUS 105 | HARNETT,J. |
| >>>> | MUSAP | 457 | A | 2-3 | > | ARR | - | - | - | - | - | - | FLUTE ENTRY CARDS MUS 105 | SKORONEK,F. |
| >>>> | MUSAP | 458 | A | 2-3 | > | ARR | - | - | - | - | - | - | OBOE ENTRY CARDS MUS 105 | STORCH,L. |
| >>>> | MUSAP | 459 | A | 2-3 | > | ARR | - | - | - | - | - | - | CLARINET ENTRY CARDS MUS 105 | MC COLL,N. |
| >>>> | MUSAP | 460 | A | 2-3 | > | ARR | - | - | - | - | - | - | BASSOON ENTRY CARDS MUS 105 | GROSSMAN,A. |
| >>>> | MUSAP | 461 | A | 2-3 | > | ARR | - | - | - | - | - | - | SAXOPHONE ENTRY CARDS MUS 105 | JESSEN,J. |
| >>>> | MUSAP | 462 | A | 2-3 | > | ARR | - | - | - | - | - | - | HORN ENTRY CARDS MUS 105 | KAPPY,D. |
| >>>> | MUSAP | 463 | A | 2-3 | > | ARR | - | - | - | - | - | - | TRUMPET ENTRY CARDS MUS 105 | CUMMINGS,R. |
| >>>> | MUSAP | 464 | A | 2-3 | > | ARR | - | - | - | - | - | - | TROMBONE ENTRY CARDS MUS 105 | DENPSTER,S. |
| >>>> | MUSAP | 465 | A | 2-3 | > | ARR | - | - | - | - | - | - | TUBA ENTRY CARDS MUS 105 | KAPPY,D. |
| >>>> | MUSAP | 466 | A | 2-3 | > | ARR | - | - | - | - | - | - | HARP ENTRY CARDS MUS 105 | VOKLEK |
| >>>> | MUSAP | 467 | A | 2-3 | > | ARR | - | - | - | - | - | - | PERCUSSION ENTRY CARDS MUS 105 | COLLIER,T. |
| >>>> | MUSAP | 470 | A | 3-4 | > | ARR | - | - | - | - | - | - | VOICE ENTRY CARDS MUS 105 | PAGLIALUNGA |
| >>>> | MUSAP | 470 | B | 3-4 | > | ARR | - | - | - | - | - | - | ENTRY CARDS MUS 105 | ALAVEDRA,M. |
| >>>> | MUSAP | 470 | C | 3-4 | > | ARR | - | - | - | - | - | - | ENTRY CARDS MUS 105 | GUARRERA,F. |
| >>>> | MUSAP | 470 | D | 3-4 | > | ARR | - | - | - | - | - | - | ENTRY CARDS MUS 105 | CURTIS-VERNA |
| >>>> | MUSAP | 471 | A | 3-4 | > | ARR | - | - | - | - | - | - | PIANO ENTRY CARDS MUS 105 | DEWEY,D. |
| >>>> | MUSAP | 471 | B | 3-4 | > | ARR | - | - | - | - | - | - | ENTRY CARDS MUS 105 | RAFOLS,A. |
| >>>> | MUSAP | 471 | C | 3-4 | > | ARR | - | - | - | - | - | - | ENTRY CARDS MUS 105 | ODDAN,N. |
| >>>> | MUSAP | 471 | D | 3-4 | > | ARR | - | - | - | - | - | - | ENTRY CARDS MUS 105 | HOKANSON,R. |
| >>>> | MUSAP | 471 | E | 3-4 | > | ARR | - | - | - | - | - | - | ENTRY CARDS MUS 105 | MOORE,J.T. |
| >>>> | MUSAP | 472 | A | 3-4 | > | ARR | - | - | - | - | - | - | ORGAN ENTRY CARDS MUS 105 | TERRY,C. |
| >>>> | MUSAP | 473 | A | 3-4 | > | ARR | - | - | - | - | - | - | HARPSICHORD ENTRY CARDS MUS 105 | TERRY,C. |
| >>>> | MUSAP | 474 | A | 3-4 | > | ARR | - | - | - | - | - | - | VIOLIN-VIOLA ENTRY CARDS MUS 105 | ZSIGMONDY,D. |
| >>>> | MUSAP | 474 | B | 3-4 | > | ARR | - | - | - | - | - | - | ENTRY CARDS MUS 105 | SOXOL,V. |
| >>>> | MUSAP | 474 | C | 3-4 | > | ARR | - | - | - | - | - | - | ENTRY CARDS MUS 105 | |
| >>>> | MUSAP | 475 | A | 3-4 | > | ARR | - | - | - | - | - | - | VIOLONCELLO ENTRY CARDS MUS 105 | SAKS,T. |
| >>>> | MUSAP | 476 | A | 3-4 | > | ARR | - | - | - | - | - | - | DOUBLE BASS ENTRY CARDS MUS 105 | HARNETT,J. |
| >>>> | MUSAP | 477 | A | 3-4 | > | ARR | - | - | - | - | - | - | FLUTE ENTRY CARDS MUS 105 | SKORONEK,F. |
| >>>> | MUSAP | 478 | A | 3-4 | > | ARR | - | - | - | - | - | - | OBOE ENTRY CARDS MUS 105 | STORCH,L. |
| >>>> | MUSAP | 479 | A | 3-4 | > | ARR | - | - | - | - | - | - | CLARINET ENTRY CARDS MUS 105 | MC COLL,N. |
| >>>> | MUSAP | 480 | A | 3-4 | > | ARR | - | - | - | - | - | - | BASSOON ENTRY CARDS MUS 105 | GROSSMAN,A. |
| >>>> | MUSAP | 481 | A | 3 | > | ARR | - | - | - | - | - | - | SAXOPHONE ENTRY CARDS MUS 105 | JESSEN,J. |
| >>>> | MUSAP | 482 | A | 3-4 | > | ARR | - | - | - | - | - | - | HORN ENTRY CARDS MUS 105 | KAPPY,D. |

| Sched. Line No. | DEPARTMENT | COURSE | SECTION | CREDITS | W | T | R | F | S | TIME | | LOCATION | TITLE AND REMARKS | INSTRUCTOR |
|-----------------|------------|--------|---------|---------|---|---|---|---|---|------|------|----------|-------------------|------------|
| | | | | | | | | | | Day | Hour | | | |

| | | | | | | | | | | | | | | |
|------|-------|-----|---|---|---|-----|---|---|---|---|---|---|----------------------------------|--------------|
| >>>> | MUSAP | 521 | A | 3 | > | ARR | - | - | - | - | - | - | PIANO ENTRY CARDS MUS 111 | DEWEY,D. |
| >>>> | MUSAP | 521 | B | 3 | > | ARR | - | - | - | - | - | - | ENTRY CARDS MUS 111 | RAFOLS,A. |
| >>>> | MUSAP | 521 | C | 3 | > | ARR | - | - | - | - | - | - | ENTRY CARDS MUS 111 | ODDAN,N. |
| >>>> | MUSAP | 521 | D | 3 | > | ARR | - | - | - | - | - | - | ENTRY CARDS MUS 111 | HOKANSON,R. |
| >>>> | MUSAP | 521 | E | 3 | > | ARR | - | - | - | - | - | - | ENTRY CARDS MUS 111 | MOORE,J.T. |
| >>>> | MUSAP | 522 | A | 3 | > | ARR | - | - | - | - | - | - | ORGAN ENTRY CARDS MUS 111 | TERRY,C. |
| >>>> | MUSAP | 523 | A | 3 | > | ARR | - | - | - | - | - | - | HARPSICHORD ENTRY CARDS MUS 111 | TERRY,C. |
| >>>> | MUSAP | 524 | A | 3 | > | ARR | - | - | - | - | - | - | VIOLIN-VIOLA ENTRY CARDS MUS 111 | ZSIGMONDY,D. |
| >>>> | MUSAP | 524 | B | 3 | > | ARR | - | - | - | - | - | - | ENTRY CARDS MUS 111 | SOXOL,V. |
| >>>> | MUSAP | 524 | C | 3 | > | ARR | - | - | - | - | - | - | ENTRY CARDS MUS 111 | |
| >>>> | MUSAP | 525 | A | 3 | > | ARR | - | - | - | - | - | - | VIOLONCELLO ENTRY CARDS MUS 111 | SAKS,T. |
| >>>> | MUSAP | 526 | A | 3 | > | ARR | - | - | - | - | - | - | DOUBLE BASS ENTRY CARDS MUS 111 | HARNETT,J. |
| >>>> | MUSAP | 527 | A | 3 | > | ARR | - | - | - | - | - | - | FLUTE ENTRY CARDS MUS 111 | SKORONEK,F. |
| >>>> | MUSAP | 528 | A | 3 | > | ARR | - | - | - | - | - | - | OBOE ENTRY CARDS MUS 111 | STORCH,L. |
| >>>> | MUSAP | 529 | A | 3 | > | ARR | - | - | - | - | - | - | CLARINET ENTRY CARDS MUS 111 | MC COLL,N. |
| >>>> | MUSAP | 530 | A | 3 | > | ARR | - | - | - | - | - | - | BASSOON ENTRY CARDS MUS 111 | GROSSMAN,A. |
| >>>> | MUSAP | 531 | A | 3 | > | ARR | - | - | - | - | - | - | SAXOPHONE ENTRY CARDS MUS 111 | JESSEN,J. |
| >>>> | MUSAP | 532 | A | 3 | > | ARR | - | - | - | - | - | - | HORN ENTRY CARDS MUS 111 | KAPPY,D. |
| >>>> | MUSAP | 533 | A | 3 | > | ARR | - | - | - | - | - | - | TRUMPET ENTRY CARDS MUS 111 | CUMMINGS,R. |
| >>>> | MUSAP | 534 | A | 3 | > | ARR | - | - | - | - | - | - | TROMBONE ENTRY CARDS MUS 111 | DENPSTER,S. |
| >>>> | MUSAP | 535 | A | 3 | > | ARR | - | - | - | - | - | - | TUBA ENTRY CARDS MUS 111 | KAPPY,D. |
| >>>> | MUSAP | 536 | A | 3 | > | ARR | - | - | - | - | - | - | HARP ENTRY CARDS MUS 111 | VOKLEK,P. |
| >>>> | MUSAP | 537 | A | 3 | > | ARR | - | - | - | - | - | - | PERCUSSION ENTRY CARDS MUS 111 | COLLIER,T. |
| >>>> | MUSAP | 570 | A | 3 | > | ARR | - | - | - | - | - | - | VOICE ENTRY CARDS MUS 111 | PAGLIALUNGA |
| >>>> | MUSAP | 570 | B | 3 | > | ARR | - | - | - | - | - | - | ENTRY CARDS MUS 111 | ALAVEDRA,M. |
| >>>> | MUSAP | 570 | C | 3 | > | ARR | - | - | - | - | - | - | ENTRY CARDS MUS 111 | GUARRERA,F. |
| >>>> | MUSAP | 570 | D | 3 | > | ARR | - | - | - | - | - | - | ENTRY CARDS MUS 111 | CURTIS-VERNA |
| >>>> | MUSAP | 571 | A | 3 | > | ARR | - | - | - | - | - | - | PIANO ENTRY CARDS MUS 111 | DEWEY,D. |
| >>>> | MUSAP | 571 | B | 3 | > | ARR | - | - | - | - | - | - | ENTRY CARDS MUS 111 | RAFOLS,A. |
| >>>> | MUSAP | 571 | C | 3 | > | ARR | - | - | - | - | - | - | ENTRY CARDS MUS 111 | ODDAN,N. |
| >>>> | MUSAP | 571 | D | 3 | > | ARR | - | - | - | - | - | - | ENTRY CARDS MUS 111 | HOKANSON,R. |
| >>>> | MUSAP | 571 | E | 3 | > | ARR | - | - | - | - | - | - | ENTRY CARDS MUS 111 | MOORE,J.T. |
| >>>> | MUSAP | 572 | A | 3 | > | ARR | - | - | - | - | - | - | ORGAN ENTRY CARDS MUS 111 | TERRY,C. |
| >>>> | MUSAP | 573 | A | 3 | > | ARR | - | - | - | - | - | - | HARPSICHORD ENTRY CARDS MUS 111 | TERRY,C. |
| >>>> | MUSAP | 574 | A | 3 | > | ARR | - | - | - | - | - | - | VIOLIN-VIOLA ENTRY CARDS MUS 111 | ZSIGMONDY,D. |
| >>>> | MUSAP | 574 | B | 3 | > | ARR | - | - | - | - | - | - | ENTRY CARDS MUS 111 | SOXOL,V. |
| >>>> | MUSAP | 574 | C | 3 | > | ARR | - | - | - | - | - | - | ENTRY CARDS MUS 111 | |
| >>>> | MUSAP | 575 | A | 3 | > | ARR | - | - | - | - | - | - | VIOLONCELLO ENTRY CARDS MUS 111 | SAKS,T. |
| >>>> | MUSAP | 576 | A | 3 | > | ARR | - | - | - | - | - | - | DOUBLE BASS ENTRY CARDS MUS 111 | HARNETT,J. |

| | | | | | | | | | |
|------|-----------|---|-----|---|-----|---|---|--|--------------|
| >>>> | MUSAP 483 | A | 3-4 | > | ARR | - | * | * TRUMPET ENTRY CARDS MUS 105 | CUNNINGS,R. |
| >>>> | MUSAP 484 | A | 3-4 | > | ARR | - | * | * TRUMBONE ENTRY CARDS MUS 105 | DEMPSTER,S. |
| >>>> | MUSAP 485 | A | 3-4 | > | ARR | - | * | * TUBA ENTRY CARDS MUS 105 | KAPPY,D. |
| >>>> | MUSAP 486 | A | 3-4 | > | ARR | - | * | * HARP ENTRY CARDS MUS 105 | VOXLEK,P. |
| >>>> | MUSAP 487 | A | 3-4 | > | ARR | - | * | * PERCUSSION ENTRY CARDS MUS 105 | COLLIER,T. |
| >>>> | MUSAP 489 | A | 2-3 | > | ARR | - | * | * WORLD MUSIC CR/NC ONLY ENTRY CARDS MUS 064 | |
| >>>> | MUSAP 489 | B | 2-3 | > | ARR | - | * | * CR/NC ONLY ENTRY CARDS MUS 064 | |
| >>>> | MUSAP 489 | C | 2-3 | > | ARR | - | * | * CR/NC ONLY ENTRY CARDS MUS 064 | |
| >>>> | MUSAP 489 | D | 2-3 | > | ARR | - | * | * CR/NC ONLY ENTRY CARDS MUS 064 | DEMPSTER,S. |
| >>>> | MUSAP 500 | A | 3 | > | ARR | - | * | * VOICE ENTRY CARDS MUS 111 | PAGLIALUNGA |
| >>>> | MUSAP 500 | B | 3 | > | ARR | - | * | * ENTRY CARDS MUS 111 | ALAVEDRA,M. |
| >>>> | MUSAP 500 | C | 3 | > | ARR | - | * | * ENTRY CARDS MUS 111 | GUARRERA,F. |
| >>>> | MUSAP 500 | D | 3 | > | ARR | - | * | * ENTRY CARDS MUS 111 | CURTIS-VERNA |
| >>>> | MUSAP 501 | A | 3 | > | ARR | - | * | * PIANO ENTRY CARDS MUS 111 | DEMEY,D. |
| >>>> | MUSAP 501 | B | 3 | > | ARR | - | * | * ENTRY CARDS MUS 111 | RAFOLS,A. |
| >>>> | MUSAP 501 | C | 3 | > | ARR | - | * | * ENTRY CARDS MUS 111 | ODGAN,M. |
| >>>> | MUSAP 501 | D | 3 | > | ARR | - | * | * ENTRY CARDS MUS 111 | MOANSOON,R. |
| >>>> | MUSAP 501 | E | 3 | > | ARR | - | * | * ENTRY CARDS MUS 111 | MOORE,J.T. |
| >>>> | MUSAP 502 | A | 3 | > | ARR | - | * | * ORGAN ENTRY CARDS MUS 111 | TERRY,C. |
| >>>> | MUSAP 503 | A | 3 | > | ARR | - | * | * HARPSICORD ENTRY CARDS MUS 111 | TERRY,C. |
| >>>> | MUSAP 504 | A | 3 | > | ARR | - | * | * VIOLIN-VIOLA ENTRY CARDS MUS 111 | ZSIGNONDY,D. |
| >>>> | MUSAP 504 | B | 3 | > | ARR | - | * | * ENTRY CARDS MUS 111 | SKOL,V. |
| >>>> | MUSAP 504 | C | 3 | > | ARR | - | * | * ENTRY CARDS MUS 111 | |
| >>>> | MUSAP 505 | A | 3 | > | ARR | - | * | * VIOLONCELLO ENTRY CARDS MUS 111 | SAKS,T. |
| >>>> | MUSAP 506 | A | 3 | > | ARR | - | * | * DOUBLE BASS ENTRY CARDS MUS 111 | HARNETT,J. |
| >>>> | MUSAP 507 | A | 3 | > | ARR | - | * | * FLUTE ENTRY CARDS MUS 111 | SKORNEK,F. |
| >>>> | MUSAP 508 | A | 3 | > | ARR | - | * | * OBOE ENTRY CARDS MUS 111 | STORCH,L. |
| >>>> | MUSAP 509 | A | 3 | > | ARR | - | * | * CLARINET ENTRY CARDS MUS 111 | MC COLL,W. |
| >>>> | MUSAP 510 | A | 3 | > | ARR | - | * | * BASSOON ENTRY CARDS MUS 111 | GROSSMAN,A. |
| >>>> | MUSAP 511 | A | 3 | > | ARR | - | * | * SAXOPHONE ENTRY CARDS MUS 111 | JESSEN,J. |
| >>>> | MUSAP 512 | A | 3 | > | ARR | - | * | * HORN ENTRY CARDS MUS 111 | KAPPY,D. |
| >>>> | MUSAP 513 | A | 3 | > | ARR | - | * | * TRUMPET ENTRY CARDS MUS 111 | CUNNINGS,R. |
| >>>> | MUSAP 514 | A | 3 | > | ARR | - | * | * TRUMBONE ENTRY CARDS MUS 111 | DEMPSTER,S. |
| >>>> | MUSAP 515 | A | 3 | > | ARR | - | * | * TUBA ENTRY CARDS MUS 111 | KAPPY,D. |
| >>>> | MUSAP 516 | A | 3 | > | ARR | - | * | * HARP ENTRY CARDS MUS 111 | VOXLEK,P. |
| >>>> | MUSAP 517 | A | 3 | > | ARR | - | * | * PERCUSSION ENTRY CARDS MUS 111 | COLLIER,T. |
| >>>> | MUSAP 520 | A | 3 | > | ARR | - | * | * VOICE ENTRY CARDS MUS 111 | PAGLIALUNGA |
| >>>> | MUSAP 520 | B | 3 | > | ARR | - | * | * ENTRY CARDS MUS 111 | ALAVEDRA,M. |
| >>>> | MUSAP 520 | C | 3 | > | ARR | - | * | * ENTRY CARDS MUS 111 | GUARRERA,F. |
| >>>> | MUSAP 520 | D | 3 | > | ARR | - | * | * ENTRY CARDS MUS 111 | CURTIS-VERNA |

W = WRITING COURSE MEETING A & B REQUIREMENT H = HONORS * = PERMISSION SIGNATURE % = NEW COURSE (SEE FRONT OF TIME SCHEDULE)
 >>> ENROLLMENT IN THIS SECTION IS LIMITED, AND STUDENTS MUST OBTAIN ENTRY CARDS. THE SCHEDULE LINE NUMBER IS PRINTED ON THE ENTRY CARD AND MUST BE MARKED ON THE OP-SCAN REGISTRATION FORM. BOTH THE OP-SCAN FORM AND CARD MUST BE TURNED IN TO REGISTER.

| | | | | | | | | | |
|------|-----------|---|---|---|-----|---|---|--|-------------|
| >>>> | MUSAP 577 | A | 3 | > | ARR | - | * | * FLUTE ENTRY CARDS MUS 111 | SKORNEK,F. |
| >>>> | MUSAP 578 | A | 3 | > | ARR | - | * | * OBOE ENTRY CARDS MUS 111 | STORCH,L. |
| >>>> | MUSAP 579 | A | 3 | > | ARR | - | * | * CLARINET ENTRY CARDS MUS 111 | MC COLL,W. |
| >>>> | MUSAP 580 | A | 3 | > | ARR | - | * | * BASSOON ENTRY CARDS MUS 111 | GROSSMAN |
| >>>> | MUSAP 581 | A | 3 | > | ARR | - | * | * SAXOPHONE ENTRY CARDS MUS 111 | JESSEN,J. |
| >>>> | MUSAP 582 | A | 3 | > | ARR | - | * | * HORN ENTRY CARDS MUS 111 | KAPPY,D. |
| >>>> | MUSAP 583 | A | 3 | > | ARR | - | * | * TRUMPET ENTRY CARDS MUS 111 | CUNNINGS,R. |
| >>>> | MUSAP 584 | A | 3 | > | ARR | - | * | * TRUMBONE ENTRY CARDS MUS 111 | DEMPSTER,S. |
| >>>> | MUSAP 585 | A | 3 | > | ARR | - | * | * TUBA ENTRY CARDS MUS 111 | KAPPY,D. |
| >>>> | MUSAP 586 | A | 3 | > | ARR | - | * | * HARP ENTRY CARDS MUS 111 | VOXLEK,P. |
| >>>> | MUSAP 587 | A | 3 | > | ARR | - | * | * PERCUSSION ENTRY CARDS MUS 111 | COLLIER,T. |
| >>>> | MUSAP 589 | A | 3 | > | ARR | - | * | * WORLD MUSIC LAB CR/NC ONLY ENTRY CARDS MUS 064 | |
| >>>> | MUSAP 589 | B | 3 | > | ARR | - | * | * CR/NC ONLY ENTRY CARDS MUS 064 | |
| >>>> | MUSAP 589 | C | 3 | > | ARR | - | * | * CR/NC ONLY ENTRY CARDS MUS 064 | |
| >>>> | MUSAP 589 | D | 3 | > | ARR | - | * | * CR/NC ONLY ENTRY CARDS MUS 064 | DEMPSTER,S. |

NEAR EASTERN LANGUAGES AND LITERATURE

| | | | | | | | | | |
|-------------------------------------|-----|-----|---|-----|-------|-----------|---------|---|------------|
| * ENTRY CARDS AVAILABLE IN DEN 229D | | | | | | | | | |
| 1813 | N E | 210 | A | 5 | MTWTF | 1130-1220 | DEN 315 | ISLAMIC CULTURE W/SISME 210 A | SIDDIG,M. |
| 1814 | N E | 420 | A | 3 | N M F | 130-220 | DEN 307 | ISLAMIC THEOLOG LIT | HEER,M. |
| >>>> | N E | 490 | A | 1-6 | ARR | - | * | * SUPERVISED STUDY | |
| >>>> | N E | 499 | A | 1-6 | ARR | - | * | * UNDERGRAD RESEARCH | |
| >>>> | N E | 520 | A | 5 | T | 230-420 | DEN 215 | SMR NEAR EAST CIVL PLUS 3 HRS ARR | MAC KAY,P. |
| >>>> | N E | 521 | A | 3 | F | 330-520 | DEN 215 | RESEARCH METHODS PRIORITY DEPT MAJORS | HEER,M. |
| >>>> | N E | 531 | A | 3 | M | 230-420 | DEN 215 | N E LIT PROSEMINAR PRIORITY DEPT MAJORS | ANDREWS,M. |
| >>>> | N E | 600 | A | VAR | ARR | - | * | * INDEPENDNT STDY/RSCH | |

ARABIC

| | | | | | | | | | |
|-------------------------------------|------|-----|-------|---|-------|-----------|---------|---|-----------|
| * ENTRY CARDS AVAILABLE IN DEN 229D | | | | | | | | | |
| 1821 | ARAB | 311 | A | 5 | N M F | 930-1020 | DEN 209 | ELEMENTARY ARABIC W/ARAB 471 A NO AUDITORS | SIDDIG,M. |
| 1822 | ARAB | 311 | AA OZ | | T TH | 930-1020 | NEB 235 | W/ARAB 471 AA NO AUDITORS | |
| 1823 | ARAB | 311 | AB OZ | | T TH | 1130-1220 | DEN 307 | W/ARAB 471 AB NO AUDITORS | |
| 1824 | ARAB | 321 | A | 5 | MTWTF | 1030-1120 | DEN 311 | INTERMED ARABIC W/ARAB 474 A NO AUDITORS PRIORITY DEPT MAJORS | HEER,M. |
| 1825 | ARAB | 404 | A | 3 | N M F | 130-220 | DEN 215 | QURAN AND TAFSIR PRIORITY DEPT MAJORS | ZIADEN,F. |
| 1826 | ARAB | 411 | A | 3 | N M F | 130-220 | DEN 213 | DESERT POETRY | SIDDIG,M. |
| 1827 | ARAB | 431 | A | 5 | MTWTF | 1030-1120 | DEN 310 | ADVANCED ARABIC PRIORITY DEPT MAJORS | ZIADEN,F. |

W = WRITING COURSE MEETING A & B REQUIREMENT H = HONORS * = PERMISSION SIGNATURE % = NEW COURSE (SEE FRONT OF TIME SCHEDULE)
 >>> ENROLLMENT IN THIS SECTION IS LIMITED, AND STUDENTS MUST OBTAIN ENTRY CARDS. THE SCHEDULE LINE NUMBER IS PRINTED ON THE ENTRY CARD AND MUST BE MARKED ON THE OP-SCAN REGISTRATION FORM. BOTH THE OP-SCAN FORM AND CARD MUST BE TURNED IN TO REGISTER.

COLLEGE OF ARTS AND SCIENCES

| Sched. Line No. | DEPARTMENT | COURSE | TERM | SECTION | CREDITS | W | | H | | P | | TIME | LOCATION | TITLE AND REMARKS | INSTRUCTOR | |
|-----------------|------------|--------|------|---------|---------|----|-------|----|----|----|----|-----------|----------|---|------------|----------------------|
| | | | | | | RI | TH | RI | TH | RI | TH | | | | | |
| >>>> | ARAB | 471 | A | | 5 | > | N | M | F | | | 930-1020 | DEM 209 | ARAB MORPH & SYNTAX W/ARAB 311 A GRADUATE STANDING | SIDDIQ, H. | |
| >>>> | ARAB | 471 | AA | OZ | | > | T | TH | | | | 930-1020 | HEB 235 | W/ARAB 311 AA NO AUDITORS | | |
| >>>> | ARAB | 471 | AB | OZ | | > | T | TH | | | | 1130-1220 | DEM 307 | W/ARAB 311 AB NO AUDITORS | | |
| >>>> | ARAB | 474 | A | | 5 | > | MTWTF | | | | | 1030-1120 | DEM 311 | ARABIC TEXTS W/ARAB 321 A GRADUATES STANDIN PRIORITY DEPT MAJORS | HEER, M. | |
| >>>> | ARAB | 490 | A | | 1-6 | > | ARR | | | | | - | | | | SUPERVISED STUDY |
| >>>> | ARAB | 499 | A | | 1-6 | > | ARR | | | | | - | | | | UNDERGRAD RESEARCH |
| >>>> | ARAB | 600 | A | | VAR | > | ARR | | | | | - | | | | INDEPENDNT STDY/RSCH |

HEBREW

| * ENTRY CARDS AVAILABLE IN DEN 229B | | | | | | | | | | | | | | | | |
|-------------------------------------|------|-----|----|----|-----|---|-------|----|---|--|--|-----------|---------|--|--|----------------------|
| 1835 | HEBR | 311 | A | | 5 | | N | M | F | | | 930-1020 | DEM 212 | ELEM MODERN HEBREW W/HEBR 471 A NO AUDITORS | | |
| 1836 | HEBR | 311 | AA | OZ | | | T | TH | | | | 930-1020 | DEM 311 | W/HEBR 471 AA NO AUDITORS | | |
| 1837 | HEBR | 311 | AB | OZ | | | T | TH | | | | 1030-1120 | DEM 213 | W/HEBR 471 AB NO AUDITORS | | |
| 1838 | HEBR | 321 | A | | 5 | | MTWTF | | | | | 1130-1220 | DEM 311 | INTERMED MOD HEBREW W/HEBR 474 A NO AUDITORS | | |
| >>>> | HEBR | 471 | A | LC | 5 | > | N | M | F | | | 930-1020 | DEM 212 | HEBR MORPH & SYN W/HEBR 311 A GRADUATE STANDING | | |
| >>>> | HEBR | 471 | AA | OZ | | > | T | TH | | | | 930-1020 | DEM 311 | W/HEBR 311 AA NO AUDITORS | | |
| >>>> | HEBR | 471 | AB | OZ | | > | T | TH | | | | 1030-1120 | DEM 213 | W/HEBR 311 AB NO AUDITORS | | |
| >>>> | HEBR | 474 | A | | 5 | > | MTWTF | | | | | 1130-1220 | DEM 311 | HEBREW TEXTS W/HEBR 321 A PRIORITY DEPT MAJORS GRADUATES ONLY | | |
| >>>> | HEBR | 490 | A | | 1-6 | > | ARR | | | | | - | | | | SUPERVISED STUDY |
| >>>> | HEBR | 499 | A | | 1-6 | > | ARR | | | | | - | | | | UNDERGRAD RESEARCH |
| >>>> | HEBR | 600 | A | | VAR | > | ARR | | | | | - | | | | INDEPENDNT STDY/RSCH |

PERSIAN

| * ENTRY CARDS AVAILABLE IN DEN 229D | | | | | | | | | | | | | | | | |
|-------------------------------------|-------|-----|---|--|-----|---|-------|---|---|--|--|-----------|---------|--|---------------|----------------------|
| 1846 | PRSAN | 311 | A | | 5 | | MTWTF | | | | | 930-1020 | DEM 213 | ELEMENTARY PERSIAN W/PRSAN 471 A NO AUDITORS | LORAIN, H. D. | |
| 1847 | PRSAN | 321 | A | | 5 | | MTWTF | | | | | 1030-1120 | DEM 307 | INTERMED PERSIAN W/PRSAN 474 A PRIORITY DEPT MAJORS NO AUDITORS | LORAIN, H. D. | |
| >>>> | PRSAN | 411 | A | | 3 | > | N | M | F | | | 130-220 | DEM 302 | SIYASAT-NAHA PRIORITY DEPT MAJORS | LORAIN, H. | |
| >>>> | PRSAN | 471 | A | | 5 | > | MTWTF | | | | | 930-1020 | DEM 213 | PRSAN MORPH & SYNTAX W/PRSAN 311 A GRADUATE STANDING | LORAIN, H. D. | |
| >>>> | PRSAN | 474 | A | | 5 | > | MTWTF | | | | | 1030-1120 | DEM 307 | PERSIAN TEXTS W/PRSAN 321 A PRIORITY DEPT MAJORS GRADUATES ONLY | LORAIN, H. D. | |
| >>>> | PRSAN | 490 | A | | 1-6 | > | ARR | | | | | - | | | | SUPERVISED STUDY |
| >>>> | PRSAN | 499 | A | | 1-6 | > | ARR | | | | | - | | | | UNDERGRAD RESEARCH |
| >>>> | PRSAN | 600 | A | | VAR | > | ARR | | | | | - | | | | INDEPENDNT STDY/RSCH |

| Sched. Line No. | DEPARTMENT | COURSE | TERM | SECTION | CREDITS | W | | H | | P | | TIME | LOCATION | TITLE AND REMARKS | INSTRUCTOR | |
|-----------------|------------|--------|------|---------|---------|----|-------|----|----|----|----|-----------|----------|---------------------|--------------|---|
| | | | | | | RI | TH | RI | TH | RI | TH | | | | | |
| 3829 | PHIL | 422 | A | | 3 | | N | M | F | | | 1130-1220 | DEM 307 | STDY CONTNL RATLSM | CLATTERBAUGH | |
| 3830 | PHIL | 440 | A | | 3 | | N | M | F | | | 1230-120 | SAV 335 | ADVANCED ETHICS | COBURN | |
| 3831 | PHIL | 445 | A | | 5 | | MTWTF | | | | | 130-220 | SAV 335 | PHILOSOPHY OF ART | MOORE | |
| 3832 | PHIL | 450 | A | | 3 | | N | M | F | | | 930-1020 | SAV 127 | EPISTEMOLOGY | BONJOUR | |
| 3833 | PHIL | 456 | A | | 3 | | N | M | F | | | 930-1020 | SAV 131 | METAPHYSICS | COBURN | |
| >>>> | PHIL | 484 | A | | 1-5 | > | ARR | | | | | - | | | | READING IN PHILOS ENTRY CARDS SAV 345 |
| 3835 | PHIL | 520 | A | | 5 | | M | | | | | 330-520 | SAV 326 | SNWR ANCIENT PHIL | COHEN | |
| 3836 | PHIL | 525 | A | | 5 | | TH | | | | | 330-520 | SAV 131 | 19TH CENT PHIL | NISHALANI | |
| 3837 | PHIL | 565 | A | | 5 | | M | | | | | 330-520 | SAV 131 | SEM IN PHIL OF NIND | MARKS | |
| >>>> | PHIL | 584 | A | | 1-4 | > | ARR | | | | | - | | | | READING IN PHILOS ENTRY CARDS SAV 345 |
| >>>> | PHIL | 600 | A | | VAR | > | ARR | | | | | - | | | | INDEPENDNT STDY/RSCH CR/NC ONLY ENTRY CARDS SAV 345 |
| >>>> | PHIL | 700 | A | | VAR | > | ARR | | | | | - | | | | MASTERS THESIS ENTRY CARDS SAV 345 |
| >>>> | PHIL | 800 | A | | VAR | > | ARR | | | | | - | | | | DOCTORAL DISSERTATN ENTRY CARDS SAV 345 |

PHYSICAL EDUCATION

SPORTS SKILLS INSTRUCTION CLASSES ARE AVAILABLE THROUGH THE DEPARTMENT OF RECREATIONAL SPORTS PROGRAMS (IMA) ON A NON-CREDIT BASIS FOR A SMALL REGISTRATION FEE. CLASSES ARE OPEN TO ALL REGULARLY ENROLLED STUDENTS AND TO FACULTY/STAFF WHO ARE ELIGIBLE FACILITY USERS. SPECIFIC INFORMATION ON FEES, DATES, AND TIMES WILL BE AVAILABLE AT THE IMA BUILDING AFTER MAY 11, 1984. REGISTRATION WILL BE OCTOBER 8, 9, AND 10, FROM 7:45AM TO 6:00PM IN MEETING ROOM 4 OF THE IMA BUILDING. IF SPACES ARE STILL AVAILABLE, REGISTRATION WILL CONTINUE IN THE IMA ADMINISTRATION OFFICE 8:00AM TO 4:30PM, MONDAY THROUGH FRIDAY. DISABLED STUDENTS ARE ENCOURAGED TO PARTICIPATE IN SPORTS SKILLS CLASSES AND SHOULD CONTACT THE SPORTS SKILLS OFFICE.

CLASSES OFFERED

| | | |
|----------------------------|----------------|---------------------|
| AEROBIC DANCE | GYMNASTICS | SOCCER |
| AEROBIC EXERCISE | HANDBALL | SPRING BOARD-DIVING |
| ARCHERY | JUDO | SQUASH |
| BADMINTON | MOUNTAINEERING | SWIMMING |
| CANOEING | PICKLEBALL | TAE KWON DO |
| CONDITIONING FOR WOMEN | RACQUETBALL | TENNIS |
| DANCE-BALLET, JAZZ, MODERN | ROLLERSKATING | VOLLEYBALL |
| FENCING | SKIN AND SCUBA | WEIGHT TRAINING |
| GOLF | | |

PHYSICS

| | | | | | | | | | | | | | | | |
|------|------|-----|----|----|---|---|---|----|---|--|--|-----------|---------|---|----------------|
| >>>> | PHYS | 101 | A | | 5 | > | N | M | F | | | 630-1020 | PHY 301 | INTRO PHYSICS | MC DERMOTT, L. |
| >>>> | PHYS | 101 | B | | 5 | > | N | M | F | | | 1030-1220 | PHY 301 | ENTRY CARDS PHY 304A EOP STUDENTS ONLY | MC DERMOTT, L. |
| 3844 | PHYS | 110 | A | | 5 | | N | M | F | | | 1030-1120 | PHY 320 | LIBERAL ARTS PHYS | BODANSKY |
| 3845 | PHYS | 110 | AA | OZ | | | T | TH | | | | 830-920 | PHY 314 | | |
| 3846 | PHYS | 110 | AB | OZ | | | T | TH | | | | 930-1020 | PHY 314 | | |
| 3847 | PHYS | 110 | AC | OZ | | | T | TH | | | | 1030-1120 | PHY 314 | | |
| 3848 | PHYS | 110 | AD | OZ | | | T | TH | | | | 1130-1220 | PHY 314 | | |
| 3849 | PHYS | 110 | AE | OZ | | | T | TH | | | | 1230-120 | PHY 314 | | |
| 3850 | PHYS | 110 | AF | OZ | | | T | TH | | | | 130-230 | PHY 314 | | |
| 3851 | PHYS | 110 | AG | OZ | | | T | TH | | | | 230-320 | PHY 314 | | |
| 3852 | PHYS | 110 | AH | OZ | | | T | TH | | | | 330-420 | PHY 314 | | |

TURKISH

| * ENTRY CARDS AVAILABLE IN DEN 2298 | | | | | | | | | | |
|-------------------------------------|-----------|---|-----|----------|-----------|---------|--|---------------|--|--|
| 1054 | TKISH 311 | A | 5 | MTWTHF | 930-1020 | DEN 215 | ELEMENTARY TURKISH W/TKISH 471 A NO AUDITORS | CIRTAUTAS, I. | | |
| 1055 | TKISH 321 | A | 5 | MTWTHF | 1030-1120 | DEN 215 | INTERMED TURKISH W/TKISH 474 A PRIORITY DEPT MAJORS NO AUDITORS | ANDREWS, M. | | |
| 1056 | TKISH 400 | A | 3 | ARR | - | * * | INTRO OTTOMAN TURK | ANDREWS, M. | | |
| >>>> | TKISH 471 | A | 5 | > MTWTHF | 930-1020 | DEN 215 | TKISH MORPH & SYNTAX W/TKISH 311 A GRADUATE STANDING | CIRTAUTAS, I. | | |
| >>>> | TKISH 474 | A | 5 | > MTWTHF | 1030-1120 | DEN 215 | TURKISH TEXTS W/TKISH 321 A PRIORITY DEPT MAJORS GRADUATES ONLY | ANDREWS, M. | | |
| >>>> | TKISH 490 | A | 1-6 | > ARR | - | * * | SUPERVISED STUDY | | | |
| >>>> | TKISH 499 | A | 1-6 | > ARR | - | * * | UNDERGRAD RESEARCH | | | |
| >>>> | TKISH 600 | A | VAR | > ARR | - | * * | INDEPMONT STDY/RSCN | | | |

OCEANOGRAPHY

OCEANOGRAPHY 101: SEE COLLEGE OF OCEAN AND FISHERY SCIENCE

PHILOSOPHY

| | | | | | | | | | | |
|------|----------|-------|---|--------|------------|----------|-----------------------------------|--------------|--|--|
| 3784 | PHIL 100 | AA | 5 | M W F | 930-1020 | MLR 301 | INTRO TO PHILOSOPHY | DIETRICHSON | | |
| 3785 | PHIL 100 | AA QZ | | T TH | 830-920 | PAR 106 | | | | |
| 3786 | PHIL 100 | AB QZ | | T TH | 930-1020 | SMS 0032 | | | | |
| 3787 | PHIL 100 | AC QZ | | T TH | 930-1020 | PHY 284 | | | | |
| 3788 | PHIL 100 | AD QZ | | T TH | 930-1020 | WEB 245 | | | | |
| 3789 | PHIL 100 | AE QZ | | T TH | 1030-1120 | PHY 194 | | | | |
| 3790 | PHIL 100 | AF QZ | | T TH | 1030-1120 | PHY 194 | | | | |
| 3791 | PHIL 100 | B QZ | 5 | M W F | 1130-1220 | GWN 201 | PHIL ISSUES IN LAW | MOORE | | |
| 3792 | PHIL 100 | BA QZ | | T TH | 1130-1220 | DEN 314 | | | | |
| 3793 | PHIL 100 | BB QZ | | T TH | 1130-1220 | PAR 206 | | | | |
| 3794 | PHIL 100 | BC QZ | | T TH | 1230-120 | PAR 306 | | | | |
| 3795 | PHIL 100 | BD QZ | | T TH | 1230-120 | PAR 222 | | | | |
| 3796 | PHIL 102 | AA QZ | 5 | MTW F | 1030-1120 | PAR 108 | CONTEMP MORAL PROPS | RICHMAN | | |
| 3797 | PHIL 102 | AB QZ | | TH | 830-920 | PAR 221 | | | | |
| 3798 | PHIL 102 | AD QZ | | TH | 930-1020 | PAR 221 | | | | |
| 3799 | PHIL 102 | AC QZ | | TH | 1030-1120 | PAR 221 | | | | |
| 3800 | PHIL 102 | AD QZ | | TH | 1230-120 | PAR 221 | | | | |
| 3802 | PHIL 114 | A | 5 | MTW F | 1030-1120 | GWN 201 | PHIL ISSUES IN LAW | MOORE | | |
| 3803 | PHIL 114 | AA QZ | | TH | 930-1020 | LOW 105 | | | | |
| 3804 | PHIL 114 | AB QZ | | TH | 1030-1120 | LOW 239 | | | | |
| 3805 | PHIL 114 | AC QZ | | TH | 1130-1220 | LOW 105 | | | | |
| 3806 | PHIL 114 | AD QZ | | TH | 130-220 | LOW 113 | | | | |
| 3806 | PHIL 115 | A | 5 | M W F | 1230-120 | SIG 134 | PRACTICAL REASONING | POTTER | | |
| 3807 | PHIL 115 | AA QZ | | T TH | 1130-1220 | DEM 205 | | | | |
| 3808 | PHIL 115 | AB QZ | | T TH | 1130-1220 | GLM 409 | | | | |
| 3809 | PHIL 115 | AC QZ | | T TH | 1230-120 | PAR 110 | | | | |
| 3810 | PHIL 115 | AD QZ | | T TH | 1230-120 | PAR 310 | | | | |
| 3811 | PHIL 120 | A | 5 | M W F | 930-1020 | PAR 108 | INTRO TO LOGIC | CLATTERBAUGH | | |
| 3812 | PHIL 120 | AA QZ | | T TH | 830-920 | SAV 142 | | | | |
| 3813 | PHIL 120 | AB QZ | | T TH | 930-1020 | THD 231 | | | | |
| 3814 | PHIL 120 | AC QZ | | T TH | 930-1020 | BLM 416 | | | | |
| 3815 | PHIL 120 | AD QZ | | T TH | 930-1020 | DEN 212 | | | | |
| 3816 | PHIL 120 | AE QZ | | T TH | 1030-1120 | BLM 301 | | | | |
| 3817 | PHIL 120 | AF QZ | | T TH | 1130-1220 | DEM 211 | | | | |
| 3818 | PHIL 120 | B | 5 | M W F | 1130-1220 | SMI 205 | | | | |
| 3819 | PHIL 120 | BA QZ | | T TH | 1030-1120 | PHY 152 | | | | |
| 3820 | PHIL 120 | BB QZ | | T TH | 1130-1220 | SMS 0032 | | | | |
| 3821 | PHIL 120 | BC QZ | | T TH | 1130-1220 | PHY 194 | | | | |
| 3822 | PHIL 120 | BD QZ | | T TH | 1230-120 | PAR 206 | | | | |
| 3823 | PHIL 120 | U | 5 | M W | 700-920 PH | GWN 201 | | | | |
| 3824 | PHIL 267 | A | 5 | MTWTHF | 1130-1220 | SIG 126 | INTRO PHIL OF RELIG | DIETRICHSON | | |
| 3825 | PHIL 320 | A | 5 | MTWTHF | 1030-1120 | SAV 343 | ANCIENT PHILOSOPHY | KEYT | | |
| 3826 | PHIL 347 | A | 3 | M W F | 1130-1220 | CHU 332 | PHIL IN LITERATURE | MARKS | | |
| 3827 | PHIL 370 | A | 5 | MTWTHF | 130-220 | SAV 313 | INTERMEDIATE LOGIC | SAUNDERS | | |
| 3828 | PHIL 386 | A | 5 | MTWTHF | 1030-1120 | SAV 327 | INTRO INDIA PHIL W/SSISA 386 A | POTTER | | |

W - WRITING COURSE MEETING A & B REQUIREMENT H - HONORS * - PERMISSION SIGNATURE % - NEW COURSE (SEE FRONT OF TIME SCHEDULE)

>>> ENROLLMENT IN THIS SECTION IS LIMITED, AND STUDENTS MUST OBTAIN ENTRY CARDS. THE SCHEDULE LINE NUMBER IS PRINTED ON THE ENTRY CARD AND MUST BE MARKED ON THE O-SCAN REGISTRATION FORM. BOTH THE O-SCAN FORM AND CARD MUST BE TURNED IN TO REGISTER.

| | | | | | | | | | | |
|------|----------|-------|-----|----------|------------|---------|--|----------------|--|--|
| 3854 | PHYS 114 | A | 4 | MT THF | 830-920 | PHY 334 | GENERAL PHYSICS | CLARK | | |
| 3854 | PHYS 114 | B | 4 | MT THF | 1130-1220 | PHY 334 | | VANDYCK | | |
| 3855 | PHYS 115 | A | 4 | MT THF | 1230-120 | PHY 334 | GENERAL PHYSICS | LORD | | |
| 3856 | PHYS 116 | A | 4 | MT THF | 1030-1120 | PHY 334 | GENERAL PHYSICS | FARNELL | | |
| 3857 | PHYS 117 | ZA | 1 | M | 930-1220 | PHY 303 | GENERAL PHYSICS LAB CR/NC ONLY | | | |
| 3858 | PHYS 117 | ZB | 1 | M | 1230-320 | PHY 303 | CR/NC ONLY | | | |
| 3859 | PHYS 117 | ZC | 1 | T | 130-420 | PHY 303 | CR/NC ONLY | | | |
| 3860 | PHYS 117 | ZD | 1 | M TH | 130-420 | PHY 303 | CR/NC ONLY | | | |
| 3861 | PHYS 117 | ZU | 1 | M | 700-950 PH | PHY 303 | CR/NC ONLY | | | |
| 3862 | PHYS 118 | ZA | 1 | M | 1230-320 | PHY 307 | GENERAL PHYSICS LAB CR/NC ONLY | | | |
| 3863 | PHYS 118 | ZB | 1 | T | 130-420 | PHY 307 | CR/NC ONLY | | | |
| 3864 | PHYS 118 | ZU | 1 | M | 700-950 PH | PHY 307 | CR/NC ONLY | | | |
| 3865 | PHYS 121 | A | 4 | MTW F | 930-1020 | PHY 320 | MECHANICS | GERHART | | |
| 3866 | PHYS 121 | B | 4 | MTW F | 930-1020 | PHY 334 | | DASH | | |
| 3867 | PHYS 121 | C | 4 | MTW F | 1230-120 | PHY 320 | | STREIB | | |
| 3868 | PHYS 121 | D | 4 | MTW F | 130-220 | PHY 334 | | DEKHELT, H. | | |
| 3869 | PHYS 121 | E | 4 | MTW F | 230-320 | PHY 320 | | FAIN | | |
| 3870 | PHYS 122 | A | 4 | MTW F | 830-920 | PHY 320 | ELMAC & OSCIL MOTN | SCHMIDT | | |
| 3871 | PHYS 122 | B | 4 | MTW F | 1130-1220 | PHY 320 | | BDYNTON | | |
| 3872 | PHYS 123 | A | 4 | MTW F | 130-220 | PHY 320 | WAVES | BARDEEN | | |
| 3873 | PHYS 131 | ZA | 1 | TH | 930-1220 | PHY 232 | EXPTL PHYSICS | | | |
| 3874 | PHYS 131 | ZB | 1 | TH | 1230-320 | PHY 232 | | | | |
| 3875 | PHYS 131 | ZC | 1 | T | 230-520 | PHY 232 | | | | |
| 3876 | PHYS 131 | ZD | 1 | M | 230-520 | PHY 232 | | | | |
| 3877 | PHYS 131 | ZE | 1 | M | 230-520 | PHY 232 | | | | |
| 3878 | PHYS 131 | ZU | 1 | M | 700-950 PH | PHY 232 | | | | |
| 3879 | PHYS 132 | ZA | 1 | M | 1230-320 | PHY 409 | EXPTL PHYSICS | | | |
| 3880 | PHYS 132 | ZB | 1 | M | 1230-320 | PHY 409 | | | | |
| 3881 | PHYS 132 | ZC | 1 | T | 330-620 | PHY 409 | | | | |
| 3882 | PHYS 132 | ZU | 1 | M | 700-950 PH | PHY 409 | | | | |
| 3883 | PHYS 207 | A | 3 | M W F | 1030-1120 | PHY 314 | PHYS OF MUSIC | CHALOUPIKA | | |
| >>>> | PHYS 210 | A | 5 | > M W F | 930-1120 | PHY 301 | INTERMED PHYS ENTRY CARDS PHY 304A | MC DERMOTT, L. | | |
| >>>> | PHYS 210 | B | 5 | > M W F | 130-320 | PHY 301 | ENTRY CARDS PHY 304A EOP STUDENTS ONLY | MC DERMOTT, L. | | |
| 3886 | PHYS 214 | A | 3 | M W F | 130-220 | PHY 314 | LIGHT AND COLOR M/MAES 398 F | HALPERN, I. | | |
| 3887 | PHYS 224 | A | 3 | M W F | 930-1020 | PHY 314 | THERMAL PHYSICS | MC DERMOTT, M. | | |
| 3888 | PHYS 225 | A | 3 | M W F | 1230-120 | PHY 314 | MODERN PHYSICS | ADELBERGER | | |
| 3889 | PHYS 321 | A | 3 | M W F | 830-920 | PHY 314 | ELECTROMAGNETISM | PETERS | | |
| 3890 | PHYS 324 | A | 3 | M W F | 1030-1120 | GUG 409 | QUANTUM MECHANICS | INCALLS | | |
| >>>> | PHYS 401 | A | VAR | > ARR | - | * * | SPECIAL PROBLEMS ENTRY CARDS PHY 215 | | | |
| >>>> | PHYS 401 | B | VAR | > HO ARR | - | * * | | | | |
| >>>> | PHYS 407 | A | 5 | > M W F | 930-1120 | PHY 301 | PHYSICS FOR TEACHERS ENTRY CARDS PHY 304A | MC DERMOTT, L. | | |
| >>>> | PHYS 410 | A | 1-2 | > ARR | - | PHY 301 | SCI INSERVICE YCHRS ENTRY CARDS PHY 304A | MC DERMOTT, L. | | |
| >>>> | PHYS 411 | A | 1-4 | > ARR | - | PHY 301 | PHYS SC LEAD TEACH ENTRY CARDS PHY 304A | MC DERMOTT, L. | | |
| 3896 | PHYS 421 | A | 3 | M W F | 930-1020 | PHY 154 | ATOMIC & MOLEC PHYS | FORTSON | | |
| 3897 | PHYS 424 | A | 3 | M W F | 1130-1220 | PHY 314 | MATHEMATICAL PHYSICS | DURNETT | | |
| 3898 | PHYS 432 | A | 3 | T | 830-920 | PHY 150 | MODERN PHYSICS LAB | VILCHES | | |
| 3899 | PHYS 432 | AN LB | 3 | ARR | - | * * | | | | |
| >>>> | PHYS 405 | A | 1 | > HO ARR | - | * * | H-SR HONORS SEMINAR ENTRY CARDS PHY 215 | WILLIAMS | | |
| 3901 | PHYS 505 | A | 3 | M W F | 1030-1120 | PHY 321 | MATH METHODS | ROTHBERG | | |
| 3902 | PHYS 513 | A | 4 | MTW F | 830-920 | PHY 321 | ELECTRONAG & RELTIVTY | HILLER | | |
| 3903 | PHYS 517 | A | 4 | MTW F | 930-1020 | PHY 321 | QUANTUM MECHANICS | BAKER | | |
| 3904 | PHYS 520 | A | 4 | MTW F | 930-1020 | PHY 150 | ADV QUANTUM MECH | BRODOK | | |
| 3905 | PHYS 524 | A | 3 | M W F | 1130-1220 | PHY 321 | THERMO & STAT MECH | PUFF | | |
| 3906 | PHYS 527 | A | 1 | TH | 930-1120 | PHY 321 | CURRENT PROBS PHYS | STERN | | |

W - WRITING COURSE MEETING A & B REQUIREMENT H - HONORS * - PERMISSION SIGNATURE % - NEW COURSE (SEE FRONT OF TIME SCHEDULE)

>>> ENROLLMENT IN THIS SECTION IS LIMITED, AND STUDENTS MUST OBTAIN ENTRY CARDS. THE SCHEDULE LINE NUMBER IS PRINTED ON THE ENTRY CARD AND MUST BE MARKED ON THE O-SCAN REGISTRATION FORM. BOTH THE O-SCAN FORM AND CARD MUST BE TURNED IN TO REGISTER.

COLLEGE OF ARTS AND SCIENCES

| Sch. Line No. | DEPARTMENT | COURSE | TERM | SECTION | CREDITS | TIME | | LOCATION | TITLE AND REMARKS | INSTRUCTOR |
|--------------------------|------------|--------|------|---------|---------|-------|------------|----------|--|------------|
| | | | | | | Day | Hour | | | |
| >>>> | PHYS | 530 | A | VAR | > | M | 350-520 | PHY 334 | PHYSICS COLLOQUIUM CR/NC ONLY ENTRY CARDS PHY 215 | |
| >>>> | PHYS | 531 | A | VAR | > | TH | 400-600 | PHY 107 | SNMR HIGH ENRGY PHYS CR/NC ONLY ENTRY CARDS PHY 215 | |
| >>>> | PHYS | 535 | A | VAR | > | T | 230-400 | PHY 107 | SNMR NUCLEAR PHYS CR/NC ONLY ENTRY CARDS PHY 215 | |
| >>>> | PHYS | 536 | A | VAR | > | T | 330-500 | PHY 321 | LDN TEMP & S S PHYS CR/NC ONLY ENTRY CARDS PHY 215 | |
| >>>> | PHYS | 537 | A | VAR | > | M | 130-300 | PHY 321 | SNMR THEORETCL PHYS CR/NC ONLY ENTRY CARDS PHY 215 | |
| >>>> | PHYS | 538 | A | VAR | > | F | 330-520 | PHY 314 | SNMR COSMIC RAY PHY CR/NC ONLY ENTRY CARDS PHY 215 | |
| 3913 | PHYS | 542 | U | 4 | | T TH | 700-900 PM | PHY 321 | NUMERICAL METHODS | WILETS |
| 3914 | PHYS | 543 | U | 4 | | M W | 700-900 PM | PHY 321 | ELECTROMAG WAVES | MC LERRAN |
| 3915 | PHYS | 557 | A | 3 | | M W F | 1230-120 | PHY 321 | HIGH ENERGY PHYSICS | ZEE |
| 3916 | PHYS | 567 | A | 3 | | M W F | 1030-1120 | PHY 150 | THEORY OF SOLIDS | REHR |
| >>>> | PHYS | 600 | A | VAR | > | ARR | - | * * | INDEPENDNT STDY/RSCH CR/NC ONLY ENTRY CARDS PHY 215 | |
| >>>> | PHYS | 800 | A | VAR | > | ARR | - | * * | DOCTORAL DISSERTATN CR/NC ONLY ENTRY CARDS PHY 215 | |
| POLITICAL SCIENCE | | | | | | | | | | |
| 3919 | POL S | 101 | A | 5 | | M W F | 830-920 | ARC 207 | INTRO TO POLITICS OPTIONAL LINKED WRITING COURSE SEE ENGLISH 198 | |
| 3920 | POL S | 101 | AA | QZ | | T TH | 830-920 | SAV 125 | OPTIONAL LINKED WRITING COURSE SEE ENGL 198 | |
| 3921 | POL S | 101 | AD | QZ | | T TH | 830-920 | SAV 241 | OPTIONAL LINKED WRITING COURSE SEE ENGL 198 | |
| 3922 | POL S | 101 | AC | QZ | | T TH | 830-920 | THD 211 | OPTIONAL LINKED WRITING COURSE SEE ENGL 198 | |
| 3923 | POL S | 101 | AE | QZ | | T TH | 830-920 | HUT 211 | OPTIONAL LINKED WRITING COURSE SEE ENGL 198 | |
| 3924 | POL S | 101 | AE | QZ | | T TH | 830-920 | THD 135 | OPTIONAL LINKED WRITING COURSE SEE ENGL 198 | |
| 3925 | POL S | 101 | AF | QZ | | T TH | 830-920 | CHU 226 | OPTIONAL LINKED WRITING COURSE SEE ENGL 198 | |
| 3926 | POL S | 101 | AG | QZ | | T TH | 830-920 | THD 235 | OPTIONAL LINKED WRITING COURSE SEE ENGL 198 | |
| 3927 | POL S | 101 | AH | QZ | | T TH | 830-920 | THD 202 | OPTIONAL LINKED WRITING COURSE SEE ENGL 198 | |
| 3928 | POL S | 101 | AI | QZ | | T TH | 930-1020 | BAG 118 | OPTIONAL LINKED WRITING COURSE SEE ENGL 198 | |
| 3929 | POL S | 101 | AJ | QZ | | T TH | 930-1020 | SAC 131 | OPTIONAL LINKED WRITING COURSE SEE ENGL 198 | |
| 3930 | POL S | 101 | AK | QZ | | T TH | 1030-1120 | SHI 407 | OPTIONAL LINKED WRITING COURSE SEE ENGL 198 | |
| 3931 | POL S | 101 | AL | QZ | | T TH | 1030-1120 | MLR 302B | OPTIONAL LINKED WRITING COURSE SEE ENGL 198 | |
| 3932 | POL S | 101 | AM | QZ | | T TH | 1130-1220 | SHI 309 | OPTIONAL LINKED WRITING COURSE SEE ENGL 198 | |
| 3933 | POL S | 101 | BA | QZ | | T TH | 1130-1220 | HUT 211 | OPTIONAL LINKED WRITING COURSE SEE ENGL 198 | |
| 3934 | POL S | 201 | A | 5 | | M W F | 1230-120 | MLR 301 | INTRO POL THEORY | HORDWITZ |
| 3935 | POL S | 201 | AA | QZ | | T TH | 1230-120 | SHI 407 | | |
| 3936 | POL S | 201 | AB | QZ | | T TH | 1230-120 | MLR 302A | | |
| 3937 | POL S | 201 | AC | QZ | | T TH | 1230-120 | MLR 316 | | |
| 3938 | POL S | 201 | AD | QZ | | T TH | 130-220 | SHI 407 | | |
| 3939 | POL S | 201 | AE | 5 | | T TH | 130-220 | MLR 302B | | |
| 3940 | POL S | 201 | AF | 5 | | T TH | 230-320 | SHI 405 | | |

56

| Sch. Line No. | DEPARTMENT | COURSE | TERM | SECTION | CREDITS | TIME | | LOCATION | TITLE AND REMARKS | INSTRUCTOR |
|-------------------|------------|--------|------|---------|---------|---------|------------|----------|--|---|
| | | | | | | Day | Hour | | | |
| >>>> | POL S | 499 | A | 2-5 | > | ARR | - | * * | RESEARCH/READINGS ENTRY CARDS GWN 107 CR/NC ONLY | |
| >>>> | POL S | 499 | B | 2-5 | > | ARR | - | * * | RESEARCH/READINGS ENTRY CARDS GWN 107 CR/NC ONLY | |
| 3995 | POL S | 501 | A | 3 | | T | 330-520 | SHI 107 | SURVEY OF AMER GOVT GRADUATE STUDENTS ONLY NON MAJORS ONLY | CORE,N. |
| 3996 | POL S | 505 | A | 5 | | T TH | 130-320 | SAV 132 | COMP POL-CORE GRAD STUDENTS ONLY | KEELER,J.T.S |
| 3998 | POL S | 519 | A | 3 | | M | 330-520 | SAV M250 | DECISION-MAKING | POOL |
| 3996 | POL S | 521 | A | 5 | | M W | 130-320 | SAV 132 | INTL RELATIONS I | MODELSKI |
| >>>> | POL S | 534 | A | 3 | > | M | 130-320 | SHI 113 | AMER FOR POL FORM M/PP AF 534 A ENTRY CARDS SM 253 | DENNY,B. |
| 3998 | POL S | 538 | A | 3 | | M | 330-520 | SAV 153 | MIDEAST-N.AFRICA | SHEIKHOLESLA |
| 3999 | POL S | 550 | A | 5 | | T TH | 130-320 | SHI 313 | AM POLITICS I-CORE | MATTHEWS |
| >>>> | POL S | 570 | U | 3 | > | M | 530-700 PM | SHI 102 | PUB POL & ADMIN M/PP AF 501 U ENTRY CARDS SM M253 PLUS 1 HR * | ELMORE,R. KROLL,M. DENNY,B. LOCKE,H. LOCKE,H. |
| >>>> | POL S | 570 | UA | QZ | > | T | 130-320 | SHI 305 | M/PP AF 501 UA ENTRY CARDS SM M253 | DENNY,B. |
| >>>> | POL S | 570 | UB | QZ | > | M | 1030-1220 | SHI 109 | M/PP AF 501 UB ENTRY CARDS SM M253 | DENNY,B. |
| >>>> | POL S | 570 | UC | QZ | > | TH | 530-720 PM | SHI 115 | M/PP AF 501 UC ENTRY CARDS SM M253 | ELMORE,R. |
| 4004 | POL S | 591 | A | 3 | | M | 330-520 | THD 215 | PHIL - POL RESEARCH | HARTSOCK |
| >>>> | POL S | 600 | A | VAR | > | ARR | - | * * | RESEARCH/READINGS ENTRY CARDS GWN 111 CR/NC ONLY | |
| >>>> | POL S | 600 | B | VAR | > | ARR | - | * * | RESEARCH/READINGS ENTRY CARDS GWN 111 CR/NC ONLY | |
| >>>> | POL S | 700 | A | VAR | > | ARR | - | * * | MASTERS THESIS ENTRY CARDS GWN 111 CR/NC ONLY | |
| >>>> | POL S | 700 | B | VAR | > | ARR | - | * * | MASTERS THESIS ENTRY CARDS GWN 111 CR/NC ONLY | |
| >>>> | POL S | 800 | A | VAR | > | ARR | - | * * | DOCTORAL DISSERTATN ENTRY CARDS GWN 111 CR/NC ONLY | |
| >>>> | POL S | 800 | B | VAR | > | ARR | - | * * | DOCTORAL DISSERTATN ENTRY CARDS GWN 111 CR/NC ONLY | |
| PSYCHOLOGY | | | | | | | | | | |
| 4011 | PSYCH | 101 | A | 5 | | MTWTF | 1030-1120 | KNE 130 | PSYCH AS SDC SCI | KEATING,J.P. |
| 4012 | PSYCH | 101 | B | 5 | | MTWTF | 130-220 | KNE 130 | | |
| 4013 | PSYCH | 101 | U | 5 | | M W | 700-920 PM | PAR 108 | | |
| 4014 | PSYCH | 102 | A | 5 | | MTWTF | 830-920 | GUG 224 | PSYCH - NATURAL SCI | |
| 4015 | PSYCH | 102 | U | 5 | | T TH | 700-920 PM | PAR 103 | | |
| 4016 | PSYCH | 200 | A | 5 | | M W T F | 130-220 | ARC 207 | COMP ANIM BEHAV | BARASH,D.P. |
| 4017 | PSYCH | 200 | AA | QZ | | T | 930-1020 | ARC 103A | | |
| 4018 | PSYCH | 200 | AB | QZ | | T | 1030-1120 | PAR 221 | | |
| 4019 | PSYCH | 200 | AC | QZ | | T | 1030-1120 | THD 33A | | |
| 4020 | PSYCH | 200 | AD | QZ | | T | 1130-1220 | ARC 101 | | |
| 4021 | PSYCH | 200 | AE | QZ | | T | 1230-120 | ARC 103A | | |
| 4022 | PSYCH | 200 | AF | QZ | | T | 1230-120 | GLD 436 | | |
| 4023 | PSYCH | 200 | AG | QZ | | T | 130-220 | GLD 440 | | |
| 4024 | PSYCH | 200 | AH | QZ | | T | 230-320 | GLD 440 | | |
| 4025 | PSYCH | 205 | A | 4 | | M W F | 1130-1220 | ARC 207 | PERS & INDIV DIFFS | LINEHAN,H.M. |
| 4026 | PSYCH | 205 | AA | QZ | | T | 830-920 | GLD 440 | | |
| 4027 | PSYCH | 205 | AB | QZ | | T | 830-920 | GLD 436 | | |
| 4028 | PSYCH | 205 | AC | QZ | | T | 930-1020 | GLD 440 | | |
| 4029 | PSYCH | 205 | AD | QZ | | T | 930-1020 | RNS 203 | | |
| 4030 | PSYCH | 205 | AE | QZ | | T | 1030-1120 | THD 211 | | |
| 4031 | PSYCH | 205 | AF | QZ | | T | 1030-1120 | THD 235 | | |
| 4032 | PSYCH | 205 | AG | QZ | | T | 1130-1220 | ARC 103A | | |
| 4033 | PSYCH | 205 | AH | QZ | | T | 1130-1220 | GLD 440 | | |
| 4034 | PSYCH | 205 | AI | QZ | | T | 1130-1220 | GLD 436 | | |
| 4035 | PSYCH | 205 | AJ | QZ | | T | 1230-120 | JHA 111 | | |
| 4036 | PSYCH | 205 | AK | QZ | | T | 1230-120 | BNS 115 | | |
| 4037 | PSYCH | 205 | AL | QZ | | T | 130-220 | GLD 436 | | |
| 4038 | PSYCH | 205 | U | 4 | | T TH | 700-900 PM | SHI 211 | | |
| 4039 | PSYCH | 206 | A | 3 | | M W F | 1130-1230 | ENX 108 | PSYCH-NUCLEAR WAR | |

| | | | | | | | | |
|------|-----------|-------|---|-------|-----------|----------|--|---------------|
| 3944 | PDL S 202 | A | 5 | M W F | 1030-1120 | SHI 120 | INTRO TO AMER POL | |
| 3944 | PDL S 202 | AA QZ | | T TH | 1030-1120 | HUT 211 | | |
| 3944 | PDL S 202 | AB QZ | | T TH | 1030-1120 | JHM 123 | | |
| 3944 | PDL S 202 | AC QZ | | T TH | 1030-1120 | EEB 318 | | |
| 3944 | PDL S 202 | AD QZ | | T TH | 1030-1120 | LDH 109 | | |
| 3944 | PDL S 202 | AE QZ | | T TH | 1130-1220 | THD 134 | | |
| 3944 | PDL S 202 | AF QZ | | T TH | 1130-1220 | DEN 313 | | |
| 3944 | PDL S 202 | AG QZ | | T TH | 1230-120 | THD 211 | | |
| 3944 | PDL S 202 | AH QZ | | T TH | 1230-120 | CHU 226 | | |
| 3950 | PDL S 203 | A | 5 | M W F | 930-1020 | JHM 123 | INTRO INTERNATL REL | ROHN |
| 3950 | PDL S 203 | AA QZ | | T TH | 930-1020 | THD 331 | | |
| 3950 | PDL S 203 | AB QZ | | T TH | 930-1020 | CHU 228 | | |
| 3950 | PDL S 203 | AC QZ | | T TH | 930-1020 | PAR 110 | | |
| 3950 | PDL S 203 | AD QZ | | T TH | 930-1020 | DEN 209 | | |
| 3950 | PDL S 203 | AE QZ | | T TH | 1030-1120 | HLR 302A | | |
| 3950 | PDL S 203 | AF QZ | | T TH | 1130-1220 | PAR 106 | | |
| 3950 | PDL S 203 | AG QZ | | T TH | 1230-120 | THD 325 | | |
| 3950 | PDL S 203 | AH | | T TH | 1230-120 | JHM 123 | | |
| 3955 | PDL S 205 | A | 5 | M W F | 1030-1200 | SAV 149 | INTRO POL ANALYSIS PLUS 1 HR * | POOL, J. |
| >>>> | PDL S 302 | A | 5 | MTWTF | 930-1020 | SAV 314 | FIELD EXPERIENCE EMPHASIS: 1984 1 PRESIDENTIAL ELECTION ENTRY CARDS 107 GDMN | DLSON LEVI |
| 3961 | PDL S 311 | A | 5 | MTWTF | 830-920 | DEN 216 | MODERN GOVT THEORY | |
| 3962 | PDL S 313 | A | 5 | MTWTF | 1130-1220 | BAG 261 | WOMEN IN POLITICS W/WOMEN 313 A | LEVI |
| 3963 | PDL S 321 | A | 5 | M W F | 1130-1220 | KNE 210 | AMER FOREIGN POLICY | HELLMANN |
| 3964 | PDL S 321 | AA | | T TH | 1130-1220 | DEN 312 | | |
| 3965 | PDL S 321 | AB | | T TH | 1130-1220 | MLR 302A | | |
| 3966 | PDL S 321 | AC | | T TH | 1130-1220 | SHI 313 | | |
| 3967 | PDL S 321 | AD | | T TH | 1230-120 | THD 235 | | |
| 3968 | PDL S 321 | AE | | T TH | 1230-120 | MLR 302B | | |
| 3969 | PDL S 321 | AF | | T TH | 130-220 | THD 211 | | |
| 3970 | PDL S 331 | A | 5 | M W | 130-320 | SAV 216 | MIDEAST -W.AFRICA | SHEIKHOLESLA |
| 3971 | PDL S 342 | A | 5 | MTWTF | 930-1020 | CHU 332 | LATIN AMERICA PDL | CASSINELLI, C |
| 3972 | PDL S 346 | A | 5 | MTWTF | 1030-1120 | THD 346 | WESTERN EUROPE GOVT | KEELER |
| 3973 | PDL S 352 | A | 5 | MTWTF | 1230-120 | MEB 242 | AMER POL PARTIES | |
| 3974 | PDL S 354 | A | 5 | M W | 130-320 | SHI 304 | AN ELECTIONS & VOTE PDL S 202, RECOMMENDED | |
| 3975 | PDL S 382 | A | 5 | T TH | 130-320 | SAV 241 | STATE GOVERNMENT SR/JR PRIORITY | LUJAN, H. |
| >>>> | PDL S 398 | A | 5 | M W | 130-320 | SAV M250 | H-HONORS SEMINAR PLUS 1 HR ARR ENTRY CARDS GWN 107 | |
| 3977 | PDL S 406 | A | 5 | MTWTF | 930-1020 | SAV 211 | MARXIAN POL ECONOMY | LEVI |
| 3978 | PDL S 411 | A | 5 | MTWTF | 1030-1120 | SAV 249 | ANCIENT POL THOUGHT SR/JR PRIORITY | HORDWITZ, R. |
| 3979 | PDL S 421 | A | 5 | MTWTF | 1130-1220 | HLR 302B | RELS COMUNST STATES | RESHETAR |
| 3980 | PDL S 423 | A | 5 | MTWTF | 1130-1220 | HLR 301 | INTERNATIONAL LAW JR/SR PRIORITY PDL S 203 RECOMMENDED | ROHN, P. |
| 3981 | PDL S 426 | A | 5 | MTWTF | 930-1020 | THD 125 | WORLD POLITICS W/SIS 426 A | MODELSKI, G. |
| 3982 | PDL S 441 | A | 5 | MTWTF | 1030-1120 | DEN 211 | SOVIET UNION-PDL | RESHETAR, J. |
| 3983 | PDL S 447 | A | 5 | M W | 130-320 | HLR 302A | COMP POLITICS SEM PLUS 1 HR * EMPHASIS: SCAND PLTICS | MATTHEWS |
| 3984 | PDL S 453 | A | 5 | MTWTF | 830-920 | CHU 332 | STATE LEGISLATURE | HONCRIEF |
| 3985 | PDL S 463 | A | 5 | T TH | 130-320 | SAV 243 | AM SOCIAL PROGRAMS PLUS 1 HR * | PERETZ |
| 3986 | PDL S 465 | A | 5 | MTWTF | 1130-1220 | SAV 311 | LAW & PUBLIC POLICY | SCHEINGOLD |
| 3987 | PDL S 470 | A | 5 | MTWTF | 1230-120 | SAV 241 | PUBLIC BUREAUCRACY | GDRE, M. |
| >>>> | PDL S 486 | A | 5 | M | 330-520 | SAV 151 | HONORS SR THESIS ENTRY CARDS GWN 107 | |
| >>>> | PDL S 496 | A | 5 | ARR | - | * * | INTERNSHIP ENTRY CARDS GWN 107 | |
| >>>> | PDL S 496 | B | 5 | ARR | - | * * | CR/NC ONLY ENTRY CARDS GWN 107 | |

W - WRITING COURSE MEETING A & B REQUIREMENT H - HONORS * - PERMISSION SIGNATURE % - NEW COURSE (SEE FRONT OF TIME SCHEDULE)
 >>> ENROLLMENT IN THIS SECTION IS LIMITED, AND STUDENTS MUST OBTAIN ENTRY CARDS. THE SCHEDULE LINE NUMBER IS PRINTED ON THE ENTRY CARD AND MUST BE MARKED ON THE OP-SCAN REGISTRATION FORM. BOTH THE OP-SCAN FORM AND CARD MUST BE TURNED IN TO REGISTER.

| | | | | | | | | |
|------|-----------|-------|---|-------|------------|----------|---|----------------------------|
| 4040 | PSYCH 209 | A | 4 | M W F | 1030-1120 | KNE 110 | FDWTL5 PSYCH RSCH | NELSON, T. D. |
| 4041 | PSYCH 209 | AA QZ | | TH | 830-920 | ARC 101 | | |
| 4042 | PSYCH 209 | AB QZ | | TH | 930-1020 | ARC 101 | | |
| 4043 | PSYCH 209 | AC QZ | | TH | 930-1020 | GLD 440 | | |
| 4044 | PSYCH 209 | AD JZ | | TH | 1030-1120 | ARC 101 | | |
| 4045 | PSYCH 209 | AE JZ | | TH | 1130-1220 | ARC 101 | | |
| 4046 | PSYCH 209 | AF QZ | | TH | 1130-1220 | ARC 103A | | |
| 4047 | PSYCH 209 | AG QZ | | TH | 1230-120 | BNS 119 | | |
| 4048 | PSYCH 209 | AH QZ | | TH | 130-220 | GLD 440 | | |
| 4049 | PSYCH 209 | U | 4 | T TH | 700-900 PM | SHI 205 | | |
| 4050 | PSYCH 210 | A | 3 | M W F | 1230-120 | KNE 130 | PSYCH HUMAN SELTY 101 OR 102 RECOMMENDED | HIRSCH, S. M. |
| 4051 | PSYCH 213 | A | 6 | M W F | 130-320 | SHI 102 | ELEM PSYCH STAT PRIORITY PSYCH MAJORS | PAGAND, R. R. |
| 4052 | PSYCH 217 | A | 4 | M W F | 1030-1120 | SIG 126 | PSYCH PROB & STAT PRIORITY PSYCH MAJORS | ROSE, R. H. |
| 4053 | PSYCH 217 | AA QZ | | TH | 930-1020 | MOR 226 | | |
| 4054 | PSYCH 217 | AB QZ | | TH | 1030-1120 | MOR 219 | | |
| 4055 | PSYCH 217 | AC QZ | | TH | 1230-120 | GLD 436 | | |
| 4056 | PSYCH 217 | AD QZ | | TH | 130-220 | ARC 101 | | |
| 4057 | PSYCH 218 | A | 4 | MTWTF | 930-1020 | ARC 102 | STAT INFERENCE PRIORITY PSYCH MAJORS | SMITH, M. H. |
| 4058 | PSYCH 222 | A | 3 | M W F | 1130-1220 | SHI 211 | SURV-PHYSIOL PSYCH | DOUGLAS, R. J. |
| >>>> | PSYCH 231 | 2N | 3 | M W | 1030-1220 | GTH 057 | LAB HUMAN PERFORM PLUS ADDTL TIME * ENTRY CARDS GTH 114 PRIORITY PSYCH MAJORS | LOFTUS, G. P. |
| >>>> | PSYCH 231 | 2D | 3 | T TH | 1030-1220 | GTH 057 | LAB HUMAN PERFORM PLUS ADDTL TIME * ENTRY CARDS GTH 114 PRIORITY PSYCH MAJORS | LOFTUS, G. P. |
| >>>> | PSYCH 232 | 2N | 3 | MTWTF | 1030-1120 | GTH 051 | LAB ANIMAL LEARNING ENTRY CARDS GTH 114 PRIORITY PSYCH MAJORS | |
| >>>> | PSYCH 232 | 2D | 3 | MTWTF | 130-220 | GTH 051 | LAB ANIMAL LEARNING ENTRY CARDS GTH 114 PRIORITY PSYCH MAJORS | |
| 4063 | PSYCH 233 | 2N | 5 | M W F | 930-1120 | GTH 052 | LAB ANIM BEHAV PSYCH MAJORS PRIORITY PLUS ADDTL TIME * | BARASH, D. P. |
| 4064 | PSYCH 257 | A | 5 | T TH | 930-1120 | JHM 101 | PSYCH SEX DIFF W/WOMEN 257 A | KENNEY, N. J. |
| 4065 | PSYCH 257 | AA QZ | | F | 830-920 | MEB 243 | | |
| 4066 | PSYCH 257 | AB QZ | | F | 930-1020 | MEB 243 | | |
| 4067 | PSYCH 257 | AC QZ | | F | 1030-1120 | MEB 243 | | |
| 4068 | PSYCH 257 | AD QZ | | F | 1030-1120 | MEB 245 | | |
| 4069 | PSYCH 257 | AE QZ | | F | 1130-1220 | MEB 243 | | |
| 4070 | PSYCH 257 | AF QZ | | TH | 1230-120 | MEB 243 | | |
| 4071 | PSYCH 257 | AG QZ | | F | 1230-120 | MEB 243 | | |
| 4072 | PSYCH 257 | AH QZ | | TH | 130-220 | MEB 243 | | |
| 4073 | PSYCH 305 | A | 5 | MTWTF | 130-220 | KNE 110 | DEVIANT PERSONALITY PRIORITY JRS & SRS | KOHLBERG, R SARASON, I. G. |
| 4074 | PSYCH 305 | AA QZ | | F | 830-920 | ARC 103A | | |
| 4075 | PSYCH 305 | AB QZ | | F | 930-1020 | ARC 101 | | |
| 4076 | PSYCH 305 | AC QZ | | F | 930-1020 | GLD 440 | | |
| 4077 | PSYCH 305 | AD QZ | | F | 1030-1120 | ARC 101 | | |
| 4078 | PSYCH 305 | AE QZ | | F | 1130-1220 | GLD 440 | | |
| 4079 | PSYCH 305 | AF QZ | | F | 1130-1220 | GLD 436 | | |
| 4080 | PSYCH 305 | AG QZ | | F | 1230-120 | ARC 101 | | |
| 4081 | PSYCH 305 | AH QZ | | F | 130-220 | ARC 101 | | |
| 4082 | PSYCH 306 | A | 5 | M WTF | 1230-120 | GWN 301 | DEVELOP PSYCHOLOGY PRIORITY JRS & SRS | GREENBERG, M. |
| 4083 | PSYCH 306 | AA QZ | | T | 830-920 | BNS 115 | | |
| 4084 | PSYCH 306 | AB QZ | | T | 930-1020 | ARC 101 | | |
| 4085 | PSYCH 306 | AC QZ | | T | 1030-1120 | SIG 223 | | |
| 4086 | PSYCH 306 | AD QZ | | T | 1030-1120 | CHU 230 | | |
| 4087 | PSYCH 306 | AE QZ | | T | 1130-1220 | BNS 119 | | |
| 4088 | PSYCH 306 | AF QZ | | T | 1230-120 | BNS 203 | | |
| 4089 | PSYCH 306 | AG QZ | | T | 1230-120 | GLD 440 | | |
| 4090 | PSYCH 306 | AH QZ | | T | 130-220 | BNS 115 | | |
| 4091 | PSYCH 306 | U | 5 | M W | 700-920 PM | JHM 064 | | |
| 4092 | PSYCH 322 | A | 3 | M W F | 830-930 | HLR 301 | INTRO DRUGS & BEHAV PRY 222 OR EQUIV | DIAZ, J. |
| 4093 | PSYCH 345 | A | 5 | MTWTF | 1130-1220 | BIO 132 | SOCIAL PSYCHOLOGY PRIORITY JRS & SRS | STEELE, C. H. |
| 4094 | PSYCH 345 | AA QZ | | F | 830-920 | JHA 111 | | |
| 4095 | PSYCH 345 | AB QZ | | F | 930-1020 | GLD 436 | | |
| 4096 | PSYCH 345 | AC QZ | | F | 930-1020 | JHA 111 | | |
| 4097 | PSYCH 345 | AD QZ | | F | 1030-1120 | GLD 440 | | |
| 4098 | PSYCH 345 | AE QZ | | F | 1130-1220 | JHA 111 | | |
| 4099 | PSYCH 345 | AF QZ | | F | 1130-1220 | MOR 331 | | |

W - WRITING COURSE MEETING A & B REQUIREMENT H - HONORS * - PERMISSION SIGNATURE % - NEW COURSE (SEE FRONT OF TIME SCHEDULE)
 >>> ENROLLMENT IN THIS SECTION IS LIMITED, AND STUDENTS MUST OBTAIN ENTRY CARDS. THE SCHEDULE LINE NUMBER IS PRINTED ON THE ENTRY CARD AND MUST BE MARKED ON THE OP-SCAN REGISTRATION FORM. BOTH THE OP-SCAN FORM AND CARD MUST BE TURNED IN TO REGISTER.

57

COLLEGE OF ARTS AND SCIENCES

| Sched. Line No. | DEPARTMENT | COURSE | TERM | SECTION | CREDITS | TIME | | LOCATION | TITLE AND REMARKS | INSTRUCTOR |
|-----------------|------------|--------|------|---------|---------|--------|-----------|-----------|---|---------------------------|
| | | | | | | Day | Hour | | | |
| >>>> | PSYCH | 390 | A | 2 | 2 | | M 330-520 | GLD 440 | H-RECH SEM IN PSYCH W/PSYCH 490 A ENTRY CARDS GTH 233 PSYCH MAJORS ONLY | TELLER,D.V. |
| 4101 | PSYCH | 355 | A | 5 | | MTWTH | 930-1020 | BID 132 | COGNITIVE PSYCH | LDFTUS,E.F. |
| 4102 | PSYCH | 355 | AA | 02 | | F | 830-920 | GLD 440 | | |
| 4103 | PSYCH | 355 | AD | 02 | | F | 930-1020 | ARC 102 | | |
| 4104 | PSYCH | 355 | AC | 02 | | F | 1130-1220 | MEB 246 | | |
| 4109 | PSYCH | 355 | AD | 02 | | F | 1230-120 | MEB 247 | | |
| 4106 | PSYCH | 403 | A | 5 | | MTWTH | 1130-1220 | JRN 064 | MOTIVATION | BOLLES,R.C. |
| 4107 | PSYCH | 403 | AA | 02 | | F | 830-920 | ARC 101 | | |
| 4108 | PSYCH | 403 | AD | 02 | | F | 930-1020 | GLD 435 | | |
| 4109 | PSYCH | 403 | AC | 02 | | F | 1130-1220 | ARC 101 | | |
| 4110 | PSYCH | 403 | AD | 02 | | F | 1230-120 | GLD 440 | | |
| 4111 | PSYCH | 416 | A | 5 | | MTWTHF | 930-1020 | LDW 102 | PRIMATE SOC BEHAV | LOCKARD,J.S. |
| >>>> | PSYCH | 419 | A | 4 | | T TH | 400-600 | NOC * | ZOO ANIMAL BEHAVIOR MEETS AT WOODLAND PARK ZOO EDUCATIONAL CENTER PLUS ADDTL TIME * ENTRY CARDS GTH 323 | |
| 4113 | PSYCH | 421 | A | 5 | | H W F | 800-920 | SAV 216 | NEURAL BASIS BEHAVR PRIORITY SR5 & GRADS ADDTL 3 CREDIT MAY BE EARNED BY CONCURRENT REGIS IN PSYCH 429 ZN | SIMPSON,J.B. |
| 4114 | PSYCH | 424 | A | 5 | | H W F | 100-220 | UWH B1404 | VISION M/P BID. 424 A | TELLER,D.V. |
| 4115 | PSYCH | 429 | ZN | 1 | | TH | 130-320 | GTH 052 | BRAIN ANAT/BEHV SCI PREREQ 421 DR CONCUR REGISTRATION IN 421 A PLUS ADDTL TIME * | DIAZ,J. |
| 4116 | PSYCH | 430 | A | 5 | | T TH | 230-420 | GLD 436 | PROBS PSYCH MEAS PLUS ADDTL TIME ARR | LUNNEBORG,C. |
| 4117 | PSYCH | 442 | A | 5 | | T TH | 900-1120 | STG 424 | ATTITD MEASURMNT | DAVIDSON,A.R. |
| 4118 | PSYCH | 448 | A | 3 | | H W | 330-500 | GA2 104 | SHNR IN PSYCHOLOGY CR/NC ONLY PSYCHOLOGY OF GIFTED INDIVIDUALS PR. 306, DR EQUIV ANIMAL COMMUNICATION W/WOMEN 490 A CR/NC ONLY WOMEN & WORK ENTRY CARDS GTH 114 | ROBINSON,N.M. |
| >>>> | PSYCH | 448 | B | 4 | | MTWTH | 1030-1120 | LDW 102 | CR/NC ONLY PSYCHOLOGY OF GIFTED INDIVIDUALS PR. 306, DR EQUIV ANIMAL COMMUNICATION W/WOMEN 490 A CR/NC ONLY WOMEN & WORK ENTRY CARDS GTH 114 | BEECHER,N.D. LUNNEBORG,P. |
| >>>> | PSYCH | 448 | C | 3 | | TH | 230-500 | LDW 101 | | |
| >>>> | PSYCH | 448 | D | 3 | | H W F | 230-320 | ARC 103C | CR/NC ONLY HEALTH PSYCHOLOGY/ BEHAVIORAL MEDICINE ENTRY CARDS GA1 107 | WILSON,L. SMITH,R.E. |
| >>>> | PSYCH | 450 | A | 2 | | H | 330-520 | GLD 440 | H-RECH SHNR-PSYCH W/PSYCH 390 A ENTRY CARDS GTH 233 PSYCH MAJORS ONLY | TELLER,D.V. |
| 4123 | PSYCH | 457 | A | 4 | | H W | 130-320 | LDW 102 | LANGUAGE DEVELOPMNT W/LING 447 A | DALE,P.S. |
| 4124 | PSYCH | 462 | A | 5 | | MTWTHF | 1230-120 | LDW 102 | HUMAN MEMORY | NELSON,T.O. |
| >>>> | PSYCH | 497 | A | 1-3 | | ARR | - | * * | UNDERGRD FIELD WORK ENTRY CARDS GTH 114 PSYCH JRS & SPS ONLY | LUNNEBORG,P. |
| >>>> | PSYCH | 498 | A | 1-3 | | ARR | - | * * | READINGS IN PSYCH ENTRY CARDS GTH 119A CR/NC ONLY ENTRY CARDS GTH 119A | |
| >>>> | PSYCH | 498 | B | 1-3 | | ARR | - | * * | | |
| >>>> | PSYCH | 499 | A | 1-3 | | ARR | - | * * | UNDERGRAD RESEARCH ENTRY CARDS GTH 119A CR/NC ONLY ENTRY CARDS GTH 119A | |
| >>>> | PSYCH | 499 | B | 1-3 | | ARR | - | * * | | |
| 4130 | PSYCH | 503 | A | 4 | | H W | 1030-1220 | ARC 103C | ADV SOCIAL PSYCH JRS & SR5 BY PERM JHA 201E | FIELDER,F.E. |

58

| Sched. Line No. | DEPARTMENT | COURSE | TERM | SECTION | CREDITS | TIME | | LOCATION | TITLE AND REMARKS | INSTRUCTOR |
|-----------------|------------|--------|------|---------|---------|------|-----------|----------|--|---------------|
| | | | | | | Day | Hour | | | |
| 4134 | PSYCH | 560 | G | 1 | | M | 1230-120 | ARC 103B | CR/NC ONLY CURRENT DEVELOPMENTS IN COGNITION | HUNT,E.B. |
| 4135 | PSYCH | 560 | H | 2 | | ARR | - | * * | CR/NC ONLY SIMULATION & COGNITIVE SCIENCE | HUNT,E.B. |
| >>>> | PSYCH | 567 | A | 3 | | T TH | 1000-1120 | ARC 103B | SYM ESEMANTIC DEVEL W/LING 567 A ENTRY CARDS GTH 225 | DALE,P.S. |
| >>>> | PSYCH | 570 | A | 4 | | T TH | 930-1120 | GLD 317 | CHILD CLIN PSYCH ENTRY CARDS GA1 107 | PERRY,M.A. |
| >>>> | PSYCH | 572 | A | 4 | | T TH | 930-1120 | GA1 120 | CHILD TREATMENT ENTRY CARDS GA1 107 CLIN PSYCH GRAD ONLY | ROBINSON,E.A. |
| >>>> | PSYCH | 590 | A | 2 | | ARR | - | * * | PRACT PSYCH ASSMT ENTRY CARDS GA1-107 CLIN PSYCH GRADS ONLY CDNC REGISTR IN 535 A REQUIRED | FRIEDRICH,W. |
| >>>> | PSYCH | 591 | A | 1 | | T | 1130-1220 | GA1 120 | ISSUES-CLIN PSYCH CR/NC ONLY ENTRY CARDS GA1 107 CLIN PSYCH GRADS ONLY PLUS ADDTL TIME ARR | ROBINSON,E.A. |
| >>>> | PSYCH | 592 | A | 3 | | ARR | - | * * | CLINICAL METHODS CR/NC ONLY ENTRY CARDS GA1 107 CLIN PSYCH GRADS ONLY PLUS ADDTL TIME ARR | FRIEDRICH,W. |
| >>>> | PSYCH | 592 | B | 3 | | H W | 900-1020 | GA1 120 | ENTRY CARDS GA1 107 PLUS ADDTL TIME ARR | VANCE,E.B. |
| >>>> | PSYCH | 593 | A | 1-6 | | M | 1230-120 | GA1 120 | CLINICAL METHODS CR/NC ONLY ENTRY CARDS GA1 107 CLIN PSYCH GRADS ONLY PLUS ADDTL TIME ARR | VANCE,E.B. |
| >>>> | PSYCH | 597 | A | 1-5 | | ARR | - | * * | FIELD WORK-CLINICAL ENTRY CARDS GTH 119A CLIN PSYCH GRADS ONLY | |
| >>>> | PSYCH | 597 | B | 1-5 | | ARR | - | * * | CR/NC ONLY ENTRY CARDS GTH 119A CLIN PSYCH GRADS ONLY | |
| >>>> | PSYCH | 598 | A | 4 | | ARR | - | * * | ADV CLIN PRACTICUM CR/NC ONLY ENTRY CARDS GA1 107 CLIN PSYCH GRADS ONLY | SMITH,R.E. |
| >>>> | PSYCH | 598 | B | 4 | | ARR | - | * * | CR/NC ONLY ENTRY CARDS GA1 107 CLIN PSYCH GRADS ONLY | JACOBSON,N.S. |
| >>>> | PSYCH | 599 | A | VAR | | ARR | - | * * | READINGS IN PSYCH ENTRY CARDS GTH 119A | |
| >>>> | PSYCH | 599 | B | VAR | | ARR | - | * * | CR/NC ONLY ENTRY CARDS GTH 119A | |
| >>>> | PSYCH | 600 | A | VAR | | ARR | - | * * | INDEPENDNT STDY/RSCH ENTRY CARDS GTH 119A CR/NC ONLY ENTRY CARDS GTH 119A | |
| >>>> | PSYCH | 600 | B | VAR | | ARR | - | * * | | |
| >>>> | PSYCH | 700 | A | VAR | | ARR | - | * * | MASTERS THESIS PSYCH GRADS ONLY ENTRY CARDS GTH 119A | |
| >>>> | PSYCH | 700 | B | VAR | | ARR | - | * * | CR/NC ONLY PSYCH GRADS ONLY ENTRY CARDS GTH 119A | |
| >>>> | PSYCH | 800 | A | VAR | | ARR | - | * * | DOCTORAL DISSERTATN ENTRY CARDS GTH 119A PSYCH GRADS ONLY | |
| >>>> | PSYCH | 800 | B | VAR | | ARR | - | * * | CR/NC ONLY ENTRY CARDS GTH 119A PSYCH GRADS ONLY | |

| | | | | | | | | |
|------|-----------|---|---|-------|-----------|----------|---|--------------------------------|
| 4131 | PSYCH 504 | A | 4 | M W | 230-420 | GLD 117 | 8IDL DEVEL GRADS DR PERM-GTH 295 | BERNSTEIN, I. |
| 4132 | PSYCH 511 | A | 3 | M W | 230-400 | ARC 103B | PERSONALITY RSCH | SARASON, I. G. |
| 4133 | PSYCH 513 | A | 4 | T TH | 130-320 | GTH 057 | PRDB/NONPARAM STAT PR., PSYCH STAT PLACEMENT EXAM-GTH 122 | MELSON, T. O. ROSE, R. N. |
| 4134 | PSYCH 516 | A | 3 | M W | 1030-1200 | HLR 320 | PSYCH TEST THRY. M/EDPSY 592 A PREREQ PSYCH 213 OR 217 | SAX, G. |
| 4135 | PSYCH 519 | A | 3 | T TH | 330-500 | JHA 110 | STAT METHS-DEVEL | SACKETT, G. P. |
| 4136 | PSYCH 526 | A | 3 | M M F | 930-1020 | BAG 106 | DECISION PROCESSES | BEACH, L. R. |
| 4137 | PSYCH 535 | A | 4 | M W | 800-1020 | ARC 101 | APPRS PSYCH ASSHMT CONCUR REGISTR IN 990 A REQUIRED CLIN & CHLD-CLIN PSYCH GRADS ONLY | FRIEDRICH, W. |
| >>>> | PSYCH 538 | A | 3 | T TH | 330-500 | ARC 103B | SYSTS PSYCHOTHERAPY PSYCH GRADS ONLY ENTRY CARDS GA1 107 | KOHLBERG, R. |
| >>>> | PSYCH 540 | A | 2 | M | 330-520 | GLD 317 | SNHR CLINICAL PSYCH CR/NC ONLY ENTRY CARDS SMZ 401 OBJECT RELATIONSHIPS THEORY & TREAT IMPLI CR/NC ONLY | BROEDEL, J. W. |
| >>>> | PSYCH 540 | B | 2 | ARR | - | NDC * | ENTRY CARDS GTH 223 MEETS AT HARBORVIEW MENTAL HEALTH CENTER PR. - PSYCH 576 PLUS ADDTL TIME ARR SUPERVISION OF FAMILY THERAPY CR/NC ONLY MARITAL THERAPY PRACTICUM ENTRY CARDS GTH 336 CR/NC ONLY CLINICAL SPORT PSYCHOLOGY ENTRY CARDS GA1 107 | ATTNEAVE, C. L. |
| >>>> | PSYCH 540 | C | 2 | ARR | - | * * | | |
| >>>> | PSYCH 540 | D | 2 | ARR | - | * * | | |
| 4143 | PSYCH 541 | A | 2 | T | 330-520 | GTH 211 | SNHR COGNITIVE PROC CR/NC ONLY CURRENT RESEARCH LIT IN COGNITION CR/NC ONLY SPECIAL RESEAPCH RDCS IN COGNITION | LOFTUS, G. R. LOFTUS, E. F. |
| 4144 | PSYCH 541 | B | 2 | ARR | - | * * | | HUNT, E. R. |
| 4145 | PSYCH 549 | A | 2 | M | 130-320 | ARC 103B | SNHR PHYSIOLOGICAL CR/NC ONLY REGULATORY BEHAVIOR CR/NC ONLY BRAIN STEM & REGULATORY BEHAVIOR | WOODS, S. C. SIMPSON, J. |
| 4146 | PSYCH 549 | B | 2 | ARR | - | * * | | KENNEY, N. J. |
| 4147 | PSYCH 559 | A | 1 | T | 1130-100 | ARC 103B | SNHR-VISION RSCH CR/NC ONLY | TELLER, D. Y. |
| 4148 | PSYCH 560 | A | 1 | ARR | - | * * | SEMINAR CR/NC ONLY CURRENT RSRCH LIT IN REGULATORY BEHAVIOR W/200L 509 A CR/NC ONLY ANIMAL BEHAVIOR RESEARCH REVIEW CR/NC ONLY ETHNICITY & FAMILY DEVELOPMENT ENTRY CARDS GTH 223 CR/NC ONLY CHLD CLINIC RSCH SNHR PSYCH GRADS ONLY ENTRY CARDS GA1-107 CR/NC ONLY ENTRY CARDS GA1-107 PSYCH GRADS ONLY RESEARCH SNHR IN COMM & MINORITY ISSUES CR/NC ONLY ORIENTATN SNHR FOR ENTRNG GRAD STUDENTS PSYCH GRADS ONLY | BERNSTEIN, I. |
| 4149 | PSYCH 560 | B | 1 | TH | 400-520 | ARC 103A | | FISCHER, E. A. |
| >>>> | PSYCH 560 | C | 3 | T | 600-900 | GA1 120 | | ATTNEAVE, C. L. |
| >>>> | PSYCH 560 | D | 1 | ARR | - | * * | | PERRY, N. A. |
| >>>> | PSYCH 560 | E | 1 | ARR | - | * * | | |
| 4152 | PSYCH 560 | F | 2 | ARR | - | * * | | ROSE, R. N. |

COMPARATIVE RELIGION

| | | | | | | | | |
|------|-----------|----|-----|-------|-----------|---------|---|--------------|
| 2482 | RELIG 201 | A | 5 | MTWTF | 930-1020 | SMI 211 | RELIGIONS, WESTERN | WEBB, E. |
| 2483 | RELIG 201 | AA | QZ | F | 830-920 | THD 231 | | |
| 2484 | RELIG 201 | AB | QZ | F | 930-1020 | THD 331 | | |
| 2485 | RELIG 201 | AC | QZ | TH | 130-220 | THD 334 | | |
| 2486 | RELIG 201 | AD | QZ | TH | 230-320 | THD 334 | | |
| 2487 | RELIG 202 | A | 5 | MTWTF | 230-320 | SMI 120 | RELIGIONS, EASTERN | CONLON, F. |
| 2488 | RELIG 210 | A | 5 | MTWTF | 1030-1120 | DEN 304 | INTRO JUDAISM | BENIN, S. D. |
| 2489 | RELIG 220 | A | 5 | MTWTF | 830-920 | THD 101 | INTRO NEW TESTAMENT | WILLIAMS, H. |
| 2490 | RELIG 445 | A | 3 | M M F | 130-220 | DEN 212 | GRK & ROM RELIGION W/GLAS 445 A | |
| >>>> | RELIG 499 | A | 1-5 | ARR | - | * * | UNDERGRAD RESEARCH ENTRY CARDS THD 419 | |

ROMANCE LANGUAGES AND LITERATURE

| | | | | | | | | | |
|------|-----------|---|-----|---|-------|-----------|---------|--|-------------|
| 4176 | ROMAN 200 | A | 5 | M | MTWTF | 1130-1220 | LOW 113 | CLASSICS ROM LIT | ELLRICH, R. |
| >>>> | ROMAN 200 | B | 5 | W | MTWTF | 1130-1220 | SAV 132 | ENTRY CARDS PDL C109 | ELLRICH, R. |
| >>>> | ROMAN 600 | A | 5 | > | ARR | - | * * | INDEPENDT STDY/RSCH CR/NC ONLY ENTRY CARDS PDL C109 MASTERS ESSAY | |
| >>>> | ROMAN 700 | A | VAR | > | ARR | - | * * | MASTERS THESIS CR/NC ONLY ENTRY CARDS PDL C109 | |
| >>>> | ROMAN 800 | A | VAR | > | ARR | - | * * | DOCTORAL DISSERTATN CR/NC ONLY ENTRY CARDS PDL C109 | |

FRENCH

| | | | | | | | | |
|------|----------|---|---|-------|-----------|---------|--------------------|--------------|
| 4188 | FREN 101 | A | 5 | MTWTF | 830-920 | LOW 113 | ELEMENTARY | |
| 4187 | FREN 101 | B | 5 | MTWTF | 830-920 | LOW 115 | | |
| 4188 | FREN 101 | C | 5 | MTWTF | 830-920 | LOW 117 | | |
| 4189 | FREN 101 | D | 5 | MTWTF | 930-1020 | LOW 117 | | |
| 4190 | FREN 101 | E | 5 | MTWTF | 930-1020 | LOW 117 | | |
| 4191 | FREN 101 | F | 5 | MTWTF | 830-920 | PAR 306 | | |
| 4192 | FREN 101 | G | 5 | MTWTF | 1030-1120 | LOW 116 | | |
| 4193 | FREN 101 | H | 5 | MTWTF | 1030-1120 | LOW 117 | | |
| 4194 | FREN 101 | I | 5 | MTWTF | 1030-1120 | LOW 118 | | |
| 4195 | FREN 101 | J | 5 | MTWTF | 1130-1220 | LOW 118 | | |
| 4196 | FREN 101 | K | 5 | MTWTF | 1230-120 | LOW 111 | | |
| 4197 | FREN 101 | L | 5 | MTWTF | 1230-120 | LOW 114 | | |
| 4198 | FREN 101 | M | 5 | MTWTF | 130-220 | LOW 215 | | |
| 4199 | FREN 101 | N | 5 | MTWTF | 130-220 | LOW 219 | | |
| 4200 | FREN 101 | O | 5 | MTWTF | 230-320 | LOW 213 | | |
| 4201 | FREN 102 | A | 5 | MTWTF | 830-920 | LOW 118 | ELEMENTARY | |
| 4202 | FREN 102 | B | 5 | MTWTF | 930-1020 | LOW 219 | | |
| 4203 | FREN 102 | C | 5 | MTWTF | 1030-1120 | LOW 217 | | |
| 4204 | FREN 102 | D | 5 | MTWTF | 1030-1120 | LOW 218 | | |
| 4205 | FREN 102 | E | 5 | MTWTF | 130-220 | LOW 220 | | |
| 4206 | FREN 103 | A | 5 | MTWTF | 830-920 | LOW 215 | ELEMENTARY | |
| 4207 | FREN 103 | B | 5 | MTWTF | 830-920 | LOW 217 | | |
| 4208 | FREN 103 | C | 5 | MTWTF | 930-1020 | LOW 222 | | |
| 4209 | FREN 103 | D | 5 | MTWTF | 1030-1120 | LOW 219 | | |
| 4210 | FREN 103 | E | 5 | MTWTF | 1030-1120 | LOW 222 | | |
| 4211 | FREN 103 | F | 5 | MTWTF | 1230-120 | LOW 115 | | |
| 4212 | FREN 107 | A | 5 | MTWTF | 1230-120 | GUG 404 | FIRST-YEAR READING | FRIEDMAN, L. |
| 4213 | FREN 201 | A | 5 | MTWTF | 930-1020 | THD 202 | INTERMEDIATE | |
| 4214 | FREN 201 | B | 5 | MTWTF | 1030-1120 | PAR 222 | | |
| 4215 | FREN 201 | C | 5 | MTWTF | 1130-1220 | LOW 218 | | |
| 4216 | FREN 201 | D | 5 | MTWTF | 1230-120 | LOW 117 | | |
| 4217 | FREN 203 | A | 5 | MTWTF | 1030-1120 | PAR 106 | INTERMEDIATE | |
| 4218 | FREN 203 | B | 5 | MTWTF | 1230-120 | LOW 118 | | |
| 4219 | FREN 301 | A | 5 | MTWTF | 1030-1120 | SAV 151 | ADVANCED FRENCH | |
| 4220 | FREN 301 | B | 5 | MTWTF | 1130-1220 | SAV 151 | | |
| 4221 | FREN 301 | C | 5 | MTWTF | 1230-120 | SAV 151 | | |
| 4222 | FREN 303 | A | 5 | MTWTF | 1130-1220 | SAV 335 | ADVANCED FRENCH | |

W - WRITING COURSE MEETING A & B REQUIREMENT H - HONORS * - PERMISSION SIGNATURE % - NEW COURSE (SEE FRONT OF TIME SCHEDULE)
 >>> ENROLLMENT IN THIS SECTION IS LIMITED, AND STUDENTS MUST OBTAIN ENTRY CARDS. THE SCHEDULE LINE NUMBER IS PRINTED ON THE ENTRY CARD AND MUST BE MARKED ON THE OF-SCAN REGISTRATION FORM. BOTH THE OF-SCAN FORM AND CARD MUST BE TURNED IN TO REGISTER.

W - WRITING COURSE MEETING A & B REQUIREMENT H - HONORS * - PERMISSION SIGNATURE % - NEW COURSE (SEE FRONT OF THE SCHEDULE)
 >>> ENROLLMENT IN THIS SECTION IS LIMITED, AND STUDENTS MUST OBTAIN ENTRY CARDS. THE SCHEDULE LINE NUMBER IS PRINTED ON THE ENTRY CARD AND MUST BE MARKED ON THE OF-SCAN REGISTRATION FORM. BOTH THE OF-SCAN FORM AND CARD MUST BE TURNED IN TO REGISTER.

59

COLLEGE OF ARTS AND SCIENCES

| Sched. Line No. | DEPARTMENT | COURSE | SECTION | CREDITS | W | T | R | F | S | P | N | TIME | | LOCATION | TITLE AND REMARKS | INSTRUCTOR |
|---|------------|--------|---------|---------|---|--------|---|---|---|---|---|-----------|-----------|--|-------------------|------------|
| | | | | | | | | | | | | Day | Hour | | | |
| 4223 | FREN | 304 | A | 5 | M | MTWTF | | | | | | 930-1020 | THD 334 | FR LIT TO 1600 | ELLRICH,R. | |
| 4224 | FREN | 327 | A | 2 | | T TH | | | | | | 930-1020 | DEN 302 | ADV CONVERSATION | | |
| 4225 | FREN | 327 | B | 2 | | T TH | | | | | | 1130-1220 | SAV 153 | | | |
| 4226 | FREN | 351 | A | 3 | | M W F | | | | | | 1030-1120 | THD 211 | POETRY | MORTLEY,V. | |
| >>>> | FREN | 390 | A | 2-6 | | ARR | | | | | | - | * * | SUPERVISED STUDY ENTRY CARDS PDL C109 | | |
| 4226 | FREN | 400 | A | 5 | | MTWTF | | | | | | 1230-120 | THD 231 | SYNTACT STRUCT FREN | KLAUSENBURGE | |
| 4223 | FREN | 404 | A | 5 | | MTWTF | | | | | | 1130-1220 | PDL 0202A | OLD FRENCH | FRIEDMAN,L. | |
| 4223 | FREN | 424 | A | 5 | | MTWTF | | | | | | 1230-120 | SAV 131 | FICTION 1800-1050 | DALE,R. | |
| >>>> | FREN | 490 | A | 2-5 | H | ARR | | | | | | - | * * | M-HONORS SEMINAR ENTRY CARDS PDL C109 | | |
| 4232 | FREN | 499 | A | 5 | | MTWTF | | | | | | 130-220 | LOW 112 | SPEC TOPICS | | |
| >>>> | FREN | 499 | B | 1-5 | | ARR | | | | | | - | * * | ENTRY CARDS PDL C109 | | |
| 4234 | FREN | 521 | A | 5 | | T TH | | | | | | 330-520 | THD 231 | REN PROSE MONTAIGNE | KELLER,A. | |
| 4235 | FREN | 576 | A | 4 | | MT THF | | | | | | 230-320 | SAV 153 | CRIT METHODOLOGY | COLLINS,D. | |
| >>>> | FREN | 590 | A | 1-10 | | ARR | | | | | | - | * * | SPEC SMNR & CONFER ENTRY CARDS PDL C109 | | |
| >>>> | FREN | 600 | A | VAR | | ARR | | | | | | - | * * | INDEPNMT STDY/RSCH CR/NC ONLT ENTRY CARDS PDL C109 | | |
| ITALIAN | | | | | | | | | | | | | | | | |
| 4238 | ITAL | 101 | A | 5 | | MTWTF | | | | | | 830-920 | LOW 216 | ELEMENTARY | | |
| 4239 | ITAL | 101 | B | 5 | | MTWTF | | | | | | 930-1020 | THD 335 | | | |
| 4240 | ITAL | 101 | C | 5 | | MTWTF | | | | | | 930-1020 | SAV 341 | | | |
| 4241 | ITAL | 101 | D | 5 | | MTWTF | | | | | | 1030-1120 | PAR 306 | | | |
| 4242 | ITAL | 101 | E | 5 | | MTWTF | | | | | | 1030-1120 | PAR 206 | | | |
| 4243 | ITAL | 201 | A | 5 | | MTWTF | | | | | | 1230-120 | LOW 215 | INTERMEDIATE | | |
| 4244 | ITAL | 301 | A | 3 | | M W F | | | | | | 930-1020 | DEN 302 | ADV SYNTAX & CONP | | |
| 4245 | ITAL | 327 | A | 2 | | T TH | | | | | | 930-1020 | PAR 133B | ADV CONVERSATION | | |
| >>>> | ITAL | 390 | A | 2-6 | | ARR | | | | | | - | * * | SUPERVISED STUDY ENTRY CARDS PDL C109 | | |
| 4247 | ITAL | 451 | A | 5 | | ARR | | | | | | - | * * | LEOPARDI & LYRIC | FRIEDRICH,P. | |
| 4246 | ITAL | 490 | A | 5 | | ARR | | | | | | - | * * | PROSEM ITAL LIT | | |
| >>>> | ITAL | 499 | A | 1-5 | | ARR | | | | | | - | * * | SPEC TOPICS ENTRY CARDS PDL C109 | | |
| >>>> | ITAL | 590 | A | 1-10 | | ARR | | | | | | - | * * | SPEC SMNR & CONFER ENTRY CARDS PDL C109 | | |
| 4251 | ITAL | 591 | A | 5 | | T F | | | | | | 130-320 | PAR 134B | LIT PROB-MA-14TH CT | MASCIANDARD | |
| 4252 | ITAL | 595 | A | 5 | | T TH | | | | | | 130-320 | PDL 0202A | LIT PROB-19TH CENT | FRIEDRICH,P. | |
| >>>> | ITAL | 600 | A | VAR | | ARR | | | | | | - | * * | INDEPNMT STDY/RSCH CR/NC ONLT ENTRY CARDS PDL C109 | | |
| PORTUGUESE | | | | | | | | | | | | | | | | |
| 4254 | PORT | 101 | A | 5 | | MTWTF | | | | | | 930-1020 | PAR 222 | ELEMENTARY | | |
| ROMANCE LINGUISTICS AND LITERATURE | | | | | | | | | | | | | | | | |
| 4181 | RDM | 401 | A | 5 | | MTWTF | | | | | | 130-220 | SAV 309 | INTR ROM LINGUISTICS | KLAUSENBURGE | |
| >>>> | RDM | 490 | A | 2 | | ARR | | | | | | - | * * | SENIOR ESSAY ENTRY CARDS PDL C109 | | |
| >>>> | RDM | 499 | A | 1-5 | | ARR | | | | | | - | * * | SPECIAL TOPICS ENTRY CARDS PDL C109 | | |

| Sched. Line No. | DEPARTMENT | COURSE | SECTION | CREDITS | W | T | R | F | S | P | N | TIME | | LOCATION | TITLE AND REMARKS | INSTRUCTOR |
|---------------------|------------|--------|---------|---------|---|-------|---|---|---|---|---|-----------|----------|--|---|------------|
| | | | | | | | | | | | | Day | Hour | | | |
| >>>> | SPAN | 499 | A | 1-5 | | ARR | | | | | | - | * * | SPEC TOPICS ENTRY CARDS PDL C109 | | |
| 4303 | SPAN | 561 | A | 5 | | M TH | | | | | | 130-320 | SAV 151 | SPN-AM NOV1940-PRES | COSSE,R. | |
| >>>> | SPAN | 590 | A | 1-10 | | ARR | | | | | | - | * * | SPEC SMNR & CONFER ENTRY CARDS PDL C109 | | |
| 4305 | SPAN | 592 | A | 5 | | M TH | | | | | | 330-520 | PDL 202A | LIT PROB-RENAIS | SHIPLEY,G. | |
| >>>> | SPAN | 600 | A | VAR | | ARR | | | | | | - | * * | INDEPNMT STDY/RSCH CR/NC ONLY ENTRY CARDS PDL C109 | | |
| SCANDINAVIAN | | | | | | | | | | | | | | | | |
| 4307 | SCAND | 100 | A | 2 | | M W | | | | | | 1230-120 | GUC 409 | INTRO SCAND CULTURE | LEIREM | |
| 4308 | SCAND | 100 | B | 2 | | T TH | | | | | | 1130-1220 | THD 125 | | LEIREM | |
| 4309 | SCAND | 200 | A | 3 | | M W F | | | | | | 1130-1220 | SMI 404 | SCAN WELFARE ST | SUNDELIOUS | |
| 4310 | SCAND | 232 | A | 3 | | M W F | | | | | | 1130-1220 | THD 125 | ANDERSEN FAIRY TALE | ROSSEL,S. | |
| 4311 | SCAND | 330 | A | 5 | | MTWTH | | | | | | 1030-1120 | THD 134 | SCAND MYTHOLOGY PLUS 1 HR | SEHNSDORF,H. | |
| 4312 | SCAND | 370 | A | 3 | | M W F | | | | | | 930-1020 | SMI 304 | THE VIKINGS W/HSTEU 370 A | LEIREM | |
| 4313 | SCAND | 382 | A | 3 | | M W F | | | | | | 1130-1220 | THD 134 | HST SCAND FROM 1809 W/HSTEU 382 A | LEIREM | |
| 4314 | SCAND | 500 | A | 3 | | M W F | | | | | | 1230-120 | LOW 201 | OLD ICELANDIC | CONROY | |
| >>>> | SCAND | 503 | A | 3 | | T | | | | | | 130-320 | LOW 201 | SCAN LIT METHDD ENTRY CARDS PDL C-8-H | SEHNSDORF | |
| >>>> | SCAND | 520 | A | 3 | | TH | | | | | | 130-320 | LOW 201 | NORN SCAND POETRY ENTRY CARDS PDL C-8-H | SJAVIK | |
| 4317 | SCAND | 530 | A | 3 | | M | | | | | | 230-420 | LOW 201 | NOVL SCAND LIT | ROSSEL | |
| 4318 | SCAND | 590 | A | 1 | | ARR | | | | | | - | * * | SCAN SPEC TOPICS | SUNDELIOUS | |
| >>>> | SCAND | 600 | A | VAR | | ARR | | | | | | - | * * | INDEPNMT STDY/RSCH ENTRY CARDS PDL C-8-H | CONROY,P. SJAVIK,J. MARKE,L. ROSSEL,S. SEHNSDORF,H. LEIREM,T. SUNDELIOUS,B. | |
| >>>> | SCAND | 700 | A | VAR | | ARR | | | | | | - | * * | MASTERS THESIS ENTRY CARDS PDL C-8-H | CONROY,P. SJAVIK,J. MARKE,L. ROSSEL,S. SEHNSDORF,H. LEIREM,T. | |
| >>>> | SCAND | 800 | A | VAR | | ARR | | | | | | - | * * | DOCTORAL DISSERTATN ENTRY CARDS PDL C-8-H | CONROY,P. SJAVIK,J. MARKE,L. ROSSEL,S. SEHNSDORF,H. LEIREM,T. | |
| DANISH | | | | | | | | | | | | | | | | |
| 4322 | DAN | 101 | A | 5 | | MTWTF | | | | | | 930-1020 | ARC 103C | ELEMENTARY DANISH | | |
| 4323 | DAN | 300 | A | 5 | | MTWTF | | | | | | 1130-1220 | LOW 111 | STDY DAN LANG&LIT | CONROY,P. | |
| >>>> | DAN | 490 | A | VAR | | ARR | | | | | | - | * * | SUPERVISED READING ENTRY CARDS PDL C-8-H | CONROY,P. ROSSEL,S. | |
| NORWEGIAN | | | | | | | | | | | | | | | | |
| 4325 | NDRM | 101 | A | 5 | | MTWTF | | | | | | 1030-1120 | LOW 114 | ELEN NORWEGIAN | | |
| 4326 | NDRM | 101 | B | 5 | | MTWTF | | | | | | 1130-1220 | LOW 201 | | | |
| 4327 | NDRM | 201 | A | 5 | | MTWTF | | | | | | 930-1020 | LOW 116 | SECOND-YEAR NDRM | | |

| | | | | | | | | | |
|------|-----|-----|---|------|---|-----|---|-----|--|
| >>>> | RDH | 590 | A | 1-10 | > | ARR | - | • • | SPEC SHOR & CONFER ENTRY CARDS PDL C109 |
| >>>> | RDH | 600 | A | VAR | > | ARR | - | • • | INDEPNMT STDY/RSCN CR/NC ONLY ENTRY CARDS PDL C109 |

ROMANIAN

| | | | | | | | | | |
|------|-----|-----|---|---|--|-------|----------|---------|------------------------------------|
| 4255 | RHM | 401 | A | 5 | | MTWTF | 130-220 | PAR 131 | ELEMENTARY ROMANIAN W/RHM 401 A |
| 4256 | RHM | 404 | A | 5 | | MTWTF | 1230-120 | PAR 131 | ADV ROMANIAN W/RHM 404 A |

SPANISH

| | | | | | | | | | |
|------|------|-----|---|-----|----|-------|-----------|-----------|--|
| 4257 | SPAN | 101 | A | 5 | | MTWTF | 830-920 | LDW 220 | ELEMENTARY |
| 4258 | SPAN | 101 | B | 5 | | MTWTF | 830-920 | LDW 222 | |
| 4259 | SPAN | 101 | C | 5 | | MTWTF | 830-920 | LDW 217 | |
| 4260 | SPAN | 101 | D | 5 | | MTWTF | 930-1020 | PAR 106 | |
| 4261 | SPAN | 101 | E | 5 | | MTWTF | 930-1020 | DEM 309 | |
| >>>> | SPAN | 101 | F | 5 | > | MTWTF | 930-1020 | PAR 134B | ENTRY CARDS PDL C109 SPECIAL TUTORIAL |
| 4263 | SPAN | 101 | G | 5 | | MTWTF | 1030-1120 | PAR 110 | |
| 4264 | SPAN | 101 | H | 5 | | MTWTF | 1030-1120 | EEB 327 | SPECIAL CHICAND SECT |
| 4265 | SPAN | 101 | I | 5 | | MTWTF | 1030-1120 | MLR 316 | |
| 4266 | SPAN | 101 | J | 5 | | MTWTF | 1130-1220 | LDW 216 | |
| >>>> | SPAN | 101 | K | 5 | > | MTWTF | 1130-1220 | LDW 112 | SPECIAL TUTORIAL |
| 4268 | SPAN | 101 | L | 5 | | MTWTF | 1130-1220 | LDW 220 | |
| 4269 | SPAN | 101 | M | 5 | | MTWTF | 1230-120 | LDW 217 | |
| 4270 | SPAN | 101 | N | 5 | | MTWTF | 1230-120 | LDW 112 | |
| 4271 | SPAN | 101 | O | 5 | | MTWTF | 130-220 | LDW 222 | |
| 4272 | SPAN | 102 | A | 5 | | MTWTF | 930-1020 | DEM 315 | ELEMENTARY |
| 4273 | SPAN | 102 | B | 5 | | MTWTF | 1230-120 | JHN 223 | |
| 4274 | SPAN | 103 | A | 5 | | MTWTF | 830-920 | LDW 213 | ELEMENTARY |
| 4275 | SPAN | 103 | B | 5 | | MTWTF | 930-1020 | PAR 206 | |
| 4276 | SPAN | 103 | C | 5 | | MTWTF | 1030-1120 | HEB 102 | |
| 4277 | SPAN | 103 | D | 5 | | MTWTF | 1130-1220 | LDW 222 | |
| >>>> | SPAN | 104 | A | 5 | > | MTWTF | 930-1020 | BLN 415 | INTEN SPAN GRAMMAR ENTRY CARDS PDL C109 |
| >>>> | SPAN | 104 | B | 5 | > | MTWTF | 1030-1120 | PAR 133E | ENTRY CARDS PDL C109 |
| 4280 | SPAN | 201 | A | 5 | | MTWTF | 830-920 | LDW 112 | INTERMEDIATE |
| 4281 | SPAN | 201 | B | 5 | | MTWTF | 930-1020 | LDW 217 | |
| 4282 | SPAN | 201 | C | 5 | | MTWTF | 1130-1220 | THD 211 | SPECIAL CHICAND SECTN |
| 4283 | SPAN | 202 | A | 5 | | MTWTF | 1030-1120 | LDW 220 | INTERMEDIATE |
| 4284 | SPAN | 203 | A | 5 | | MTWTF | 130-220 | THD 202 | INTERMEDIATE |
| >>>> | SPAN | 204 | A | 5 | > | MTWTF | 1130-1220 | LDW 115 | INTENSIVE INTERMED ENTRY CARDS PDL C109 |
| 4286 | SPAN | 231 | A | 2 | | M W F | 1230-120 | JHN 123 | CHICAND ENPR CULT |
| 4287 | SPAN | 301 | A | 5 | H | MTWTF | 930-1020 | EEB 216 | ADV SYNTAX & COMP |
| 4288 | SPAN | 301 | B | 5 | | MTWTF | 1030-1120 | LDW 113 | |
| 4289 | SPAN | 302 | A | 5 | | MTWTF | 930-1020 | SAV 151 | ADV SYNTAX & COMP |
| 4290 | SPAN | 304 | A | 3 | | M W F | 1230-120 | LDW 113 | SPAN LIT 1140-149B |
| 4291 | SPAN | 306 | A | 3 | | M W F | 930-1020 | LDW 112 | SPAN LIT 1681-PRES |
| 4292 | SPAN | 327 | A | 2 | | T TH | 1030-1120 | SAV 153 | ADV CONVERSATION |
| 4293 | SPAN | 327 | B | 2 | | T TH | 1130-1220 | LDW 117 | |
| 4294 | SPAN | 350 | A | 3 | | M W F | 1030-1120 | LDW 213 | DRAMA |
| 4295 | SPAN | 352 | A | 3 | | M W F | 1130-1220 | PAR 106 | FICTION |
| >>>> | SPAN | 390 | A | 2-6 | > | ARR | - | • • | SUPERVISED STUDY ENTRY CARDS PDL C109 |
| 4297 | SPAN | 406 | A | 5 | | MTWTF | 1130-1220 | SAV 131 | ADV SPAN SYNTAX |
| 4298 | SPAN | 414 | A | 5 | | MTWTF | 1230-120 | PDL 8202A | SPAN LIT 18 CEM |
| 4299 | SPAN | 462 | A | 5 | | MTWTF | 930-1020 | PDL 9202A | SPAN CIV |
| 4300 | SPAN | 470 | A | 5 | | MTWTF | 1030-1120 | PDL 9202A | LAT AM LI 1492-1810 |
| >>>> | SPAN | 490 | A | 2-5 | H> | ARR | - | • • | HONORS SEMINAR ENTRY CARDS PDL C109 |

61

W - WRITING COURSE MEETING A & B REQUIREMENT H - HONORS # - PERMISSION SIGNATURE % - NEW COURSE (SEE FRONT OF TIME SCHEDULE)
 >>> ENROLLMENT IN THIS SECTION IS LIMITED, AND STUDENTS MUST OBTAIN ENTRY CARDS, THE SCHEDULE LINE NUMBER
 IS PRINTED ON THE ENTRY CARD AND MUST BE MARKED ON THE OP-SCAN REGISTRATION FORM, BOTH THE OP-SCAN FORM
 AND CARD MUST BE TURNED IN TO REGISTER.

| | | | | | | | | | | |
|------|------|-----|---|-----|---|-------|-----------|---------|---|------------------------|
| 4328 | NDRM | 303 | A | 2 | | T TH | 1130-1220 | LDW 217 | ADV NDR CONV & COMP | SJAVIK |
| 4329 | NDRM | 356 | A | 3 | | M W F | 1130-1220 | LDW 217 | NDRM SHORT STORY | SJAVIK |
| >>>> | NDRM | 490 | A | VAR | > | ARR | - | • • | SUPERVISED READING ENTRY CARDS PDL C-8-H | SEHNSDDRF,M, SJAVIK |

SWEDISH

| | | | | | | | | | | |
|------|------|-----|---|-----|---|-------|-----------|---------|---|------------|
| 4331 | SWED | 101 | A | 5 | | MTWTF | 1030-1120 | LDW 201 | ELEMENTARY SWEDISH | |
| 4332 | SWED | 101 | B | 5 | | MTWTF | 1130-1220 | LDW 116 | | |
| 4333 | SWED | 201 | A | 5 | | MTWTF | 1030-1120 | LDW 115 | SECOND-YEAR SWED | |
| 4334 | SWED | 303 | A | 2 | | T TH | 1030-1120 | SIG 222 | ADV SW CONV & COMP | SUNDELIOUS |
| 4335 | SWED | 350 | A | 3 | | M W F | 1030-1120 | LDW 112 | PROSE AND FICTION | HARHE,L. |
| >>>> | SWED | 490 | A | VAR | > | ARR | - | • • | SUPERVISED READING ENTRY CARDS PDL C-8-H | HARHE |

SLAVIC LANGUAGES AND LITERATURE

| | | | | | | | | | | |
|------|-------|-----|---|-----|---|-----|---|-----|--|--|
| >>>> | SLAVC | 600 | A | VAR | > | ARR | - | • • | INDEPNMT STDY/RSCN ENTRY CARDS THD 111 | |
| >>>> | SLAVC | 700 | A | VAR | > | ARR | - | • • | MASTERS THESIS ENTRY CARDS THD 111 | |
| >>>> | SLAVC | 800 | A | VAR | > | ARR | - | • • | DOCTORAL DISSERTATN ENTRY CARDS THD 111 | |

SLAVIC

| | | | | | | | | | | |
|------|------|-----|---|-----|---|-----|---|-----|--|--|
| >>>> | SLAV | 499 | A | 1-5 | > | ARR | - | • • | DIRECTED STUDY/RSCN ENTRY CARDS THD 111 | |
|------|------|-----|---|-----|---|-----|---|-----|--|--|

POLISH

| | | | | | | | | | | |
|------|-------|-----|---|---|--|-------|----------|---------|-------------------|-------------|
| 2582 | POLSH | 401 | A | 5 | | MTWTF | 130-220 | SAV 326 | ELEMENTARY POLISH | NIENCZYK,B. |
| 2583 | POLSH | 404 | A | 5 | | MTWTF | 1230-120 | SAV 326 | ADVANCED POLISH | NIENCZYK,B. |

| | | | | | | | | | | |
|------|------|-----|---|---|--|-------|----------|---------|------------------------------------|----------|
| 2584 | RDMN | 401 | A | 5 | | MTWTF | 130-220 | PAR 131 | ELEMENTARY ROMANIAN W/RHM 401 A | CRETU,N. |
| 2585 | RDMN | 404 | A | 5 | | MTWTF | 1230-120 | PAR 131 | ADV ROMANIAN W/RHM 404 A | CRETU,N. |

RUSSIAN

| | | | | | | | | | | |
|------|------|-----|----|----|--|--------|-----------|---------|--|--------------|
| 2586 | RUSS | 101 | A | 5 | | T | 930-1020 | SNI 304 | FIRST-YEAR RUSSIAN | AUGERDT,J.J. |
| 2587 | RUSS | 101 | AA | QZ | | M WTHF | 830-920 | THD 215 | | |
| 2588 | RUSS | 101 | AB | QZ | | M WTHF | 930-1020 | THD 215 | | |
| 2589 | RUSS | 101 | AC | QZ | | M WTHF | 930-1020 | THD 217 | | |
| 2590 | RUSS | 101 | B | 5 | | T | 1030-1120 | THD 135 | | |
| 2591 | RUSS | 101 | BA | QZ | | M WTHF | 1030-1120 | THD 331 | | AUGERDT,J.J. |
| 2592 | RUSS | 101 | BB | QZ | | M WTHF | 1030-1120 | THD 217 | | |
| 2593 | RUSS | 101 | BC | QZ | | M WTHF | 1130-1220 | THD 215 | | |
| 2594 | RUSS | 101 | C | QZ | | MTWTF | 130-220 | THD 215 | | |
| 2595 | RUSS | 110 | A | 5 | | MTWTF | 1030-1220 | THD 234 | ACCEL RUSSIAN | GROSS,V. |
| 2596 | RUSS | 201 | A | QZ | | T | 930-1020 | THD 211 | SECOND-YEAR RUSS | COATS,H. |
| 2597 | RUSS | 201 | AA | QZ | | M WTHF | 930-1020 | PAR 225 | | |
| 2598 | RUSS | 201 | AB | QZ | | M WTHF | 930-1020 | SIG 222 | | |
| 2599 | RUSS | 201 | B | QZ | | T | 1030-1120 | THD 217 | | |
| 2600 | RUSS | 201 | BA | QZ | | M WTHF | 1030-1120 | THD 231 | | COATS,H. |
| 2601 | RUSS | 221 | A | 5 | | MTWTF | 130-220 | THD 234 | RUSS FOR READING ALTERNATE MEETING TIMES MAY BE ARRANGED | SNAYZE,E.H. |
| 2602 | RUSS | 301 | A | 5 | | M | 1130-1220 | THD 217 | INTERMED RUSSIAN | WEST,J. |
| 2603 | RUSS | 301 | AA | QZ | | MTWTF | 1130-1220 | THD 217 | | HOLDSWORTH,M |
| 2604 | RUSS | 301 | B | QZ | | M | 1230-120 | THD 217 | | WEST,J. |
| 2605 | RUSS | 301 | BA | QZ | | MTWTF | 1230-120 | THD 217 | | HOLDSWORTH,M |

W - WRITING COURSE MEETING A & B REQUIREMENT H - HONORS # - PERMISSION SIGNATURE % - NEW COURSE (SEE FRONT OF TIME SCHEDULE)
 >>> ENROLLMENT IN THIS SECTION IS LIMITED, AND STUDENTS MUST OBTAIN ENTRY CARDS, THE SCHEDULE LINE NUMBER
 IS PRINTED ON THE ENTRY CARD AND MUST BE MARKED ON THE OP-SCAN REGISTRATION FORM, BOTH THE OP-SCAN FORM
 AND CARD MUST BE TURNED IN TO REGISTER.

COLLEGE OF ARTS AND SCIENCES

| Sched. Line No. | DEPARTMENT | COURSE | TERM | SECTION | CREDITS | TIME | | | LOCATION | TITLE AND REMARKS | INSTRUCTOR |
|-----------------|------------|--------|------|---------|---------|-------|-----------|---------|--|-------------------|------------|
| | | | | | | Day | Hour | Hour | | | |
| 2606 | RUSS | 304 | A | 1 | 1 | T | 930-1020 | SIG 222 | READ/TRANS RUSS-ENG CR/NC ONLY | WEST, J. | |
| 2607 | RUSS | 321 | A | 5 | 5 | MTWTF | 1030-1120 | THD 335 | RUSS LITERATURE-1800 | HANEY, J. | |
| 2608 | RUSS | 331 | A | 5 | 5 | MTWTF | 130-220 | THD 217 | INT RUSS READ/TRANS | HOLDSWORTH, M. | |
| 2609 | RUSS | 351 | A | 3 | 3 | M W F | 1130-1220 | THD 334 | INTERMED RUSS PHON | COATS, H. | |
| 2610 | RUSS | 401 | A | 5 | 5 | HTWTF | 830-920 | THD 118 | ADVANCED RUSS | POLACK, Z. | |
| 2611 | RUSS | 401 | B | 5 | 5 | HTWTF | 930-1020 | THD 118 | | POLACK, Z. | |
| 2612 | RUSS | 426 | A | 5 | 5 | MTWTF | 1230-120 | THD 125 | PUSHKIN, GOGOL | KONICK, W. | |
| 2613 | RUSS | 429 | A | 5 | 5 | MTWTF | 1130-1220 | THD 231 | CHEKHOV | KRAMER, K. | |
| 2614 | RUSS | 441 | A | 3-5 | 3-5 | M W F | 130-220 | THD 334 | LANG RUSS CULTURE | | |
| 2615 | RUSS | 451 | A | 5 | 5 | MTWTF | 1230-120 | THD 215 | STRUCTURE OF RUSS | AUGERDT, J. | |
| >>>> | RUSS | 499 | A | 1-5 | 1-5 | ARR | - | * * | DIRECTED STUDY/RSCN ENTRY CARDS THD 111 | | |
| 2617 | RUSS | 501 | A | 2 | 2 | T TH | 1130-1220 | THD 118 | GRAD RUSSIAN LANG | POLACK, Z. | |
| 2618 | RUSS | 525 | A | 5 | 5 | T TH | 230-420 | THD 234 | RUSS LIT 1890-1917 | SHAYZE, E. H. | |
| 2619 | RUSS | 527 | A | 5 | 5 | M F | 330-520 | THD 118 | SPQR 19TH C R POETR | WEST, J. | |
| 2620 | RUSS | 550 | A | 3 | 3 | M W F | 1030-1120 | THD 118 | ADV RUSS MORPHOPHON | COATS, H. | |
| 2621 | RUSS | 574 | A | 5 | 5 | M F | 130-320 | THD 231 | RUSSIAN LIT TO 1800 | HANEY, J. | |
| >>>> | RUSS | 600 | A | VAR | VAR | ARR | - | * * | INDEPENDNT STDY/RSCN ENTRY CARDS THD 111 | | |

SERBO-CROATIAN

| | | | | | | | | | | |
|------|-------|-----|---|---|---|-------|----------|---------|---------------------|---------------|
| 2622 | SER C | 401 | A | 5 | 5 | MTWTF | 130-220 | THD 331 | ELEM SERBD-CROATIAN | KAPETANIC, D. |
| 2624 | SER C | 404 | A | 5 | 5 | MTWTF | 1230-120 | THD 118 | ADV SERBD-CROATIAN | KAPETANIC, D. |

SOCIETY AND JUSTICE

| | | | | | | | | | | |
|------|-------|-----|---|-----|-----|-------|------------|----------|--|--------------|
| >>>> | SO JU | 310 | A | 1-5 | 1-5 | ARR | - | * * | RESEARCH IN SO/JU ENTRY CARDS SMI 203 MAJORS ONLY | |
| 4338 | SO JU | 320 | A | 5 | 5 | M | 930-1020 | SNI 111 | FIELD EXPERIENCE MAJORS ONLY | |
| 4339 | SO JU | 320 | B | 5 | 5 | T | 1130-1220 | SNI 111 | MAJORS ONLY | |
| 4340 | SO JU | 320 | C | 5 | 5 | T | 130-220 | THD 118 | MAJORS ONLY | BOCK, R. S. |
| 4341 | SO JU | 321 | A | 2 | 2 | M | 1030-1120 | SNI 111 | CASE STUDY MAJORS ONLY | BOCK, R. S. |
| 4342 | SO JU | 321 | B | 2 | 2 | T | 130-220 | SNI 311 | MAJORS ONLY | |
| 4343 | SO JU | 321 | C | 2 | 2 | M | 1030-1120 | SAV M250 | MAJORS ONLY | BOCK, R. S. |
| 4344 | SO JU | 322 | A | 3 | 3 | T | 930-1020 | SNI 111 | CASE STUDY MAJORS ONLY | |
| 4345 | SO JU | 322 | B | 3 | 3 | M | 1130-1220 | SNI 111 | MAJORS ONLY | BOCK, R. S. |
| 4346 | SO JU | 400 | U | 3 | 3 | M | 700-920 PM | SNI 318 | SO JU SEMINAR MAJORS ONLY SR STANDING OR ABOVE | STOTLAND, E. |
| >>>> | SO JU | 405 | A | 2 | 2 | M | 230-420 | SNI 309 | SEM IN INST CRIME ENTRY CARDS SMI 203 MAJORS ONLY SR STANDING OR ABOVE | STOTLAND, E. |
| 4348 | SO JU | 410 | U | 3 | 3 | T TH | 600-730 PM | SNI 307 | WHITE COLLAR CRIME | ANDERSON, G. |
| >>>> | SO JU | 499 | A | 1-5 | 1-5 | ARR | - | * * | READINGS IN SO/JU ENTRY CARDS SMI 203 | STOTLAND, E. |
| 4350 | SOC | 105 | A | 5 | 5 | MTWTF | 1030-1120 | SNI 304 | SOC BLACK AMERICANS W/AFRAN 105 A | BLACK, A. |
| 4351 | SOC | 110 | A | 5 | 5 | M W F | 1130-1220 | KME 130 | SURVEY SOCIOLOGY OPTL LINK WRIT COURSE SEE ENGL 190 | MACHEN, D. |

SOCIOLOGY

| Sched. Line No. | DEPARTMENT | COURSE | TERM | SECTION | CREDITS | TIME | | | LOCATION | TITLE AND REMARKS | INSTRUCTOR |
|-----------------|------------|--------|------|---------|---------|------|-----------|-----------|---|---|------------|
| | | | | | | Day | Hour | Hour | | | |
| 4402 | SDC | 495 | A | 5 | 5 | H | ARR | - | * * | HONORS SR THESIS | |
| >>>> | SDC | 499 | A | 2-5 | 2-5 | > | ARR | - | * * | UNDERGRAD RESEARCH ENTRY CARDS SAV 210 | |
| 4405 | SDC | 514 | A | 3 | 3 | TH | 330-520 | SAV M250 | THEOR IN SDC PSY | SCHNITT | |
| 4406 | SDC | 516 | A | 3 | 3 | T | 330-520 | SNI 113 | ORGANIZATIONS | GROSS, E. | |
| 4407 | SDC | 561 | A | 3 | 3 | T TH | 1030-1200 | HSB T531 | SDC HLTH & ILLNESS W/SERV 954 A | DURNAN, M. | |
| 4408 | SDC | 561 | A | 3 | 3 | T TH | 1030-1200 | HSB T531A | | BICE, T. | |
| 4409 | SDC | 561 | A | 3 | 3 | M | 1230-220 | PAR 135 | SPEC TOPICS SDC PROSEMINAR FOR INCOMING GRAD STUDENTS | COOK, K. | |
| 4409 | SDC | 562 | A | 3 | 3 | M | 330-520 | SNI 113 | SPEC TOPICS SDC ATTRIBUTION | HOWARD, J. | |
| 4410 | SDC | 583 | A | 3 | 3 | T TH | 330-520 | SNI 109 | SPEC TOPICS SDC | CAMPBELL, F. | |
| >>>> | SDC | 600 | A | VAR | VAR | > | ARR | - | * * | INDEPENDNT STDY/RSCN CR/NC ONLY ENTRY CARDS SAV 202 | |
| >>>> | SDC | 700 | A | VAR | VAR | > | ARR | - | * * | MASTERS THESIS CR/NC ONLY ENTRY CARDS SAV 202 | |
| >>>> | SDC | 800 | A | VAR | VAR | > | ARR | - | * * | DOCTORAL DISSERTATN CR/NC ONLY ENTRY CARDS SAV 202 | |

SPEECH AND HEARING SCIENCE

| | | | | | | | | | | | |
|------|-------|-----|-------|---|---|-------|-----------|-----------|--|--|--------------|
| 4493 | SPHSC | 100 | A | 3 | 3 | M W F | 930-1020 | SWS 0012 | VOICEARTIC IMPROV FOR NATIVE SPEAKERS | | |
| 4494 | SPHSC | 100 | B | 3 | 3 | M W F | 1130-1220 | SWS 032 | FOR NATIVE SPEAKERS | | |
| 4495 | SPHSC | 111 | A | 2 | 2 | T TH | 830-920 | EGL 001 | AMER ENGLISH SOUNDS CR/NC ONLY FOR NON-NATIVE SPEAKERS | | |
| 4496 | SPHSC | 111 | B | 2 | 2 | T TH | 830-920 | EGL 001 | FOR NON-NATIVE SPEAKERS | | |
| 4497 | SPHSC | 250 | A | 3 | 3 | MT TH | 230-320 | EGL 001 | INTRO CMU DISORDERS | CARPENTER, R. | |
| >>>> | SPHSC | 300 | A | 5 | 5 | > | MTWTF | 930-1020 | EGL 001 | SPEECH SCIENCE ENTRY CARDS EGL 201 NON MAJORS ONLY | MINIFIE |
| >>>> | SPHSC | 300 | AN LB | > | > | M | 830-920 | SWS 067 | ENTRY CARDS EGL 201 | | |
| >>>> | SPHSC | 300 | AD LB | > | > | M | 930-1020 | SWS 067 | NON MAJORS ONLY | | |
| >>>> | SPHSC | 300 | AP LB | > | > | M | 1030-1120 | SWS 067 | ENTRY CARDS EGL 201 | | |
| >>>> | SPHSC | 300 | AD LB | > | > | M | 1130-1220 | SWS 067 | NON MAJORS ONLY | | |
| >>>> | SPHSC | 300 | AR LB | > | > | M | 1230-120 | SWS 067 | ENTRY CARDS EGL 201 | | |
| >>>> | SPHSC | 300 | AS LB | > | > | M | 130-220 | SWS 067 | NON MAJORS ONLY | | |
| >>>> | SPHSC | 300 | AT LB | > | > | M | 230-320 | SWS 067 | ENTRY CARDS EGL 201 | | |
| >>>> | SPHSC | 300 | AU LB | > | > | M | 330-420 | SWS 067 | NON MAJORS ONLY | | |
| >>>> | SPHSC | 300 | B | 5 | 5 | > | MTWTF | 1030-1120 | EGL 001 | ENTRY CARDS EGL 201 | MATHERS-SCHN |
| >>>> | SPHSC | 300 | BN LB | > | > | M | 830-920 | SWS 067 | NON MAJORS ONLY | | |
| >>>> | SPHSC | 300 | BD LB | > | > | M | 930-1020 | SWS 067 | ENTRY CARDS EGL 201 | | |
| >>>> | SPHSC | 300 | BP LB | > | > | M | 1030-1120 | SWS 067 | NON MAJORS ONLY | | |
| >>>> | SPHSC | 300 | BO LB | > | > | M | 1130-1220 | SWS 067 | ENTRY CARDS EGL 201 | | |
| >>>> | SPHSC | 300 | BR LB | > | > | M | 1230-120 | SWS 067 | NON MAJORS ONLY | | |



SPORTS SCHEDULE



1984 UNIVERSITY OF WASHINGTON FOOTBALL SCHEDULE BROUGHT TO YOU BY

Panasonic

just slightly ahead of our time.

| | |
|--------------------|----------|
| NORTHWESTERN | Sept. 8 |
| at Michigan | Sept. 15 |
| HOUSTON | Sept. 22 |
| MIAMI (Ohio) | Sept. 29 |
| at OSU | Oct. 6 |
| at Stanford | Oct. 13 |
| OREGON | Oct. 20 |
| ARIZONA | Oct. 27 |
| CALIFORNIA | Nov. 3 |
| at USC | Nov. 10 |
| at WSU | Nov. 17 |

SPORTSPORTSPORTS

October 1984

| sunday | monday | tuesday | wednesday | thursday | friday | saturday | | | | | | | | | | | | | | | | | | | | | | | | | | | | | | | | | | | | | | | | | | | | | | | | | | | | | | | | | | | | | | | | | | | | | | | | | | | | | | | | | | | | |
|---------------|-------------------------|----------------|------------------|---|-----------------|-----------------|---|---|---|---|---|---|--|--|--|--|--|--|---|---|---|---|---|---|---|---|---|----|----|----|----|----|----|----|----|----|----|----|----|----|----|----|----|----|----|----|----|--|---|---|---|---|---|---|---|--|--|--|--|--|--|-------|---|---|---|---|---|---|----|----|----|----|----|----|----|----|----|----|----|----|----|----|----|----|----|----|----|----|----|--|
| | 1 | 2 | 3 | 4 | 5 | YOM KIPPUR 6 | | | | | | | | | | | | | | | | | | | | | | | | | | | | | | | | | | | | | | | | | | | | | | | | | | | | | | | | | | | | | | | | | | | | | | | | | | | | | | | | | | | | |
| 7 | COLUMBUS DAY OBSERVED 8 | 9 | 10 | 11 | COLUMBUS DAY 12 | 13 | | | | | | | | | | | | | | | | | | | | | | | | | | | | | | | | | | | | | | | | | | | | | | | | | | | | | | | | | | | | | | | | | | | | | | | | | | | | | | | | | | | | |
| 14 | 15 | 16 | 17 | 18 | 19 | 20 | | | | | | | | | | | | | | | | | | | | | | | | | | | | | | | | | | | | | | | | | | | | | | | | | | | | | | | | | | | | | | | | | | | | | | | | | | | | | | | | | | | | |
| 21 | 22 | 23 | 24 | 25 | 26 | 27 | | | | | | | | | | | | | | | | | | | | | | | | | | | | | | | | | | | | | | | | | | | | | | | | | | | | | | | | | | | | | | | | | | | | | | | | | | | | | | | | | | | | |
| 28 | 29 | 30 | HALLOWEEN 31 | <p>SEPTEMBER 1984</p> <table border="1"> <tr><td>S</td><td>M</td><td>T</td><td>W</td><td>T</td><td>F</td><td>S</td></tr> <tr><td></td><td></td><td></td><td></td><td></td><td></td><td>1</td></tr> <tr><td>2</td><td>3</td><td>4</td><td>5</td><td>6</td><td>7</td><td>8</td></tr> <tr><td>9</td><td>10</td><td>11</td><td>12</td><td>13</td><td>14</td><td>15</td></tr> <tr><td>16</td><td>17</td><td>18</td><td>19</td><td>20</td><td>21</td><td>22</td></tr> <tr><td>23</td><td>24</td><td>25</td><td>26</td><td>27</td><td>28</td><td>29</td></tr> </table> | | S | M | T | W | T | F | S | | | | | | | 1 | 2 | 3 | 4 | 5 | 6 | 7 | 8 | 9 | 10 | 11 | 12 | 13 | 14 | 15 | 16 | 17 | 18 | 19 | 20 | 21 | 22 | 23 | 24 | 25 | 26 | 27 | 28 | 29 | <p>NOVEMBER 1984</p> <table border="1"> <tr><td>S</td><td>M</td><td>T</td><td>W</td><td>T</td><td>F</td><td>S</td></tr> <tr><td></td><td></td><td></td><td></td><td></td><td></td><td>1 2 3</td></tr> <tr><td>4</td><td>5</td><td>6</td><td>7</td><td>8</td><td>9</td><td>10</td></tr> <tr><td>11</td><td>12</td><td>13</td><td>14</td><td>15</td><td>16</td><td>17</td></tr> <tr><td>18</td><td>19</td><td>20</td><td>21</td><td>22</td><td>23</td><td>24</td></tr> <tr><td>25</td><td>26</td><td>27</td><td>28</td><td>29</td><td>30</td><td></td></tr> </table> | S | M | T | W | T | F | S | | | | | | | 1 2 3 | 4 | 5 | 6 | 7 | 8 | 9 | 10 | 11 | 12 | 13 | 14 | 15 | 16 | 17 | 18 | 19 | 20 | 21 | 22 | 23 | 24 | 25 | 26 | 27 | 28 | 29 | 30 | |
| S | M | T | W | T | F | S | | | | | | | | | | | | | | | | | | | | | | | | | | | | | | | | | | | | | | | | | | | | | | | | | | | | | | | | | | | | | | | | | | | | | | | | | | | | | | | | | | | | |
| | | | | | | 1 | | | | | | | | | | | | | | | | | | | | | | | | | | | | | | | | | | | | | | | | | | | | | | | | | | | | | | | | | | | | | | | | | | | | | | | | | | | | | | | | | | | | |
| 2 | 3 | 4 | 5 | 6 | 7 | 8 | | | | | | | | | | | | | | | | | | | | | | | | | | | | | | | | | | | | | | | | | | | | | | | | | | | | | | | | | | | | | | | | | | | | | | | | | | | | | | | | | | | | |
| 9 | 10 | 11 | 12 | 13 | 14 | 15 | | | | | | | | | | | | | | | | | | | | | | | | | | | | | | | | | | | | | | | | | | | | | | | | | | | | | | | | | | | | | | | | | | | | | | | | | | | | | | | | | | | | |
| 16 | 17 | 18 | 19 | 20 | 21 | 22 | | | | | | | | | | | | | | | | | | | | | | | | | | | | | | | | | | | | | | | | | | | | | | | | | | | | | | | | | | | | | | | | | | | | | | | | | | | | | | | | | | | | |
| 23 | 24 | 25 | 26 | 27 | 28 | 29 | | | | | | | | | | | | | | | | | | | | | | | | | | | | | | | | | | | | | | | | | | | | | | | | | | | | | | | | | | | | | | | | | | | | | | | | | | | | | | | | | | | | |
| S | M | T | W | T | F | S | | | | | | | | | | | | | | | | | | | | | | | | | | | | | | | | | | | | | | | | | | | | | | | | | | | | | | | | | | | | | | | | | | | | | | | | | | | | | | | | | | | | |
| | | | | | | 1 2 3 | | | | | | | | | | | | | | | | | | | | | | | | | | | | | | | | | | | | | | | | | | | | | | | | | | | | | | | | | | | | | | | | | | | | | | | | | | | | | | | | | | | | |
| 4 | 5 | 6 | 7 | 8 | 9 | 10 | | | | | | | | | | | | | | | | | | | | | | | | | | | | | | | | | | | | | | | | | | | | | | | | | | | | | | | | | | | | | | | | | | | | | | | | | | | | | | | | | | | | |
| 11 | 12 | 13 | 14 | 15 | 16 | 17 | | | | | | | | | | | | | | | | | | | | | | | | | | | | | | | | | | | | | | | | | | | | | | | | | | | | | | | | | | | | | | | | | | | | | | | | | | | | | | | | | | | | |
| 18 | 19 | 20 | 21 | 22 | 23 | 24 | | | | | | | | | | | | | | | | | | | | | | | | | | | | | | | | | | | | | | | | | | | | | | | | | | | | | | | | | | | | | | | | | | | | | | | | | | | | | | | | | | | | |
| 25 | 26 | 27 | 28 | 29 | 30 | | | | | | | | | | | | | | | | | | | | | | | | | | | | | | | | | | | | | | | | | | | | | | | | | | | | | | | | | | | | | | | | | | | | | | | | | | | | | | | | | | | | | |

| | | | | | | | | | |
|------|----------|---|-----|---|-----|-----------|-----|-----|---|
| >>>> | SPHC 599 | A | VAR | > | ARR | - | * | * | RSCH PRACTICUM ENTRY CARDS EGL 203 |
| >>>> | SPHC 600 | A | VAR | > | ARR | - | * | * | INDEPNMT STDY/RSCH ENTRY CARDS EGL 203 |
| >>>> | SPHC 601 | U | 3-9 | > | T | 430-520 P | SMS | 032 | INTERNSHIP CR/NC ONLY ENTRY CARDS SMS 173 |
| >>>> | SPHC 700 | A | VAR | > | ARR | - | * | * | MASTERS THESIS ENTRY CARDS EGL 203 |
| >>>> | SPHC 800 | A | VAR | > | ARR | - | * | * | DOCTORAL DISSERTATN ENTRY CARDS EGL 203 |

SPEECH COMMUNICATION

| | | | | | | | | | | | | |
|------|----------|---|-----|---|--------|-----------|-----|-----------|---|---|--|---------------|
| 4452 | SPCH 102 | A | 5 | | NTWTHF | 1030-1120 | ARC | 207 | SPCH INDIVIDUAL SOC FRESH & SOPH PRIORITY | PARKS,W.R. | | |
| 4453 | SPCH 103 | A | 5 | | N | M | F | 830-920 | RAI 105 | INTERPERSONAL CMU PRIORITY SPCH MAJORS | | |
| 4454 | SPCH 103 | B | 5 | | N | M | F | 930-1020 | RAI 105 | PRIORITY SPCH MAJORS | | |
| 4455 | SPCH 103 | C | 5 | | T | TH | | 830-1020 | RAI 105 | PRIORITY SPCH MAJORS | | |
| 4456 | SPCH 103 | D | 5 | | N | M | F | 1030-1120 | RAI 105 | PRIORITY SPCH MAJORS | | |
| 4457 | SPCH 103 | E | 5 | | T | TH | | 1030-1220 | RAI 105 | PRIORITY SPCH MAJORS | | |
| 4458 | SPCH 103 | F | 5 | | N | M | F | 1230-120 | RAI 105 | PRIORITY SPCH MAJORS | | |
| 4459 | SPCH 140 | A | 5 | | NTWTHF | 930-1020 | RAI | 109 | ORAL INTERPRETATION PRIORITY SPCH MAJORS | POST,R.H. | | |
| 4460 | SPCH 140 | B | 5 | | NTWTHF | 1030-1120 | RAI | 109 | PRIORITY SPCH MAJORS | | | |
| 4461 | SPCH 140 | C | 5 | | NTWTHF | 1230-120 | RAI | 109 | PRIORITY SPCH MAJORS | | | |
| 4462 | SPCH 203 | A | 5 | | NTWTHF | 1130-1220 | DEM | 310 | COMM IN THE CLASSRM PRIORITY SPCH MAJORS | | | |
| 4463 | SPCH 220 | A | 5 | | NTWTHF | 830-920 | RAI | 107 | INTRO TO PUBLIC SPK PRIORITY SPCH MAJORS | | | |
| 4464 | SPCH 220 | D | 5 | | NTWTHF | 830-920 | RAI | 109 | PRIORITY SPCH MAJORS | | | |
| 4465 | SPCH 220 | C | 5 | | NTWTHF | 930-1020 | RAI | 107 | PRIORITY SPCH MAJORS | | | |
| 4466 | SPCH 220 | D | 5 | | NTWTHF | 1030-1120 | RAI | 107 | PRIORITY SPCH MAJORS | | | |
| 4467 | SPCH 220 | E | 5 | | NTWTHF | 1030-1120 | RAI | 116 | PRIORITY SPCH MAJORS | | | |
| 4468 | SPCH 220 | F | 5 | | NTWTHF | 1130-1220 | RAI | 107 | PRIORITY SPCH MAJORS | | | |
| 4469 | SPCH 220 | G | 5 | | NTWTHF | 1230-120 | RAI | 107 | PRIORITY SPCH MAJORS | | | |
| 4470 | SPCH 220 | H | 5 | | NTWTHF | 130-220 | RAI | 107 | PRIORITY SPCH MAJORS | | | |
| 4471 | SPCH 220 | I | 5 | | NTWTHF | 130-220 | RAI | 116 | PRIORITY SPCH MAJORS | | | |
| 4472 | SPCH 235 | A | 3 | | N | M | F | 930-1020 | RAI | 116 | PARLIANTRY PROCD | BOSNAJIAN,W. |
| 4473 | SPCH 270 | A | 5 | | T | TH | | 1030-1220 | RAI | 121 | INT EMP RES SP COMM PRIORITY SPEECH MAJORS | ALDRECHT,T. |
| | | | | | N | | | 830-920 | PAR | 106 | | |
| | | | | | M | | | 1230-120 | PAR | 106 | | |
| | | | | | M | | | 830-920 | PAR | 106 | | |
| | | | | | W | | | 1230-120 | PAR | 106 | | |
| 4474 | SPCH 301 | A | 5 | | NTWTHF | 1230-120 | RAI | 116 | INTERVIEWING JRS & SENIORS PRIORITY | WARNICK,B. | | |
| 4475 | SPCH 310 | A | 5 | | NTWTHF | 1230-120 | SHI | 211 | RHET TRAD PRIORITY SPCH MAJORS | GAINES,R.N. | | |
| 4476 | SPCH 320 | A | 5 | | NTWTHF | 230-320 | RAI | 109 | PUBLIC SPEAKING | CAMPBELL,J.A. | | |
| 4477 | SPCH 334 | A | 5 | | NTWTHF | 830-920 | RAI | 116 | ESSMTLS OF ARGUMENT | WARNICK,B. | | |
| 4478 | SPCH 373 | A | 5 | | NTWTHF | 1130-1220 | RAI | 116 | PRIM GROUP DISCUSSN PRIORITY SPCH MAJORS | PHILIPSEN,G. | | |
| 4479 | SPCH 400 | A | 3 | | N | M | F | 1030-1120 | SAV | 216 | THRL BKDS SPCH COMM SENIOR SPCH MAJORS ONLY | GAINES,R.N. |
| 4480 | SPCH 442 | A | 3 | | N | M | F | 1130-1220 | RAI | 109 | ORAL INTERP FICTION | POST,R.H. |
| 4481 | SPCH 484 | A | 5 | | NTWTHF | 930-1020 | SAV | 216 | CULTURE IN COMMUNIC | PHILIPSEN,G. | | |
| 4482 | SPCH 498 | A | 4 | | NTWTHF | 1130-1220 | PAR | 310 | SPEC TOPICS SP COMM LANEAGE PROPAGANDA & ORWELL | BOSNAJIAN,W. | | |
| >>>> | SPCH 499 | A | 1-5 | > | ARR | - | * | * | UNDERGRAD RESEARCH ENTRY CARDS RAI 205 | | | |
| 4484 | SPCH 499 | B | 1-5 | > | N | | | 230-400 | RAI | 104 | INTERMEDIATE MEDIA INTERNSHIP | NYQUIST,J. |
| 4485 | SPCH 501 | A | 3 | | N | M | F | 830-920 | * | * | GRAD RES SPCH COMM | SCHIEDEL,T.H. |
| 4486 | SPCH 550 | A | 3 | | N | M | | 1200-120 | * | * | STDYS SPCH COMM EDUC | STATONSPICER |

| | | | | | | | | | |
|------|----------|---|-----|---|-----|---|---|---|---------------------|
| >>>> | STAT 600 | A | VAR | > | ARR | - | * | * | INDEPNMT STDY/RSCH |
| >>>> | STAT 700 | A | VAR | > | ARR | - | * | * | MASTERS THESIS |
| >>>> | STAT 800 | A | VAR | > | ARR | - | * | * | DOCTORAL DISSERTATN |

WOMEN STUDIES

* THE FOLLOWING COURSES ARE RELATED TO WOMEN STUDIES SOC M 532A, SOC M 533B, SOC M 5430, G ST 340
* FOR FURTHER COURSES RELATED TO WOMEN STUDIES, SEE WOMEN STUDIES C-254 PADELFO RD

| | | | | | | | | | | | | |
|------|-----------|----|----|---|--------|-----------|-----|----------|---|---|---|-----------|
| 4635 | WOMEN 200 | A | 5 | | NTWTH | 1230-120 | SAV | 239 | INTRO WOMEN STUDIES CR/NC ONLY NOT OPEN TO STUDENTS WHO HAVE TAKEN GIS 255 OR 256 | WOODWARD,C. HURSHHELL,P. COCHRAN,Y. | | |
| 4636 | WOMEN 200 | AA | QZ | | F | 1130-1220 | SAV | 142 | CR/NC ONLY NOT OPEN TO STUDENTS WHO HAVE TAKEN GIS 255 OR 256 | WOODWARD,C. HURSHHELL,P. COCHRAN,Y. | | |
| 4637 | WOMEN 200 | AB | QZ | | F | 1230-120 | THD | 334 | CR/NC ONLY NOT OPEN TO STUDENTS WHO HAVE TAKEN GIS 255 OR 256 | WOODWARD,C. HURSHHELL,P. COCHRAN,Y. | | |
| 4638 | WOMEN 200 | AC | QZ | | F | 1130-1220 | THD | 202 | CR/NC ONLY NOT OPEN TO STUDENTS WHO HAVE TAKEN GIS 255 OR 256 | WOODWARD,C. HURSHHELL,P. COCHRAN,Y. | | |
| 4639 | WOMEN 200 | AD | QZ | | F | 1130-1220 | THD | 235 | CR/NC ONLY NOT OPEN TO STUDENTS WHO HAVE TAKEN GIS 255 OR 256 | WOODWARD,C. HURSHHELL,P. COCHRAN,Y. | | |
| 4640 | WOMEN 200 | AE | QZ | | F | 1130-1220 | SAV | 125 | CR/NC ONLY NOT OPEN TO STUDENTS WHO HAVE TAKEN GIS 255 OR 256 | WOODWARD,C. HURSHHELL,P. COCHRAN,Y. | | |
| 4641 | WOMEN 200 | AF | QZ | | F | 1130-1220 | SAV | 241 | CR/NC ONLY NOT OPEN TO STUDENTS WHO HAVE TAKEN GIS 255 OR 256 | WOODWARD,C. HURSHHELL,P. COCHRAN,Y. | | |
| 4642 | WOMEN 200 | AG | QZ | | F | 1130-1220 | SAV | 341 | CR/NC ONLY NOT OPEN TO STUDENTS WHO HAVE TAKEN GIS 255 OR 256 | WOODWARD,C. HURSHHELL,P. COCHRAN,Y. | | |
| 4643 | WOMEN 200 | AH | QZ | | TH | 1230-120 | THD | 202 | CR/NC ONLY NOT OPEN TO STUDENTS WHO HAVE TAKEN GIS 255 OR 256 | WOODWARD,C. HURSHHELL,P. COCHRAN,Y. | | |
| 4644 | WOMEN 257 | A | 5 | | T | TH | | 930-1120 | JHN | 101 | PSYCH SEX DIFF W/PSYCH 257 A NOT OPEN TO STUDENTS WHO HAVE TAKEN GIS 244 FOR CREDIT | KENNEY,N. |
| 4645 | WOMEN 257 | AA | QZ | | F | 830-920 | WEB | 243 | W/PSYCH 257 AA NOT OPEN TO STUDENTS WHO HAVE TAKEN GIS 244 FOR CREDIT | KENNY,N. | | |
| 4646 | WOMEN 257 | AB | QZ | | F | 930-1020 | WEB | 243 | W/PSYCH 257 AB NOT OPEN TO STUDENTS WHO HAVE TAKEN GIS 244 FOR CREDIT | KENNEY,N. | | |
| 4647 | WOMEN 257 | AC | QZ | | F | 1030-1120 | WEB | 243 | W/PSYCH 257 AC NOT OPEN TO STUDENTS WHO HAVE TAKEN GIS 244 FOR CREDIT | KENNEY,N. | | |
| 4648 | WOMEN 257 | AD | QZ | | F | 1030-1120 | WEB | 245 | W/PSYCH 257 AD NOT OPEN TO STUDENTS WHO HAVE TAKEN GIS 244 FOR CREDIT | KENNEY,N.J. | | |
| 4649 | WOMEN 257 | AE | QZ | | F | 1130-1220 | WEB | 243 | W/PSYCH 257 AE NOT OPEN TO STUDENTS WHO HAVE TAKEN GIS 244 FOR CREDIT | KENNEY,N. | | |
| 4650 | WOMEN 257 | AF | QZ | | TH | 1230-120 | WEB | 243 | W/PSYCH 257 AF NOT OPEN TO STUDENTS WHO HAVE TAKEN GIS 244 FOR CREDIT | KENNEY,N. | | |
| 4651 | WOMEN 257 | AG | QZ | | F | 1230-120 | WEB | 243 | W/PSYCH 257 AG NOT OPEN TO STUDENTS WHO HAVE TAKEN GIS 244 FOR CREDIT | KENNEY,N. | | |
| 4652 | WOMEN 257 | AH | QZ | | TH | 130-220 | WEB | 243 | W/PSYCH 257 AH NOT OPEN TO STUDENTS WHO HAVE TAKEN GIS 244 FOR CREDIT | KENNEY,N. | | |
| 4653 | WOMEN 283 | A | 5 | M | NTWTHF | 1030-1120 | SHI | 105 | INTRO TO WOMENS HIST ONE HR TO BE ARRANGED | BLAIR,K. | | |

67

W - WRITING COURSE MEETING A & B REQUIREMENT H - HONORS * - PERMISSION SIGNATURE % - NEW COURSE (SEE FRONT OF TIME SCHEDULE)
>>> ENROLLMENT IN THIS SECTION IS LIMITED, AND STUDENTS MUST OBTAIN ENTRY CARDS. THE SCHEDULE LINE NUMBER IS PRINTED ON THE ENTRY CARD AND MUST BE MARKED ON THE O-SCAN REGISTRATION FORM. BOTH THE O-SCAN FORM AND CARD MUST BE TURNED IN TO REGISTER.

W - WRITING COURSE MEETING A & B REQUIREMENT H - HONORS * - PERMISSION SIGNATURE % - NEW COURSE (SEE FRONT OF TIME SCHEDULE)
>>> ENROLLMENT IN THIS SECTION IS LIMITED, AND STUDENTS MUST OBTAIN ENTRY CARDS. THE SCHEDULE LINE NUMBER IS PRINTED ON THE ENTRY CARD AND MUST BE MARKED ON THE O-SCAN REGISTRATION FORM. BOTH THE O-SCAN FORM AND CARD MUST BE TURNED IN TO REGISTER.

| | | | | | | | | |
|------|----------|---|-----|------|------------|----------|--|--------------|
| 4622 | ZDOL 491 | A | 1 | F | 200-320 | BID 312 | TPCS ZDOLGL RSCH CR/NC ONLY | CLOREY,R. |
| >>>> | ZDOL 498 | A | 1-5 | ARR | - | • • | SPEC PRDS IM ZDOL ENTRY CARDS KIM 106 | |
| 4624 | ZDOL 506 | A | 1-2 | ARR | - | • • | TOPICS DEVEL BIDL CR/NC ONLY | BAKKEN,A. |
| 4625 | ZDOL 509 | A | 1 | TH | 400-520 | ARC 103A | TOPICS ANIM BEHAV W/PSYCH 560 B CR/NC ONLY | ROHMER,S. |
| 4626 | ZDOL 520 | U | 1 | T | 430-600 PM | BID 132 | SEMINAR CR/NC ONLY | WILLDMS,A.D. |
| 4627 | ZDOL 529 | A | 5 | T | 1200-1250 | KIM 114 | ADV TOPICS PHYSIOL CR/NC ONLY | SCHUBIGER,G. |
| 4628 | ZDOL 529 | B | 1 | M | 500-550 PM | KIM 114 | INSECT JOURNAL CLUB CR/NC ONLY | WILLDMS,A.D. |
| >>>> | ZDOL 529 | C | 2 | ARR | - | • • | NEUR-BIDL JOURNAL CLUB CR/NC ONLY | KENAGY,C.J. |
| >>>> | ZDOL 568 | A | 2 | M | 400-500 | KIM 302 | CHEMICAL INTEGRATN CR/NC ONLY | GORDMAN,A. |
| >>>> | ZDOL 574 | A | 3 | T TH | 1230-120 | BID 324 | ECOL MARINE COMN ENTRY CARDS KIM 520 | PAINE,R.T. |
| >>>> | ZDOL 600 | A | VAR | ARR | - | • • | INDEPHOMT STDY/RSCH CR/NC ONLY | |
| >>>> | ZDOL 700 | A | VAR | ARR | - | • • | MASTERS THESIS CR/NC ONLY | |
| >>>> | ZDOL 800 | A | VAR | ARR | - | • • | DOCTORAL DISSERTATN CR/NC ONLY | |

SCHOOL OF BUSINESS ADMINISTRATION

- ENTRY CARDS AVAILABLE IN HKZ 137 FOR UNDER GRAD
- ENTRY CARDS AVAILABLE IN HKZ 110 FOR GRADS
- REGISTRATION IN GRADUATE BUSINESS COURSES 500 & ABOVE REQUIRES THE APPROVAL OF THE GRADUATE BUSINESS PROGRAM OFFICE
- AFTER PREREGISTRATION, STUDENTS WISHING TO DROP OR ADD A BA COURSE NUMBERED 500 & ABOVE WILL NEED THE APPROVAL OF THE ASSOC DEAN FOR GRAD PROGRAMS IN THE GRAD PROGRAM OFFICE

BUSINESS ADMINISTRATION

| | | | | | | | | |
|------|-----------|-------|-----|------|-----------|---------|----------------------------|--|
| >>>> | BA 800 | A | VAR | ARR | - | • • | DOCTORAL DISSERTATN | |
| 4668 | ACCTG 210 | A | 3 | M W | 830-920 | KNE 220 | INTRO TO ACCTG NO FRESHMEN | |
| 4669 | ACCTG 210 | AN LB | | T TH | 730-820 | BLM 214 | SOPTH & JUNIOR PRIORITY | |
| 4670 | ACCTG 210 | AD LB | | T TH | 830-920 | BLM 214 | NO FRESHMEN | |
| 4671 | ACCTG 210 | AP LB | | T TH | 930-1020 | BLM 214 | SOPTH & JUNIOR PRIORITY | |
| 4672 | ACCTG 210 | AQ LB | | T TH | 1030-1120 | BLM 214 | NO FRESHMEN | |
| 4673 | ACCTG 210 | AR LB | | T TH | 1130-1220 | BLM 214 | SOPTH & JUNIOR PRIORITY | |
| 4674 | ACCTG 210 | AS LB | | T TH | 1230-120 | BLM 214 | NO FRESHMEN | |
| 4675 | ACCTG 210 | B | 3 | M W | 1030-1120 | KNE 210 | SOPTH-JR PRIORITY | |
| 4676 | ACCTG 210 | BN LB | | T TH | 930-1020 | BLM 202 | NO FRESHMEN | |
| 4677 | ACCTG 210 | BD LB | | T TH | 1030-1120 | BLM 202 | SOPTH & JUNIOR PRIORITY | |
| 4678 | ACCTG 210 | BP LB | | T TH | 1130-1220 | BLM 202 | NO FRESHMEN | |
| 4679 | ACCTG 210 | BO LB | | T TH | 130-220 | BLM 214 | SOPTH & JUNIOR PRIORITY | |

W - WRITING COURSE MEETING A & B REQUIREMENT H - HONORS # - PERMISSION SIGNATURE % - NEW COURSE (SEE FRONT OF TIME SCHEDULE)
 >>> ENROLLMENT IN THIS SECTION IS LIMITED, AND STUDENTS MUST OBTAIN ENTRY CARDS. THE SCHEDULE LINE NUMBER IS PRINTED ON THE ENTRY CARD AND MUST BE MARKED ON THE OP-SCAN REGISTRATION FORM. BOTH THE OP-SCAN FORM AND CARD MUST BE TURNED IN TO REGISTER.

| | | | | | | | | |
|------|-----------|---|-----|------|-----------|---------|--------------------------------|--|
| 4735 | ACCTG 451 | B | 3 | T TH | 1100-1220 | BLM 206 | ACCTG MAJORS ONLY | |
| 4736 | ACCTG 480 | A | 3 | T TH | 1100-1220 | BLM 205 | NOT FOR PROFIT ACCT ACCTG ONLY | |
| 4737 | ACCTG 485 | A | 3 | M W | 1030-1150 | BLM 205 | ADV FIN ACCTG ACCTG ONLY | |
| >>>> | ACCTG 499 | A | 3 | ARR | - | • • | UNDERGRAD RESEARCH | |
| >>>> | ACCTG 500 | A | 3 | M W | 830-1020 | BLM 417 | FINANCIAL ACCTG | |
| >>>> | ACCTG 500 | B | 3 | T TH | 830-1020 | BLM 417 | | |
| >>>> | ACCTG 500 | C | 3 | M W | 1030-1220 | BLM 417 | | |
| >>>> | ACCTG 500 | D | 3 | M W | 130-320 | BLM 417 | | |
| >>>> | ACCTG 500 | E | 3 | T TH | 130-320 | BLM 417 | | |
| >>>> | ACCTG 501 | A | 3 | T TH | 1030-1220 | BLM 417 | MANAGERIAL ACCTG | |
| >>>> | ACCTG 510 | A | 3 | T TH | 830-1020 | BLM 203 | PRODS IN FIN REPTG | |
| >>>> | ACCTG 510 | B | 3 | T TH | 330-520 | BLM 307 | | |
| >>>> | ACCTG 512 | A | 3 | M W | 1030-1220 | BLM 211 | AUDITING | |
| >>>> | ACCTG 550 | A | 4 | T TH | 1030-1220 | BLM 209 | COMS IN PROF ACCTG | |
| >>>> | ACCTG 556 | A | 4 | M W | 130-320 | BLM 214 | MGMT ACC STAN PRAC | |
| >>>> | ACCTG 571 | A | 3 | ARR | - | • • | RSRCH REPORTS | |
| >>>> | ACCTG 572 | A | 3 | ARR | - | • • | RSRCH REPORTS | |
| >>>> | ACCTG 580 | A | 3 | M W | 1030-1220 | BLM 308 | SEN FIN ACCTG | |
| >>>> | ACCTG 595 | A | 3 | M W | 330-520 | BLM 409 | INTRO ACCTG RES | |
| >>>> | ACCTG 597 | A | 3 | M W | 330-520 | BLM 302 | SEN MGR ACCTG RES | |
| >>>> | ACCTG 600 | A | VAR | ARR | - | • • | INDEPHOMT STDY/RSCH | |

ADMINISTRATION

| | | | | | | | | |
|------|-----------|---|---|------|---------|---------|------------------------------|------------|
| >>>> | ADMIN 510 | A | 5 | T TH | 330-520 | BLM 313 | INTEGRATIVE ADMIN CR/NC ONLY | JOHNSON,R. |
|------|-----------|---|---|------|---------|---------|------------------------------|------------|

ADMINISTRATIVE THEORY AND ORGANIZATIONAL BEHAVIOR

| | | | | | | | | |
|------|-----------|---|---|-------|------------|---------|----------------------------------|--|
| 4754 | A ORG 301 | A | 4 | M W | 830-1020 | BLM 301 | BEHAVIORAL SCILAADN B A PRIORITY | |
| 4755 | A ORG 420 | A | 4 | M W | 830-1020 | BLM 413 | HUMAN REL IN ORG | |
| 4756 | A ORG 420 | B | 4 | T TH | 830-1020 | BLM 413 | BA MAJORS ONLY | |
| >>>> | A ORG 420 | C | 4 | M W F | 930-1120 | BLM 201 | BA MAJORS ONLY | |
| 4758 | A ORG 420 | D | 4 | M W | 1030-1220 | BLM 413 | BA MAJORS ONLY | |
| 4759 | A ORG 420 | E | 4 | M W | 1230-220 | BLM 413 | BA MAJORS ONLY | |
| 4760 | A ORG 420 | F | 4 | T TH | 1230-220 | BLM 413 | BA MAJORS ONLY | |
| 4761 | A ORG 420 | G | 4 | T TH | 230-420 | BLM 413 | BA MAJORS ONLY | |
| 4762 | A ORG 420 | U | 4 | M W | 700-850 PM | BLM 413 | BA MAJORS ONLY | |
| 4763 | A ORG 440 | A | 3 | T TH | 730-850 | BLM 201 | ORGANIZATION THEORY | |
| 4764 | A ORG 440 | B | 3 | T TH | 900-1020 | BLM 201 | BA MAJORS ONLY | |
| >>>> | A ORG 440 | C | 3 | M W F | 830-920 | BLM 201 | BA MAJORS ONLY | |
| 4766 | A ORG 440 | D | 3 | M W | 1230-150 | BLM 301 | BA MAJORS ONLY | |
| 4767 | A ORG 440 | E | 3 | M W | 200-320 | BLM 301 | BA MAJORS ONLY | |
| 4768 | A ORG 463 | A | 4 | T TH | 830-1020 | BLM 301 | ADMIN BEHAVIOR CR/NC ONLY | |
| 4769 | A ORG 463 | B | 4 | M W | 1230-220 | BLM 201 | B A PRIORITY | |
| >>>> | A ORG 499 | A | 3 | ARR | - | • • | UNDERGRAD RESEARCH | |
| >>>> | A ORG 500 | A | 3 | M W | 1030-1220 | BLM 307 | HUMAN REL IN ORG | |
| >>>> | A ORG 500 | B | 3 | T TH | 1030-1220 | BLM 307 | | |
| >>>> | A ORG 500 | C | 3 | M W | 830-1020 | BLM 307 | | |
| >>>> | A ORG 500 | D | 3 | T TH | 130-320 | BLM 313 | | |
| >>>> | A ORG 500 | E | 3 | M W | 330-520 | BLM 313 | | |

W - WRITING COURSE MEETING A & B REQUIREMENT H - HONORS # - PERMISSION SIGNATURE % - NEW COURSE (SEE FRONT OF TIME SCHEDULE)
 >>> ENROLLMENT IN THIS SECTION IS LIMITED, AND STUDENTS MUST OBTAIN ENTRY CARDS. THE SCHEDULE LINE NUMBER IS PRINTED ON THE ENTRY CARD AND MUST BE MARKED ON THE OP-SCAN REGISTRATION FORM. BOTH THE OP-SCAN FORM AND CARD MUST BE TURNED IN TO REGISTER.

SCHOOL OF BUSINESS ADMINISTRATION

| Schd. Line No. | DEPARTMENT | COURSE | TERM | SECTION | CREDITS | W | T | R | F | S | M | TIME | | LOCATION | TITLE AND REMARKS | INSTRUCTOR |
|----------------|------------|--------|------|---------|---------|---|---|---|---|---|---|------|------|----------|-------------------|------------|
| | | | | | | | | | | | | Day | Hour | | | |

| | | | | | | | | | |
|------|-----------|---|-----|---|-----|----------|---------|---------------------|---------------------|
| >>>> | A ORG 550 | A | 3 | > | M | M | 130-320 | BLM 313 | ORGZN & MANAGEMENT |
| >>>> | A ORG 550 | B | 3 | > | T | TH | 330-520 | BLM 311 | |
| >>>> | A ORG 571 | A | 3 | > | ARR | - | - | - | RSRCH REPORTS |
| >>>> | A ORG 572 | A | 3 | > | ARR | - | - | - | RSRCH REPORTS |
| >>>> | A ORG 576 | A | 3 | > | M | 330-520 | BLM 308 | HUMAN ASPECTS ADMIN | |
| >>>> | A ORG 580 | A | 3 | > | M | 130-320 | BLM 308 | PLAN & DECISN THRY | |
| >>>> | A ORG 584 | A | 3 | > | T | 830-1020 | BLM 308 | ORGANIZTN DEVELOPNT | |
| >>>> | A ORG 599 | A | 3 | > | ARR | - | - | - | DOCTORAL SEMR-A ORG |
| >>>> | A ORG 600 | A | VAR | > | ARR | - | - | - | INDEPNDNT STDY/RSCH |

BUSINESS ADMINISTRATION—RESEARCH METHODS

| | | | | | | | | | |
|------|-----------|---|---|---|---|---------|---------|---------------------|--------------------|
| >>>> | BA RH 510 | A | 3 | > | T | TH | 330-520 | BLM 211 | APP ECONOMETRICS I |
| >>>> | BA RH 520 | A | 3 | > | M | 330-520 | BLM 415 | BEHAVRL RSCH-THEORY | |

BUSINESS COMMUNICATIONS

| | | | | | | | | | |
|------|-----------|---|---|--|-------|-----------|------------|-------------------------------|-------------------------------|
| 4764 | B CMJ 301 | A | 4 | | MTWTH | 830-920 | BLM 408 | BASC WRITTN BUS CMJ | |
| 4767 | B CMJ 301 | B | 4 | | MTWTH | 930-1020 | BLM 408 | B A PRIORITY JUNIORS OR ABOVE | |
| 4768 | B CMJ 301 | C | 4 | | MTWTH | 1030-1120 | BLM 408 | B A PRIORITY JUNIORS OR ABOVE | |
| 4769 | B CMJ 301 | D | 4 | | MTWTH | 1130-1220 | BLM 408 | B A PRIORITY JUNIORS OR ABOVE | |
| 4790 | B CMJ 301 | E | 4 | | MTWTH | 1230-120 | BLM 408 | B A PRIORITY JRS AND ABOVE | |
| 4791 | B CMJ 301 | F | 4 | | MTWTH | 130-220 | BLM 408 | B A PRIORITY JRS AND ABOVE | |
| 4792 | B CMJ 301 | G | 4 | | MTWTH | 230-320 | BLM 408 | JRS & ABOVE | |
| 4793 | B CMJ 301 | U | 4 | | T | M | 500-650 PM | BLM 408 | B A PRIORITY JUNIORS OR ABOVE |

BUSINESS ECONOMICS

| | | | | | | | | | |
|------|-----------|---|---|---|-----|----|------------|---------|--------------------------|
| 4794 | B ECH 300 | A | 3 | | M | M | 730-850 | BLM 204 | MANAGERIAL ECON |
| 4795 | B ECH 300 | B | 3 | | T | TH | 900-1020 | BLM 204 | B A MAJORS ONLY |
| 4796 | B ECH 300 | C | 3 | | M | M | 1030-1150 | BLM 204 | B A MAJORS ONLY |
| 4797 | B ECH 300 | D | 3 | | T | TH | 1200-120 | BLM 204 | B A MAJORS ONLY |
| 4798 | B ECH 300 | E | 3 | | M | M | 130-250 | BLM 204 | B A MAJORS ONLY |
| 4799 | B ECH 300 | F | 3 | | T | TH | 300-420 | BLM 204 | B A MAJORS ONLY |
| 4800 | B ECH 300 | U | 3 | | M | M | 530-650 PM | BLM 204 | B A MAJORS ONLY |
| 4801 | B ECH 301 | A | 4 | | T | TH | 830-1020 | BLM 303 | MONEY NY IMCH PRICE |
| 4802 | B ECH 301 | B | 4 | | M | M | 1030-1220 | BLM 303 | B A MAJORS ONLY |
| 4803 | B ECH 301 | C | 4 | | T | TH | 1030-1220 | BLM 303 | B A MAJORS ONLY |
| 4804 | B ECH 301 | D | 4 | | M | M | 1230-220 | BLM 303 | B A MAJORS ONLY |
| >>>> | B ECH 420 | A | 4 | > | T | TH | 830-1020 | BLM 212 | FINANCIAL MARKETS |
| >>>> | B ECH 420 | B | 4 | > | T | TH | 1230-220 | BLM 212 | B A PRIORITY JRS & ABOVE |
| >>>> | B ECH 427 | A | 4 | > | T | TH | 1030-1220 | BLM 212 | INTERNATIONAL FIN |
| >>>> | B ECH 499 | A | 3 | > | ARR | - | - | - | UNDERGRAD RESEARCH |
| >>>> | B ECH 500 | A | 3 | > | T | TH | 1030-1220 | BLM 306 | BUSINESS ECON I |
| >>>> | B ECH 500 | B | 3 | > | M | M | 1030-1220 | BLM 306 | |
| >>>> | B ECH 500 | C | 3 | > | T | TH | 830-1020 | BLM 306 | |
| >>>> | B ECH 500 | D | 3 | > | T | TH | 130-320 | BLM 306 | |
| >>>> | B ECH 500 | E | 3 | > | T | TH | 330-520 | BLM 305 | |
| >>>> | B ECH 500 | F | 3 | > | M | M | 330-520 | BLM 306 | |

| Schd. Line No. | DEPARTMENT | COURSE | TERM | SECTION | CREDITS | W | T | R | F | S | M | TIME | | LOCATION | TITLE AND REMARKS | INSTRUCTOR |
|----------------|------------|--------|------|---------|---------|---|---|---|---|---|---|------|------|----------|-------------------|------------|
| | | | | | | | | | | | | Day | Hour | | | |

BUSINESS POLICY

| | | | | | | | | | |
|------|-----------|---|-----|---|-----|---------|------------|------------------|----------------------|
| >>>> | B POL 470 | A | 4 | > | M | M | 830-1020 | BLM 213 | BUSINESS POLICY |
| >>>> | B POL 470 | B | 4 | > | T | TH | 1030-1220 | BLM 213 | SR STANDING OR ABOVE |
| >>>> | B POL 470 | C | 4 | > | T | TH | 1230-220 | BLM 213 | B A ONLY |
| >>>> | B POL 470 | U | 4 | > | M | M | 700-850 PM | BLM 213 | SR STANDING OR ABOVE |
| >>>> | B POL 471 | A | 4 | > | T | TH | 830-1020 | BLM 213 | B A MAJORS ONLY |
| >>>> | B POL 480 | A | 5 | > | M | M | F 1130-120 | BLM 313 | SMALL BUSINESS MENT |
| >>>> | B POL 499 | A | 3 | > | ARR | - | - | - | SR STANDING OR ABOVE |
| >>>> | B POL 509 | A | 3 | > | ARR | - | - | - | UNDERGRAD RESEARCH |
| >>>> | B POL 509 | B | 3 | > | T | TH | 830-1020 | BLM 307 | POL DEC BUS NON-BUS |
| >>>> | B POL 510 | A | 3 | > | M | M | 320-520 | BLM 307 | |
| >>>> | B POL 530 | A | 3 | > | TH | 130-320 | BLM 211 | ENTREPRENEURSHIP | |
| >>>> | B POL 545 | A | 3 | > | T | TH | 330-520 | BLM 409 | MGMT SIMULATION |
| >>>> | B POL 570 | A | 3 | > | T | TH | 830-1020 | BLM 211 | STRATEGIC PLC SYSTS |
| >>>> | B POL 571 | A | 3 | > | ARR | - | - | - | RSRCH REPORTS |
| >>>> | B POL 572 | A | 3 | > | ARR | - | - | - | RSRCH REPORTS |
| >>>> | B POL 600 | A | VAR | > | ARR | - | - | - | INDEPNDNT STDY/RSCH |

FINANCE

| | | | | | | | | | |
|------|---------|----|----|---|-----|---------|------------|------------------|------------------------------|
| 4881 | FIN 350 | A | 4 | | M | M | 830-1020 | BLM 303 | BUSINESS FINANCE |
| 4882 | FIN 350 | B | 4 | | T | TH | 830-1020 | BLM 304 | BA MAJORS ONLY |
| 4883 | FIN 350 | C | 4 | | M | M | 1030-1220 | BLM 304 | BA MAJORS ONLY |
| 4884 | FIN 350 | D | 4 | | M | M | 1230-220 | BLM 304 | BA MAJORS ONLY |
| 4885 | FIN 350 | E | 4 | | T | TH | 1230-220 | BLM 303 | BA MAJORS ONLY |
| 4886 | FIN 350 | U | 4 | | M | M | 700-850 PM | BLM 303 | BA MAJORS ONLY |
| >>>> | FIN 423 | A | 4 | > | M | M | 830-1020 | BLM 212 | BANKNG & FINCL SYST |
| >>>> | FIN 450 | A | 4 | > | T | TH | 1230-220 | BLM 201 | BA PRIORITY JRS & ABOVE |
| >>>> | FIN 450 | A | 4 | > | T | TH | 1230-220 | BLM 201 | PROD IN CORP FIN |
| >>>> | FIN 453 | A | 4 | > | M | M | 1230-220 | BLM 212 | BA PRIORITY JRS & ABOVE |
| >>>> | FIN 453 | A | 4 | > | M | M | 1230-220 | BLM 212 | FINANCL THRY & ANAL |
| >>>> | FIN 460 | A | 4 | > | M | M | 1030-1220 | BLM 212 | BA PRIORITY JRS & ABOVE |
| >>>> | FIN 460 | B | 4 | > | M | M | 230-420 | BLM 212 | INVESTMENTS |
| >>>> | FIN 499 | A | 3 | > | ARR | - | - | - | BA PRIORITY JUNIORS & ABOVE |
| >>>> | FIN 502 | A | 3 | > | M | M | 330-520 | BLM 305 | B A PRIORITY JUNIORS & ABOVE |
| >>>> | FIN 530 | A | 3 | > | T | TH | 330-520 | BLM 417 | UNDERGRAD RESEARCH |
| >>>> | FIN 530 | AA | Q2 | > | TH | 330-520 | BLM 417 | BUSINESS FINANCE | |
| >>>> | FIN 530 | AB | Q2 | > | TH | 330-520 | BLM 415 | FIN MGT OF BANKS | |
| >>>> | FIN 530 | AC | Q2 | > | TH | 330-520 | BLM 411 | | |
| >>>> | FIN 530 | AD | Q2 | > | TH | 330-520 | BLM 416 | | |
| >>>> | FIN 530 | AE | Q2 | > | TH | 330-520 | BLM 206 | | |
| >>>> | FIN 550 | A | 3 | > | M | M | 130-320 | BLM 211 | ADV BUS FIN |
| >>>> | FIN 550 | B | 3 | > | M | M | 330-520 | BLM 311 | |
| >>>> | FIN 551 | A | 3 | > | T | TH | 130-320 | BLM 203 | PROD IN BUS FIN |

| | | | | | | | | | | |
|------|---|----------|---|-----|--|--|-------|-----------|---------|---------------------|
| >>>> | B | ECON 501 | A | 3 | | | H N M | 830-1020 | BLM 306 | BUSINESS ECON II |
| >>>> | B | ECON 520 | A | 3 | | | H M M | 1030-1220 | BLM 311 | FINAN MARKETS |
| >>>> | B | ECON 520 | B | 3 | | | H M M | 130-320 | BLM 203 | |
| >>>> | B | ECON 527 | A | 3 | | | T T H | 330-520 | BLM 203 | INTR FIN & INV |
| >>>> | B | ECON 528 | A | 3 | | | H N M | 1030-1220 | BLM 203 | INTR FIN MGMT |
| >>>> | B | ECON 571 | A | 3 | | | ARR | - | * * | RESEARCH REPORTS |
| >>>> | B | ECON 572 | A | 3 | | | ARR | - | * * | RESEARCH REPORTS |
| >>>> | B | ECON 600 | A | VAR | | | ARR | - | * * | INDEPNDNT STDY/RSCH |

BUSINESS, GOVERNMENT, AND SOCIETY

| | | | | | | | | | | |
|------|------|-----|----|-----|--|--|---------|------------|---------|--|
| 4823 | DG65 | 200 | A | 5 | | | H N M F | 730-850 | BLM 304 | INTRODUCTION TO LAW NO FRESHMEN SDPH-JR PRIORITY |
| 4824 | DG65 | 200 | B | 5 | | | H N M F | 730-850 | BLM 309 | NO FRESHMEN SDPH-JR PRIORITY |
| 4825 | DG65 | 200 | C | 5 | | | H N M F | 730-850 | BLM 411 | NO FRESHMEN SDPH-JR PRIORITY |
| 4826 | DG65 | 200 | D | 5 | | | H N M F | 730-850 | MUT 116 | NO FRESHMEN SDPH-JR PRIORITY |
| 4827 | DG65 | 200 | E | 5 | | | H N M F | 1230-150 | BLM 411 | NO FRESHMEN SDPH-JR PRIORITY |
| 4828 | DG65 | 200 | F | 5 | | | H N M F | 200-320 | BLM 411 | NO FRESHMEN SDPH-JR PRIORITY |
| 4829 | DG65 | 200 | G | 5 | | | H N M F | 230-350 | BLM 303 | NO FRESHMEN SDPH-JR PRIORITY |
| 4830 | DG65 | 200 | H | 5 | | | H N M F | 230-350 | BLM 304 | NO FRESHMEN SDPH-JR PRIORITY |
| 4831 | DG65 | 200 | U | 5 | | | T T H | 700-920 PM | SMT 120 | NO FRESHMEN SDPH-JR PRIORITY |
| 4832 | DG65 | 310 | A | 5 | | | H N M F | 900-1020 | BLM 304 | BUS & PUBLIC POLICY D A PRIORITY JUNIORS AND ABOVE |
| 4833 | DG65 | 333 | A | 4 | | | T T H | 1030-1120 | KNE 210 | BUS & SOCIETY D A MAJORS ONLY |
| 4834 | DG65 | 333 | AA | OZ | | | M F | 830-920 | BLM 205 | D A MAJORS ONLY |
| 4835 | DG65 | 333 | AB | OZ | | | M F | 930-1030 | BLM 205 | D A MAJORS ONLY |
| 4836 | DG65 | 333 | AC | OZ | | | M F | 1030-1120 | BLM 411 | D A MAJORS ONLY |
| 4837 | DG65 | 333 | AD | OZ | | | T T H | 1130-1220 | BLM 301 | D A MAJORS ONLY |
| 4838 | DG65 | 333 | AE | OZ | | | M F | 1130-1220 | BLM 411 | D A MAJORS ONLY |
| 4839 | DG65 | 333 | AF | OZ | | | T T H | 1230-120 | BLM 307 | D A MAJORS ONLY |
| 4840 | DG65 | 333 | AG | OZ | | | T T H | 130-220 | BLM 416 | D A MAJORS ONLY |
| 4841 | DG65 | 333 | AH | OZ | | | T T H | 230-320 | BLM 416 | D A MAJORS ONLY |
| 4842 | DG65 | 333 | U | 4 | | | T T H | 700-850 PM | BLM 301 | D A MAJORS ONLY |
| 4843 | DG65 | 362 | A | 3 | | | T T H | 1030-1150 | BLM 207 | SOCIAL RESP OF BUS BA PRIORITY JRS & ABOVE |
| 4844 | DG65 | 397 | A | 3 | | | H N M | 1230-150 | RLN 312 | GEN SCI & STDY BUS BA PRIORITY JRS & ABOVE |
| 4845 | DG65 | 403 | A | 5 | | | MTWTF | 730-820 | BLM 303 | COMMERCIAL LAW D A PRIORITY JRS & ABOVE |
| 4846 | DG65 | 403 | B | 5 | | | H N M F | 900-1020 | BLM 411 | D A PRIORITY JRS & ABOVE |
| >>>> | DG65 | 499 | A | 3 | | | ARR | - | * * | UNDERGRAD RESEARCH |
| >>>> | DG65 | 510 | A | 3 | | | T T H | 830-1020 | BLM 305 | BUS & PUBLIC POLICY |
| >>>> | DG65 | 510 | B | 3 | | | T T H | 1030-1220 | BLM 305 | |
| >>>> | DG65 | 511 | A | 3 | | | H N M | 130-320 | BLM 306 | CONTEXT OF BUS SYST |
| >>>> | DG65 | 511 | B | 3 | | | T T H | 330-520 | BLM 306 | |
| >>>> | DG65 | 540 | A | 3 | | | M | 1030-1220 | BLM 415 | CULT CHG & MODRNTH |
| >>>> | DG65 | 552 | A | 3 | | | T H | 130-320 | BLM 415 | LEGL ASPCTS BUS REC |
| >>>> | DG65 | 571 | A | 3 | | | ARR | - | * * | RSRCH REPORTS |
| >>>> | DG65 | 572 | A | 3 | | | ARR | - | * * | RSRCH REPORTS |
| >>>> | DG65 | 599 | A | 3 | | | ARR | - | * * | DOCTORAL SHOR-0645 |
| >>>> | DG65 | 600 | A | VAR | | | ARR | - | * * | INDEPNDNT STDY/RSCH |

| | | | | | | | | | | |
|------|-----|-----|---|-----|--|--|-------|-----------|---------|---------------------|
| >>>> | FIN | 560 | A | 3 | | | H N M | 830-1020 | BLM 203 | INVESTMENTS |
| >>>> | FIN | 560 | B | 3 | | | H N M | 330-520 | BLM 413 | |
| >>>> | FIN | 561 | A | 3 | | | T T H | 1030-1220 | BLM 203 | SHOR TM INVESTMENTS |
| >>>> | FIN | 571 | A | 3 | | | ARR | - | * * | RSRCH REPORTS |
| >>>> | FIN | 572 | A | 3 | | | ARR | - | * * | RSRCH REPORTS |
| >>>> | FIN | 580 | A | 3 | | | ARR | - | * * | CAPITAL MARKET THRY |
| >>>> | FIN | 600 | A | VAR | | | ARR | - | * * | INDEPNDNT STDY/RSCH |

HUMAN RESOURCES MANAGEMENT

| | | | | | | | | | | |
|------|-------|-----|----|-----|--|--|-------|------------|---------|---|
| 4975 | HRMOT | 301 | A | 3 | | | H N M | 900-1020 | BLM 309 | PERS SYS & IND REL D A PRIORITY JUNIORS & ABOVE |
| 4980 | HRMOT | 301 | B | 3 | | | H N M | 1100-1220 | BLM 312 | D A PRIORITY JUNIORS & ABOVE |
| 4981 | HRMGT | 301 | U | 3 | | | T T H | 700-820 PM | BLM 413 | BA PRIORITY JRS & ABOVE |
| 4982 | HRMGT | 443 | A | 4 | | | H N M | 1230-220 | BLM 213 | STAFFING D A PRIORITY JUNIORS & ABOVE |
| 4983 | HRMGT | 445 | A | 4 | | | H N M | 830-1020 | BLM 311 | COMPEN & PERF EVAL D A PRIORITY JUNIORS & ABOVE |
| 4984 | HRMGT | 450 | A | 5 | | | F | 1230-120 | BLM 414 | COLLEC BARG & ARBIT D A PRIORITY SENIOR STANDING OR ABOVE |
| 4985 | HRMGT | 450 | AA | OZ | | | H N M | 1230-220 | BLM 414 | D A PRIORITY SENIOR STANDING OR ABOVE |
| 4986 | HRMGT | 450 | AB | OZ | | | H N M | 1230-220 | BLM 409 | D A PRIORITY SENIOR STANDING OR ABOVE |
| >>>> | HRMGT | 499 | A | 3 | | | ARR | - | * * | UNDERGRAD RESEARCH |
| >>>> | HRMGT | 510 | A | 3 | | | T T H | 1030-1220 | BLM 313 | NUM RES MGT |
| >>>> | HRMGT | 540 | A | 3 | | | M | 1030-1020 | BLM 409 | COLL BARG |
| >>>> | HRMGT | 571 | A | 3 | | | ARR | - | * * | RSRCH REPORTS |
| >>>> | HRMGT | 572 | A | 3 | | | ARR | - | * * | RSRCH REPORTS |
| >>>> | HRMGT | 600 | A | VAR | | | ARR | - | * * | INDEPNDNT STDY/RSCH |

INTERNATIONAL BUSINESS

| | | | | | | | | | | |
|------|-------|-----|----|----|--|--|-------|------------|---------|---|
| 4910 | I BUS | 300 | A | 3 | | | H N M | 130-220 | SMT 120 | INTL EMVRT BUSNS D A MAJORS ONLY OR PERMISSION UNDERGRAD ADVISER |
| 4911 | I BUS | 300 | AA | OZ | | | F | 830-920 | BLM 213 | D A MAJORS ONLY |
| 4912 | I BUS | 300 | AD | OZ | | | F | 930-1020 | BLM 213 | D A MAJORS ONLY |
| 4913 | I BUS | 300 | AC | OZ | | | T H | 1030-1120 | BLM 413 | D A MAJORS ONLY |
| 4914 | I BUS | 300 | AD | OZ | | | F | 1030-1120 | BLM 213 | BA MAJORS ONLY |
| 4915 | I BUS | 300 | AE | OZ | | | T H | 1130-1220 | BLM 413 | BA MAJORS ONLY |
| 4916 | I BUS | 300 | AF | OZ | | | F | 1130-1220 | BLM 213 | BA MAJORS ONLY |
| 4917 | I BUS | 300 | AG | OZ | | | T H | 1230-120 | BLM 312 | BA MAJORS ONLY |
| 4918 | I BUS | 300 | AH | OZ | | | T H | 130-220 | BLM 312 | BA MAJORS ONLY |
| 4919 | I BUS | 300 | U | 3 | | | H N M | 530-650 PM | BLM 303 | D A MAJORS ONLY |
| 4920 | I BUS | 330 | A | 4 | | | H N M | 1030-1220 | BLM 301 | DEVELOPING NATIONS D A PRIORITY JRS & ABOVE |
| 4921 | I BUS | 470 | A | 4 | | | T T H | 830-1020 | BLM 313 | NET INTL TRADE OPNS BA PRIORITY JRS & ABOVE |
| 4922 | I BUS | 480 | A | 4 | | | H N M | 1230-220 | BLM 311 | MULTINATIONAL MGT BA PRIORITY JRS & ABOVE |
| >>>> | I BUS | 499 | A | 3 | | | ARR | - | * * | UNDERGRAD RESEARCH |
| >>>> | I BUS | 560 | A | 3 | | | T T H | 130-320 | BLM 307 | MULTINAL BUS MGT |

71

W = WRITING COURSE MEETING A & B REQUIREMENT H = HONORS # = "PERMISSION SIGNATURE" % = NEW COURSE (SEE FRONT OF TIME SCHEDULE)
>>> ENROLLMENT IN THIS SECTION IS LIMITED, AND STUDENTS MUST OBTAIN ENTRY CARDS. THE SCHEDULE LINE NUMBER IS PRINTED ON THE ENTRY CARD AND MUST BE MARKED ON THE OF-SCAN REGISTRATION FORM, BOTH THE OF-SCAN FORM AND CARD MUST BE TURNED IN TO REGISTER.

W = WRITING COURSE MEETING A & B REQUIREMENT H = HONORS # = "PERMISSION SIGNATURE" % = NEW COURSE (SEE FRONT OF TIME SCHEDULE)
>>> ENROLLMENT IN THIS SECTION IS LIMITED, AND STUDENTS MUST OBTAIN ENTRY CARDS. THE SCHEDULE LINE NUMBER IS PRINTED ON THE ENTRY CARD AND MUST BE MARKED ON THE OF-SCAN REGISTRATION FORM, BOTH THE OF-SCAN FORM AND CARD MUST BE TURNED IN TO REGISTER.

| | | | | | | | | | |
|-----------------------------|-----------|-------|-----|------|------------|---------|--|----------|--|
| 4948 | DPHGT 491 | B | 3 | N M | 900-1020 | BLM 204 | B A MAJORS ONLY | | |
| 4949 | DPHGT 501 | C | 3 | T TH | 1030-1150 | BLM 204 | D A MAJORS ONLY | | |
| 4950 | DPHGT 501 | D | 3 | N M | 1200-120 | BLM 204 | D A MAJORS ONLY | | |
| 4951 | DPHGT 501 | E | 3 | T TH | 130-250 | BLM 204 | D A MAJORS ONLY | | |
| 4968 | DPHGT 493 | A | 4 | T TH | 530-650 PM | BLM 204 | D A MAJORS ONLY | | |
| 4969 | DPHGT 485 | A | 4 | T TH | 830-1020 | BLM 207 | INT TO SYS DYNAMICS D A PRIORITY JRS & ABOVE | | |
| >>>> | DPHGT 499 | A | 3 | ARR | - | | UNDERGRAD RESEARCH | | |
| >>>> | DPHGT 500 | A | 3 | N M | 130-320 | BLM 302 | INTRO TO OPER MGT | | |
| >>>> | DPHGT 517 | A | 3 | N M | 330-520 | BLM 203 | NATS MGT & PROD SCH | | |
| >>>> | DPHGT 522 | A | 3 | T | 130-320 | BLM 211 | SERV SYS DESIGN | | |
| >>>> | DPHGT 571 | A | 3 | ARR | - | | RSRCH REPORTS | | |
| >>>> | DPHGT 572 | A | 3 | ARR | - | | RSRCH REPORTS | | |
| >>>> | DPHGT 582 | A | 3 | T TH | 330-520 | BLM 306 | ANALYTICAL MODELS | | |
| >>>> | DPHGT 599 | A | 3 | ARR | - | | DOCTRL SM DPHGT | | |
| >>>> | DPHGT 600 | A | VAR | ARR | - | | INDEPNOMT STDY/RSCH | | |
| QUANTITATIVE METHODS | | | | | | | | | |
| 4992 | QNETH 200 | A | 2 | T TH | 1230-120 | KNE 120 | COMPUTER PROGRAMMING NO FRESHMEN SDPH & JR PRIORITY | DIENR,G. | |
| 4994 | QNETH 200 | AA QZ | | F | 730-820 | BLM 402 | NO FRESHMEN SDPH & JR PRIORITY | | |
| 4995 | QNETH 200 | AB QZ | | F | 830-920 | BLM 402 | NO FRESHMEN SDPH & JR PRIORITY | | |
| 4996 | QNETH 200 | AC QZ | | F | 930-1020 | BLM 402 | NO FRESHMEN SDPH & JR PRIORITY | | |
| 4997 | QNETH 200 | AD QZ | | F | 1030-1120 | BLM 402 | NO FRESHMEN SDPH & JR PRIORITY | | |
| 4998 | QNETH 200 | AE QZ | | F | 1130-1220 | BLM 402 | NO FRESHMEN SDPH & JR PRIORITY | | |
| 4999 | QNETH 200 | AF QZ | | F | 1230-120 | BLM 402 | NO FRESHMEN SDPH & JR PRIORITY | | |
| 5000 | QNETH 200 | AG QZ | | F | 130-220 | BLM 402 | NO FRESHMEN SDPH & JR PRIORITY | | |
| 5001 | QNETH 200 | AH QZ | | F | 230-320 | BLM 402 | NO FRESHMEN SDPH & JR PRIORITY | | |
| 5002 | QNETH 200 | AI QZ | | F | 330-420 | BLM 402 | NO FRESHMEN SDPH & JR PRIORITY | | |
| 5003 | QNETH 200 | AJ QZ | | F | 430-520 PM | BLM 402 | NO FRESHMEN SDPH & JR PRIORITY | | |
| 5004 | QNETH 200 | U | 2 | T TH | 530-620 PM | BLM 309 | NO FRESHMEN SDPH & JR PRIORITY | | |
| 5005 | QNETH 201 | A | 4 | T TH | 830-920 | SHI 120 | INTRO TO STAT METH NO FRESHMAN SDPH & JR PRIORITY | | |
| 5006 | QNETH 201 | AA QZ | | M F | 730-820 | BLM 314 | NO FRESHMEN SDPH & JR PRIORITY | | |
| 5007 | QNETH 201 | AB QZ | | M F | 830-920 | BLM 314 | NO FRESHMEN SDPH & JR PRIORITY | | |
| 5008 | QNETH 201 | AC QZ | | M F | 930-1020 | BLM 209 | NO FRESHMEN SDPH & JR PRIORITY | | |
| 5009 | QNETH 201 | AD QZ | | T TH | 1030-1120 | BLM 304 | NO FRESHMEN SDPH & JR PRIORITY | | |
| 5010 | QNETH 201 | AE QZ | | M F | 1030-1120 | BLM 309 | NO FRESHMEN SDPH & JR PRIORITY | | |
| 5011 | QNETH 201 | AF QZ | | T TH | 1130-1220 | BLM 304 | NO FRESHMEN SDPH & JR PRIORITY | | |
| 5012 | QNETH 201 | AG QZ | | T TH | 1230-120 | BLM 304 | NO FRESHMEN SDPH & JR PRIORITY | | |
| 5013 | QNETH 201 | AH QZ | | T TH | 130-220 | BLM 304 | NO FRESHMEN SDPH & JR PRIORITY | | |
| 5014 | QNETH 304 | A | 4 | T TH | 830-1020 | BLM 411 | BUSINESS INFO SYS D A PRIORITY JRS & ABOVE | | |
| 5015 | QNETH 304 | B | 4 | T TH | 230-420 | BLM 207 | B A PRIORITY JRS & ABOVE | | |
| 5016 | QNETH 350 | A | 4 | N M | 830-1020 | BLM 414 | QUANTITATIVE ANAL CR/NC ONLY D A PRIORITY JRS & ABOVE | | |
| 5017 | QNETH 350 | B | 4 | T TH | 830-1020 | BLM 414 | QUANTITATIVE ANAL CR/NC ONLY D A PRIORITY JRS & ABOVE | | |

| | | | | | | | | | |
|---------------------|------------|-------|------|-----|-----------------------|----------------------|--|----------------------------|--|
| >>>> | D HYG 497 | A | VAR | ARR | - | | DIR STDY IN D HYG CR/NC ONLY CR/NC ONLY EFDA SEMINAR | CAMERON,L | |
| 5047 | D HYG 497 | B | VAR | ARR | - | | DIR STDY IN D HYG CR/NC ONLY CR/NC ONLY EFDA SEMINAR | CAMERON,L | |
| 5048 | D HYG 565 | A | 3 | ARR | - | | ADV CLIN D HYG PRAC CR/NC ONLY | | |
| 5049 | D HYG 594 | A | 3 | ARR | - | | PRIN OF TEACH D HYG | | |
| 5050 | D HYG 595 | A | 3-10 | ARR | - | | INTERNSHIP DM EDUC | | |
| DENTISTRY | | | | | | | | | |
| 5058 | DENT 550P | A | 2 | ARR | - | | P-SPEC STUDIES DENT CR/NC ONLY SPECIAL PROJECTS CR/NC ONLY GERIATRIC DENTISTRY | STIEFEL,D. | |
| 5059 | DENT 550P | B | 1 | ARR | - | | P-SPEC STUDIES DENT CR/NC ONLY SPECIAL PROJECTS CR/NC ONLY GERIATRIC DENTISTRY | BRUDVIK,J. KIYAK,A. | |
| 5060 | DENT 551P | A | 1 | ARR | - | | P-PHS CR/NC ONLY | HILLER,R. | |
| 5061 | DENT 565 | A | 2 | T | 130-300 | MSD T635 | DENTAL PHOTOGRAPHY | | |
| 5062 | DENT 645P | A | 2 | ARR | - | | P-HOSP ROTATION | HYALL,R. | |
| 5063 | DENT 651P | A | 6 | ARR | - | | P-ANESTHESIA ROTAT CR/NC ONLY | HYALL,R. | |
| 5064 | DENT 652P | A | 4 | ARR | - | | P-CLINICAL MEDICINE CR/NC ONLY | HYALL,R. | |
| 5065 | DENT 660 | A | 2 | T | 830-1130 | | TMJ DIAG AND TREAT | MOFFETT,P. | |
| 5066 | DENT 700 | A | VAR | ARR | - | | MASTERS THESIS | | |
| ENDODONTICS | | | | | | | | | |
| 5067 | ENDD 531P | A | 4 | T F | 830-920 | MSD T439 | P-ENDD TECHNIC | PITTS,D. | |
| 5068 | ENDD 531P | AM LB | | T F | 930-1200 | MSD D165 | P-ENDD TECHNIC | P.H.S.D | |
| >>>> | ENDD 550P | A | VAR | ARR | - | | P-DIR STDYS ENDD CR/NC ONLY | | |
| 5070 | ENDD 563 | A | 2 | ARR | - | | RADIOG INTERP | HARRINGTON,G | |
| 5071 | ENDD 580 | A | 2 | ARR | - | | ENDODONTIC SEMINAR | HARRINGTON,G | |
| 5072 | ENDD 584 | A | 2 | ARR | - | | ENDODONTIC SEMINAR | HARRINGTON,G | |
| 5073 | ENDD 590 | A | 2 | ARR | - | | TREATMENT PLAN SEM | HARRINGTON,G | |
| 5074 | ENDD 593 | A | 1 | ARR | - | | CLIN PRACTICE TEACH | | |
| 5075 | ENDD 600 | A | VAR | ARR | - | | INDEPNOMT STDY/RSCH | | |
| 5076 | ENDD 630P | A | 1 | ARR | - | | P-CLINICAL ENDDONTCS | | |
| 5077 | ENDD 660 | A | 4 | ARR | - | | CLINICAL ENDDONTCS | | |
| ORAL BIOLOGY | | | | | | | | | |
| >>>> | ORALB 449 | A | VAR | ARR | - | | UNDERGRAD RESEARCH CR/NC ONLY | | |
| 5079 | ORALB 520P | A | 3 | N M | 1130-1220 930-1020 | MSD D209 MSD D209 | P-PLAQUE & DISEASE | BIRDSELL,D. ROBINOVITCH | |
| 5080 | ORALB 521P | A | 2-3 | M F | 830-1020 | MSD T747 | P-ORAL PATHOLOGY | MORTON,T. | |
| >>>> | ORALB 550P | A | VAR | ARR | - | | P-DIR STDYS ORALB CR/NC ONLY | | |
| 5082 | ORALB 560 | A | 2-3 | ARR | - | | DENTAL CARRIES | BIRDSELL,D. ROBINOVITCH | |
| 5083 | ORALB 562 | A | 1-5 | ARR | - | | ORAL BIOL TEACHING | | |
| 5084 | ORALB 565 | A | 1-3 | ARR | - | | CLIN ORAL PATHOLOGY | MORTON,T. | |
| 5085 | ORALB 566 | A | 2-4 | ARR | - | | SURG ORAL PATHOLOGY | MORTON,T. | |

W - WRITING COURSE MEETING A & B REQUIREMENT H - HONORS # - PERMISSION SIGNATURE % - NEW COURSE (SEE FRONT OF THE SCHEDULE)
 >>> ENROLLMENT IN THIS SECTION IS LIMITED, AND STUDENTS MUST OBTAIN ENTRY CARDS. THE SCHEDULE LINE NUMBER IS PRINTED ON THE ENTRY CARD AND MUST BE MARKED ON THE O-SCAN REGISTRATION FORM. BOTH THE O-SCAN FORM AND CARD MUST BE TURNED IN TO REGISTER.

W - WRITING COURSE MEETING A & B REQUIREMENT H - HONORS # - PERMISSION SIGNATURE % - NEW COURSE (SEE FRONT OF THE SCHEDULE)
 >>> ENROLLMENT IN THIS SECTION IS LIMITED, AND STUDENTS MUST OBTAIN ENTRY CARDS. THE SCHEDULE LINE NUMBER IS PRINTED ON THE ENTRY CARD AND MUST BE MARKED ON THE O-SCAN REGISTRATION FORM. BOTH THE O-SCAN FORM AND CARD MUST BE TURNED IN TO REGISTER.

SCHOOL OF DENTISTRY

| Sched. Line No. | DEPARTMENT | COURSE ITEM | SECTION | CREDITS | TIME | | LOCATION | TITLE AND REMARKS | INSTRUCTOR |
|----------------------|------------|-------------|---------|---------|------|----------|----------|--------------------------------|--------------|
| | | | | | Day | Hour | | | |
| 5086 | ORALB | 566 | A | 2 | ARR | - | | BIDMINERALIZATION | MORARD, G. |
| 5087 | ORALB | 570 | A | 1-3 | ARR | - | | SEMINAR ORAL PATH | MORTON, T. |
| 5088 | ORALB | 575 | A | 1-3 | ARR | - | | ORAL BIOLOGY SHMR CR/NC ONLY | |
| 5089 | ORALB | 578 | A | 2-4 | ARR | - | | RESEARCH TECHNIQUES | |
| 5090 | ORALB | 581 | A | 1-3 | ARR | - | | SECR PRC EXCRM GLMD | |
| 5092 | ORALB | 600 | A | VAR | ARR | - | | INDEPNOMT STDY/RSCH | |
| 5093 | ORALB | 700 | A | VAR | ARR | - | | MASTERS THESIS | |
| 5094 | ORALB | 800 | A | VAR | ARR | - | | DOCTORAL DISSERTATN | |
| ORAL MEDICINE | | | | | | | | | |
| >>>> | DRALM | 449 | A | VAR | ARR | - | | DIR STDY DOTP CR/NC ONLY | |
| 5095 | DRALM | 525P | A | 3 | H | 230-420 | HSB T733 | P-D H H D | RUMBERG, H. |
| 5096 | DRALM | 540P | A | 3 | T TH | 800-850 | HSB T479 | P-DRALM CLIN CONF | HIDDAUGH, D. |
| >>>> | DRALM | 550P | A | VAR | ARR | - | | P-DR STDYS IN D D CR/NC ONLY | |
| 5098 | DRALM | 550P | C | 2 | ARR | - | | CR/NC ONLY | TRUENOVE, E. |
| 5099 | DRALM | 550P | D | 1 | ARR | - | | ORAL MED LIT REVIEW CR/NC ONLY | HIDDAUGH, D. |
| | | | | | | | | DENTAL RADIOLOGY | |
| 5100 | DRALM | 560 | A | 3 | ARR | - | | ADV DIAG TECH | SONNERS, E. |
| 5101 | DRALM | 565 | A | VAR | ARR | - | | ORAL M CLIN CONF | TRUENOVE, E. |
| 5102 | DRALM | 570 | A | 3 | ARR | - | | ORL MED AND THERAPY | SONNERS, E. |
| 5103 | DRALM | 576 | A | 2 | ARR | - | | ORAL MED LIT REVIEW | TRUENOVE, E. |
| 5104 | DRALM | 600 | A | VAR | ARR | - | | INDEPNOMT STDY/RSCH CR/NC ONLY | TRUENOVE, E. |
| 5105 | DRALM | 640P | A | 2 | H | 930-430 | | P-ADV CLINIC DOTP | |
| 5106 | DRALM | 640P | B | 2 | T | 930-430 | | | |
| 5107 | DRALM | 640P | C | 2 | N | 930-430 | | | |
| 5108 | DRALM | 640P | D | 2 | TH | 930-430 | | | |
| 5109 | DRALM | 640P | E | 2 | F | 930-430 | | | |
| 5110 | DRALM | 650P | A | 3 | ARR | - | | P-DRALM CLIN ELECT CR/NC ONLY | SONNERS, E. |
| | | | | | | | | CLINICAL DRALM CR/NC ONLY | TRUENOVE, E. |
| 5111 | DRALM | 650P | B | VAR | ARR | - | | SPECIAL EXTRAMURALS CR/NC ONLY | TRUENOVE, E. |
| 5112 | DRALM | 650P | C | 2 | ARR | - | | COAST GUARD | TRUENOVE, E. |
| 5113 | DRALM | 660 | A | 1-4 | ARR | - | | ROTAT IN MED DISCIP CR/NC ONLY | SONNERS, E. |
| 5114 | DRALM | 665 | A | VAR | ARR | - | | ORAL M CLINIC | TRUENOVE, E. |
| 5115 | DRALM | 670 | A | 1-4 | ARR | - | | CL ORAL DIAG TEACH | SONNERS, E. |
| ORAL SURGERY | | | | | | | | | |
| >>>> | D S | 530P | A | 2 | T | 730-820 | HSB T739 | P-ORAL SURGERY | GENRIG, J. |
| >>>> | D S | 550P | A | VAR | ARR | - | | P-DR STDYS IN D S CR/NC ONLY | |
| 5116 | D S | 550P | B | 8 | ARR | - | | UNIVERSITY HOSPITAL | |
| 5119 | D S | 560 | A | 2 | T | 330-520 | HSB T360 | DENTAL SEDATION | |
| 5120 | D S | 630P | A | 1 | H | 930-1200 | | P-D S CLINIC | |
| 5121 | D S | 630P | B | 1 | T | 930-1200 | | | |
| 5122 | D S | 630P | C | 1 | N | 930-1200 | | | |
| 5123 | D S | 630P | D | 1 | TH | 930-1200 | | | |
| 5124 | D S | 630P | E | 1 | F | 930-1200 | | | |
| 5125 | D S | 630P | F | 1 | H | 130-430 | | | |
| 5126 | D S | 630P | G | 1 | T | 130-430 | | | |
| 5127 | D S | 630P | H | 1 | N | 130-430 | | | |
| 5128 | D S | 630P | I | 1 | TH | 130-430 | | | |
| 5129 | D S | 630P | J | 1 | F | 130-430 | | | |
| 5130 | D S | 651P | A | 10 | ARR | - | | P-HARBORVIEN ROTAT CR/NC ONLY | WORTHINGTON |
| 5131 | D S | 652P | A | 10 | ARR | - | | P-TEXAS ROTATION CR/NC ONLY | WORTHINGTON |

74

| Sched. Line No. | DEPARTMENT | COURSE ITEM | SECTION | CREDITS | TIME | | LOCATION | TITLE AND REMARKS | INSTRUCTOR |
|-----------------------|------------|-------------|---------|---------|------|-----------|----------|---|----------------|
| | | | | | Day | Hour | | | |
| 5174 | PERIO | 582 | A | 1 | TH | 830-920 | HSB T635 | TREATMNT PLANN SHMR | |
| 5175 | PERIO | 585 | A | 1 | T | 830-920 | HSB T635 | PERIOD THERAPY SHMR | |
| 5176 | PERIO | 585 | A | 1 | F | 830-920 | HSB T635 | LONGITUDINAL PERIO | |
| 5177 | PERIO | 587 | A | 1 | W | 830-920 | HSB T635 | PERIO DIS RES SEN CR/NC ONLY | |
| 5178 | PERIO | 592 | A | 1 | ARR | - | | PRESCRIPTION SURG | |
| 5179 | PERIO | 600 | A | VAR | ARR | - | | INDEPNOMT STDY/RSCH | |
| 5180 | PERIO | 630P | A | 1 | M | 930-1200 | | P-PERIOD CLINIC | |
| 5181 | PERIO | 630P | B | 1 | N | 930-1200 | | | |
| 5182 | PERIO | 630P | C | 1 | TH | 930-1200 | | | |
| 5183 | PERIO | 630P | D | 1 | N | 130-430 | | | |
| 5184 | PERIO | 630P | E | 1 | T | 130-430 | | | |
| 5185 | PERIO | 630P | F | 1 | M | 130-430 | | | |
| 5186 | PERIO | 630P | G | 1 | TH | 130-430 | | | |
| 5187 | PERIO | 630P | H | 1 | F | 130-430 | | | |
| 5188 | PERIO | 640P | A | 1 | M | 930-1200 | | P-ADV PERIOD CLINIC | |
| 5189 | PERIO | 640P | B | 1 | T | 930-1200 | | | |
| 5190 | PERIO | 640P | C | 1 | N | 930-1200 | | | |
| 5191 | PERIO | 640P | D | 1 | TH | 930-1200 | | | |
| 5192 | PERIO | 640P | E | 1 | F | 930-1200 | | | |
| 5193 | PERIO | 640P | F | 1 | N | 130-430 | | | |
| 5194 | PERIO | 640P | G | 1 | T | 130-430 | | | |
| 5195 | PERIO | 640P | H | 1 | M | 130-430 | | | |
| 5196 | PERIO | 640P | I | 1 | TH | 130-430 | | | |
| 5197 | PERIO | 640P | J | 1 | F | 130-430 | | | |
| 5198 | PERIO | 656P | A | 2 | F | 800-1200 | | P-SENR PERIO ELECT | BAAD, D. |
| 5199 | PERIO | 660 | A | 2-6 | ARR | - | | CLIN PERIODONTICS | |
| 5200 | PERIO | 665 | A | VAR | ARR | - | | CLINCL PRCTICE TEACH | SAPKOS, S. |
| PROSTHODONTICS | | | | | | | | | |
| 5201 | PROS | 520P | A | 3 | T F | 730-920 | HSB D209 | P-COMPLETE DENTURES | TOOLSON, L. B. |
| 5202 | PROS | 530P | A | 1 | H | 1130-1220 | HSB D209 | P-NIGHT DNTR PATINTS | BRUDVIK, J. |
| >>>> | PROS | 550P | A | VAR | ARR | - | | P-DR STDYS PROS CR/NC ONLY | |
| 5204 | PROS | 560 | A | 2 | ARR | - | | COMPLETE DENTURES | SMITH, D. E. |
| 5205 | PROS | 564 | A | 2 | ARR | - | | DEFIN ADJ MAX APPLS | BEDER, D. E. |
| 5206 | PROS | 571 | A | 2 | ARR | - | | PROSTHODONTICS SHMR | SMITH, D. |
| 5207 | PROS | 574 | A | 1 | ARR | - | | PROS VISUAL AIDS | SMITH, D. |
| 5208 | PROS | 580 | A | 2 | ARR | - | | PROS DENT MATERIALS | SMITH, D. E. |
| 5209 | PROS | 600 | A | VAR | ARR | - | | INDEPNOMT STDY/RSCH | BRUDVIK, J. |
| 5210 | PROS | 620P | A | 3 | T F | 930-1220 | | P-CL COMP DENT | TOOLSON, L. B. |
| 5211 | PROS | 630P | A | 1 | ARR | - | | P-CLINICAL PROS | FRANK, R. P. |
| 5212 | PROS | 640P | A | 1 | ARR | - | | P-CL PROS MAINTNCE | FRANK, R. P. |
| 5213 | PROS | 650P | A | 1 | H | 930-430 | | P-EXTRAMURALS PROS CR/NC ONLY | BRUDVIK, J. |
| 5214 | PROS | 650P | C | 2 | T | 930-1200 | | NURSING HOME PRACTICE TEACHING CR/NC ONLY | TOOLSON, B. |
| 5215 | PROS | 650P | D | 1 | TH | 930-430 | | PRACTICE TEACHING CR/NC ONLY | BRUDVIK, J. |
| 5216 | PROS | 650P | E | 2 | T | 130-430 | | NURSING HOME PRACTICE TEACHING CR/NC ONLY | TOOLSON, B. |
| 5217 | PROS | 650P | F | 2 | F | 130-430 | | PRACTICE TEACHING CR/NC ONLY | |
| 5218 | PROS | 660 | A | 2 | ARR | - | | CLINICAL PROS | SMITH, D. |
| 5219 | PROS | 663 | A | 1 | ARR | - | | OBTRS SPEECH APPLS | BEDER, D. E. |
| 5220 | PROS | 665 | A | 1 | ARR | - | | CLIN PRACT TEACH | |
| 5221 | PROS | 670 | A | 4 | ARR | - | | ADV CLIN PROS | SMITH, D. E. |

ORTHODONTICS

| | | | | | | | | | | |
|------|-----------|-----------|-----|---|-----|----------|--|--|---------------------------------|---------|
| >>>> | ORTH 449 | A | VAR | > | ARR | - | | | DIR STDS IN ORTHO CR/NC ONLY | |
| >>>> | ORTH 550P | A | VAR | > | ARR | - | | | P-DIR STDS ORTHO CR/NC ONLY | |
| | 5138 | ORTH 550P | B | | T | 030-1020 | | | DENTAL PHOTOGRAPHY FOR HYGIENCE | |
| | 5135 | ORTH 560 | A | | ARR | - | | | ORTH SEMINAR | |
| | 5136 | ORTH 562 | A | | ARR | - | | | ORTH THEORY | |
| | 5137 | ORTH 570 | A | | ARR | - | | | ROENTGNER CEPHALMTRY | |
| | 5130 | ORTH 575 | A | | ARR | - | | | POSTRETENTION SEM | |
| | 5139 | ORTH 580 | A | | ARR | - | | | OROFACIAL BIOLOGY | |
| | 5140 | ORTH 582 | A | | H | 130-500 | | | ADULT ORTHO | |
| | 5141 | ORTH 585 | A | | T | 100-230 | | | SURG ORTHO | |
| | | | | | T | 230-430 | | | | |
| | 5142 | ORTH 599 | A | | ARR | - | | | PRECLINIC TECHNIQUE | |
| | 5143 | ORTH 600 | A | | ARR | - | | | INDEPNENT STDY/RSCH | |
| >>>> | ORTH 630P | A | | > | M | 130-420 | | | P-ORTH CLINIC | HALL,S. |
| >>>> | ORTH 630P | B | | > | TH | 130-420 | | | 1ST 5 WKS ONLY | HALL,S. |
| >>>> | ORTH 630P | C | | > | M | 130-420 | | | 2ND 5 WKS ONLY | HALL,S. |
| >>>> | ORTH 630P | D | | > | TH | 130-430 | | | SECOND 5 WKS ONLY | HALL,S. |
| >>>> | ORTH 651P | A | | > | M | 930-1200 | | | P-ADJ ORTHO CLINIC | |
| | 5149 | ORTH 651P | B | | M | 930-1200 | | | | |
| | 5150 | ORTH 660 | A | | ARR | - | | | CLINICAL ORTHO | |

PEDODONTICS

| | | | | | | | | | | |
|------|-----------|-----------|-----|---|-----|----------|--|--|-------------------------------|----------|
| >>>> | PEOD 550P | A | VAR | > | ARR | - | | | P-DIR STDS PEDO CR/NC ONLY | |
| | 5152 | PEOD 550P | B | | ARR | - | | | ADVANCED PEDODONTICS | DAVIS,J. |
| >>>> | PEOD 630P | A | | > | T | 930-1200 | | | P-CLINICAL PEDO | |
| >>>> | PEOD 630P | B | | > | H | 930-1200 | | | | |
| >>>> | PEOD 630P | C | | > | TH | 930-1200 | | | | |
| >>>> | PEOD 630P | D | | > | F | 930-1200 | | | | |
| >>>> | PEOD 630P | E | | > | H | 130-430 | | | | |
| >>>> | PEOD 630P | F | | > | T | 130-420 | | | | |
| >>>> | PEOD 630P | G | | > | H | 130-430 | | | | |
| >>>> | PEOD 630P | H | | > | TH | 130-430 | | | | |
| >>>> | PEOD 640P | A | | > | H | 930-430 | | | P-JOE WHITING CLINIC | |
| >>>> | PEOD 640P | B | | > | T | 930-430 | | | FIRST 3 WEEKS ONLY | |
| >>>> | PEOD 640P | C | | > | M | 930-430 | | | 1ST 3 WKS ONLY | |
| >>>> | PEOD 640P | D | | > | T | 930-430 | | | 2ND 3 WKS ONLY | |
| >>>> | PEOD 640P | E | | > | H | 930-430 | | | 2ND 3 WKS ONLY | |
| >>>> | PEOD 640P | F | | > | T | 930-430 | | | 3RD 3 WKS ONLY | |
| | 5167 | PEOD 650P | D | | ARR | - | | | P-PEDO EXTRAMURALS CR/NC ONLY | |
| | | | | | | | | | JOE WHITING HONORS | |

PERIODONTICS

| | | | | | | | | | | |
|------|------------|------------|-----|---|-----|----------|----------|--|------------------------------|-------------|
| >>>> | PERIO 449 | A | VAR | > | ARR | - | | | DIR STDS IN PERIO CR/NC ONLY | |
| | 5165 | PERIO 530P | A | | TH | 730-920 | HSB 0209 | | P-PERIODONTICS | SELIPSKY,H. |
| >>>> | PERIO 550P | A | VAR | > | ARR | - | | | P-DIR STDS PERIO CR/NC ONLY | |
| | 5172 | PERIO 561 | A | | H | 930-1120 | HSB T635 | | PERIODNTL CASE MNGT | |
| | 5174 | PERIO 574 | A | | T | 930-1130 | HSB T635 | | ORAL MICROBIOLOGY | |
| | 5175 | PERIO 577 | A | | H | 130-420 | HSB T635 | | REVIEW OF LIT | |

RESTORATIVE DENTISTRY

| | | | | | | | | | | |
|------|------------|-------|-----|---|-----|-----------|----------|--|-------------------------------|-------------------------|
| 5224 | RES D 515P | A | 3 | | T | 130-220 | HSB T733 | | P-DENTAL ANATOMY | |
| | | | | | T | 130-220 | HSB T739 | | | TOMSENDA,J. |
| | | | | | F | 230-420 | HSB D165 | | | ANDERSON,J.M. |
| 5224 | RES D 520P | AM LB | | | H | 1130-1220 | HSB D209 | | P-INTRD OPER DENT | |
| 5225 | RES D 520P | AM LB | 2 | | H | 130-420 | HSB D165 | | | |
| 5226 | RES D 525P | AM LB | 3 | | TH | 730-920 | HSB T439 | | P-FIXED PROS | BALES,D. |
| 5227 | RES D 525P | AM LB | | | TH | 930-1220 | HSB D165 | | | |
| | | | | | TH | 130-420 | HSB D165 | | | |
| 5228 | RES D 530P | A | 2 | | H | 730-920 | HSB T435 | | P-RESTORATIVE DENT | MORRISON,K. |
| >>>> | RES D 550P | A | VAR | > | ARR | - | | | P-DIR STDS IN RESD CR/NC ONLY | |
| 5230 | RES D 570 | A | 1 | | ARR | - | | | LITERATURE REVIEW | HARPER,R. |
| 5231 | RES D 580 | A | 1 | | ARR | - | | | TREATMENT PLANNING | YUDELIS,R. |
| 5232 | RES D 588 | A | 2 | | ARR | - | | | MAST ANAL DCCL ADJ | HARNICK,M. WEAVER,J. |
| 5233 | RES D 590 | A | 2 | | ARR | - | | | GNATHOLOGY | HARPER,R. YUDELIS,R. |
| 5234 | RES D 600 | A | VAR | > | ARR | - | | | INDEPNENT STDY/RSCH | NICHOLS |
| 5235 | RES D 630P | A | 2 | | ARR | - | | | P-RES DENT CLINIC | HARNICK,M. |
| 5236 | RES D 640P | A | 3 | | ARR | - | | | P-ADV RES D CLINIC | HILLS,R. |
| >>>> | RES D 645P | A | 4 | > | H | 800-500 | | | P-ADP | |
| >>>> | RES D 645P | D | 4 | > | T | 800-500 | | | | |
| >>>> | RES D 645P | C | 4 | > | H | 800-500 | | | | |
| >>>> | RES D 645P | D | 4 | > | TH | 800-500 | | | | |
| >>>> | RES D 645P | E | 4 | > | F | 800-500 | | | | |
| 5242 | RES D 660 | A | 2-6 | | ARR | - | | | ORAL REHABILITATION | |

COLLEGE OF EDUCATION**INDEPENDENT STUDY, RESEARCH, AND FIELD EXPERIENCES**

| | | | | | | | | | | |
|------|----------|---|------|---|-----|---------|---------|--|---|--------------------------|
| >>>> | EDUC 301 | A | 3 | > | M | 330-420 | MLR 302 | | INTR COXM SERV ACT CR/NC ONLY | KALTSOUNIS |
| | | | | | | | | | FIELD ASSIGNMENT * ENTRY CARDS MLR 211 | |
| | | | | | | | | | SECONDRY PREPROGRM ONLY | KALTSOUNIS |
| >>>> | EDUC 301 | B | 3 | > | TH | 330-420 | MLR 302 | | CR/NC ONLY | KALTSOUNIS |
| | | | | | | | | | ENTRY CARDS MLR 211 | |
| | | | | | | | | | FIELD ASSIGNMENT * ELEM PREPROGRAM ONLY | KALTSOUNIS |
| >>>> | EDUC 301 | C | 3 | > | TH | 330-520 | SAV 314 | | CR/NC ONLY | KALTSOUNIS |
| | | | | | | | | | ENTRY CARDS MLR 211 | |
| | | | | | | | | | FIELD ASSIGNMENT * SEPT PREPROGRAM ONLY | |
| >>>> | EDUC 301 | D | 3 | > | F | 330-420 | MUS 313 | | CR/NC ONLY | COOPER,E. JUSSELLA,C. |
| | | | | | | | | | ENTRY CARDS MUS 031 | |
| | | | | | | | | | MUSIC MAJORS ONLY | |
| | | | | | | | | | PROGRAM FIELD ASSIGNMT | |
| >>>> | EDUC 302 | A | 3-6 | > | ARR | - | | | INTR PRACT TCHNGT CR/NC ONLY | FOSTER |
| | | | | | | | | | ENTRY CARDS MLR 211 | |
| | | | | | | | | | TEPFO ELEMENTARY ONLY | |
| | | | | | | | | | PLUS SEMINAR 28599 | DLSTAD |
| >>>> | EDUC 302 | B | 3-6 | > | ARR | - | | | CR/NC ONLY | |
| | | | | | | | | | ENTRY CARDS MLR 211 | |
| | | | | | | | | | TEPFO SECONDARY ONLY | |
| | | | | | | | | | PLUS SEMINAR | |
| >>>> | EDUC 401 | A | 3-10 | > | ARR | - | | | PRACT COXM SERV ACT CR/NC ONLY | KALTSOUNIS |
| | | | | | | | | | ENTRY CARDS MLR 211 | |
| | | | | | | | | | WEEKLY SEMINAR | |
| >>>> | EDUC 402 | A | 5-10 | > | ARR | - | | | PRACT TCHNGT-PRIM CR/NC ONLY | FOSTER |
| | | | | | | | | | ENTRY CARDS MLR 211 | |
| | | | | | | | | | TEPFO ONLY | |
| >>>> | EDUC 402 | B | 5-10 | > | ARR | - | | | CR/NC ONLY | KALTSOUNIS |
| | | | | | | | | | ENTRY CARDS MLR 211 | |
| | | | | | | | | | WEEKLY SEMINAR * | |
| | | | | | | | | | ENTRY CARDS MLR 211 | |

COLLEGE OF EDUCATION

| Sched. Line No. | DEPARTMENT | COURSE | TERM | SECTION | CREDITS | TIME | | LOCATION | TITLE AND REMARKS | INSTRUCTOR |
|-----------------|------------|--------|------|---------|---------|------|------|----------|-------------------|------------|
| | | | | | | Day | Hour | | | |

| | | | | | | | | | | |
|------|------|-----|---|------|---|-----|---|-----|--|--|
| >>>> | EDUC | 403 | A | 5-18 | > | ARR | - | • • | PRACT TCHNGT-INTER CR/NC ONLY ENTRY CARDS MLR 211 | FOSTER |
| >>>> | EDUC | 403 | B | 5-18 | > | ARR | - | • • | TEFFD ONLY CR/NC ONLY ENTRY CARDS MLR 211 WEEKLY SEMINAR • | KALTSOUNIS |
| >>>> | EDUC | 404 | A | 5-18 | > | ARR | - | • • | PRACT TCHNGT-SECND CR/NC ONLY ENTRY CARDS MLR 211 | DLSTAD |
| >>>> | EDUC | 404 | B | 5-18 | > | ARR | - | • • | TEFFD ONLY CR/NC ONLY ENTRY CARDS MLR 211 WEEKLY SEMINAR | KALTSOUNIS |
| >>>> | EDUC | 501 | A | 3-10 | > | ARR | - | • • | ADV PRACT COMM ACT CR/NC ONLY ENTRY CARDS MLR 211 WEEKLY SEMINAR | KALTSOUNIS |
| >>>> | EDUC | 502 | A | 3-18 | > | ARR | - | • • | ADV PRACT TCH E HGT CR/NC ONLY | FOSTER,C. |
| >>>> | EDUC | 502 | B | 3-18 | > | ARR | - | • • | TEFFD ELEMENTARY ONLY CR/NC ONLY ENTRY CARDS MLR 211 | DLSTAD |
| >>>> | EDUC | 502 | C | 3-18 | > | ARR | - | • • | TEFFD SECONDARY ONLY CR/NC ONLY ENTRY CARDS MLR 211 WEEKLY SEMINAR | KALTSOUNIS |
| >>>> | EDUC | 700 | A | VAR | > | ARR | - | • • | MASTERS THESIS CR/NC ONLY ENTRY CARDS MLR 206 | DRISCOLL,J.P. EVANS,E.D. RYCKMAN,D.B. TOSTBERG,R.E. WILLIAMS,D.V. |
| >>>> | EDUC | 800 | A | VAR | > | ARR | - | • • | DOCTORAL DISSERTATN CR/NC ONLY ENTRY CARDS MLR 206 | ABDOTT,R.O. AFLECK,J.G. ANDERSON,R.H. ANDREWS,R.L. BANKS,J.A. DEAL,J.L.L. DILLINGSLEY DOLTON,D.L. DRAMMER,L. BURGESS,C.D. BUTTERFIELD COPE,R.G. OOT,J.L. |

EDUCATIONAL ADMINISTRATION

| | | | | | | | | | | |
|------|-------|-----|---|-----|------|------------|----------|-----|---|---|
| >>>> | EDADH | 499 | A | VAR | > | ARR | - | • • | UNDERGRAD RESEARCH CR/NC ONLY ENTRY CARDS MLR M219 | |
| >>>> | EDADH | 500 | A | VAR | > | ARR | - | • • | FIELD STUDY CR/NC ONLY ENTRY CARDS MLR M219 | |
| 526 | EDADH | 505 | A | 3 | M | 430-620 PM | MLR | 316 | ENV SETTING ED ADM | ESTLER,S. |
| 526 | EDADH | 508 | A | 3 | M | 430-620 PM | SHI | 115 | SCH PLANNING & EVAL | COPE,R. |
| >>>> | EDADH | 519 | A | 1-3 | > | ARR | - | • • | LAB IN ADMIN CR/NC ONLY ENTRY CARDS MLR M219 | OSTRANDER,K. ANDREWS,R.L. DOLTON,D.L. SETTLES,I.L. |
| 526 | EDADH | 537 | A | 3 | T TH | 930-1100 | LCN | 112 | SPC PRDS ED ADM SUP | BEREAND,P. |
| 526 | EDADH | 556 | A | 3 | TH | 500-650 PM | SHI | 111 | CONFLICT MANAGEMENT | OSTRANDER,K. |
| 526 | EDADH | 557 | A | 3 | M | 430-620 PM | SAV M250 | | SHR ADMIN-FINANCE | ANDERSON,R. |
| 527 | EDADH | 571 | A | 3 | T | 430-600 PM | SHI | 111 | SHR HUM REL ED ADM CR/NC ONLY PLUS 15 HOURS | DOLTON,D. |
| >>>> | EDADH | 579 | A | 1-6 | > | ARR | - | • • | INTRNSHP EDADH SUPT CR/NC ONLY ENTRY CARDS MLR M219 | ANDREWS,R.L. ANDERSON,R.H. DOLTON,D. OSTRANDER,K. |

| Sched. Line No. | DEPARTMENT | COURSE | TERM | SECTION | CREDITS | TIME | | LOCATION | TITLE AND REMARKS | INSTRUCTOR |
|-----------------|------------|--------|------|---------|---------|------|------|----------|-------------------|------------|
| | | | | | | Day | Hour | | | |

| | | | | | | | | | | |
|------|-------|-----|---|-----|---|------|------------|----------|---|---------------|
| >>>> | EDCEI | 462 | A | 3 | > | TH | 430-700 PM | MLR 112 | RDNG IN SECND SCH ENTRY CARDS MLR 211 | |
| 5301 | EDCEI | 464 | A | 3 | > | M | 430-620 PM | MLR 104 | ED NATIVE AMER YTH | HARRIS,L. |
| 5302 | EDCEI | 482 | A | 3 | > | M | 430-700 PM | MLR 411 | STILL PHOTOGRAPHY-ED CR/NC ONLY PLUS 2 HR LAB • | HANK |
| 5303 | EDCEI | 483 | A | 4 | > | T TH | 130-300 | MLR 411 | BASIC MOT PIC PROD CR/NC ONLY PLUS 2 HR LAB• | DRISCOLL,J.P. |
| 5304 | EDCEI | 490 | A | 3 | > | TH | 430-700 PM | MLR 424 | SCS SCH TV PROD PLUS LAB | HANK |
| >>>> | EDCEI | 499 | A | 2-5 | > | ARR | - | • • | UNDERGRAD RESEARCH CR/NC ONLY ENTRY CARDS MLR 122 | |
| >>>> | EDCEI | 500 | A | 3/6 | > | ARR | - | • • | FIELD STUDY CR/NC ONLY ENTRY CARDS MLR 122 | |
| 5307 | EDCEI | 530 | A | 3 | > | T | 430-700 PM | MLR 104 | SEM ANAL APPR RDNG | SEDESTA,S.L. |
| >>>> | EDCEI | 532 | A | 3 | > | M | 430-700 PM | MLR 104 | SEM RESEARCH RDNG ENTRY CARDS MLR 122 | SEDESTA,S. |
| 5309 | EDCEI | 541 | A | 4 | > | T | 430-700 PM | MLR 212 | DIL ED,DPG & STRUC | GONZALES,P. |
| 5310 | EDCEI | 556 | A | 3 | > | M | 430-630 PM | MLR 212 | ELEM SCH CURRICULUM | HUNKINS,F. |
| 5311 | EDCEI | 558 | A | 3 | > | T | 430-630 PM | MLR 302B | SECND SCHL CURRIC | GENRKE,N. |
| 5312 | EDCEI | 559 | A | 3 | > | M | 430-630 PM | MLR 212 | PRIM & PRC CURR DVL | HUNKINS,F. |
| 5313 | EDCEI | 568 | U | 3 | > | T | 500-750 PM | SAV 209 | SEM INS CUR MIN YTH | VASQUEZ,J. |
| 5314 | EDCEI | 569 | A | 4 | > | T | 430-700 PM | MLR 302A | ED ETH MINORITY YTH | BANKS,J. |
| 5315 | EDCEI | 572 | A | 1 | > | TH | 400-530 | MLR 216 | CURR ISSUES SCI ED CR/NC ONLY | DLSTAD,R.G. |
| 5316 | EDCEI | 577 | A | 1 | > | TH | 100-200 | SHI 109 | CURR ISSUES MATH ED CR/NC ONLY | KERSH,M. |
| 5317 | EDCEI | 580 | A | 3 | > | M | 430-700 PM | MLR 424F | SHR LRNG RESOURCES | DRISCOLL |
| 5318 | EDCEI | 582 | A | 3 | > | T | 430-700 PM | MLR 411 | LRN RESR SYST INSTR | |
| >>>> | EDCEI | 586 | A | 1 | > | T | 700-900 PM | SHI 111 | CURR ISS COMPUTR CL CR/NC ONLY ENTRY CARDS MLR 201 ALTERNATE WEEKS | |
| 5320 | EDCEI | 589 | A | 1 | > | T | 715-915 PM | MLR 411 | CURR ISSUES ED COM CR/NC ONLY ALTERNATING WEEKS RESTRICTED TO MASTERS & DOCTORAL STUDENTS IN EDUCATIONAL COMMUNICATIONS | HANK |
| >>>> | EDCEI | 599 | A | VAR | > | ARR | - | • • | INDEP STUDIES EDUC CR/NC ONLY ENTRY CARDS MLR 122 | |
| >>>> | EDCEI | 600 | A | VAR | > | ARR | - | • • | INDEPHONT STDY/RSCN CR/NC ONLY ENTRY CARDS MLR 122 | |
| >>>> | EDCEI | 601 | A | 3-9 | > | ARR | - | • • | INTERNSHIP CR/NC ONLY ENTRY CARDS MLR 122 | |

EDUCATIONAL POLICY STUDIES

| | | | | | | | | | | |
|------|-------|-----|----|----|---|---|-----------|---------|---------------------------------------|--------------|
| >>>> | EDEPS | 479 | A | 3 | > | M | 930-1020 | SHI 407 | CRUCIAL ISSUES ED ENTRY CARDS MLR 211 | BURGESS,C.D. |
| >>>> | EDEPS | 479 | AA | QZ | > | T | 1030-1120 | THO 116 | ENTRY CARDS MLR 211 | |
| >>>> | EDEPS | 479 | AB | QZ | > | M | 930-1020 | SHI 111 | ENTRY CARDS MLR 211 | |
| >>>> | EDEPS | 479 | B | 3 | > | M | 1130-1220 | THO 202 | ENTRY CARDS MLR 211 | BURGESS,C.D. |
| >>>> | EDEPS | 479 | BA | QZ | > | T | 1130-1220 | THO 205 | ENTRY CARDS MLR 211 | |
| >>>> | EDEPS | 479 | BB | QZ | > | T | 130-220 | SHI 316 | ENTRY CARDS MLR 211 | |
| >>>> | EDEPS | 479 | BC | QZ | > | M | 130-220 | THO 118 | ENTRY CARDS MLR 211 | |

| Course # | Section | Day | Time | Room | Description | Instructor | |
|---|-----------|-----|-------|------------|---|--|--------------|
| >>> >>> EDADN 599 | A | VAR | | | INDEP STUDIES EDUC CR/NC ONLY ENTRY CARDS MLR H219 | | |
| >>> >>> EDADN 600 | A | VAR | | | INDEPNMT STDY/RSCH CR/NC ONLY ENTRY CARDS MLR H219 | BOLDTON,D.L. ANDREMS,R.L. OSTRANDER,K. JOHNSON ANDERSON,R. | |
| >>> >>> EDADN 601 | A | 3-9 | | | INTERNSHIP CR/NC ONLY ENTRY CARDS MLR H219 | ANDREMS,R.L. BOLDTON,D.L. ESTLER,S. SETTLE,F.I.L. OSTRANDER,K. ANDERSON,R. | |
| EDUCATIONAL CURRICULUM AND INSTRUCTION | | | | | | | |
| >>> >>> EDCEI 317 | A | 3 | T TH | 400-600 | ART IN CHILD ED ENTRY CARDS MLR 211 | SOLBERG KOENIG | |
| >>> >>> EDCEI 319 | A | 3 | M W | 430-620 PM | MUSIC IN CHILD ED ENTRY CARDS MLR 211 | COOPER,E. | |
| >>> >>> EDCEI 320 | A | 3 | T TH | 100-220 | PROGS-COMMUN DISORD ENTRY CARDS MLR 211 | WILLETT,D. | |
| >>> >>> EDCEI 338 | A | 2 | T | 330-520 | THE TCH OF RUSSIAN ENTRY CARDS MLR 211 | | |
| >>> >>> EDCEI 339 | A | 2 | ARR | | TCH OF SCANDINAVIAN CR/NC ONLY ENTRY CARDS MLR 211 | | |
| >>> >>> EDCEI 339 | B | 2 | ARR | | SWEDISH CR/NC ONLY ENTRY CARDS MLR 211 | SJAVIK,J. | |
| >>> >>> EDCEI 340 | A | 3 | T TH | 400-600 | ELEM ART EDUCATION M/EDCEI 317 A ENTRY CARDS MLR 211 | SOLBERG KOENIG | |
| >>> >>> EDCEI 353 | A | 3 | T TH | 1030-1145 | TCH ELEM SCHOOL ENTRY CARDS MLR 211 | | |
| >>> >>> EDCEI 354 | A | 3 | M W | 100-220 | TCH SEC SCHOOL ENTRY CARDS MLR 211 | GENRKE,W. | |
| >>> >>> EDCEI 354 | B | 3 | T TH | 100-220 | ENTRY CARDS MLR 211 | SMITH,J. | |
| >>> >>> EDCEI 355 | A | 3 | M W | 100-230 | LANG ARTS ELEM SCH ENTRY CARDS MLR 211 | HANSEN-KRENI | |
| >>> >>> EDCEI 355 | B | 3 | M W | 100-230 | ENTRY CARDS MLR 211 | | |
| >>> >>> EDCEI 357 | A | 3 | M W | 1000-1120 | PAR 135 THE TCH OF SPEECH ENTRY CARDS MLR 211 | STATON-SPICE | |
| 5286 | EDCEI 360 | A | 3 | T TH | 100-230 | RDNG IN ELEM SCHOOL ENTRY CARDS MLR 211 | MATSUYAMA |
| >>> >>> EDCEI 365 | A | 3 | T TH | 830-945 | SDC STDYS ELEM SCH ENTRY CARDS MLR 211 | | |
| >>> >>> EDCEI 366 | A | 3 | M | 330-600 | SHI 318 TCH SOC STDY-SEC SC W/HST 498 P ENTRY CARDS MLR 211 | | |
| >>> >>> EDCEI 370 | A | 3 | T TH | 1000-1115 | MLR 212 SCIENCE IN ELEM SCH ENTRY CARDS MLR 211 | SMITH,J. | |
| >>> >>> EDCEI 371 | A | 3 | M W F | 830-920 | MLR 212 TCH SCI IN SEC SCH ENTRY CARDS MLR 211 | OLSTAD,R.G. | |
| >>> >>> EDCEI 375 | A | 3 | M W | 230-400 | MLR 212 MATH IN ELEM SCHOOL ENTRY CARDS MLR 211 | BEAL | |
| >>> >>> EDCEI 375 | B | 3 | T TH | 230-400 | MLR 212 ENTRY CARDS MLR 211 | BEAL | |
| 5295 | EDCEI 432 | A | 3 | T | 430-700 PM | MLR 424P EDUC SNOTRK PROD CR/NC ONLY PLUS LAB | HANK |
| 5296 | EDCEI 434 | A | 3 | TH TH | 415-645 | MLR 411 415-645 INTRO COMPUTERS CLA CR/NC ONLY | |
| 5297 | EDCEI 455 | A | 3 | M | 430-700 PM | MLR 112 LANG ARTS-ELEM SCH | HANSEN-KRENI |
| >>> >>> EDCEI 457 | A | 3 | M | 430-700 PM | MLR 112 TEACHING ESL ENTRY CARDS MLR 122 | GONZALES | |
| 5299 | EDCEI 460 | A | 3 | T | 430-700 PM | MLR 112 TCHNG OF READING | |

EDUCATIONAL CURRICULUM AND INSTRUCTION

| Course # | Section | Day | Time | Room | Description | Instructor | |
|-------------------------------|-----------|-----|------|------------|---|--|--|
| >>> >>> EDEPS 479 | C | | | | 230-420 SAV 127 ENTRY CARDS MLR 211 | | |
| >>> >>> EDEPS 479 | CA | | | | 230-320 THO 217 ENTRY CARDS MLR 211 | | |
| >>> >>> EDEPS 479 | CB | | | | 230-320 THO 118 ENTRY CARDS MLR 211 | BURGESS,C.O. | |
| >>> >>> EDEPS 499 | A | VAR | | | | UNDERGRAD RESEARCH CR/NC ONLY | |
| 5344 | EDEPS 501 | A | 3 | M | 430-620 PM | MLR 302A STUDY ED POLICIES | KERR,D. |
| 5345 | EDEPS 502 | A | 3 | M | 430-620 PM | SAV 314 SOCIOI. OF EDUCATION | SAUNDERS,B.O. |
| 5346 | EDEPS 503 | A | 3 | M | 430-620 PM | MLR 316 HIST OF ED THOUGHT | HAUSEN,D. |
| 5347 | EDEPS 504 | A | 3 | TH | 430-620 PM | MLR 302B PHIL OF EDUCATION | TOSTBERG,R.E. |
| 5348 | EDEPS 580 | A | 3 | M | 430-620 PM | SAV 132 SN-RSCH HST OF EDUC | HAUSEN,D. |
| 5349 | EDEPS 586 | A | 3 | T | 400-630 | SMI 318 SHMR EDUC CLASSICS | BURGESS,C. |
| >>> >>> EDEPS 567 | A | 3 | T | 430-620 PM | SAV 326 CONTEMP PHILOS EDUC ENTRY CARDS MLR 309 | TOSTBERG,R.E. | |
| >>> >>> EDEPS 599 | A | VAR | | | | INDEP STUDIES EDUC CR/NC ONLY ENTRY CARDS MLR 309 | |
| >>> >>> EDEPS 600 | A | VAR | | | | INDEPNMT STDY/RSCH CR/NC ONLY ENTRY CARDS MLR 309 | KERR,D.H. SAUNDERS,B.O. TOSTBERG,R.E. HAUSEN,D. BURGESS,C. |
| >>> >>> EDEPS 601 | A | 3-9 | | | | INTERNSHIP CR/NC ONLY ENTRY CARDS MLR 309 | KERR,D.H. SAUNDERS,B.O. TOSTBERG,R.E. HAUSEN,D. BURGESS,C. |
| HIGHER EDUCATION | | | | | | | |
| >>> >>> EDHED 499 | A | 2-5 | | | | UNDERGRAD RESEARCH CR/NC ONLY ENTRY CARDS MLR H205 | |
| 5325 | EDHED 503 | A | 3 | TH | 430-620 PM | MLR 302A COMMUNITY COLLEGE | REITAN,H. |
| 5326 | EDHED 906 | U | 3 | W | 700-900 PM | DEN 205 HIST AMER HIGH EDUC | WILLIAMS,D. |
| 5327 | EDHED 523 | A | 3 | M | 430-620 PM | MLR 302A SH INSTL ANAL PLAN | COPE,R. |
| >>> >>> EDHED 529 | A | 3 | T | 230-420 | MLR 302E RESOURCE ALLOCATION | ESTLER,S. SAUNDERS,L. | |
| 5328 | EDHED 559 | A | 3 | M | 230-420 | MLR 302E SHMR IN HIGHER ED | COPE,R. |
| 5330 | EDHED 559 | B | 3 | W | 430-620 PM | MLR 302E REITAN,H. | COPE,R.G. ESTLER,S.E. REITAN,H.H. SCHILL,H.W. WILLIAMS,D. OLSMANG,S. |
| >>> >>> EDHED 600 | A | VAR | | | | INDEPNMT STDY/RSCH CR/NC ONLY ENTRY CARDS MLR H205 | COPE,R.G. ESTLER,S.E. REITAN,H.H. SCHILL,H.W. WILLIAMS,D. OLSMANG,S. |
| >>> >>> EDHED 601 | A | 3-9 | | | | INTERNSHIP CR/NC ONLY ENTRY CARDS MLR H205 | WILLIAMS,D. REITAN,H.H. OLSMANG,S. COPE,R. ESTLER,S. SCHILL,H.W. |
| EDUCATIONAL PSYCHOLOGY | | | | | | | |
| >>> >>> EDPST 304 | A | 5 | T TH | 830-1020 | MLR 301 EDUC PSYCHOLOGY ENTRY CARDS MLR 211 ELEMENTARY & SECONDARY PLUS 1 HR OZ TO BE ARR | EVANS | |
| >>> >>> EDPST 308 | A | 3 | T TH | 100-220 | MLR 301 EVALUATION IN EDUC ENTRY CARDS MLR 211 ELEMENTARY | ABBOTT,R.O. | |
| 5356 | EDPSY 425 | A | 3 | M | 430-700 PM | MLR 320 RDC DISAB-RNDL TECH CR/NC ONLY | NOLEN,P.A. |
| 5357 | EDPSY 490 | A | 3 | M W F | 1230-120 | SMI 102 BASIC EDUC STATSTCS | KLOCKARS,A.J. |
| 5358 | EDPSY 490 | B | 3 | T TH | 430-550 PM | SAV 249 | PECKMAN,P.D. |

HIGHER EDUCATION

EDUCATIONAL PSYCHOLOGY

W = WRITING COURSE MEETING A & B REQUIREMENT H = HONORS P = "PERMISSION SIGNATURE" N = NEW COURSE (SEE FRONT OF THIS SCHEDULE)
 >>> ENROLLMENT IN THIS SECTION IS LIMITED, AND STUDENTS MUST OBTAIN ENTRY CARDS. THE SCHEDULE LINE NUMBER IS PRINTED ON THE ENTRY CARD AND MUST BE MARKED ON THE OP-SCAN REGISTRATION FORM. BOTH THE OP-SCAN FORM AND CARD MUST BE TURNED IN TO REGISTER.

W = WRITING COURSE MEETING A & B REQUIREMENT H = HONORS P = "PERMISSION SIGNATURE" N = NEW COURSE (SEE FRONT OF THIS SCHEDULE)
 >>> ENROLLMENT IN THIS SECTION IS LIMITED, AND STUDENTS MUST OBTAIN ENTRY CARDS. THE SCHEDULE LINE NUMBER IS PRINTED ON THE ENTRY CARD AND MUST BE MARKED ON THE OP-SCAN REGISTRATION FORM. BOTH THE OP-SCAN FORM AND CARD MUST BE TURNED IN TO REGISTER.

COLLEGE OF EDUCATION

78

| Sched. Line No. | DEPARTMENT | COURSE ITEM SECTION | CREDITS | W | H | R | P | N | TIME | | LOCATION | TITLE AND REMARKS | INSTRUCTOR |
|-----------------|------------|---------------------|---------|---|-------|--------------|-----|-----|------|------|----------|---|---------------|
| | | | | | | | | | Day | Hour | | | |
| >>>> | EDPSY | 499 A | VAR | > | ARR | - | * * | | | | | UNDERGRAD RESEARCH CR/NC ONLY ENTRY CARDS MLR 312 | |
| >>>> | EDPSY | 500 A | VAR | > | ARR | - | * * | | | | | FIELD STUDY CR/NC ONLY ENTRY CARDS MLR 312 | |
| >>>> | EDPSY | 503 A | 3 | > | W | 4:30-6:30 PM | | MLR | 320 | | | PSYCH OF READING ENTRY CARDS MLR 312 | MOLEN,P.A. |
| >>>> | EDPSY | 508 A | 2-6 | > | ARR | - | * * | | | | | CLIN SUPERV-PRACTCR CR/NC ONLY ENTRY CARDS MLR 402 | |
| >>>> | EDPSY | 510 A | 2 | > | T | 2:30-4:20 | | MLR | 320 | | | SMHR EDUC PSYCH CR/NC ONLY ENTRY CARDS MLR 402 | BRDWN |
| 5364 | EDPSY | 510 B | 3 | > | M | 4:30-7:00 PM | | SAV | 216 | | | FAMILY CONSULTATION CR/NC ONLY COUNSELING IMPLICATION | GRAMMER |
| 5365 | EDPSY | 510 C | 3 | > | T | 4:30-7:00 PM | | MLR | 320 | | | OF ADULTHOOD & AGING CR/NC ONLY EVALUATION OF BILINGUAL PROGRAMS | GINORIO |
| >>>> | EDPSY | 510 D | 2 | > | W | 4:30-6:30 PM | | SHI | 113 | | | CR/NC ONLY ENTRY CARDS MLR 322 | GRAMMER |
| >>>> | EDPSY | 510 E | 2 | > | TH | 4:30-7:00 PM | | * * | | | | PROFESSIONAL ISSUES IN COUNSELING PSYCHOLOGY CR/NC ONLY ENTRY CARDS MLR 322 | LAVELLE |
| >>>> | EDPSY | 511 A | 1 | > | M | 12:30-2:20 | | MLR | 320 | | | SEN APPL EDUC PSYCH CR/NC ONLY ENTRY CARDS MLR 312 | FORSTER,J.R. |
| 5369 | EDPSY | 513 A | 4 | > | M W | 4:30-6:20 PM | | SAV | 209 | | | LRNG VAR MIN CHLD | VASQUEZ,J. |
| 5370 | EDPSY | 520 A | 3 | > | T | 4:30-7:00 PM | | SAV | 313 | | | HUMAN LNG ED PRAC | MC CARTIN |
| >>>> | EDPSY | 521 A | 3 | > | T | 3:30-5:30 | | SAV | 132 | | | ED ISSUES HUM LEARN ENTRY CARDS MLR 406 | BUTTERFIELD |
| >>>> | EDPSY | 522 A | 3 | > | ARR | - | * * | | | | | RDG DISAB CLINIC CR/NC ONLY ENTRY CARDS MLR 312 | |
| 5373 | EDPSY | 523 A | 3 | > | M W | 10:30-12:00 | | THO | 135 | | | DEV FOUN EARLY LRNG | GRAY |
| 5374 | EDPSY | 532 A | 3 | > | TH | 4:30-7:00 PM | | MLR | 320 | | | ADOLESCENCE & YOUTH | MC CARTIN |
| >>>> | EDPSY | 540 A | 5 | > | MTWTH | 10:30-12:20 | | * * | | | | INDIVIDUAL TESTING ENTRY CARDS MLR 402 | BASHEY,H. |
| >>>> | EDPSY | 543 A | 3 | > | M W | 2:30-4:00 | | MLR | 320 | | | SMHR IN VOC PSYCH CR/NC ONLY ENTRY CARDS MLR 312 | FORSTER,J.R. |
| >>>> | EDPSY | 545 A | 3 | > | T TH | 10:30-12:20 | | * * | | | | PRACTH IN COUNSLNG ENTRY CARDS MLR 312 | LAVELLE |
| 5376 | EDPSY | 548 A | 5 | > | MT TH | 12:30-2:00 | | MLR | 320 | | | EDUC IMPL PERS THRY | FREEHILL,H.F. |
| >>>> | EDPSY | 561 A | 3 | > | T TH | 2:30-4:20 | | * * | | | | GROUP PROCESS LAB CR/NC ONLY ENTRY CARDS MLR 312 | FENNER,R.H. |
| >>>> | EDPSY | 561 B | 3 | > | T TH | 2:30-4:20 | | * * | | | | CR/NC ONLY ENTRY CARDS MLR 312 | FORSTER |
| >>>> | EDPSY | 564 A | 4 | > | ARR | - | * * | | | | | PRACTCH SCH PSYCH ENTRY CARDS MLR 312 | |
| >>>> | EDPSY | 565 A | 5 | > | T TH | 10:30-12:20 | | MLR | 320 | | | PERSONALTY APPRAISL ENTRY CARDS MLR 312 | BRDWN |
| >>>> | EDPSY | 570 A | 2 | > | M | 12:30-2:20 | | MLR | 302A | | | SEN SCH EDW PSY CR/NC ONLY ENTRY CARDS MLR 312 | THALBERG,S.F. |
| >>>> | EDPSY | 590 A | 3 | > | T TH | 1:30-3:00 | | MLR | 302A | | | COMPUTERS IN ED RES CR/NC ONLY ENTRY CARDS MLR 312 | PECKHAM,P.D. |
| >>>> | EDPSY | 591 A | 3 | > | M W | 4:30-5:50 PM | | SHI | 107 | | | MTHD EDUCATNL RSCH ENTRY CARDS MLR 312 | HIZOKAWA |
| 5386 | EDPSY | 592 A | 3 | > | M W | 10:30-12:00 | | MLR | 320 | | | ADV EDUC MEASUREMENTS W/PSYCH 916 A | SAR,G. |

| Sched. Line No. | DEPARTMENT | COURSE ITEM SECTION | CREDITS | W | H | R | P | N | TIME | | LOCATION | TITLE AND REMARKS | INSTRUCTOR | |
|-----------------|------------|---------------------|---------|---|-----|---|-----|---|------|------|--------------|-------------------|---|--|
| | | | | | | | | | Day | Hour | | | | |
| 5420 | EDSPE | 543 A | 3 | | | | | | | T | 4:30-6:50 PM | SHI 115 | LEARN DISABILITIES | RYCKMAN,D.O. |
| >>>> | EDSPE | 545 A | 3 | > | | | | | | TH | 1:30-3:50 | MLR 316 | INST MOD MILD HAND ENTRY CARDS MLR 103 | BROWN,K. |
| >>>> | EDSPE | 599 A | VAR | > | ARR | - | * * | | | | | | INDEP STUDIES EDUC CR/NC ONLY ENTRY CARDS MLR 103 | |
| >>>> | EDSPE | 600 A | VAR | > | ARR | - | * * | | | | | | INDEPENDNT STDY/RSCH CR/NC ONLY ENTRY CARDS MLR 103 | AFFLECK,J.O. MARING,M.G. THOMPSON,H. LOVITT,T.C. LOMBRAUN,S NEEL,R.S. RYCKMAN,D.O. WHITE,D.R. BILLINGSLEY FENELL,R. JENKINS,J. |
| >>>> | EDSPE | 601 A | 3-9 | > | ARR | - | * * | | | | | | INTERNSHIP CR/NC ONLY ENTRY CARDS MLR 103 | AFFLECK,J.O. BILLINGSLEY EDGAR,E.B. FENELL,R. JENKINS,J. LOVITT,T.C. LOMBRAUN,S NEEL,R.S. THOMPSON,H. |

COLLEGE OF ENGINEERING

AERONAUTICS AND ASTRONAUTICS

| * ENTRY CARDS AVAILABLE IN CUC 206 | | | | | | | | | | | | | |
|------------------------------------|------------|---------------------|---------|---|-------|----|-----|---|------|--------------|----------|--------------------------------|--------------|
| Sched. Line No. | DEPARTMENT | COURSE ITEM SECTION | CREDITS | W | H | R | P | N | TIME | | LOCATION | TITLE AND REMARKS | INSTRUCTOR |
| | | | | | | | | | Day | Hour | | | |
| >>>> | A A | 300 A | 4 | > | M W F | TH | | | | 11:30-12:20 | CUC 317 | AERODYNAMICS I | BREIDENTHAL |
| >>>> | A A | 320 A | 2 | > | T | | | | | 1:30-2:20 | CUC 213 | JUNIOR LAB I | BREIDENTHAL |
| >>>> | A A | 320 AD | LB | > | T | | | | | 1:30-2:20 | CUC 213 | BREIDENTHAL | BREIDENTHAL |
| >>>> | A A | 320 AP | LB | > | T | | | | | 1:30-2:20 | CUC 213 | BREIDENTHAL | BREIDENTHAL |
| >>>> | A A | 330 A | 4 | > | M W F | T | | | | 8:30-9:20 | CUC 317 | STRUCTURAL ANAL I | PARKERTER,R. |
| >>>> | A A | 370 A | 3 | > | M W F | | | | | 9:30-10:20 | CUC 317 | INTRO APPLIED ANAL | MOLSAPPLE,K. |
| 5432 | A A | 400 A | 3 | > | M W F | | | | | 10:30-11:20 | CUC 317 | GAS DYNAMICS | |
| 5433 | A A | 430 A | 3 | > | M W F | | | | | 11:30-12:20 | CUC 306 | FINITE ELM STR ANAL | MOLSAPPLE,K. |
| 5434 | A A | 440 A | 3 | > | M W F | | | | | 2:30-3:20 | CUC 317 | FLIGHT TECH I | RAE,M. |
| 5435 | A A | 450 A | 3 | > | M W F | | | | | 9:30-10:20 | CUC 306 | CONTIN AEROSP I | VAGNERS,J. |
| 5436 | A A | 460 A | 3 | > | M W F | | | | | 8:30-9:20 | CUC 213 | PROPULSION I | DECHER,R. |
| 5437 | A A | 490 A | 0-1 | > | T | | | | | 11:30-12:20 | CUC 317 | SPECIAL TOPICS CR/NC ONLY | PARKERTER,R. |
| >>>> | A A | 499 A | 2-5 | > | ARR | - | * * | | | - | * * | SPECIAL PROJECTS CR/NC ONLY | |
| >>>> | A A | 499 B | 2-5 | > | ARR | - | * * | | | - | * * | | |
| 5440 | A A | 501 A | 3 | > | M W F | | | | | 11:30-12:20 | CUC 405 | PHYS GASDTM | |
| 5441 | A A | 504 U | 3 | > | M W F | | | | | 9:30-10:20 | CUC 405 | FLUID MECHANICS I | MAC CORHACK |
| 5442 | A A | 516 A | 3 | > | T TH | | | | | 10:30-12:00 | CUC 306 | STAB & CON FLT I | JOPPA,R.G. |
| 5443 | A A | 520 A | 0 | N | | | | | | 3:30-5:00 | CUC 317 | SEMINAR | RUSSELL,D. |
| 5444 | A A | 523 A | 3 | > | M W F | | | | | 2:30-3:20 | * * | SPEC TPC FLUID PHYS CR/NC ONLY | HERTZBERG,A. |
| 5445 | A A | 526 U | 3 | > | T TH | | | | | 4:30-6:00 PM | CUC 317 | AER GAS TRD ENG III | |

| Course ID | Section | Prereq | Level | Days | Time | Lab | Section No | Description | Instructor |
|--------------------------|----------------|--------|-------|--------|------------|-----|------------|---|-------------------------------------|
| 5387 | EDPSY 597 | A | 3 | M W F | 930-1020 | MLR | 302A | TEST DEVELOPMENT | KLOCKARS,A.J. |
| >>> | >>>> EDPSY 599 | A | VAR | > ARR | - | * * | | INDEP STUDIES EDUC CR/NC ONLY ENTRY CARDS MLR 312 | |
| >>> | >>>> EDPSY 600 | A | VAR | > ARR | - | * * | | INDEPENDNT STDY/RSCH CR/NC ONLY ENTRY CARDS MLR 312 | |
| >>> | >>>> EDPSY 601 | A | 3-9 | > ARR | - | * * | | INTERNSHIP CR/NC ONLY ENTRY CARDS MLR 312 | |
| SPECIAL EDUCATION | | | | | | | | | |
| 5391 | EDSPE 404 | A | 3 | T | 430-650 PM | MLR | 102 | EXCEPTIONAL CHLDRN | LOVITT,T.C. |
| 5392 | EDSPE 414 | A | 3 | M | 430-650 PM | EEU | 172B | INTG HAND PRSCHL CH | FEWELL,R. |
| 5393 | EDSPE 418 | A | 3 | TH | 430-650 PM | SAV | 313 | VOC DEV HAND CHGHT | FIELD,S. |
| 5394 | EDSPE 419 | A | 3 | M | 130-400 | MLR | 102 | INT FAMILY HAND CH | EDGAR,E.B. |
| >>> | >>>> EDSPE 435 | A | 3 | > T TH | 430-600 PM | MLR | 316 | PRIN & PRAC MAN ENG ENTRY CARDS MLR 103 | PETERSEN,L. |
| >>> | >>>> EDSPE 435 | B | 3 | > T TH | 610-740 PM | MLR | 316 | ENTRY CARDS MLR 103 | PETERSEN,L. |
| >>> | >>>> EDSPE 496 | A | 1-9 | > ARR | - | * * | | WKSP IN SPEC EDUC CR/NC ONLY | BILLINGSLEY |
| >>> | >>>> EDSPE 496 | B | 1-9 | > ARR | - | * * | | EDUC OF THE SEVERELY/PROFOUNDLY HANDICAPPED ENTRY CARDS EEU 104 | NEEL,R.S. |
| >>> | >>>> EDSPE 496 | C | 1-9 | > ARR | - | * * | | SEV BEHAVIGRAL DISORDERS CR/NC ONLY ENTRY CARDS MLR 103 | FEWELL,R. |
| >>> | >>>> EDSPE 496 | D | 1-9 | > ARR | - | * * | | EARLY CHILDHOOD ENTRY CARDS EEU 172A | JENKINS,J. |
| >>> | >>>> EDSPE 496 | E | 1-3 | > ARR | - | * * | | MILDLY HANDICAPPED CR/NC ONLY ENTRY CARDS EEU 172A | JENKINS,J. |
| >>> | >>>> EDSPE 496 | F | 1-9 | > ARR | - | * * | | INTERDISIPLINARY ENTRY CARDS EEU 122 | LOVITT,T. |
| >>> | >>>> EDSPE 496 | G | 1-9 | > ARR | - | * * | | MILDLY HANDICAPPED ENTRY CARDS MLR 103 | EDGAR,E.B. |
| >>> | >>>> EDSPE 496 | H | 3 | > T | 100-330 | MLR | 102 | EARLY CHILDHOOD HANDICAP ENTRY CARDS MLR 103 | THOMPSON,M. EDGAR,E.B. |
| >>> | >>>> EDSPE 499 | A | 2-5 | > ARR | - | * * | | UNDERGRAD RESEARCH CR/NC ONLY ENTRY CARDS MLR 103 | |
| >>> | >>>> EDSPE 500 | A | 3-6 | > ARR | - | * * | | FIELD STUDY CR/NC ONLY ENTRY CARDS MLR 103 | LOHNBRAUN,S. THOMPSON,M. EDGAR,E.B. |
| 5402 | EDSPE 507 | A | 3 | M | 430-650 PM | SWI | 105 | ED SEV RET MULT HAN | BILLINGSLEY |
| 5405 | EDSPE 510 | A | 3 | M | 430-650 PM | SWI | 105 | BEHAV MEAS MGT CL | WHITE,D. |
| >>> | >>>> EDSPE 513 | A | 3 | > M | 430-650 PM | MLR | 102 | CLINICAL APPRAISAL ENTRY CARDS MLR 103 | RYCKMAN,D.B. |
| 5410 | EDSPE 518 | A | 1 | M | 300-350 | EEU | 172E | SNMR SPEC EDUC RSCH | AFFLECK,J.J.O. |
| >>> | >>>> EDSPE 520 | A | 3 | > M | 430-650 PM | MLR | 424 | SEM APPL SPEC ED ENTRY CARDS MLR 103 | LOHNBRAUN,S. |
| >>> | >>>> EDSPE 520 | B | 3 | > M | 430-650 PM | MLR | 302B | COMPUTER USE IN SPEC ED ENTRY CARDS MLR 103 | KAPLAN,D. |
| >>> | >>>> EDSPE 520 | C | 3 | > TH | 430-650 PM | EEU | 172B | VOCATIONAL ASSESSMENT ENTRY CARDS MLR 103 | |
| >>> | >>>> EDSPE 520 | D | 3 | > M | 430-650 PM | SAV | 151 | CURRIC FOR PRESCHDL HANDICAPPED CAREER EDUC FOR HANDICAPED | ROCKWELL,G. |
| 5415 | EDSPE 520 | E | 3 | T | 430-650 PM | SAV | 153 | PRIN & OBJ OCCUP ED | THOMPSON,M. |
| >>> | >>>> EDSPE 521 | A | 3 | > T | 900-1130 | MLR | 102 | DEV COM IN EX CHILD ENTRY CARDS MLR 103 | THOMPSON |
| 5417 | EDSPE 531 | A | 3 | TH | 900-1130 | MLR | 102 | AURAL-ORAL COM I | LOHNBRAUN,S. |
| 5418 | EDSPE 534 | A | 3 | TH | 130-400 | MLR | 102 | TCHNG HANG IMPAIRED | NEEL,R.S. |
| 5419 | EDSPE 541 | A | 3 | TH | 430-650PM | MLR | 102 | EDUC EMOTNLY DSTURD | |

W = WRITING COURSE MEETING A & B REQUIREMENT H = HONORS * = PERMISSION SIGNATURE % = NEW COURSE (SEE FRONT OF THIS SCHEDULE)

>>> ENROLLMENT IN THIS SECTION IS LIMITED, AND STUDENTS MUST OBTAIN ENTRY CARDS. THE SCHEDULE LINE NUMBER IS PRINTED ON THE ENTRY CARD AND MUST BE MARKED ON THE OP-SCAN REGISTRATION FORM. BOTH THE OP-SCAN FORM AND CARD MUST BE TURNED IN TO REGISTER.

| Course ID | Section | Prereq | Level | Days | Time | Lab | Section No | Description | Instructor |
|------------------------------------|---------------|--------|-------|---------|------------|-----------------|------------|-----------------------------------|--------------|
| 5446 | A A 530 | A | 3 | M W F | 1030-1120 | CUG | 306 | MECHS OF SOLIDS I | DOLLARD,J. |
| >>> | >>>> A A 550 | A | 3 | > T TH | 330-500 | LGW 202 LGW 206 | | OPR CONTROL & EST 3 W/E E 550 A | |
| >>> | >>>> A A 567 | A | 3 | > M W F | 830-920 | BAC | 260 | ANALYSIS ENGR SCI I W/ANATH 567 A | |
| >>> | >>>> A A 571 | U | 3 | > M W F | 430-600 PM | CUG | 306 | PRIN OF DYNAM I | RYFE,I.H. |
| >>> | >>>> A A 584 | A | 3 | > M W F | 130-220 | CUG | 317 | LIN ALG AND NUM MTH W/ANATH 584 A | |
| >>> | >>>> A A 599 | A | 1-5 | > ARR | - | * * | | SPECIAL PROJECTS CR/NC ONLY | |
| >>> | >>>> A A 599 | D | 1-5 | > ARR | - | * * | | | |
| >>> | >>>> A A 606 | A | VAR | > ARR | - | * * | | INDEPENDNT STDY/RSCH CR/NC ONLY | |
| >>> | >>>> A A 700 | A | VAR | > ARR | - | * * | | MASTERS THESIS CR/NC ONLY | |
| >>> | >>>> A A 800 | A | VAR | > ARR | - | * * | | DOCTORAL DISSERTATH CR/NC ONLY | |
| CHEMICAL ENGINEERING | | | | | | | | | |
| * ENTRY CARDS AVAILABLE IN BEN 105 | | | | | | | | | |
| >>> | >>>> CH E 310 | A | 4 | > M W F | 1130-1220 | BNS 117 | | WATERL & ENRGY BAL | BABB,A.L. |
| >>> | >>>> CH E 310 | A | 4 | > T | 1030-1220 | BNS 117 | | | |
| >>> | >>>> CH E 310 | A | 4 | > T | 1030-1220 | BNS 203 | | | |
| >>> | >>>> CH E 435 | A | 4 | > M W F | 830-920 | JHM 064 | | TRANSP PROCESS III | DAVIS DAVIS |
| >>> | >>>> CH E 435 | AC QZ | 4 | > T TH | 830-920 | BNS 117 | | | |
| >>> | >>>> CH E 435 | AD QZ | 4 | > T TH | 930-1020 | BNS 117 | | | |
| >>> | >>>> CH E 436 | A | 3 | > T TH | 1230-120 | BNS 117 | | CHEM ENGR LAB I | HEIDEGER |
| >>> | >>>> CH E 436 | AN LB | 3 | > T | 130-520 | * * | | | HEIDEGER |
| >>> | >>>> CH E 436 | AD LB | 3 | > M | 130-520 | * * | | | HEIDEGER |
| >>> | >>>> CH E 436 | AP LB | 3 | > T | 630-1220 | * * | | | HEIDEGER |
| >>> | >>>> CH E 470 | A | 3 | > M W F | 930-1020 | AND | 010 | CHEMISTRY OF WOOD W/PDR P 406 A | HRUTFIORD |
| 5465 | CH E 480 | A | 3 | M W F | 1030-1120 | JHM | 064 | PRDC DYNM & CNTRL | RICKER,N.L. |
| 5466 | CH E 49B | A | 3 | M W F | 830-920 | BNS | 115 | SPECIAL TOPICS ANALYSIS IN CH E | KALER,E.M. |
| >>> | >>>> CH E 499 | A | 1-6 | > ARR | - | * * | | UNDERGRAD RESEARCH | |
| 546E | CH E 523 | A | 1 | M | 330-520 | BNS | 117 | SNMR IN CHEM ENGR CR/NC ONLY | KALER |
| 5465 | CH E 525 | A | 4 | MTW F | 1030-1120 | BNS | 115 | CHEM ENGR THERMODYN | HAGER |
| 547C | CH E 530 | A | 4 | MTW F | 930-1020 | BNS | 115 | MDMNT,MT,MS TR I | FINLAYSON |
| 547E | CH E 555 | A | 4 | M W F | 1130-1220 | BNS | 115 | INTERFACL PHENOMENA | BERG |
| >>> | >>>> CH E 564 | A | 3 | > T TH | 400-520 | BNS | 115 | APPL CHEM KINETICS | KRIEGER |
| >>> | >>>> CH E 572 | A | 3 | > T TH | 400-520 | BNS | 203 | ADV POLY COMP W/M E 572 A | SEFERIS,J. |
| >>> | >>>> CH E 600 | A | VAR | > ARR | - | * * | | INDEPENDNT STDY/RSCH | |
| 5475 | CH E 700 | A | VAR | M F | 330-520 | BNS | 117 | MASTERS THESIS | |
| 5476 | CH E 800 | A | VAR | T TH | 330-500 | BNS | 117 | DOCTORAL DISSERTATH | |
| CIVIL ENGINEERING | | | | | | | | | |
| * ENTRY CARDS AVAILABLE IN MDR 201 | | | | | | | | | |
| >>> | >>>> CIVE 213 | A | 3 | > M W | 130-430 | MDR | 225 | PLANE SURVEYING | COLCORD,J. |
| >>> | >>>> CIVE 316 | A | 4 | > M W F | 830-920 | MDR | 116 | GEOMETRONICS | COLCORD,J.E. |
| >>> | >>>> CIVE 316 | AM LB | 4 | > T | 830-1220 | MDR | 116 | | COLCORD,J.E. |
| >>> | >>>> CIVE 316 | AD LB | 4 | > T | 130-520 | MDR | 116 | | COLCORD,J.E. |
| >>> | >>>> CIVE 316 | B | 4 | > M W F | 930-1020 | MDR | 116 | | |
| >>> | >>>> CIVE 316 | BN LB | 4 | > T TH | 830-1220 | MDR | 116 | | |
| >>> | >>>> CIVE 316 | BD LB | 4 | > T TH | 130-520 | MDR | 116 | | |
| >>> | >>>> CIVE 320 | A | 3 | > M W F | 1230-120 | MDR | 220 | TRANSPM ENGR | SCHNEIDER,J. |
| >>> | >>>> CIVE 320 | A | 3 | > M W F | 1230-220 | MDR | 220 | | |

W = WRITING COURSE MEETING A & B REQUIREMENT H = HONORS * = PERMISSION SIGNATURE % = NEW COURSE (SEE FRONT OF THIS SCHEDULE)

>>> ENROLLMENT IN THIS SECTION IS LIMITED, AND STUDENTS MUST OBTAIN ENTRY CARDS. THE SCHEDULE LINE NUMBER IS PRINTED ON THE ENTRY CARD AND MUST BE MARKED ON THE OP-SCAN REGISTRATION FORM. BOTH THE OP-SCAN FORM AND CARD MUST BE TURNED IN TO REGISTER.

CIVIL ENGINEERING TRANSPORTATION AND SURVEYING

| ENTRY CARDS AVAILABLE | | IN | | MOR 201 | | | | | |
|-----------------------|------------|-----|---|---------|----------------------|--------------------|--------------------------------------|----------------|--|
| >>>> | CETS 405 A | 3 | > | N M F | 1230-120 | MOR 234 | CR PT MTH PROJ SCH | SHANKROFT,R. | |
| >>>> | CETS 406 A | 3 | > | T TH | 130-320 | MOR 225 | CONSTRUCTN ENGR II | | |
| >>>> | CETS 407 U | 3 | > | T TH | 700-900 PM | MOR 225 | CONTRACTS & SPECS | | |
| >>>> | CETS 410 A | 3 | > | N M | 330-520 | MOR 128 | TE-FUND SAFETY | SAWHILL,R.D. | |
| >>>> | CETS 415 A | 3 | > | N M F | 230-320 230-420 | MOR 128 MOR 128 | PHOTOGRAMMETRY | VERESS,S.A. | |
| >>>> | CETS 424 A | 3 | > | N M | 1030-1220 | MOR 120 | PAVMENT DSGN | | |
| >>>> | CETS 464 A | 4-6 | > | T TH | 930-1220 | MOR 225 | CONST MATERIALS II | | |
| >>>> | CETS 470 U | 3 | > | T TH | 430-600 PM | MOR 225 | URBAN TRAN PLG/DES | RITCHIE,S.G. | |
| >>>> | CETS 499 A | 1-5 | > | ARR | | ● ● | SPECIAL PROJECTS | | |
| 5537 | CETS 520 A | 1 | > | F | 430-520 PM | MOR 128 | SEMINAR | | |
| 5538 | CETS 530 A | 4 | > | M M F | 1030-1120 330-520 | MOR 116 MOR 116 | ADJUSTMNT COMPUTATN | VERESS,S.A. | |
| 5539 | CETS 531 A | 4 | > | M M F | 1130-1220 330-520 | MOR 116 MOR 116 | GEODESY | | |
| 5540 | CETS 541 U | 3 | > | M | 700-1000PM | MOR 225 | TRANSIT SYSTEMS | RUTHERFORD,G | |
| 5541 | CETS 570 A | 3 | > | N M F | 330-420 | MOR 221 | LAND USE/TRANS NODS W/URB P 930 A | SCHNEIDER,J.J. | |
| 5542 | CETS 573 A | 3 | > | N M F | 1230-120 | MOR 225 | TRANS SYS EVAL | | |
| >>>> | CETS 599 A | 2-5 | > | ARR | | ● ● | SPECIAL TOPICS | | |
| >>>> | CETS 600 A | VAR | > | ARR | | ● ● | INDEPNMNT STDY/RSCN | | |

WATER AND AIR RESOURCES

| ENTRY CARDS AVAILABLE | | IN | | MOR 201 | | | | | |
|-----------------------|----------------|-----|---|---------|---------------------|--------------------|---|---------------|--|
| >>>> | CENA 434 A | 5 | > | M M F | 1130-1220 | MOR 225 | EFFECTS WASTE WATER W/FISH 434 A | MELCH,E.D. | |
| >>>> | CENA 434 AN LB | 3 | > | T TH | 230-420 | MOR 320 | W/FISH 434 AN | SPYRIDAKIS,D | |
| >>>> | CENA 434 B | 3 | > | M M F | 1130-1220 | MOR 225 | W/FISH 434 B | MELCH,E.D. | |
| >>>> | CENA 442 A | 3 | > | M M F | 1030-1120 | MOR 219 | INTR HYDR WATER RES | NECE,R.E. | |
| >>>> | CENA 445 A | 3 | > | N M | 330-520 | MOR 331 | COMP HYDRAULICS | CHU,M.S. | |
| >>>> | CENA 447 A | 3 | > | T TH | 830-1020 | MOR 230 | PHYSICAL HYDROLOGY | BURGES,S.J.J. | |
| >>>> | CENA 450 A | 5 | > | N M F | 930-1020 | MOR 230 | ENVR POLLUTION | MELCH,E.D. | |
| >>>> | CENA 450 AA QZ | | > | T TH | 230-320 | MOR 219 | | CARLSON,D. | |
| >>>> | CENA 450 AB QZ | | > | T TH | 1130-1220 | MOR 219 | | MELCH,E.D. | |
| >>>> | CENA 451 A | 3 | > | N M | 230-320 230-420 | MOR 331 MOR 331 | ENVRN ENGR DESIGN | BOGAN,R.H. | |
| >>>> | CENA 456 A | 3 | > | T TH | 1030-1220 | MOR 230 | AQUATIC CHEMISTRY | BENJAMIN,N. | |
| >>>> | CENA 458 A | 4 | > | M M F | 130-220 1230-220 | MOR 331 MOR 331 | INTRO AIR CHEMISTRY W/ATM S 458 A | CHARLSON | |
| >>>> | CENA 461 A | 3 | > | M M F | 930-1020 | MOR 128 | AIR POLL CONTROL | PILAT,M.J. | |
| 5558 | CENA 498 A | 3 | > | M M F | 1230-120 | F15 215 | SPECIAL TOPICS W/FISH 460 A HYDRAULICS FOR FISHERIES | KENT,J.C. | |
| 5559 | CENA 498 AN LB | | > | TH | 1030-1220 | F15 209 | W/FISH 460 AN HYDRAULICS FOR FISHERIES | KENT,J.C. | |
| >>>> | CENA 499 A | 1-5 | > | ARR | | ● ● | SPECIAL PROJECTS | | |
| 5561 | CENA 520 A | 1 | > | M | 330-500 | MOR 234 | SEMINAR CR/NC ONLY | BENJAMIN,N. | |
| 5562 | CENA 528 A | 4 | > | M M F | 130-220 130-420 | MEB 235 MEB 115 | ACOSTCS ENVRN NOISE W/H E 528 A | | |

| | | | | | | | | | |
|------|---------------|-----|---|--------|-----------|---------|---|--|--|
| >>>> | E E 383 A | 4 | > | M M F | 930-1020 | MOR 220 | ELECTROPHYSICS II | | |
| >>>> | E E 383 AA QZ | | > | T TH | 1130-120 | EEB 329 | | | |
| >>>> | E E 383 AB QZ | | > | T TH | 230-420 | EEB 329 | | | |
| >>>> | E E 383 AC QZ | | > | T TH | 330-520 | EEB 318 | | | |
| >>>> | E E 399 A | 1-5 | > | ARR | | ● ● | SPEC TPCS ELEC ENGR | | |
| >>>> | E E 411 A | 3 | > | N M F | 930-1020 | EEB 300 | INTRO NETWORK SYNTH | | |
| >>>> | E E 433 A | 4 | > | M M F | 130-220 | EEB 322 | ELECTR CRCT DESIGN | | |
| >>>> | E E 433 AN LB | | > | T TH | 830-1120 | EEB 221 | | | |
| >>>> | E E 433 AD LB | | > | T TH | 230-520 | EEB 221 | | | |
| >>>> | E E 440 A | 4 | > | M WTHF | 130-220 | EEB 108 | LIN SYS ANAL II | | |
| >>>> | E E 445 A | 4 | > | MTM F | 1130-1220 | EEB 318 | NONLINEAR SYST ANAL | | |
| >>>> | E E 446 A | 4 | > | MTM F | 1130-1220 | LOW 202 | CONTROL SYS ANAL I | | |
| >>>> | E E 446 A | 4 | > | MTM F | 1130-1220 | LOW 206 | | | |
| >>>> | E E 453 A | 5 | > | M M F | 1030-1120 | EEB 318 | ELECTRIC DRIVES | | |
| >>>> | E E 453 AN LB | | > | T TH | 1230-320 | EEB 117 | | | |
| >>>> | E E 453 AD LB | | > | T TH | 1230-320 | EEB 117 | | | |
| >>>> | E E 454 A | 4 | > | N M | 830-1020 | EEB 316 | POWER SYS ANAL I | | |
| >>>> | E E 469 A | 3 | > | MTM F | 830-920 | EEB 318 | TRNS LINEHAVE PROP. | | |
| >>>> | E E 471 A | 4 | > | N M F | 830-920 | MOR 220 | COMP ARCH STRUC | | |
| >>>> | E E 474 A | 5 | > | NTM F | 230-320 | EEB 318 | SOFTWARE ENG I | | |
| >>>> | E E 475 A | 4 | > | M M F | 930-1020 | EEB 322 | DIGITAL ELECTRONICS | | |
| >>>> | E E 475 AN LB | | > | T TH | 830-1120 | EEB 336 | | | |
| >>>> | E E 475 AD LB | | > | T TH | 130-520 | EEB 336 | | | |
| >>>> | E E 478 A | 4 | > | M M F | 1130-1220 | EEB 216 | DSN COMP SUBSYSTEMS | | |
| >>>> | E E 478 AN LB | | > | T TH | 130-420 | EEB 216 | | | |
| >>>> | E E 478 AD LB | | > | T TH | 130-420 | EEB 216 | | | |
| >>>> | E E 478 A | 4 | > | M M F | 130-220 | EEB 216 | FUND MICROWAVES | | |
| >>>> | E E 481 A | 4 | > | M | 230-620 | EEB 230 | | | |
| >>>> | E E 481 AN LB | | > | M | 230-620 | EEB 230 | | | |
| >>>> | E E 485 A | 4 | > | M WTHF | 1030-1120 | EEB 216 | SEMICONDUCTR DEVICES | | |
| >>>> | E E 499 A | 2-5 | > | ARR | | ● ● | SPECIAL PROJECTS | | |
| 5643 | E E 505 A | 4 | > | T TH | 830-1020 | LOW 202 | PROB & RANDOM PROC | | |
| | | | > | T TH | 830-1020 | LOW 206 | | | |
| 5644 | E E 510 A | 4 | > | T TH | 1230-220 | EEB 216 | MATH FOUND SYCT THR | | |
| 5645 | E E 519 A | 4 | > | N M F | 930-1020 | EEB 216 | STOCHASTIC ANALYSIS | | |
| 5646 | E E 534 A | 4 | > | T TH | 730-920 | EEB 216 | POWER ELECTRONICS | | |
| 5647 | E E 538 A | 3 | > | M M F | 1030-1120 | LOW 202 | TOP ELEC CIR DES. | | |
| | | | > | M M F | 1030-1120 | LOW 206 | | | |
| 5648 | E E 550 A | 3 | > | T TH | 330-500 | EEB 216 | OPT CONTROL & EST 3 | | |
| | | | > | T TH | 330-500 | LOW 206 | W/A A 550 A | | |
| 5649 | E E 559 A | 4 | > | ARR | | ● ● | TOPICS ELEC ENERGY | | |
| 5650 | E E 572 A | 4 | > | M WTHF | 230-320 | EEB 327 | ELMAC THRY & APPL I | | |
| 5651 | E E 584 A | 3 | > | N M F | 830-920 | LOW 202 | CONT & DISC VAR HTID | | |
| | | | > | N M F | 830-920 | LOW 206 | | | |
| 5652 | E E 586 A | 3 | > | M M F | 1230-120 | EEB 316 | ADV COMPR APPLIC I | | |
| >>>> | E E 590 A | 3 | > | N M | 400-520 | EEB 327 | ADV TPCS DIGT CMPUT LAB BY ARRANGEMENT | | |
| >>>> | E E 590 C | 3 | > | T TH | 1230-220 | LOW 202 | M/C SCI 590 C | | |
| | | | > | T TH | 1230-220 | LOW 206 | | | |
| 5655 | E E 595 A | 3 | > | ARR | | ● ● | ADV TPCS CHU THRY | | |
| >>>> | E E 599 A | VAR | > | ARR | | ● ● | SEL TOPICS IN E | | |
| >>>> | E E 600 A | VAR | > | ARR | | ● ● | INDEPNMNT STDY/RSCN CR/NC ONLY | | |
| >>>> | E E 700 A | VAR | > | ARR | | ● ● | MASTER THESIS CR/NC ONLY | | |
| >>>> | E E 800 A | VAR | > | ARR | | ● ● | DOCTORAL DISSERTATH CR/NC ONLY | | |

W = WRITING COURSE MEETING A & B REQUIREMENT H = HONORS * = "PERMISSION SIGNATURE" % = NEW COURSE (SEE FRONT OF TIME SCHEDULE)
 >>> ENROLLMENT IN THIS SECTION IS LIMITED, AND STUDENTS MUST OBTAIN ENTRY CARDS, THE SCHEDULE LINE NUMBER
 IS PRINTED ON THE ENTRY CARD AND MUST BE MARKED ON THE OF-SCAN REGISTRATION FORM, BOTH THE OF-SCAN FORM
 AND CARD MUST BE TURNED IN TO REGISTER.

W = WRITING COURSE MEETING A & B REQUIREMENT H = HONORS * = "PERMISSION SIGNATURE" % = NEW COURSE (SEE FRONT OF TIME SCHEDULE)
 >>> ENROLLMENT IN THIS SECTION IS LIMITED, AND STUDENTS MUST OBTAIN ENTRY CARDS, THE SCHEDULE LINE NUMBER
 IS PRINTED ON THE ENTRY CARD AND MUST BE MARKED ON THE OF-SCAN REGISTRATION FORM, BOTH THE OF-SCAN FORM
 AND CARD MUST BE TURNED IN TO REGISTER.

COLLEGE OF ENGINEERING

| Sched. Line No. | DEPARTMENT | COURSE | TERM | SECTION | CREDITS | TIME | | LOCATION | TITLE AND REMARKS | INSTRUCTOR |
|-----------------|------------|--------|------|---------|---------|------|------|----------|-------------------|------------|
| | | | | | | Day | Hour | | | |

| | | | | | | | | | | |
|--|-------|-----|-------|-----|--|-------|------------|----------|--|--|
| 5778 | MEIE | 513 | A | 3 | | M W F | 1030-1120 | MEB 104 | ADV TOPICS OPS RES | |
| >>>> | MEIE | 599 | A | 1-5 | | MTWTF | 330-920 | MEB 6006 | SPECIAL PROJECT I E | |
| MINING ENGINEERING | | | | | | | | | | |
| 5898 | MIN E | 499 | A | VAR | | ARR | - | * * | SPECIAL PROJECTS | |
| CERAMIC ENGINEERING | | | | | | | | | | |
| * 300 LEVEL COURSES ARE BEING REVISED FOR AUTUMN QUARTER 1983. PLEASE SEE YOUR ADVISOR BEFORE REGISTERING. | | | | | | | | | | |
| 5846 | CER E | 198 | A | 1 | | M | 1130-1220 | RDB 316 | CAREER PLANNING II CR/NC ONLY | MUELLER, J. I. |
| 5847 | CER E | 300 | A | 4 | | M W F | 930-1020 | RDB 316 | INTRO HTLS AND PROC CONCUR REGIS IN STC 300 B REQUIRED | MUELLER, J. I. |
| 5848 | CER E | 300 | AM LB | | | T | 930-1220 | RDB 101 | CONCUR REGIS IN STC 300 B REQUIRED | |
| 5849 | CER E | 300 | AD LB | | | TH | 930-1220 | RDB 101 | CONCUR REGIS IN STC 300 B REQUIRED | |
| 5850 | CER E | 366 | A | 1 | | T | 1230-120 | RDB 211 | CER ENGR EXCURSION CR/NC ONLY | HILLER, A. D. |
| 5851 | CER E | 401 | A | 3 | | M W | 830-920 | RDB 211 | EQUIPM & PLANT DSGN | WHITTEMORE, G. |
| 5852 | CER E | 401 | AA OZ | | | T | 1030-1220 | RDB 211 | | |
| 5853 | CER E | 411 | A | 4 | | M W F | 930-1020 | RDB 211 | VITREOUS STATE | SCOTT, W. D. |
| 5854 | CER E | 411 | AN LB | | | M | 230-520 | RDB 322 | | SCOTT, W. D. |
| 5855 | CER E | 411 | AD LB | | | W | 230-520 | RDB 322 | | SCOTT, W. D. |
| 5856 | CER E | 413 | A | 4 | | M W F | 1130-1220 | RDB 211 | THERM & MECH PROP | BRADY, R. C. |
| 5857 | CER E | 413 | AN LB | | | T | 230-520 | RDB 143 | | BRADY, R. C. |
| 5858 | CER E | 413 | AD LB | | | TH | 230-520 | RDB 143 | | BRADY, R. C. |
| 5859 | CER E | 441 | A | 1 | | TH | 1130-1220 | RDB 316 | UNDERGRAD SEMINAR CR/NC ONLY | HILLER, A. D. |
| 5860 | CER E | 498 | A | 1-5 | | ARR | - | * * | SPECIAL TOPICS | |
| 5861 | CER E | 499 | A | 1-4 | | ARR | - | * * | SPECIAL PROJECTS | FISCHBACH MILLER |
| 5862 | CER E | 501 | A | 3 | | M W F | 830-920 | RDB 322 | PROCESS CERAMICS I | AKSAY, I. A. |
| 5863 | CER E | 501 | AM LB | | | TH | 930-1220 | RDB 211 | | AKSAY, I. A. |
| 5864 | CER E | 520 | A | 1 | | M | 230-420 | EEB 108 | SEMINAR CR/NC ONLY | BRADY, R. C. |
| 5865 | CER E | 536 | A | 3 | | T | 930-1020 | RDB 316 | BRITTLE DESIGN PROB W/MET E 536 A | LOVE BOLLARD TAGGART |
| 5866 | CER E | 590 | A | VAR | | ARR | - | * * | INDUSTRIAL MINRL RES | |
| 5867 | CER E | 599 | A | VAR | | M W | 430-520 PM | RDB 316 | SPEC TOPICS IN CER | |
| 5868 | CER E | 600 | A | VAR | | ARR | - | * * | INDEPENDNT STDY/RSCH | HILLER, A. D. |
| 5869 | CER E | 700 | A | VAR | | ARR | - | * * | MASTERS THESIS | FISCHBACH MILLER WHITTEMORE, G. SCOTT, W. D. |
| 5870 | CER E | 800 | A | VAR | | ARR | - | * * | DOCTORAL DISSERTATN | HILLER, A. D. |

METALLURGICAL ENGINEERING

| | | | | | | | | | | |
|------------------------------------|-------|-----|-------|---|--|-------|-----------|---------|--------------------|----------------|
| * ENTRY CARDS AVAILABLE IN ROB 316 | | | | | | | | | | |
| >>>> | MET E | 426 | A | 4 | | M W F | 930-1020 | RDB 322 | EXTRACTIVE MET II | |
| >>>> | MET E | 426 | AM LB | | | M | 130-420 | RDB 221 | | |
| >>>> | MET E | 426 | AD LB | | | M | 230-920 | RDB 221 | | |
| >>>> | MET E | 461 | A | 3 | | M W F | 1030-1120 | RDB 316 | ENGR PHYS METLLRGY | POLOMIS, D. H. |

| Sched. Line No. | DEPARTMENT | COURSE | TERM | SECTION | CREDITS | TIME | | LOCATION | TITLE AND REMARKS | INSTRUCTOR |
|-----------------|------------|--------|------|---------|---------|------|------|----------|-------------------|------------|
| | | | | | | Day | Hour | | | |

| | | | | | | | | | | |
|------------------------------------|-------|-----|---|-----|--|--------|--------------------|-----------------|---|--|
| 5909 | NUC E | 542 | A | 3 | | M W F | 1030-1120 | HSB 1474 | ENV IMPACT RAD W/RAD S 542 A | |
| 5910 | NUC E | 558 | A | 3 | | M W F | 1030-1120 | BNS 203 | PLASMA KINETIC THRY | RIDE, F. |
| 5911 | NUC E | 565 | A | 3 | | M W F | 930-1020 | BNS 203 | FUSION REACTOR FNDC | WOODRUFF RIDE, F. L. VLASES, G. |
| 5912 | NUC E | 599 | A | 3 | | M W F | 1130-1220 | BNS 203 | SPEC TOPCS IN NUC E | |
| >>>> | NUC E | 600 | A | VAR | | ARR | - | * * | INDEPENDNT STDY/RSCH | BABB ALBRECHT WOODRUFF GARLID RIBE MC CORMICK ROSKIN KOSALY, G. |
| 5914 | NUC E | 700 | A | VAR | | TH F | 1030-1220 330-500 | BNS 115 BNS 203 | MASTERS THESIS CR/NC ONLY | ALBRECHT BABB GARLID ROSKIN WOODRUFF CHALK VLASES MC CORMICK RIBE KOSALY, G. |
| 5915 | NUC E | 800 | A | VAR | | M | 230-420 | BNS 115 | DOCTORAL DISSERTATN CR/NC ONLY | ALBRECHT BABB GARLID ROSKIN WOODRUFF VLASES MC CORMICK RIBE KOSALY, G. |
| * ENTRY CARDS AVAILABLE IN MEB 141 | | | | | | | | | | |
| 5916 | D ENG | 401 | A | 3 | | M W F | 1230-120 | EEB 216 | INTROD TO OCN ENGRS | ADEE, D. H. |
| 5917 | D ENG | 425 | A | 3 | | M W F | 130-220 | EEB 316 | UNDERWAT ACOUSTICS | EHRENERG, J. |
| >>>> | D ENG | 431 | A | 3 | | M W F | 930-1020 | MEB 128 | SHIP PRODUCTION W/MEIE 431 A | |
| 5918 | D ENG | 490 | A | 3 | | M W TH | 1030-1120 830-1120 | MOR 226 MEB 104 | NAVAL ARCHITECTURE W/M E 490 A | ADEE, D. H. |
| >>>> | D ENG | 498 | B | 1-5 | | ARR | - | * * | D ENG SPECIAL TPCS FLUID DYNAMICS OF MARINE SYSTEMS | ADEE, D. H. CALKINS, D. |
| 5922 | D ENG | 498 | B | 3 | | M W | 800-920 | MEB 246 | FLUID DYNAMICS OF MARINE SYSTEMS | |
| 5923 | D ENG | 498 | C | 3 | | T TH | 100-230 | MOR 219 | MARINE PROPULSION | SLADKY, J. F. |
| >>>> | D ENG | 599 | A | 1-5 | | ARR | - | * * | D ENG SPECIAL TPCS | ADEE, D. H. |

SCIENTIFIC & TECHNICAL COMMUNICATION

| | | | | | | | | | | |
|------|-----|-----|---|-----|--|-------|----------|---------|---|---------------|
| 5924 | STC | 300 | A | 1 | | ARR | - | * * | REPORTING PRACTICE CONCUR REGIS IN MEIE 317 | SPYRIDAKIS |
| >>>> | STC | 401 | A | 4 | | T TH | 930-1120 | LDW 216 | TECHNICAL WRITING ENTRY CARDS LDW 014 | COONEY, H. D. |
| 5926 | STC | 402 | A | 4 | | T TH | 930-1120 | LDW 215 | TECHNICAL EDITING | RAHEY, J. |
| >>>> | STC | 407 | A | 3 | | M W F | 930-1020 | LDW 114 | COMPUTER DOC ENTRY CARDS LDW 014 COMPUTER DOCUMENTATION | RAHEY |
| >>>> | STC | 415 | A | 4 | | M W | 930-1120 | LDW 215 | PRODUCTION EDITING W/CHU 415 A ENTRY CARDS LDW 014 | FARKAS |
| >>>> | STC | 495 | A | 3-5 | | ARR | - | * * | PROF PRACTICE CR/NC ONLY ENTRY CARDS LDW 014 | FARKAS |

| | | | | | | | | |
|------|-----------|---|-----|-------|----------|----------|--------------------------------------|---|
| 5888 | MET E 468 | A | 1 | TH | 990-1120 | RDB 316 | UNDERGRAD SEMINAR CR/NC ONLY | STOEBE, T.G. |
| >>>> | MET E 499 | A | VAR | > ARR | - | ♦ ♦ | SPECIAL PROJECTS | RAD, Y.K. STOEBE, T.G. STANG, R.C. |
| 5890 | MET E 524 | A | 3 | N M F | 130-220 | RDB 316 | APP RATE PHENOMENA | RAD, Y.K. |
| 5891 | MET E 526 | A | 3 | N M F | 1230-120 | RDB 203A | DYNAMIC BEH MET SYS | |
| 5892 | MET E 536 | A | 3 | T | 930-1020 | RDB 516 | BRITTLE DESIGN PROB W/CER E 536 A | |
| 5893 | MET E 541 | A | 3 | N M F | 830-920 | RDB 316 | THRTCL STRCT MET I | STANG, R.C. |
| >>>> | MET E 599 | A | VAR | > ARR | - | ♦ ♦ | SPEC TOPICS IN MET | STANG, R.C. STOEBE, T.G. |
| >>>> | MET E 600 | A | VAR | > ARR | - | ♦ ♦ | INDEPENDNT STDY/RSCH | POLONIS, D.H. RAD, Y.K. STOEBE, T.G. |
| 5896 | MET E 700 | A | VAR | ARR | - | ♦ ♦ | MASTERS THESIS | ARCHBOLD STANG STOEBE POLONIS RAD, Y.K. |
| 5897 | MET E 800 | A | VAR | ARR | - | ♦ ♦ | DOCTORAL DISSERTATN | POLONIS STANG STOEBE ARCHBOLD, T.F. RAD, Y.K. |

MATERIALS SCIENCE AND ENGINEERING

| | | | | | | | | |
|------|---------|-------|---|-------|-----------|---------|-----------------------|----------------|
| 5871 | MSE 301 | A | 3 | T TH | 830-920 | RDB 211 | OPTICAL MICROSCOPY | SCOTT, W.D. |
| 5872 | MSE 301 | AN LB | | T | 930-1220 | WIL 235 | | SCOTT, W.D. |
| 5873 | MSE 301 | AD LB | | TH | 930-1220 | WIL 235 | | SCOTT, W.D. |
| 5874 | MSE 301 | AP LB | | T | 230-920 | WIL 235 | | SCOTT, W.D. |
| 5875 | MSE 301 | AD LB | | TH | 230-920 | WIL 235 | | SCOTT, W.D. |
| 5876 | MSE 314 | A | 5 | N M F | 130-220 | SIG 323 | STRUCTURE OF MATLS | ARCHBOLD, T.F. |
| 5877 | MSE 314 | AN LB | | N M | 230-920 | RDB 211 | | ARCHBOLD, T.F. |
| 5878 | MSE 314 | AD LB | | T TH | 230-920 | RDB 211 | | ARCHBOLD, T.F. |
| 5879 | MSE 322 | A | 4 | N M F | 1030-1120 | NEB-242 | THERM MATLS | RAD, Y.K. |
| 5880 | MSE 322 | AA QZ | | TH | 1230-120 | RDB 211 | | RAD, Y.K. |
| 5881 | MSE 322 | AB QZ | | T | 130-220 | RDB 211 | | RAD, Y.K. |
| 5882 | MSE 466 | A | 3 | N M F | 1130-1220 | RDB 322 | ELECTRON THEORY | |
| 5883 | MSE 520 | A | 1 | M | 230-420 | EEB 108 | SEMINAR CR/NC ONLY | BRADT, R.C. |

NUCLEAR ENGINEERING

| | | | | | | | | |
|------|-----------|-------|-----|-------|----------|---------|--|----------------|
| 5899 | NUC E 484 | A | 4 | N M F | 1230-120 | BNS 203 | INTRO NUCLEAR ENGR | MC CORMICK, M |
| 5900 | NUC E 484 | AA QZ | | T | 130-220 | BNS 203 | | MC CORMICK, M |
| 5901 | NUC E 484 | AB QZ | | TH | 130-220 | BNS 203 | | MC CORMICK, M |
| 5902 | NUC E 486 | A | 4 | TH | 1130-120 | BNS 203 | NUC SYSTEM DESIGN I PLUS 2 HRS ♦ | CHALK |
| 5903 | NUC E 498 | A | 1-6 | ARR | - | ♦ ♦ | SPEC TOPCS IN NUC E | |
| 5904 | NUC E 499 | A | 1-6 | ARR | - | ♦ ♦ | UNDERGRAD RESEARCH CR/NC ONLY | |
| 5905 | NUC E 500 | A | 5 | MTWTF | 830-920 | BNS 203 | NUC REACTOR THRY | ALBRECHT, R.M |
| 5906 | NUC E 510 | A | 3 | N M F | 130-220 | BNS 203 | NUCL REACTOR ENGR | GARLID, K.L. |
| 5907 | NUC E 521 | A | 1 | M | 330-500 | OAC 260 | GRAD SEMINAR W/NUC E 524 A CR/NC ONLY | WOODRUFF, G.L. |
| 5908 | NUC E 524 | A | 1 | M | 330-500 | OAC 260 | SMNR NUC SYS ANALYS W/NUC E 521 A CR/NC ONLY | WOODRUFF, G.L. |

>>>> STC 499 A 3-5 > ARR - ♦ ♦ SPECIAL PROJECTS ENTRY CARDS LDM 014 SOUTHER

COLLEGE OF FOREST RESOURCES BIOLOGICAL SCIENCES DIVISION

| | | | | | | | | | |
|------------------------------------|-----------|-------|-----|-------|-----------|---------|--|--|--|
| * ENTRY CARDS AVAILABLE IN AND 116 | | | | | | | | | |
| 6034 | FDR B 300 | A | 4 | N M F | 930-1020 | WFS 201 | DENDROLOGY | STETTTLER | |
| 6035 | FDR B 300 | AD LB | | T | 130-420 | WFS 105 | | STETTTLER | |
| 6036 | FDR B 310 | A | 4 | MTW F | 830-920 | WFS 201 | FOREST SOILS | UGOLINI | |
| 6037 | FDR B 321 | A | 3 | MTW F | 1030-1120 | WFS 201 | SILVICS | HINCKLEY | |
| 6038 | FDR B 321 | AN LB | | M | 130-530 | WFS 107 | FIELD/LAB LAST 6 WEEKS | HINCKLEY | |
| 6039 | FDR B 325 | A | 3 | N M F | 1030-1120 | WFS 201 | FOREST BIOLOGY I | GRIER | |
| 6040 | FDR B 325 | A | 5 | MTW F | 1030-1120 | WFS 201 | FOREST ECOLOGY | SCOTT GRIER HINCKLEY SCOTT GRIER HINCKLEY | |
| 6041 | FDR B 325 | AN LB | | M | 130-520 | WFS 107 | | SCOTT GRIER HINCKLEY | |
| 6042 | FDR B 401 | A | 3 | N M F | 1230-120 | WFS 105 | BIOL & COMS BIRDS | MANUAL | |
| 6043 | FDR B 411 | 2N | 2 | T TH | 230-920 | BHM 206 | BIOL & COMS BIRDS | MANUAL | |
| 6044 | FDR B 418 | A | 3 | N M F | 1030-1120 | AND 010 | FORREST SOIL MANAGE | ZASOSKI | |
| 6045 | FDR B 428 | A | 4 | N M F | 830-920 | WFS 105 | FDR COM ECOL | BRUBAKER | |
| >>>> | FDR B 429 | A | 3 | T TH | 930-1020 | WFS 201 | INT DPER SIL | OLIVER | |
| | | | | TH | 1030-500 | NOC ♦ | | | |
| 6047 | FDR B 430 | A | 3 | ARR | - | ♦ ♦ | SILV MTHS SP USES FIELD TRIPS TO BE ARR | AGEE SCOTT | |
| 6048 | FDR B 435 | A | 3 | N M F | 1130-1220 | WFS 105 | FOREST ENTOMOLOGY | | |
| 6049 | FDR B 436 | 2N | 2 | F | 130-420 | WFS 107 | LAB FOR ENTOMOLOGY | | |
| 6050 | FDR B 440 | A | 4 | N M F | 830-920 | BLD 392 | SOIL PHYSICS | FRITSCHEN | |
| 6051 | FDR B 440 | AN LB | | M | 130-420 | BLD 211 | | FRITSCHEN | |
| 6052 | FDR B 453 | A | 4 | N M F | 1230-120 | 610 316 | PALEOECOLOGY | BRUBAKER LEDPOLD BRUBAKER LEDPOLD | |
| 6053 | FDR B 453 | AN LB | | F | 130-320 | JHM 414 | | | |
| 6054 | FDR B 455 | A | 1 | M | 330-420 | WFS 201 | WLF SEMINAR W/FDR B 555 A CR/NC ONLY | TABER | |
| >>>> | FDR B 490 | A | 1-5 | > ARR | - | ♦ ♦ | UNDERGRAD STUDIES | | |
| >>>> | FDR B 491 | A | 1-5 | > ARR | - | ♦ ♦ | UNDERGRAD STUDIES | | |
| >>>> | FDR B 492 | A | 1-5 | > ARR | - | ♦ ♦ | UNDERGRAD STUDIES | | |
| 6058 | FDR B 500 | A | 2 | T | 330-520 | WFS 201 | GRADUATE SEMINAR CR/NC ONLY | COLE WAGGENER | |
| >>>> | FDR B 510 | A | 1-5 | > ARR | - | ♦ ♦ | GD STOYS FOR SOILS | | |
| >>>> | FDR B 515 | A | 1-5 | > ARR | - | ♦ ♦ | GD STOYS FOR INFL | | |
| >>>> | FDR B 516 | A | 1-5 | > ARR | - | ♦ ♦ | GD STOYS FOR PETEOR | FRITSCHEN | |
| 6062 | FDR B 519 | A | 1 | M | 330-520 | WFS 201 | FOREST SOIL SEMINAR CR/NC ONLY | ZASOSKI | |
| >>>> | FDR B 520 | A | 1-5 | > ARR | - | ♦ ♦ | GD STOYS SILV-ECOL | | |
| 6064 | FDR B 523 | A | 1-5 | ARR | - | ♦ ♦ | RANGE & MLDLFE HAB | DRIVER | |
| >>>> | FDR B 526 | A | 1-5 | > ARR | - | ♦ ♦ | GD STOYS FOR GENET | STETTTLER | |
| >>>> | FDR B 534 | A | 1-5 | > ARR | - | ♦ ♦ | GD STOYS FOR PATH | DRIVER EDWARDS | |
| >>>> | FDR B 535 | A | 1-5 | > ARR | - | ♦ ♦ | GD STOYS FOR ENT | | |
| >>>> | FDR B 555 | A | 1-5 | > M | 330-420 | WFS 201 | GD STDY WILDLFE MGT W/FDR B 495 A | TABER, R. | |

W - WRITING COURSE MEETING A & B REQUIREMENT H - HONORS ♦ - PERMISSION SIGNATURE % - NEW COURSE (SEE FRONT OF THE SCHEDULE)
>>> ENROLLMENT IN THIS SECTION IS LIMITED, AND STUDENTS MUST OBTAIN ENTRY CARDS. THE SCHEDULE LINE NUMBER IS PRINTED ON THE ENTRY CARD AND MUST BE MARKED ON THE O-SCAN REGISTRATION FORM. BOTH THE O-SCAN FORM AND CARD MUST BE TURNED IN TO REGISTER.

W - WRITING COURSE MEETING A & B REQUIREMENT H - HONORS ♦ - PERMISSION SIGNATURE % - NEW COURSE (SEE FRONT OF THE SCHEDULE)
>>> ENROLLMENT IN THIS SECTION IS LIMITED, AND STUDENTS MUST OBTAIN ENTRY CARDS. THE SCHEDULE LINE NUMBER IS PRINTED ON THE ENTRY CARD AND MUST BE MARKED ON THE O-SCAN REGISTRATION FORM. BOTH THE O-SCAN FORM AND CARD MUST BE TURNED IN TO REGISTER.

COLLEGE OF FOREST RESOURCES

| Sched. Line No. | DEPARTMENT | COURSE | TERM | SECTION | CREDITS | WHIPN RTRMSW WHTP% | | | TIME | | LOCATION | TITLE AND REMARKS | INSTRUCTOR |
|-----------------|------------|--------|------|---------|---------|--------------------------|------|--|------|--|----------|-------------------|------------|
| | | | | | | Day | Hour | | | | | | |

| | | | | | | | | | | | | | |
|------|-----------|-----------|---|--|-----|--|--|--|-----|---|--|---------------------|--|
| >>>> | 6069 | FOR B 556 | A | | 1-5 | | | | ARR | - | | GRAD STUDY FOR ZOOL | |
| >>>> | FOR B 590 | A | | | 1-5 | | | | ARR | - | | GRADUATE STUDIES | |
| >>>> | FOR B 600 | A | | | VAR | | | | ARR | - | | INDEPNMNT STDY/RSCH | |
| >>>> | FOR B 700 | A | | | VAR | | | | ARR | - | | MASTERS THESIS | |
| >>>> | FOR B 800 | A | | | VAR | | | | ARR | - | | DOCTORAL DISSERTATN | |

MANAGEMENT AND SOCIAL SCIENCES DIVISION

* ENTRY CARDS AVAILABLE IN AND 116

| | | | | | | | | | | | | | |
|------|-----------|----|--|--|-----|--|--|--|-------|-----------|---------|------------------------------------|--------------------|
| 6074 | FOR M 100 | A | | | 5 | | | | HTWTH | 830-920 | AND 223 | INTRO FOR REST MGT | LEE |
| 6075 | FOR M 100 | AA | | | QZ | | | | M | 1030-1120 | AND 008 | | LEE |
| 6076 | FOR M 100 | AD | | | QZ | | | | T | 1030-1120 | AND 008 | | LEE |
| 6077 | FOR M 100 | AC | | | QZ | | | | T | 130-220 | AND 008 | | LEE |
| 6078 | FOR M 250 | A | | | 4 | | | | M M F | 930-1020 | AND 008 | COMPUTER PROGRAMNG | BRIGGS |
| 6079 | FOR M 250 | AN | | | LB | | | | M | 130-320 | AND 008 | | BRIGGS |
| 6080 | FOR M 252 | A | | | 3 | | | | M M F | 1230-120 | AND 008 | INTRD NAT RES SOC | LEE |
| 6081 | FOR M 351 | A | | | 3 | | | | M M F | 1130-1220 | AND 010 | INTRO MILOLAND REC | SHARPE |
| >>>> | FOR M 357 | A | | | 5 | | | | ARR | - | NOC * | OUT REC MGT INTERN | SHARPE |
| 6083 | FOR M 366 | A | | | 3 | | | | M M F | 930-1020 | BLD 392 | QM IN FOR RES MGT W/O SCI 366 A | DARE |
| 6084 | FOR M 430 | A | | | 3 | | | | M M F | 830-920 | AND 010 | INT TO FIRE MGMT | PICKFORD |
| >>>> | FOR M 457 | A | | | 10 | | | | ARR | - | NOC * | ADV OUT REC INTERN | SHARPE |
| 6086 | FOR M 460 | A | | | 3 | | | | M M F | 1230-120 | BLD 286 | ECON OF FOREST USE | MAGGENER |
| >>>> | FOR M 490 | A | | | 1-5 | | | | ARR | - | * | UNDERGRAD STUDIES | |
| >>>> | FOR M 491 | A | | | 1-5 | | | | ARR | - | * | UNDERGRAD STUDIES | |
| >>>> | FOR M 492 | A | | | 1-5 | | | | ARR | - | * | UNDERGRAD STUDIES | |
| >>>> | FOR M 530 | A | | | 1-5 | | | | ARR | - | * | GD STOYS FIRE CNTRL | PICKFORD |
| >>>> | FOR M 533 | A | | | 2 | | | | TH | 330-500 | BLD 392 | GD STOYS AP FOR PRO | PICKFORD DRIVER |
| >>>> | FOR M 550 | A | | | 1-5 | | | | ARR | - | * | GD STDY FOR RCREATH | SHARPE |
| >>>> | FOR M 559 | A | | | 1-5 | | | | ARR | - | * | GR ST FOR R PLAN | BRADLEY |
| >>>> | FOR M 560 | A | | | 3 | | | | T TH | 830-1000 | BLD 286 | GD STDY FOR HSTEPOL | MAGGENER, T. |
| 6095 | FOR M 562 | A | | | 3 | | | | T TH | 830-1000 | WFS 105 | ADV FOR RES MNGMNT | DARE |
| >>>> | FOR M 563 | A | | | 1-5 | | | | ARR | - | * | GD STOYS MENSURATN | RUSTAGI |
| >>>> | FOR M 565 | A | | | 1-5 | | | | ARR | - | * | GD STOYS FOR MNGHT | |
| >>>> | FOR M 566 | A | | | 1-5 | | | | ARR | - | * | GD STOYS FOR PHOTUG | PICKFORD |
| >>>> | FOR M 568 | A | | | 1-5 | | | | ARR | - | * | GD STOYS FOR ECON | SCHREUDER |
| 6100 | FOR M 569 | A | | | 1-5 | | | | ARR | - | * | GS FOREST SOC | LEE |
| >>>> | FOR M 590 | A | | | 1-5 | | | | ARR | - | * | GRADUATE STUDIES | |
| >>>> | FOR M 600 | A | | | VAR | | | | ARR | - | * | INDEPNMNT STDY/RSCH | |
| >>>> | FOR M 700 | A | | | VAR | | | | ARR | - | * | MASTERS THESIS | |
| >>>> | FOR M 800 | A | | | VAR | | | | ARR | - | * | DOCTORAL DISSERTATN | |

AEE, J.
BLEDSOE, C.
BRUBAKER, L.
CLARK, J.
CDLE, D.
EDMONDS, R.
GARA, R.
HINCKLEY, T.
OLIVER, C.
SCOTT, D. R. M.
STETTLER, R.
TABER, R.
TUKEY, H.
VOGT, K.

| Sched. Line No. | DEPARTMENT | COURSE | TERM | SECTION | CREDITS | WHIPN RTRMSW WHTP% | | | TIME | | LOCATION | TITLE AND REMARKS | INSTRUCTOR |
|-----------------|------------|--------|------|---------|---------|--------------------------|------|--|------|--|----------|-------------------|------------|
| | | | | | | Day | Hour | | | | | | |

| | | | | | | | | | | | | | |
|------|-----------|----|--|--|-----|--|--|--|-------|-----------|---------|--|-------------|
| 6154 | AMATH 381 | A | | | 3 | | | | M M F | 230-320 | SIG 423 | INTRODUCT MODELING M/MATH 381 A | |
| 6155 | AMATH 401 | A | | | 4 | | | | M M F | 130-220 | AND 223 | METHOD APPLIED MATH M/ENGR 401 A | |
| 6156 | AMATH 401 | AA | | | QZ | | | | T | 130-320 | GUC 404 | M/ENGR 401 AA | |
| 6157 | AMATH 401 | AD | | | QZ | | | | TH | 130-320 | GUC 404 | M/ENGR 401 AD | |
| 6158 | AMATH 501 | A | | | 1 | | | | T | 400-500 | GUC 306 | AMATH SEMINAR CR/NC ONLY | |
| 6159 | AMATH 507 | A | | | 3 | | | | M M F | 1130-1220 | SAV 209 | CAL OF VAR I M/MATH 507 A | |
| 6160 | AMATH 519 | A | | | 3 | | | | T TH | 230-400 | GUC 317 | TENSOR ANALYSIS M/MATH 519 A | |
| 6161 | AMATH 567 | A | | | 3 | | | | M M F | 830-920 | BAG 260 | ANALYSIS ENGR SCI I M/A A 567 A | |
| 6162 | AMATH 577 | A | | | 3 | | | | T TH | 1030-1200 | GUC 411 | PERTURBATN THRY I | |
| 6163 | AMATH 584 | A | | | 3 | | | | M M F | 130-220 | GUC 317 | LINEAR ALG AND NUM MTH M/A A 584 A | VAGNERS, J. |
| 6164 | AMATH 588 | A | | | 3 | | | | T TH | 130-300 | GUC 411 | TECH APPL ANAL II | |
| 6165 | AMATH 599 | A | | | 1 | | | | ARR | - | * | SPEC STDY APPL MATH PERMISSION OF INSTR | |
| 6166 | AMATH 600 | A | | | VAR | | | | ARR | - | * | INDEPNMNT RSCN/STDY CR/NC ONLY | |
| 6167 | AMATH 700 | A | | | VAR | | | | ARR | - | * | MASTERS THESIS CR/NC ONLY | |
| 6168 | AMATH 800 | A | | | VAR | | | | ARR | - | * | DOCTORAL DISSERTATN CR/NC ONLY | |

BIOMATHEMATICS

| | | | | | | | | | | | | | |
|------|-----------|---|--|--|-----|--|--|--|-----|---------|---------|--|--|
| >>>> | BMATH 597 | A | | | 1 | | | | M | 330-500 | BID 316 | SEM QUAN RES MNGMT W/O SCI 597 A CR/NC ONLY ENTRY CARDS COS 201 | |
| >>>> | BMATH 598 | A | | | 1-3 | | | | ARR | - | * | SPEC TOP QUANT ECCL CR/NC ONLY ENTRY CARDS COS 201 | |
| >>>> | BMATH 599 | A | | | 1-5 | | | | ARR | - | * | QUANT ECOLOGY RESCH CR/NC ONLY ENTRY CARDS COS 201 | |
| >>>> | BMATH 600 | A | | | VAR | | | | ARR | - | * | INDEPNMNT STDY/RSCH CR/NC ONLY ENTRY CARDS HSB F600 | |
| >>>> | BMATH 700 | A | | | VAR | | | | ARR | - | * | MASTERS THESIS CR/NC ONLY ENTRY CARDS HSB F600 | |
| >>>> | BMATH 800 | A | | | VAR | | | | ARR | - | * | DOCTORAL DISSERTATN CR/NC ONLY ENTRY CARDS HSB F600 | |

DOCTORAL ARTS

| | | | | | | | | | | | | | |
|------|-----------|---|--|--|-----|--|--|--|-----|---|---|--|--|
| >>>> | D ART 800 | A | | | VAR | | | | ARR | - | * | DOCTORAL DISSERTATN ENTRY CARDS ADM 201 | |
|------|-----------|---|--|--|-----|--|--|--|-----|---|---|--|--|

INDIVIDUAL PH D PROGRAM

* ENTRY CARDS AVAILABLE IN ADM 201

| | | | | | | | | | | | | | |
|------|----------|---|--|--|-----|--|--|--|-----|---|---|---------------------|--|
| >>>> | IPHD 600 | A | | | VAR | | | | ARR | - | * | INDEPNMNT STDY/RSCH | |
| >>>> | IPHD 800 | A | | | VAR | | | | ARR | - | * | DOCTORAL DISSERTATN | |

PHYSICAL SCIENCES DIVISION

| ENTRY CARDS AVAILABLE IN | | AND 116 | | | | | | | | | |
|--------------------------|-----------------|---------|-------|-----------|---------|------------------------------------|---------------|--|--|--|--|
| 6108 | FDR P 102 A | 3 | T TH | 930-1020 | AND 008 | INT PULP/PAPER MFG | HRUTFIORD | | | | |
| 6108 | FDR P 102 AN LB | | W | 1230-220 | BLD 014 | W/FDR P 302 A | HRUTFIORD | | | | |
| 6107 | FDR P 102 AD LB | | W | 230-420 | BLD 014 | W/FDR P 302 AD | HRUTFIORD | | | | |
| 6108 | FDR P 102 AP LB | | W | 1230-220 | BLD 209 | W/FDR P 302 AP | HRUTFIORD, B. | | | | |
| 6109 | FDR P 102 AO LB | | W | 230-420 | BLD 209 | W/FDR P 302 AO | HRUTFIORD, B. | | | | |
| 6110 | FDR P 243 A | 4 | T TH | 1130-1220 | BLD 105 | MECH IN FORESTRY | GRUELICH | | | | |
| 6111 | FDR P 243 AN LB | | W F | 1130-1220 | BLD 311 | | GRUELICH | | | | |
| 6112 | FDR P 300 A | 3 | W M | 330-520 | AND 008 | TIM HAR NGMT | BURKE | | | | |
| 6113 | FDR P 302 A | 4 | T TH | 930-1020 | AND 008 | PULP AND PAPER TECH | HRUTFIORD | | | | |
| 6114 | FDR P 302 AA CO | | TH | 130-420 | BLD 014 | W/FDR P 102 A | HRUTFIORD | | | | |
| 6115 | FDR P 302 AN LB | | W | 1230-220 | BLD 014 | W/FDR P 102 AN | HRUTFIORD | | | | |
| 6116 | FDR P 302 AD LB | | W | 230-420 | BLD 014 | W/FDR P 102 AD | HRUTFIORD | | | | |
| 6117 | FDR P 302 AP LB | | W | 1230-220 | BLD 209 | W/FDR P 102 AP | HRUTFIORD, B. | | | | |
| 6118 | FDR P 302 AO LB | | W | 230-420 | BLD 209 | W/FDR P 102 AO | HRUTFIORD, B. | | | | |
| 6119 | FDR P 304 A | 3 | H M F | 930-1020 | WFS 107 | WD PROP AND PRDD | SMITH | | | | |
| 6120 | FDR P 305 2N | 1 | W | 330-520 | WFS 107 | WOOD PROP & USE LAB | SMITH | | | | |
| >>>> | FDR P 341 A | 4 | T TH | 1230-220 | BLD 286 | TIMBER HARVESTING FOR ENG MAJ ONLY | GRUELICH | | | | |
| 6122 | FDR P 400 A | 5 | H M F | 1230-120 | WFS 010 | WOOD & FIBER STRUCT | BRIGGS | | | | |
| 6123 | FDR P 400 AN LB | | T TH | 130-420 | WFS 107 | | BRIGGS | | | | |
| 6124 | FDR P 403 A | 3 | T TH | 130-300 | BLD 392 | FIBR STRUCTURED I | ALLAN, G.G. | | | | |
| 6125 | FDR P 466 A | 3 | H M F | 930-1020 | AND 010 | WOOD CHEMISTRY I | HRUTFIORD | | | | |
| | | | | | | W/CHLE 470 A | | | | | |
| 6126 | FDR P 408 A | 3 | T TH | 830-1000 | BLD 392 | WOOD CHEMISTRY II | SARKANEN | | | | |
| >>>> | FDR P 446 A | 2 | > ARR | - | NDC * | SR FOR ENGR FLD STD | SCHIESS | | | | |
| >>>> | FDR P 447 A | 5 | > ARR | - | NDC * | SR FOR ENGR FLD STD | SCHIESS | | | | |
| >>>> | FDR P 448 A | 5 | > ARR | - | NDC * | SR FOR ENGR FLD STD | SCHIESS | | | | |
| >>>> | FDR P 449 A | 3 | > ARR | - | NDC * | SR FOR ENGR FLD STD | SCHIESS | | | | |
| 6131 | FDR P 470 A | 3 | H M F | 1130-1220 | BLD 392 | PRODUCTS PROTECTION | DRIVER SMITH | | | | |
| 6132 | FDR P 485 A | 1 | T | 300-400 | BLD 286 | UNDERGRAD RESEARCH | ALLAN | | | | |
| >>>> | FDR P 490 A | 1-5 | > ARR | - | * * | UNDERGRAD STUDIES | | | | | |
| >>>> | FDR P 491 A | 1-5 | > ARR | - | * * | UNDERGRAD STUDIES | | | | | |
| >>>> | FDR P 492 A | 1-5 | > ARR | - | * * | UNDERGRAD STUDIES | MC KEAN | | | | |
| >>>> | FDR P 497 A | 1 | > ARR | - | * * | PLP & PPR INTRNSHIP | MC KEAN | | | | |
| >>>> | FDR P 498 A | 1 | > ARR | - | * * | PLP & PPR INTRNSHIP | MC KEAN | | | | |
| 6136 | FDR P 540 A | 1-5 | ARR | - | * * | GD STODS LDG ENGR | SCHIESS | | | | |
| >>>> | FDR P 570 A | 1-5 | > ARR | - | * * | GD STODS FOR PRDD | HRUTFIORD | | | | |
| 6140 | FDR P 577 A | 1 | TH | 330-500 | BLD 286 | WOOD/PAPER SCI SMKR CR/NC ONLY | SARKANEN | | | | |
| >>>> | FDR P 590 A | 1-5 | > ARR | - | * * | GRADUATE STUDIES | | | | | |
| >>>> | FDR P 600 A | VAR | > ARR | - | * * | INDEPNMT STDY/RSCH | | | | | |
| >>>> | FDR P 700 A | VAR | > ARR | - | * * | MASTERS THESIS | | | | | |
| >>>> | FDR P 800 A | VAR | > ARR | - | * * | DOCTORAL DISSERTATH | | | | | |

NUTRITIONAL SCIENCES

| | | | | | | | |
|------|------------|------|-------|-----------|----------|---|-------------|
| 6176 | NUTR 300 A | 3 | H M F | 130-220 | KNE 120 | NUTR FOR TODAY W/FP SC 300 A | YANAKA |
| 6177 | NUTR 301 A | 3 | H M F | 1230-120 | HSB T733 | NUTR & NURSING NURSING STDMT PRIORITY | NORTHINGTON |
| 6178 | NUTR 461 A | 3 | T TH | 900-1020 | MDR 219 | CL DIET THERAPY | HONSEN |
| >>>> | NUTR 500 A | 1 | > TH | 1130-1220 | RAI 318 | GRAD SEMINAR CR/NC ONLY ENTRY CARDS RAI 305 | YANAKA |
| 6180 | NUTR 521 A | 3 | T TH | 130-300 | RAI 121 | LIPID NUTRITION PRIORITY DEPT MAJORS | CHILDS |
| >>>> | NUTR 532 A | 2-12 | > ARR | - | * * | FLOWK PUB HLTH NUTR ENTRY CARDS RAI 305 | YANAKA |
| >>>> | NUTR 560 A | 1-5 | > ARR | - | * * | PRAC IN DIET ED ENTRY CARDS RAI 305 | KARKECK |
| >>>> | NUTR 561 A | 1-3 | > F | 930-1020 | RAI 318 | CLIN NUTR FIELDWRK ENTRY CARDS RAI 305 | KARKECK |
| >>>> | NUTR 562 A | 4 | > H M | 930-1120 | RAI 318 | ADV CLINICAL RUTR ENTRY CARDS RAI 305 | KARKECK |
| >>>> | NUTR 600 A | VAR | > ARR | - | * * | INDEPNMT STDY/RSCH CR/NC ONLY ENTRY CARDS RAI 305 | KARKECK |
| >>>> | NUTR 700 A | VAR | > ARR | - | * * | MASTERS THESIS CR/NC ONLY ENTRY CARDS RAI 305 | KARKECK |

PHYSIOLOGY PSYCHOLOGY

| | | | | | | | |
|------|-------------|-----|-----|---|-----|---------------------|--|
| 6170 | P PSY 600 A | VAR | ARR | - | * * | DOCTORAL DISSERTATH | SMITH, M.H., FUCHS, STEINER, R.A., SMITH, D.A., WOOD, S., SCHWARTZKROD |
|------|-------------|-----|-----|---|-----|---------------------|--|

RADIOLOGICAL SCIENCE

| ENTRY CARDS AVAILABLE IN | | HSB D210 | | | | | |
|--------------------------|-------------|----------|--------|-----------|-----------|-----------------------------------|---------|
| >>>> | RAD 5 501 A | 2 | > T TH | 930-1020 | HSB T474 | DIOL EFCT IDNIZ RAD | JACKSON |
| >>>> | RAD 5 508 A | 2 | > T TH | 1030-1120 | HSB T360A | PHYS ASPECT MED IMG W/RADCT 500 A | HANSON |
| 6173 | RAD 5 542 A | 3 | H M F | 1030-1120 | HSB T474 | ENV IMPACT RAD W/NUC E 542 A | ROSKIN |
| >>>> | RAD 5 600 A | VAR | > ARR | - | * * | INDEPNMT STDY/RSCH | JACKSON |
| >>>> | RAD 5 700 A | VAR | > ARR | - | * * | MASTERS THESIS | JACKSON |

INTERSCHOOL OR INTERCOLLEGE PROGRAMS

BIOENGINEERING

| ENTRY CARDS AVAILABLE IN | | ARL 328 | | | | | |
|--------------------------|-------------|---------|--------|-----------|-----------|--|---------------|
| 6209 | BIDEN 299 A | 1 | T | 1230-120 | SIC 329 | INTRO TO BIORNGR CR/NC ONLY | HALBERT, S.A. |
| 6210 | BIDEN 401 A | 3 | T TH | 1030-1200 | EED 329 | ENG ANAL CELL FNCTN | |
| >>>> | BIDEN 499 A | 2-6 | > ARR | - | * * | SPECIAL PROJECTS | |
| >>>> | BIDEN 510 A | 1 | > W | 1230-120 | HSB T360A | BIDENG SEMINARS CR/NC ONLY | FOSTER, D.M. |
| 6213 | BIDEN 531 A | 1-5 | 0 T TH | 1030-1120 | HSB T665 | ELECTRON MICROSCOPY W/STP 531 A CR/NC ONLY | LUFT JOHNSON |

INTERDISCIPLINARY GRADUATE PROGRAMS

APPLIED MATHEMATICS

| | | | | | | | |
|------|-------------|---|-------|-----------|---------|----------------------------------|--|
| 6151 | AMATH 341 A | 3 | H M F | 930-1020 | LOW 101 | CON APP NUM METHODS W/ENGR 341 A | |
| 6152 | AMATH 341 D | 3 | H M F | 230-320 | LOW 101 | W/ENGR 341 D | |
| 6153 | AMATH 391 A | 3 | H M F | 1030-1120 | LOW 101 | QUANT METHOD I W/OCEAN 351 A | |

W - WRITING COURSE MEETING A & B REQUIREMENT H - HONORS * - PERMISSION SIGNATURE % - NEW COURSE (SEE FRONT OF THIS SCHEDULE)
 >>> ENROLLMENT IN THIS SECTION IS LIMITED, AND STUDENTS MUST OBTAIN ENTRY CARDS, THE SCHEDULE LINE NUMBER IS PRINTED ON THE ENTRY CARD AND MUST BE MARKED ON THE OP-SCAN REGISTRATION FORM, BOTH THE OP-SCAN FORM AND CARD MUST BE TURNED IN TO REGISTER.

W - WRITING COURSE MEETING A & B REQUIREMENT H - HONORS * - PERMISSION SIGNATURE % - NEW COURSE (SEE FRONT OF THIS SCHEDULE)
 >>> ENROLLMENT IN THIS SECTION IS LIMITED, AND STUDENTS MUST OBTAIN ENTRY CARDS, THE SCHEDULE LINE NUMBER IS PRINTED ON THE ENTRY CARD AND MUST BE MARKED ON THE OP-SCAN REGISTRATION FORM, BOTH THE OP-SCAN FORM AND CARD MUST BE TURNED IN TO REGISTER.

INTERSCHOOL OR INTERCOLLEGE PROGRAMS

| Sched. Line No. | DEPARTMENT | COURSE TERM SECTION | CREDITS | W H T F S | P R I M S | N I E | TIME | | LOCATION | TITLE AND REMARKS | INSTRUCTOR |
|--|------------|---------------------|---------|-----------------------|-----------------------|-------------|--------|-----------|-----------|---|------------|
| | | | | | | | Day | Hour | | | |
| 6214 | BIDEN 598 | A | 3 | | | | M W F | 1030-1120 | LDW 111 | WAVES IN BIDEN | |
| >>>> | BIDEN 599 | A | 2-6 | | | | ARR | - | • • | SPEC TOPICS BIDENG | |
| >>>> | BIDEN 600 | A | VAR | | | | ARR | - | • • | INDEPENDNT STDY/RSCH CR/NC ONLY | |
| >>>> | BIDEN 700 | A | VAR | | | | ARR | - | • • | MASTER'S THESIS CR/NC ONLY | |
| QUANTITATIVE SCIENCE | | | | | | | | | | | |
| * ENTRY CARDS AVAILABLE IN CBS 304 | | | | | | | | | | | |
| 6216 | Q SCI 291 | A | 4 | | | | M W F | 930-1020 | NDR 220 | ANAL FOR BIOLOGISTS | |
| 6219 | Q SCI 291 | AN LB | | | | | T | 1230-120 | AND 008 | | |
| 6220 | Q SCI 366 | A | 3 | | | | M W F | 930-1020 | BLD 392 | QN IM FOR RES MGT W/FDR M 366 A | BARE |
| 6221 | Q SCI 381 | A | 5 | | | | MT THF | 830-920 | SIG 427 | INTRO PROBABLESTAT | |
| 6222 | Q SCI 381 | AN LB | | | | | M | 830-1020 | FIS 215 | | |
| 6223 | Q SCI 381 | AD LB | | | | | T | 930-1120 | FIS 209 | | |
| 6224 | Q SCI 381 | B | 5 | | | | MT THF | 1030-1120 | NDR 234 | | |
| 6225 | Q SCI 381 | BN LB | | | | | TH | 830-1020 | FIS 207 | | |
| 6226 | Q SCI 381 | BD LB | | | | | M | 130-320 | FIS 207 | | |
| 6227 | Q SCI 392 | A | 3 | | | | M W F | 130-220 | FIS 215 | TECH APL MATH-BIO I | FLETCHER |
| 6228 | Q SCI 456 | A | 4 | | | | M W F | 230-320 | HSB T747 | MATH MODLS POP BIOL | GALLUCCI |
| 6229 | Q SCI 456 | AM LB | | | | | T | 130-320 | FIS 207 | | |
| 6230 | Q SCI 456 | AD LB | | | | | TH | 330-520 | AND 008 | | |
| 6231 | Q SCI 482 | A | 5 | | | | MT THF | 830-920 | FIS 201 | STAT INFR APPL RSCH | CONQUEST |
| 6232 | Q SCI 482 | AN LB | | | | | TH | 1030-1220 | HSB T479 | | |
| 6233 | Q SCI 482 | AD LB | | | | | M | 1030-1220 | HSB T473 | | |
| | | | | | | | M | 1030-1220 | HSB T473A | | |
| >>>> | Q SCI 499 | A | 1-5 | | | | ARR | - | • • | UNDERGRAD RESEARCH CR/NC ONLY | |
| >>>> | Q SCI 502 | A | 1-4 | | | | ARR | - | • • | STATSTCL CONSULTING GRADUATE STATUS OR SPECIAL PERMISSION | CONQUEST |
| 6236 | Q SCI 597 | A | 1 | | | | M | 330-500 | B10 316 | SEN QUAN ECOLOGY W/DHATH 597 A | SMARTZMAN |
| 6237 | Q SCI 598 | A | 1-3 | | | | ARR | - | • • | SPEC TOP RES MANGMT | GALLUCCI |
| SOCIAL MANAGEMENT OF TECHNOLOGY | | | | | | | | | | | |
| 6236 | SMT 401 | A | 3 | | | | T TH | 930-1100 | LDW 112 | INTRO TECH SOC/POL W/HSS 421 A | BEREAND |
| 6235 | SMT 454 | A | 3 | | | | T TH | 130-300 | LDW 111 | ALTERN TECH | BEREAND,P. |
| 6240 | SMT 499 | A | 2-5 | | | | ARR | - | • • | SPECIAL PROJECTS | |
| >>>> | SMT 532 | A | 3 | | | | M W | 1030-1200 | SAV 142 | REGULATORY THEORY W/PD AF 532 A | ZERBE |
| >>>> | SMT 540 | A | 3 | | | | F | 1030-1220 | NDR 226 | SOC MANAGE TECH I W/PS AF 540 A ENTRY CARDS NDR 201 SOCIAL MANAGEMENT OF TECHNOLOGY I | WENX,E. |
| 6249 | SMT 599 | A | 1-5 | | | | ARR | - | • • | CUR TPCS IN SMT | |
| UNIVERSITY CONJOINT | | | | | | | | | | | |
| 6244 | UCDNJ 100 | A | 1 | | | | T TH | 130-220 | HSB 0209 | INTRO HEALTH PROF CR/NC ONLY ENVH/LAB MED/REHAB MED DENTAL HYGIENE RESPONSIBLE | |
| 6245 | UCDNJ 420 | ZN | 1 | | | | ARR | - | • • | BIDL SAFE PRACTICES CR/NC ONLY MICROBIOLOGY RESPONSB | KENNY,G.E. |

| Sched. Line No. | DEPARTMENT | COURSE TERM SECTION | CREDITS | W H T F S | P R I M S | N I E | TIME | | LOCATION | TITLE AND REMARKS | INSTRUCTOR |
|--|------------|---------------------|---------|-----------------------|-----------------------|-------------|------|-----------|----------|---|------------------------------------|
| | | | | | | | Day | Hour | | | |
| >>>> | LIBR 598 | A | 3 | | | | M W | 130-300 | SUZ 127 | SPEC TOPICS IN LIBR CR/NC ONLY | SHAN |
| >>>> | LIBR 598 | B | 3 | | | | F | 230-500 | SUZ 127 | MULTI-ETHNIC LIT. FOR CHILD & YA CR/NC ONLY SPECIAL LIBRARIES | HIATT |
| >>>> | LIBR 599 | A | 3 | | | | T TH | 1030-1200 | SUZ 127 | METHODS RES LIBRN | CHISHDLN |
| >>>> | LIBR 600 | A | VAR | | | | ARR | - | • • | INDEPENDNT STDY/RSCH CR/NC ONLY | |
| >>>> | LIBR 700 | A | VAR | | | | ARR | - | • • | MASTERS THESIS CR/NC ONLY | |
| SCHOOL OF MEDICINE | | | | | | | | | | | |
| ANESTHESIOLOGY | | | | | | | | | | | |
| * COURSES NUMBERED WITH A SUFFIX ARE NOT GRADUATE COURSES BUT ARE INTENDED FOR MEDICAL STUDENTS ONLY | | | | | | | | | | | |
| 6317 | ANEST 498 | A | VAR | | | H | ARR | - | • • | M-UNDERGRAD THESIS | CAPLAN,R. |
| 6318 | ANEST 499 | A | VAR | | | H | ARR | - | • • | M-UNDERGRAD RSCH FIRST 6 WEEKS 10/1-11/9 | CAPLAN,R. |
| 6319 | ANEST 499 | B | VAR | | | H | ARR | - | • • | SECOND 6 WEEKS 11/12-12/21 | CAPLAN,R. |
| 6320 | ANEST 680P | A | 4 | | | H | ARR | - | • • | P-H-BASIC ANES CLK FIRST 2 WEEKS 10/1-10/12 | FREUND,F. CLAUSER,D. WARD,R. |
| 6321 | ANEST 680P | B | 4 | | | H | ARR | - | • • | SECOND 2 WEEKS 10/15-10/28 | FREUND,F. CLAUSER,D. WARD,R. |
| 6322 | ANEST 680P | C | 4 | | | H | ARR | - | • • | THIRD 2 WEEKS 10/29-11/9 | FREUND,F. CLAUSER,D. WARD,R. |
| 6323 | ANEST 680P | D | 4 | | | H | ARR | - | • • | FOURTH 2 WEEKS 11/12-11/23 | FREUND,F. CLAUSER,D. WARD,R. |
| 6324 | ANEST 680P | E | 4 | | | H | ARR | - | • • | FIFTH 2 WEEKS 11/26-12/7 | FREUND,F. CLAUSER,D. WARD,R. |
| 6325 | ANEST 680P | F | 4 | | | H | ARR | - | • • | SIXTH 2 WEEKS 12/10-12/21 | FREUND,F. CLAUSER,D. WARD,R. |
| 6326 | ANEST 680P | G | 4 | | | H | ARR | - | • • | SEVENTH 2 WEEKS 12/24-1/4 | FREUND,F. CLAUSER,D. WARD,R. |
| 6327 | ANEST 681P | A | 8 | | | H | ARR | - | • • | P-H-ADV CLKSP ANEST FIRST 4 WEEKS 10/1-10/26 | FREUND,F. CLAUSER,D. WARD,R. |
| 6328 | ANEST 681P | B | 8 | | | H | ARR | - | • • | SECOND 4 WEEKS 10/29-11/23 | FREUND,F. CLAUSER,D. WARD,R. |
| 6329 | ANEST 681P | C | 8 | | | H | ARR | - | • • | THIRD 4 WEEKS 11/26-12/21 | FREUND,F. CLAUSER,D. WARD,R. |
| 6330 | ANEST 681P | D | 8 | | | H | ARR | - | • • | FOURTH 4 WEEKS 12/24-1/18 | FREUND,F. CLAUSER,D. WARD,R. |
| 6331 | ANEST 697P | A | VAR | | | H | ARR | - | • • | P-H-ANEST SPEC ELCT FIRST 6 WEEKS 10/1-11/9 | CAPLAN,R. |
| 6332 | ANEST 697P | B | VAR | | | H | ARR | - | • • | SECOND 6 WEEKS 11/12-12/21 | CAPLAN,R. |
| 6333 | ANEST 697P | C | VAR | | | H | ARR | - | • • | | CAPLAN,R. |

| | | | | | | | | |
|------|-----------|---|------|--------------|--------------------------|-----------------------|---|------------------------------|
| 6246 | UCDNJ 422 | A | 2 | M | 520-700 PM | HSB T733 | SEX TRANSMIT DIS CR/NC ONLY PHARMACY RESPONSIBLE | ELNER, G. |
| 6247 | UCDNJ 440 | A | 3 | T TH T TH | 330-500 330-500 | HSB T930 HSB T930A | BIOLOG ASPECT AGING NURSING RESP | GRAVEN, R. |
| >>>> | UCDNJ 490 | U | 3 | M | 530-720 PM 530-720 PM | HSB T530 HSB T930A | SOC SENSITVY M CARE CR/NC ONLY ENTRY CARDS HSB T411 NURSING RESPONSIBLE | SPRATLEN, L.P. |
| >>>> | UCDNJ 492 | A | 1-10 | ARR | - | - | DD CH-SLCT TOPICS CR/NC ONLY ENTRY CARDS CDC 411 NURSING RESPONSIBLE | |
| >>>> | UCDNJ 492 | B | 1-10 | ARR | - | - | ENTRY CARDS CDC 111 CR/NC ONLY ENTRY CARDS CDC 411 NURSING RESPONSIBLE | |
| >>>> | UCDNJ 492 | C | 1-10 | ARR | - | - | CR/NC ONLY ENTRY CARDS CDC 411 NURSING RESPONSIBLE | |
| >>>> | UCDNJ 492 | D | 1-10 | ARR | - | - | CR/NC ONLY ENTRY CARDS CDC 411 NURSING RESPONSIBLE | |
| >>>> | UCDNJ 492 | E | 1-10 | ARR | - | - | CR/NC ONLY ENTRY CARDS CDC 411 NURSING RESPONSIBLE | |
| >>>> | UCDNJ 510 | A | 0 | ARR | - | - | SEN NEUROBIOL CR/NC ONLY ENTRY CARDS HSB 6412 PHYSIOL BIOPHYS RESPONSIBLE | BINDER |
| >>>> | UCDNJ 584 | A | 1 | F | 400-520 | HSB T474 | PLANT TUMORS CR/NC ONLY ENTRY CARDS HSB J391 BIOCHEM RESPONSIBLE | GORDON, M.P. NESTER, E.W. |

LIBRARY AND INFORMATION SCIENCE

LIBRARIANSHIP

| | | * ENTRY CARDS AVAILABLE IN SUZ 133 | | | | | | | |
|------|----------|------------------------------------|-----|-------------------------|----------------------------------|-------------------------------|-------------------------------------|----------------------------|--|
| >>>> | LIBR 471 | A | 3 | T TH | 1230-200 | SUZ 127 | STORYTLNG ART TCHNG W/LIBR 971 A | SHAW | |
| >>>> | LIBR 499 | A | 1-5 | ARR | - | - | PRJ IN LIB DEV CR/NC ONLY | | |
| >>>> | LIBR 500 | A | 6 | M W F M W F M W F | 1230-220 1230-220 1230-220 | SAV 249 SAV 142 SAV 245 | SOCIETY USERS LIBRS | BENNE NELSON HIATT | |
| >>>> | LIBR 501 | A | 6 | M W F | 930-1120 | SUZ 127 | BIBLIOG CONTRCL | SKELLEY SOPER NIGHON | |
| >>>> | LIBR 501 | AN LB | | M W F | 830-920 | SUZ 127 | | SKELLEY SOPER NIGHON | |
| >>>> | LIBR 525 | A | 3 | T TH | 830-1000 | SUZ 127 | SERIALS-ORC & USE | SOPER SOPER | |
| >>>> | LIBR 525 | AN LB | | M | 1130-1220 | SUZ M136 | | | |
| >>>> | LIBR 526 | A | 3 | T TH | 1230-200 | SAV 209 | INDEXING & ABSTRACTNG CR/NC ONLY | FIDEL | |
| >>>> | LIBR 542 | A | 3 | M W F | 1230-120 | SUZ 127 | INFD ACCESS SOC SCI | SKELLEY | |
| >>>> | LIBR 544 | A | 3 | M W F | 1030-1120 | COH 029 | LEGAL BIBLIOGRAPHY | GALLAGHER | |
| >>>> | LIBR 549 | U | 3 | M | 430-700 PM | SUZ 127 | CHILD NAT-EVAL USE | BENNE | |
| >>>> | LIBR 553 | A | 3 | F | 130-400 | HSB T663A | INPD ACC HLTH SCI CR/NC ONLY | NIGHON | |
| >>>> | LIBR 571 | A | 3 | T TH | 1230-200 | SUZ 127 | STORYTLNG ART TCHNG W/LIBR 971 A | SHAW | |
| >>>> | LIBR 581 | A | 3 | TH | 230-500 | SUZ 127 | INTEL FRM IN LIBRS CR/NC ONLY | NELSON | |
| >>>> | LIBR 590 | A | 4 | ARR | - | - | DIRECTED FIELD WRK CR/NC ONLY | SHAW | |

W - WRITING COURSE MEETING A & B REQUIREMENT H - HONORS * - PERMISSION SIGNATURE % - NEW COURSE (SEE FRONT OF THE SCHEDULE)
>>>> ENROLLMENT IN THIS SECTION IS LIMITED, AND STUDENTS MUST OBTAIN ENTRY CARDS. THE SCHEDULE LINE NUMBER IS PRINTED ON THE ENTRY CARD AND MUST BE MARKED ON THE OF-SCAN REGISTRATION FORM. BOTH THE OF-SCAN FORM AND CARD MUST BE TURNED IN TO REGISTER.

ANIMAL MEDICINE

| | | | | | | | | |
|-------------------------------------|-----------|---|-----|------------|-----------------------------------|---------------------------------|---|---|
| 6316 | ANMED 520 | A | 2 | ARR | - | - | BIDL OF LAB ANIMALS | VAN HOOSIER |
| * ENTRY CARDS AVAILABLE IN HSB J405 | | | | | | | | |
| * PERMISSION OBTAINED IN HSB J405 | | | | | | | | |
| 6345 | BIOC 440 | A | 3 | M W F T | 830-920 430-520 PM 1230-120 | KNE 210 HSB T625 HSB T625 | MOLECULAR BIOLOGY AUDITORS BY PERM ONLY | WALSH, K.A. |
| 6350 | BIOC 490 | A | VAR | ARR | - | - | UNDERGRAD THESIS | |
| >>>> | BIOC 499 | A | VAR | ARR | - | - | UNDERGRAD RESEARCH CR/NC ONLY | |
| >>>> | BIOC 515P | A | 1 | ARR | - | - | P-BIOCHEM REVIEW I CR/NC ONLY | |
| 6353 | BIOC 520 | A | 1 | TH | 330-500 | HSB T639 | SEMINAR CR/NC ONLY | |
| 6354 | BIOC 530 | A | 3 | M W F | 1130-1220 | HSB T625 | ADV. BIOCHEMISTRY | JENSEN, A. HERRIOTT, J. FISCHER, E.H. NEURATH, H. WALSH, K.A. |
| >>>> | BIOC 540 | U | 2 | ARR | - | - | LITERATURE REVIEW | SAARI, J. |
| >>>> | BIOC 595 | A | 1 | ARR | - | - | CURRENT TOPICS CR/NC ONLY | |
| >>>> | BIOC 581 | A | 3 | ARR | - | - | INTRD TO RESEARCH CR/NC ONLY | |
| 6358 | BIOC 583 | A | 2 | ARR | - | - | ADV TECHNIQUES BIOC | HERRIOTT TELLER SCHACKMANN, R. |
| 6359 | BIOC 585 | A | 1 | ARR | - | - | NUCLEIC ACIDS, BIOC CR/NC ONLY PERM BY INSTR | YOUNG, E.T. |
| 6360 | BIOC 587 | A | 1 | ARR | - | - | MOLEC ASPECTS DIFF CR/NC ONLY PERM BY INSTR | AGADIAN, N. |
| 6361 | BIOC 588 | A | 1 | ARR | - | - | MOL CEL BIDL LIT RV CR/NC ONLY PERM BY INSTR | PALMITER, R. BYERS |
| 6362 | BIOC 589 | A | 1 | ARR | - | - | STRUCT MACROMOL CR/NC ONLY PERM BY INSTR | BORNSTEIN |
| 6363 | BIOC 590 | A | 1 | ARR | - | - | PROTEIN ENZYME SMNR CR/NC ONLY PERM BY INSTR | WALSH TITANI, K. NEURATH, H. |
| 6364 | BIOC 591 | A | 1 | ARR | - | - | SMNR PROTEIN STRUCT W/O STR 591 A CR/NC ONLY PERM BY INSTR | JENSEN HERRIOTT, V. |
| 6365 | BIOC 592 | A | 1 | ARR | - | - | TPES BIOC REGULATN CR/NC ONLY PERM BY INSTR | MORRIS |
| 6366 | BIOC 593 | A | 1 | ARR | - | - | ACTIVA OF DEVELOP CR/NC ONLY PERM BY INSTR | SHAPIRO, D. |
| 6367 | BIOC 594 | A | 1 | ARR | - | - | GLYCOGEN METAB SMNR CR/NC ONLY PERM BY INSTR | FISCHER |
| 6368 | BIOC 595 | A | 1 | ARR | - | - | MEMBRANES, BIOENERG CR/NC ONLY PERM BY INSTR | PARSON, H. |
| 6369 | BIOC 596 | A | 1 | ARR | - | - | GENE EXPRESSION CR/NC ONLY PERM BY INSTR | PALMITER, R. |

W - WRITING COURSE MEETING A & B REQUIREMENT H - HONORS * - PERMISSION SIGNATURE % - NEW COURSE (SEE FRONT OF THE SCHEDULE)
>>>> ENROLLMENT IN THIS SECTION IS LIMITED, AND STUDENTS MUST OBTAIN ENTRY CARDS. THE SCHEDULE LINE NUMBER IS PRINTED ON THE ENTRY CARD AND MUST BE MARKED ON THE OF-SCAN REGISTRATION FORM. BOTH THE OF-SCAN FORM AND CARD MUST BE TURNED IN TO REGISTER.

SCHOOL OF MEDICINE

| Sched. Line No. | DEPARTMENT | COURSE | TERM | SECTION | CREDITS | W R T W T W | | | | | TIME | | LOCATION | TITLE AND REMARKS | INSTRUCTOR |
|-----------------------------|------------|--------|-------|---------|---------|-------------|---|---|---|---|---------|-----------|--|--|--|
| | | | | | | W | R | T | W | T | W | Day | | | |
| 6376 | BIOC | 598 | A | | 1 | | | | | | ARR | - | HSB T625 HSB T733 | SNMR DEVLPHYL BIDL CR/NC ONLY PERM BY INSTR | HAUSCHKA |
| 6377 | BIOC | 600 | A | | VAR | | | | | | ARR | - | | INDEPNDT STDY/RSCH PERM BY INSTR | |
| 6378 | BIOC | 700 | A | | VAR | | | | | | ARR | - | | MASTERS THESIS PERM BY INSTR | |
| 6379 | BIOC | 800 | A | | VAR | | | | | | ARR | - | | DOCTORAL DISSERTATN PERM BY INSTR | |
| BIOLOGICAL STRUCTURE | | | | | | | | | | | | | | | |
| 6374 | B STR | 498 | A | | VAR | | | | | | ARR | - | | H-UNDERGRAD THESIS | |
| 6375 | B STR | 499 | A | | VAR | | | | | | ARR | - | | UNDERGRAD RESEARCH PERM OF INSTR | |
| 6376 | B STR | 512 | A | | 4 | | | | | | ARR | - | | HUMAN MICROANATOMY PERM BY INSTR | DOLENDER,R. BRODERSON,S. GADDUM-ROSSE SAGE,H. KOENLER,J. LUFT,J. |
| 6377 | B STR | 530P | A | | 7 | | | | | | MT TH W | 930-1120 | HSB T625 HSB T733 | P-GROSS ANAT DENT | KASHIMA GHRIG BRODERSON,S. KASHIMA GHRIG BRODERSON,S. DAVIDSON,D. |
| 6378 | B STR | 530P | AN LB | | | | | | | | MT TH W | 1030-1220 | HSB T669 HSB T671 HSB T673 HSB T669 HSB T671 HSB T673 | ELECTION MICROSCOPY W/BIDEM 531 A CR/NC ONLY | LUFT JOHNSON |
| 6379 | B STR | 531 | A | | 1-5 | | | | | | T TH | 1030-1120 | HSB T663 | SPEC PRDB IN ANAT | HAMILTON,I. TAMARINE,A. DOLENDER,R. LUFT,J. LUFT,J. TAMARINE,A. HAMILTON,I. DOLENDER,R. |
| 6380 | B STR | 54C | ZN | | 1-6 | | | | | | ARR | - | | P-MICRO ANAT DENT | |
| 6381 | B STR | 541P | A | | 4 | | | | | | W F | 930-1020 | HSB T625 | LAB ROTATION IN BST PERM OF INSTR | HOLBROOK,K. |
| 6382 | B STR | 541P | AN LB | | | | | | | | W F | 1030-1220 | HSB T482 HSB T484 | SEMINAR CR/NC ONLY | JENSEN,L. HERRIOTT,J. |
| 6383 | B STR | 555 | AN | | VAR | | | | | | ARR | - | | SNMR PROTEIN STRUCT W/BIOC 591 A CR/NC ONLY | MULLER,C. |
| 6384 | B STR | 557 | A | | 1 | | | | | | ARR | - | | REPROD DEVELOP SEM CR/NC ONLY PERM OF INSTR | NAHEROFF,H. |
| 6385 | B STR | 591 | A | | 1 | | | | | | ARR | - | | SEMINAR HYDGENESIS CR/NC ONLY PERM OF INSTR | HOLBROOK,K. |
| 6386 | B STR | 593 | A | | 1 | | | | | | ARR | - | | SKIN BIDL CR/NC ONLY PERM BY INSTR | ROSSE,C. FARR,A. HAMILTON,D. |
| 6387 | B STR | 594 | A | | 1 | | | | | | ARR | - | | SEM-EXP IMMUNOHENAT CR/NC ONLY PERM BY INSTR | OYERS,M. HARRIS,R. SHERK,H. SUNDSTEN,J. |
| 6388 | B STR | 595 | A | | 1 | | | | | | ARR | - | | TOPICS IN NEUROBIOL CR/NC ONLY PERM BY INSTR | |
| 6389 | B STR | 596 | A | | 1 | | | | | | ARR | - | | BIO STR RESEARCH CR/NC ONLY PERM BY INSTR | |
| 6390 | B STR | 597 | A | | 1 | | | | | | ARR | - | | INDEPNDT STDY/RSCH | |
| 6391 | B STR | 700 | A | | VAR | | | | | | ARR | - | | MASTERS THESIS | |
| 6392 | B STR | 800 | A | | VAR | | | | | | ARR | - | | DOCTORAL DISSERTATN | |

94

| Sched. Line No. | DEPARTMENT | COURSE | TERM | SECTION | CREDITS | W R T W T W | | | | | TIME | | LOCATION | TITLE AND REMARKS | INSTRUCTOR |
|------------------------|------------|--------|------|---------|---------|-------------|---|---|---|---|-------|-----------|----------------------------------|---|----------------------------|
| | | | | | | W | R | T | W | T | W | Day | | | |
| >>>> | CONJ | 340 | AR | LB | | | | | | | T TH | 230-400 | HSB T666 HSB T488 HSB T489 | | |
| >>>> | CONJ | 448 | ZN | | 2 | | | | | | T | 830-1220 | HSB T365 | FUND IMMUNOLOGY LAB ENTRY CARDS HSB 303 MICRO RESPONSIBLE | CLAGETT,J.A. |
| 6422 | CONJ | 509 | A | | 3 | | | | | | M M F | 1130-1220 | HSB T359 HSB T359A | NEUROCHEMISTRY ENTRY CARDS HSB 6412 P/OIO RESPONSIBLE | STAHL,W. |
| >>>> | CONJ | 512 | A | | 5 | | | | | | ARR | - | | ANAT ANAL DISEASE ENTRY CARDS HSD T142 PATH RESPONSIBLE | GIDDENS,W.E. |
| 6424 | CONJ | 514 | ZN | | 1 | | | | | | F | 300-400 | | CDMP PATH CDMP PATHOLOGY RESPONSIBLE | LANDOLT,M. GIDDENS,W.E. |
| >>>> | CONJ | 585 | A | | 1-3 | | | | | | ARR | - | | SURGICAL ANATOMY ENTRY CARDS HSD 6515 B STR RESPONSIBLE GROSS ANATOMY STAFF | GRANEY,D. ROSSE,C. |
| 6426 | CONJ | 677P | A | | 8 | | | | | | ARR | - | | P-CLINICAL ALLERGY FIRST 4 WEEKS 10/1-10/26 MED RESPONSIBLE | VAN ARSDEL BIERNAN,A. |
| 6427 | CONJ | 677P | B | | 8 | | | | | | ARR | - | | SECOND 4 WEEKS 10/29-11/23 MED RESPONSIBLE | VAN ARSDEL BIERNAN,A. |
| 6428 | CONJ | 677P | C | | 8 | | | | | | ARR | - | | THIRD 4 WEEKS 11/26-12/21 MED RESPONSIBLE | VAN ARSDEL BIERNAN,A. |
| 6429 | CONJ | 677P | D | | 12 | | | | | | ARR | - | | FOURTH 4 WEEKS 12/24-1/18 MED RESPONSIBLE | VAN ARSDEL BIERNAN,A. |
| 6430 | CONJ | 677P | E | | 12 | | | | | | ARR | - | | FIRST 6 WEEKS 10/1-11/9 MED RESPONSIBLE | VAN ARSDEL BIERNAN,A. |
| 6431 | CONJ | 677P | F | | 8 | | | | | | ARR | - | | SECOND 6 WEEKS 11/12-12/21 MED RESPONSIBLE | BIERNAN VAN ARSDEL |
| 6432 | CONJ | 680P | A | | VAR | | | | | | ARR | - | | P-ALC TREATMENT PSCI RESPONSIBLE | WALKER,D. |
| FAMILY MEDICINE | | | | | | | | | | | | | | | |
| >>>> | FAMED | 499 | A | | VAR | | | | | | ARR | - | | UNDERGRAD RESEARCH ENTRY CARDS UWH E304 | BERG,A.D. |
| >>>> | FAMED | 501P | A | | 2-5 | | | | | | ARR | - | | P-INT FAM MED PRCPY ENTRY CARDS UWH E304 | LEVERSEE,J.M. |
| >>>> | FAMED | 520P | A | | 3 | | | | | | M | 930-1100 | HSB C209 | P-CNT CLKSHP FAMED ENTRY CARDS UWH E304 | MEYER,D.A. SMITH,C.W. |
| 7301 | FAMED | 664P | A | | 8/12 | | | | | | ARR | - | | P-BASIC CLKRSHP-FM SIX WEEKS 10/1-11/9 | COGGAN,P.G. |
| 7302 | FAMED | 664P | B | | 8/12 | | | | | | ARR | - | | FOUR WEEKS 10/1-10/26 FOUR WEEKS BY PERM 10/29-11/23 | COGGAN,P.G. |
| 7303 | FAMED | 665P | A | | 12 | | | | | | ARR | - | | P-COM CLIN CL FA ME FIRST 6 WEEKS 10/1-11/9 | PHILLIPS,W.R. |
| 7304 | FAMED | 665P | B | | 12 | | | | | | ARR | - | | SECOND 6 WEEKS 11/12-12/21 | PHILLIPS,W.R. |
| 7305 | FAMED | 670P | A | | 4 | | | | | | ARR | - | | P-ADV PRP WAMI AREA FIRST 2 WEEKS 10/1-10/12 | SHILKSTEIN |
| 7306 | FAMED | 670P | B | | 4 | | | | | | ARR | - | | SECOND 2 WEEKS 10/13-10/26 | SHILKSTEIN,C. |
| 7307 | FAMED | 670P | C | | 4 | | | | | | ARR | - | | 3RD 2 WEEKS 10/29-11/9 | SHILKSTEIN,C. |
| 7308 | FAMED | 670P | D | | 4 | | | | | | ARR | - | | 4TH 2 WKS 11/12-11/23 | SHILKSTEIN,C. |
| 7309 | FAMED | 670P | E | | 4 | | | | | | ARR | - | | 5TH 2 WEEKS 11/26-12/7 | SHILKSTEIN,C. |
| 7310 | FAMED | 670P | F | | 4 | | | | | | ARR | - | | 6TH 2 WEEKS 12/10-12/21 | SHILKSTEIN,C. |
| 7311 | FAMED | 670P | G | | 4 | | | | | | ARR | - | | SEVENTH 2 WEEKS 12/24-1/4 | |
| 7312 | FAMED | 670P | H | | 4 | | | | | | ARR | - | | FIRST 4 WEEKS 10/1-10/26 | SHILKSTEIN,C. |

BIOMEDICAL HISTORY

| | | * ENTRY CARDS AVAILABLE IN HSB A204 | | | | | | | |
|------|--------------|-------------------------------------|-----|-------|----------------------------|-----------------------|---------------------|--|--|
| 6395 | BI HS 409 | A | 3 | M W F | 130-220 | HSB T479 | HST HUMAN NUTRITION | WHORTON, J.C. | |
| 6396 | BI HS 410 | A | 3 | M W F | 1030-1120 | HSB T477 | HIST OF AMER MED | WHORTON, J.C. | |
| 6397 | BI HS 419 | A | 3 | M W F | 930-1020 | HSB T479 | HST FOUND MODN BIOL | BENSON, K.R. | |
| 6398 | BI HS 453 | A | 3 | M W F | 1130-1220 | HSB T531 HSB T531A | HIST AN MARINE BIOL | BENSON, K.P. | |
| 6399 | BI HS 470 | A | 3 | M W F | 1230-120 M W F 1230-120 | HSB T559 HSB T559A | LAW AND MEDICINE | SPEER, J.B. | |
| 6400 | BI HS 471 | A | 3 | M W F | 930-1020 | HSB E212 | HIST FORENSIC SCI | SPEER, J.B. | |
| >>>> | BI HS 497 | A | VAR | | ARR | | BI HS SPEC ELECTVS | BENSON, K.R. BODENER, C.M. MC CORMICK, T SPEER, J.B. WHORTON, J.C. | |
| >>>> | BI HS 498 | A | VAR | | ARR | | UNDERGRAD THESIS | BENSON, K.R. BODENER, C.M. MC CORMICK, T SPEER, J.B. WHORTON, J.C. | |
| >>>> | BI HS 499 | A | VAR | | ARR | | UNDERGRAD RESEARCH | BENSON, K.R. BODENER, C.M. MC CORMICK, T SPEER, J.B. WHORTON, J.C. | |
| >>>> | BI HS 500 | A | VAR | | ARR | | BIGHED HISTOGRAPHY | BENSON, K.R. BODENER, C.M. MC CORMICK, T SPEER, J.B. WHORTON, J.C. | |
| >>>> | BI HS 510 | A | VAR | | ARR | | TOPCS BIOMED HIST | BENSON, K.R. BODENER, C.M. MC CORMICK, T SPEER, J.B. WHORTON, J.C. | |
| >>>> | BI HS 511P A | | 1 | M | 1030-1120 | HSB T474A | P-TOP BIOMED ETHICS | MC CORMICK, T | |
| >>>> | BI HS 511P B | | 1 | M | 1130-1220 | HSB T635 | | MC CORMICK, T | |
| >>>> | BI HS 511P C | | 1 | M | 1130-1220 | HSB T635 | | MC CORMICK, T | |
| >>>> | BI HS 523 | A | 3 | M | 530-630 PM | HSB T473 HSB T473A | BIOMD ETHS & LF SCI | MC CORMICK, T | |
| >>>> | BI HS 525 | A | 3 | | ARR | | HIST & PHIL OF BIOL | BENSON, K.P. | |
| >>>> | BI HS 530 | A | 3 | | ARR | | SEM HIST AMER MED | WHORTON, J.C. | |
| >>>> | BI HS 535 | A | 3 | | ARR | | SEM MED JURISPRUD | SPEER, J.B. | |
| >>>> | BI HS 600 | A | VAR | | ARR | | INDEPMDT STDY/RSCH | BENSON, K.R. BODENER, C.M. MC CORMICK, T SPEER, J.B. WHORTON, J.C. | |
| >>>> | BI HS 700 | A | VAR | | ARR | | MASTERS THESIS | BENSON, K.R. BODENER, C.M. MC CORMICK, T SPEER, J.B. WHORTON, J.C. | |

CONJOINT

| | | | | | | | | | |
|------|----------|-------|---|-------|-----------|----------------------|--------------------|--------------|--|
| >>>> | CONJ 340 | A | 4 | M W F | 930-1020 | HSB T435 HSB T625 | HUMAN ANAT-PHYSIOL | GADDUM-ROSEE | |
| >>>> | CONJ 340 | AN LB | | T TH | 930-1100 | HSB T488 | | LANDAU | |
| >>>> | CONJ 340 | AD LB | | T TH | 930-1100 | HSB T489 | | | |
| >>>> | CONJ 340 | AP LB | | T TH | 930-1100 | HSB T666 | | | |
| >>>> | CONJ 340 | AP LB | | M W | 1030-1200 | HSB T488 | | | |
| >>>> | CONJ 340 | AP LB | | M W | 1030-1200 | HSB T489 | | | |
| >>>> | CONJ 340 | AP LB | | M W | 1030-1200 | HSB T666 | | | |
| >>>> | CONJ 340 | AP LB | | T TH | 1230-200 | HSB T488 | | | |
| >>>> | CONJ 340 | AP LB | | T TH | 1230-200 | HSB T489 | | | |
| >>>> | CONJ 340 | AP LB | | T TH | 1230-200 | HSB T666 | | | |
| >>>> | CONJ 340 | AQ LB | | M W | 130-300 | HSB T488 | | | |
| >>>> | CONJ 340 | AQ LB | | M W | 130-300 | HSB T489 | | | |
| >>>> | CONJ 340 | AQ LB | | M W | 130-300 | HSB T666 | | | |

W = WRITING COURSE MEETING A & B REQUIREMENT H = HONORS # = PERMISSION SIGNATURE % = NEW COURSE (SEE FRONT OF TIME SCHEDULE)
 >>> ENROLLMENT IN THIS SECTION IS LIMITED, AND STUDENTS MUST OBTAIN ENTRY CARDS, THE SCHEDULE LINE NUMBER IS PRINTED ON THE ENTRY CARD AND MUST BE MARKED ON THE O-SCAN REGISTRATION FORM, BOTH THE O-SCAN FORM AND CARD MUST BE TURNED IN TO REGISTER.

| | | | | | | | | |
|------|------------|---|-----|--|-----|--|--------------------------------------|---------------|
| 7315 | FAMED 670P | I | 0 | | ARR | | SECOND 4 WEEKS | SHILKSTEIN, G |
| 7314 | FAMED 670P | J | 0 | | ARR | | 10/29-11/23 THIRD 4 WEEKS | SHILKSTEIN, G |
| 7315 | FAMED 670P | K | 0 | | ARR | | 11/26-12/21 | |
| 7316 | FAMED 670P | L | VAR | | ARR | | FOURTH 4 WEEKS | SHILKSTEIN, G |
| 7317 | FAMED 671P | A | 4 | | ARR | | 12/24-1/10 12 WEEKS | SHILKSTEIN, G |
| 7318 | FAMED 671P | B | 4 | | ARR | | P-ADV PRCEP U S FIRST 2 WEEKS | SHILKSTEIN, G |
| 7319 | FAMED 671P | C | 4 | | ARR | | 10/1-10/12 | |
| 7320 | FAMED 671P | D | 4 | | ARR | | SECOND 2 WEEKS | SHILKSTEIN, G |
| 7321 | FAMED 671P | E | 4 | | ARR | | 10/15-10/26 | |
| 7322 | FAMED 671P | F | 4 | | ARR | | THIRD 2 WEEKS | SHILKSTEIN, G |
| 7323 | FAMED 671P | G | 4 | | ARR | | 10/29-11/9 | |
| 7324 | FAMED 671P | H | 0 | | ARR | | FOURTH 2 WEEKS | SHILKSTEIN, G |
| 7325 | FAMED 671P | I | 0 | | ARR | | 11/26-12/7 | |
| 7326 | FAMED 671P | J | 0 | | ARR | | 10/29-11/23 | |
| 7327 | FAMED 671P | K | 0 | | ARR | | THIRD 4 WEEKS | SHILKSTEIN, G |
| 7328 | FAMED 671P | L | 12 | | ARR | | 11/26-12/21 | |
| 7329 | FAMED 671P | M | 12 | | ARR | | FOURTH 4 WEEKS | SHILKSTEIN, G |
| 7330 | FAMED 671P | N | VAR | | ARR | | 12/24-1/10 FIRST 6 WEEKS | SHILKSTEIN, G |
| 7331 | FAMED 672P | A | 4 | | ARR | | 10/1-11/9 | |
| 7332 | FAMED 672P | B | 4 | | ARR | | SECOND 6 WEEKS | SHILKSTEIN, G |
| 7333 | FAMED 672P | C | 4 | | ARR | | 11/12-12/21 12 WEEKS | SHILKSTEIN, G |
| 7334 | FAMED 672P | D | 4 | | ARR | | 10/1-12/21 | |
| 7335 | FAMED 672P | E | 4 | | ARR | | P-ADV PRCEP INTRNAL FIRST 2 WEEKS | SHILKSTEIN |
| 7336 | FAMED 672P | F | 4 | | ARR | | 10/1-10/12 | |
| 7337 | FAMED 672P | G | 4 | | ARR | | SECOND 2 WEEKS | SHILKSTEIN, G |
| 7338 | FAMED 672P | H | 0 | | ARR | | 10/15-10/26 | |
| 7339 | FAMED 672P | I | 0 | | ARR | | THIRD 2 WEEKS | SHILKSTEIN, G |
| 7340 | FAMED 672P | J | 0 | | ARR | | 10/29-11/9 | |
| 7341 | FAMED 672P | K | 0 | | ARR | | 4TH 2 WEEKS | SHILKSTEIN, G |
| 7342 | FAMED 672P | L | 12 | | ARR | | 11/26-11/23 | |
| 7343 | FAMED 672P | M | 12 | | ARR | | FIFTH 2 WEEKS | SHILKSTEIN, G |
| 7344 | FAMED 672P | N | 24 | | ARR | | 11/26-12/7 SEVENTH 2 WEEKS | SHILKSTEIN, G |
| | | | | | | | 12/24-1/4 | |
| | | | | | | | FIRST 4 WEEKS | SHILKSTEIN, G |
| | | | | | | | 10/1-10/26 | |
| | | | | | | | SECOND 4 WEEKS | SHILKSTEIN, G |
| | | | | | | | 10/29-11/23 | |
| | | | | | | | THIRD 4 WEEKS | SHILKSTEIN, G |
| | | | | | | | 11/26-12/21 | |
| | | | | | | | FOURTH 4 WEEKS | SHILKSTEIN, G |
| | | | | | | | 12/24-1/10 | |
| | | | | | | | FIRST 6 WEEKS | SHILKSTEIN, G |
| | | | | | | | 10/1-11/9 | |
| | | | | | | | SECOND 6 WEEKS | SHILKSTEIN, G |
| | | | | | | | 11/12-12/21 | |
| | | | | | | | 12 WEEKS | SHILKSTEIN, G |
| | | | | | | | 10/1-12/21 | |

HUMAN BIOLOGY

| | | | | | | | | |
|------|------------|---|-----|--|-----|--|---|---|
| 6334 | HUBIO 500P | A | 1 | | ARR | | P-MED PRACPRECP MAN MANI STUDENTS ONLY | PHILLIPS, T. |
| 6335 | HUBIO 501P | A | VAR | | ARR | | P-MU BID SPEC PROJ | PHILLIPS, T. |
| 6336 | HUBIO 510P | A | 3 | | ARR | | P-ANAT(MICRO) | DOLENDER, R. |
| 6337 | HUBIO 511 | A | 3-5 | | ARR | | GROSS ANATOMERY | ROSS, C. |
| 6338 | HUBIO 512P | A | 5 | | ARR | | P-MECH CELL PHYSIOL | DETMLER, P. GORDON, A.N. NILLE, B. |
| 6339 | HUBIO 513P | A | 1 | | ARR | | P-INTRD CLIN MED | LEVERSEE, J. |
| 6340 | HUBIO 514P | A | 4 | | ARR | | P-BIOCHEM | SHAPIRO, B. |
| 6341 | HUBIO 515P | A | 3 | | ARR | | P-THE AGES OF MAN | NOYACK |
| 6342 | HUBIO 516P | A | 2 | | ARR | | P-CELL BIOLOGY | KIEHLER, J. YOGEL, A. BORNSTEIN, P. NAHEROFF, M. |

W = WRITING COURSE MEETING A & B REQUIREMENT H = HONORS # = PERMISSION SIGNATURE % = NEW COURSE (SEE FRONT OF TIME SCHEDULE)
 >>> ENROLLMENT IN THIS SECTION IS LIMITED, AND STUDENTS MUST OBTAIN ENTRY CARDS, THE SCHEDULE LINE NUMBER IS PRINTED ON THE ENTRY CARD AND MUST BE MARKED ON THE O-SCAN REGISTRATION FORM, BOTH THE O-SCAN FORM AND CARD MUST BE TURNED IN TO REGISTER.

SCHOOL OF MEDICINE

| Sched. Line No. | DEPARTMENT | COURSE | TERM | SECTION | CREDITS | TIME | | LOCATION | TITLE AND REMARKS | INSTRUCTOR | |
|--------------------------------------|------------|--------|-------|---------|---------|-------|--|--|--|---|-----------|
| | | | | | | Day | Hour | | | | |
| 6343 | HUBID | 540P | A | | 9.5 | ARR | - | | P-CV-RESPIRATRY SYS | FEIGL, E. CULVER, B. | |
| 6344 | HUBID | 542P | A | | 2.5 | ARR | - | | P-INTRO CLIN MED | GOODELL, B. SIVARAJAN, M. MC ARTHUR | |
| 6345 | HUBID | 543P | A | | 4 | ARR | - | | P-PRIN PHARM I | VINCENZI, F. | |
| 6346 | HUBID | 544P | A | | 2.5 | ARR | - | | P-ENDOCRINE SYSTEM | KNOPP, R. | |
| 6347 | HUBID | 545P | A | | 3.5 | ARR | - | | P-REPRODUC BIOL | STEINER, R. BENEDETTI, T. | |
| 6348 | HUBID | 565P | A | | 3 | | S 030-1200 | HSB T733 | P-SAT MORN CL CONF | POLLOCK, S. BENNETT, F. | |
| LABORATORY MEDICINE | | | | | | | | | | | |
| * ENTRY CARDS AVAILABLE IN UMH AA210 | | | | | | | | | | | |
| * PERMISSION OBTAINED IN UMH AA210 | | | | | | | | | | | |
| 7275 | LAB M | 322 | A | | 5 | | M M F 1030-1120 M M F 1030-1120 T 130-420 T 130-420 TH 130-420 | HSB T531 HSB T51A HSB T639 HSB T575 HSB T567 HSB T575 HSB T567 | MD TCH-INT CL CHEM | SZABO, L. L. | |
| 7276 | LAB M | 322 | AN LB | | | | | | | | SZABO, L. |
| 7277 | LAB M | 322 | AD LB | | | | | | | | SZABO, L. |
| 7278 | LAB M | 423 | A | | 10 | MTWTF | 800-500 | | CLIN CHEMISTRY | SZABO, L. L. | |
| 7279 | LAB M | 424 | A | | 8 | MTWTF | 800-500 | | CLIN MICROBIOLOGY | MC DONAGLE, L. | |
| 7280 | LAB M | 425 | A | | 8 | MTWTF | 800-500 | | CLIN HEHATCLOGY | BEHRENS, J. A. | |
| 7281 | LAB M | 426 | A | | 6 | MTWTF | 800-500 | | CL IMMUNOHEMATOLOGY | HAMERNYIK, P. | |
| >>>> | LAB M | 499 | A | | VAR | ARR | - | | UNDERGRAD RES CR/NC ONLY | | |
| 7283 | LAB M | 502 | A | | 1 | M | 330-430 | HSB D209 | LAB MED SEMINAR CR/NC ONLY | DETTER, J. | |
| 7284 | LAB M | 510 | A | | 1 | M | 230-320 | UMH NM150 | RESEARCH CONFERENCE CR/NC ONLY | LABBE, R. | |
| >>>> | LAB M | 590P | A | | VAR | ARR | - | | P-RES PROJ LAB MED | | |
| 7286 | LAB M | 596 | A | | 2 | T | 830-1020 | UMH NM150 | CLIN CHEMISTRY SHNR | DELANEY, C. RAISYS, V. | |
| >>>> | LAB M | 677P | A | | 4 | ARR | - | | P-CLIN ELECTROENCEP FIRST 2 WEEKS 10/1-10/12 | | |
| >>>> | LAB M | 677P | B | | 4 | ARR | - | | SECOND 2 WEEKS 10/15-10/26 | | |
| >>>> | LAB M | 677P | C | | 4 | ARR | - | | THIRD 2 WEEKS 10/29-11/9 | | |
| >>>> | LAB M | 677P | E | | 4 | ARR | - | | FIFTH 2 WEEKS 11/26-12/7 | | |
| >>>> | LAB M | 677P | F | | 4 | ARR | - | | SIXTH 2 WEEKS 12/10-12/21 | | |
| >>>> | LAB M | 680P | A | | 4 | ARR | - | | P-CLIN LAB TEST FIRST 2 WEEKS 10/1-10/12 | | |
| >>>> | LAB M | 680P | B | | 4 | ARR | - | | SECOND 2 WEEKS 10/15-10/26 | | |
| >>>> | LAB M | 680P | C | | 4 | ARR | - | | THIRD 2 WEEKS 10/29-11/9 | | |
| >>>> | LAB M | 680P | E | | 4 | ARR | - | | FIFTH 2 WEEKS 11/26-12/7 | | |
| >>>> | LAB M | 680P | F | | 4 | ARR | - | | SIXTH 2 WEEKS 12/10-12/21 | | |
| >>>> | LAB M | 700 | A | | VAR | ARR | - | | MASTERS THESIS CR/NC ONLY | | |
| 6433 | MED P | 501P | A | | 1 | ARR | - | | P-PRECEP IN MED | PHILLIPS | |

MEDICAL PRACTICE

| Sched. Line No. | DEPARTMENT | COURSE | TERM | SECTION | CREDITS | TIME | | LOCATION | TITLE AND REMARKS | INSTRUCTOR |
|-----------------|------------|--------|------|---------|---------|------|------|----------|--|--|
| | | | | | | Day | Hour | | | |
| 6465 | MED | 644 | B | | 2 | ARR | - | | SECOND 2 WEEKS 10/15-10/26 | STAMM HANDSFIELD HOLMES COREY |
| 6466 | MED | 644 | C | | 2 | ARR | - | | THIRD 2 WEEKS 10/29-11/9 | STAMM HANDSFIELD HOLMES COREY |
| 6467 | MED | 644 | D | | 2 | ARR | - | | FOURTH 2 WEEKS 11/12-11/23 | STAMM HANDSFIELD HOLMES COREY |
| 6468 | MED | 644 | E | | 2 | ARR | - | | FIFTH 2 WEEKS 11/26-12/7 | STAMM HANDSFIELD HOLMES COREY |
| 6469 | MED | 644 | F | | 2 | ARR | - | | SIXTH 2 WEEKS 12/10-12/21 | STAMM HANDSFIELD HOLMES COREY |
| 6470 | MED | 644 | G | | 2 | ARR | - | | SEVENTH 2 WEEKS 12/24-1/4 | STAMM HANDSFIELD HOLMES COREY |
| 6471 | MED | 644 | H | | 2 | ARR | - | | FIRST 4 WEEKS 10/1-10/26 | STAMM HANDSFIELD HOLMES COREY |
| 6472 | MED | 644 | I | | 2 | ARR | - | | SECOND 4 WEEKS 10/29-11/23 | STAMM HANDSFIELD HOLMES COREY |
| 6473 | MED | 644 | J | | 2 | ARR | - | | THIRD 4 WEEKS 11/26-12/21 | COREY STAMM HANDSFIELD HOLMES |
| 6474 | MED | 644 | K | | 2 | ARR | - | | FOURTH 4 WEEKS 12/24-1/18 | STAMM HANDSFIELD HOLMES COREY |
| 6475 | MED | 645 | A | | 8 | ARR | - | | CL ENDD & GER MED FIRST 4 WEEKS 10/1-10/26 | BRENNER HALTER |
| 6476 | MED | 645 | B | | 8 | ARR | - | | SECOND 4 WEEKS 10/29-11/23 | BRENNER HALTER |
| 6477 | MED | 645 | C | | 8 | ARR | - | | THIRD 4 WEEKS 11/26-12/21 | BRENNER HALTER |
| 6478 | MED | 645 | D | | 8 | ARR | - | | FOURTH 4 WEEKS 12/24-1/18 | BRENNER HALTER |
| 6479 | MED | 649P | A | | 2.5 | ARR | - | | P-PRIN MED GENET HALF DAYS-12 WEEKS 10/1-12/21 | MOTULSKY STAMATOYANNIS |
| 6480 | MED | 665P | A | | 24 | ARR | - | | P-CL CLERKSHIPS 12 WEEKS 10/1-12/21 | FLEET BELCHER EMLEN GOODELL |
| 6481 | MED | 666P | A | | 12 | ARR | - | | P-CL CLRK MED WAMI FIRST 6 WEEKS 10/1-11/9 | HINDSON RANNEY LARSON GILLILARD |
| 6482 | MED | 666P | B | | 12 | ARR | - | | SECOND 6 WEEKS 11/12-12/21 | WALLACE |
| 6483 | MED | 678P | A | | 8 | ARR | - | | P-CLIN DERMATOLOGY FIRST 4 WEEKS 10/1-10/26 | BAKER FRANZ DLERUD TIGELAAR |
| 6484 | MED | 678P | B | | 8 | ARR | - | | SECOND 4 WEEKS 10/29-11/23 | PENLKE ODLAND BAKER FRANZ DLERUD TIGELAAR |
| 6485 | MED | 678P | C | | 8 | ARR | - | | THIRD 4 WEEKS 11/26-12/21 | ODLAND |
| 6486 | MED | 678P | D | | 8 | ARR | - | | FOURTH 4 WEEKS 12/24-1/18 | ODLAND |
| 6487 | MED | 679P | A | | 8 | ARR | - | | P-CLIN GASTROENTRO FIRST 4 WEEKS 10/1-10/26 | SAUNDERS |

| | | | | | | | | | |
|------|------------|---|-----|-----|---|---|---|---------------------|-----------------------|
| 6438 | MED P 502P | A | 1 | ARR | - | * | * | P-PRECEP IN PEDI | PHILLIPS |
| >>> | MED P 502P | B | 1 | ARR | - | * | * | ENTRY CARDS CDC 268 | DEISHER,R.W. |
| 6439 | MED P 503P | A | 1 | ARR | - | * | * | P-PRECEP IN CNAP | PHILLIPS SHILKSTEIN,C |
| 6437 | MED P 601P | A | VAR | ARR | - | * | * | P-VISIT MED CLERK | PHILLIPS |

MEDICINE

* ENTRY CARDS AVAILABLE IN UMH RR513
 * PERMISSION OBTAINED IN UMH RR513

| | | | | | | | | | | | | |
|------|----------|---------|-----|-----|---|----------|-----|---|---|---|---|--|
| >>> | >>>> | MED 498 | A | VAR | > | ARR | - | * | * | UNDERGRAD THESIS | | |
| >>> | >>>> | MED 499 | A | VAR | > | ARR | - | * | * | UNDERGRAD RESEARCH | | |
| 6440 | MED 531P | A | VAR | F | | 1230-130 | | * | * | P-HUMAN GENETICS 10/1-12/21 | NOTUSKY | |
| 6441 | MED 534P | A | 2 | N | | 415-530 | | * | * | P-CL RESP PHYSIOL 12 WEEKS 10/1-12/21 | HLASTALA CULVER | |
| 6442 | MED 604P | A | 8 | | | | ARR | - | * | * | P-CL PRE INT MED FIRST 4 WEEKS 10/1-10/26 | THORSEN HANDN |
| 6443 | MED 604P | B | 8 | | | | ARR | - | * | * | SECOND 4 WEEKS 10/29-11/23 | THORSEN HANDN |
| 6444 | MED 604P | C | 8 | | | | ARR | - | * | * | THIRD 4 WEEKS 11/26-12/21 | THORSEN HANDN |
| 6445 | MED 604P | D | 8 | | | | ARR | - | * | * | FOURTH 4 WEEKS 12/24-1/18 | THORSEN HANDN |
| 6446 | MED 640P | A | VAR | | | | ARR | - | * | * | P-DERMATOLOGY CLIN 12 WEEKS 10/1-12/21 | FRANZ,T. TIGELAAR BAKER,W.D. DLERUD ODLAND |
| 6447 | MED 641P | A | 8 | | | | ARR | - | * | * | P-CL GASTROENTEROLO FIRST 4 WEEKS 10/1-10/26 | GELFAND GANNAH |
| 6448 | MED 641P | B | 8 | | | | ARR | - | * | * | SECOND 4 WEEKS 10/29-11/23 | GELFAND GANNAH |
| 6449 | MED 641P | C | 8 | | | | ARR | - | * | * | THIRD 4 WEEKS 11/26-12/21 | GELFAND |
| 6450 | MED 641P | D | 8 | | | | ARR | - | * | * | FOURTH 4 WEEKS 12/24-1/18 | GELFAND |
| 6451 | MED 642P | A | 8 | | | | ARR | - | * | * | P-CLINICAL ONCOLOGY FIRST 4 WEEKS 10/1-10/26 | BUCKNER THOMAS |
| 6452 | MED 642P | B | 8 | | | | ARR | - | * | * | SECOND 4 WEEKS 10/29-11/23 | BUCKNER THOMAS |
| 6453 | MED 642P | C | 8 | | | | ARR | - | * | * | THIRD 4 WEEKS 11/26-12/21 | BUCKNER THOMAS |
| 6454 | MED 642P | D | 8 | | | | ARR | - | * | * | FOURTH 4 WEEKS 12/24-1/18 | BUCKNER THOMAS |
| 6455 | MED 642P | E | 12 | | | | ARR | - | * | * | FIRST 6 WEEKS 10/1-11/9 | BUCKNER THOMAS |
| 6456 | MED 642P | F | 12 | | | | ARR | - | * | * | SECOND 6 WEEKS 11/12-12/21 | BUCKNER THOMAS |
| 6457 | MED 642P | G | 24 | | | | ARR | - | * | * | SPECIAL/12 WEEKS 10/1-12/21 | BUCKNER THOMAS |
| 6458 | MED 643P | A | 8 | | | | ARR | - | * | * | P-CLKSHP CLIN PHARM PERM OF INSTR FIRST 4 WEEKS 10/1-10/26 | ROBERTSON |
| 6459 | MED 643P | B | 8 | | | | ARR | - | * | * | PERM OF INSTR SECOND 4 WEEKS 10/29-11/23 | ROBERTSON |
| 6460 | MED 643P | C | 8 | | | | ARR | - | * | * | PERM OF INSTR THIRD 4 WEEKS 11/26-12/21 | ROBERTSON |
| 6461 | MED 643P | D | 8 | | | | ARR | - | * | * | PERM OF INSTR FOURTH 4 WEEKS 12/24-1/18 | ROBERTSON |
| 6462 | MED 643P | E | 12 | | | | ARR | - | * | * | PERM OF INSTR FIRST 6 WEEKS 10/1-11/9 | ROBERTSON |
| 6463 | MED 643P | F | 12 | | | | ARR | - | * | * | PERM OF INSTR SECOND 6 WEEKS 11/12-12/21 | ROBERTSON |
| 6464 | MED 644 | A | 2 | | | | ARR | - | * | * | NIGHT SEX TRANSN DIS FIRST 2 WEEKS 10/1-10/12 | STANI HANDSFIELD HOLMES COREY |

| | | | | | | | | | | | | |
|------|----------|---|----|--|--|--|-----|---|---|---|---|---|
| 6488 | MED 679P | D | 8 | | | | ARR | - | * | * | SECOND 4 WEEKS 10/29-11/23 | SAUNDERS |
| 6489 | MED 679P | C | 8 | | | | ARR | - | * | * | THIRD 4 WEEKS 11/26-12/21 | SAUNDERS |
| 6490 | MED 679P | D | 8 | | | | ARR | - | * | * | FOURTH 4 WEEKS 12/24-1/18 | SAUNDERS |
| 6491 | MED 679P | E | 12 | | | | ARR | - | * | * | FIRST 6 WEEKS 10/1-11/9 | SAUNDERS |
| 6492 | MED 679P | F | 12 | | | | ARR | - | * | * | SECOND 6 WEEKS 11/12-12/21 | SAUNDERS |
| 6493 | MED 680P | A | 8 | | | | ARR | - | * | * | P-RHEUMATOLOGY FIRST 4 WEEKS 10/1-10/26 | MANNIK |
| 6494 | MED 680P | B | 8 | | | | ARR | - | * | * | SECOND 4 WEEKS 10/29-11/23 | MANNIK |
| 6495 | MED 680P | C | 8 | | | | ARR | - | * | * | THIRD 4 WEEKS 11/26-12/21 | MANNIK |
| 6496 | MED 680P | D | 8 | | | | ARR | - | * | * | FOURTH 4 WEEKS 12/24-1/18 | MANNIK |
| 6497 | MED 681P | A | 8 | | | | ARR | - | * | * | P-ADV CL ENDOCRIN FIRST 4 WEEKS 10/1-10/26 | PAULSEN |
| 6498 | MED 681P | B | 8 | | | | ARR | - | * | * | SECOND 4 WEEKS 10/29-11/23 | PAULSEN |
| 6499 | MED 681P | C | 8 | | | | ARR | - | * | * | THIRD 4 WEEKS 11/26-12/21 | PAULSEN |
| 6500 | MED 681P | D | 8 | | | | ARR | - | * | * | FOURTH 4 WEEKS 12/24-1/18 | PAULSEN |
| 6501 | MED 681P | E | 12 | | | | ARR | - | * | * | FIRST 6 WEEKS 10/1-11/9 | PAULSEN |
| 6502 | MED 681P | F | 12 | | | | ARR | - | * | * | SECOND 6 WEEKS 11/12-12/21 | PAULSEN |
| 6503 | MED 681P | G | 24 | | | | ARR | - | * | * | TWELVE WEEKS 10/1-12/21 | PAULSEN |
| 6504 | MED 682P | A | 8 | | | | ARR | - | * | * | P-CL CARDELECTROCA FIRST 4 WEEKS 10/1-10/26 | KENNEDY BRUCE,R. ERIKSSON PELLETIER LEFTIK COBB PRESTON KENNEDY COBB |
| 6505 | MED 682P | B | 8 | | | | ARR | - | * | * | SECOND 4 WEEKS 10/29-11/23 | ERIKSSON BRUCE,R. LEFTIK PELLETIER PRESTON KENNEDY COBB |
| 6506 | MED 682P | C | 8 | | | | ARR | - | * | * | THIRD 4 WEEKS 11/26-12/21 | ERIKSSON BRUCE,R. LEFTIK PELLETIER PRESTON KENNEDY COBB BRUCE PELLETIER |
| 6507 | MED 682P | D | 8 | | | | ARR | - | * | * | FOURTH 4 WEEKS 12/24-1/18 | ERIKSSON PRESTON KENNEDY COBB BRUCE PELLETIER |
| 6508 | MED 683P | A | 8 | | | | ARR | - | * | * | P-CL RES DIS FIRST 4 WEEKS 10/1-10/26 | LAKSHMINARAY CULVER,B. PELLETIER MUSEBY CULVER,B. LAKSHMINARAY CULVER,B. PELLETIER MUSEBY |
| 6509 | MED 683P | B | 8 | | | | ARR | - | * | * | SECOND 4 WEEKS 10/29-11/23 | LAKSHMINARAY CULVER,B. PELLETIER MUSEBY |
| 6510 | MED 683P | C | 8 | | | | ARR | - | * | * | THIRD 4 WEEKS 11/26-12/21 | LAKSHMINARAY CULVER,B. MUSEBY PELLETIER MUDSON |
| 6511 | MED 683P | D | 8 | | | | ARR | - | * | * | FOURTH 4 WEEKS 12/24-1/18 | LAKSHMINARAY CULVER,B. MUDSON LAKSHMINARAY PELLETIER MUSEBY |
| 6512 | MED 684P | A | 8 | | | | ARR | - | * | * | P-CL HEH/DNCOI FIRST 4 WEEKS 10/1-10/26 | ADAMSON THOMPSON FINCH HARKER |
| 6513 | MED 684P | B | 8 | | | | ARR | - | * | * | SECOND 4 WEEKS 10/29-11/23 | ADAMSON FINCH HARKER |
| 6514 | MED 684P | C | 8 | | | | ARR | - | * | * | THIRD 4 WEEKS 11/26-12/21 | ADAMSON FINCH HARKER |

W - WRITING COURSE MEETING A & B REQUIREMENT H - HONORS * - PERMISSION SIGNATURE % - NEW COURSE (SEE FRONT OF THE SCHEDULE)
 >>> ENROLLMENT IN THIS SECTION IS LIMITED, AND STUDENTS MUST OBTAIN ENTRY CARDS. THE SCHEDULE LINE NUMBER IS PRINTED ON THE ENTRY CARD AND MUST BE MARKED ON THE OP-SCAN REGISTRATION FORM. BOTH THE OP-SCAN FORM AND CARD MUST BE TURNED IN TO REGISTER.

W - WRITING COURSE MEETING A & B REQUIREMENT H - HONORS * - PERMISSION SIGNATURE % - NEW COURSE (SEE FRONT OF THE SCHEDULE)
 >>> ENROLLMENT IN THIS SECTION IS LIMITED, AND STUDENTS MUST OBTAIN ENTRY CARDS. THE SCHEDULE LINE NUMBER IS PRINTED ON THE ENTRY CARD AND MUST BE MARKED ON THE OP-SCAN REGISTRATION FORM. BOTH THE OP-SCAN FORM AND CARD MUST BE TURNED IN TO REGISTER.

SCHOOL OF MEDICINE

86

| Sched. Line No. | DEPARTMENT | COURSE | TERM | SECTION | CREDITS | TIME | | LOCATION | TITLE AND REMARKS | INSTRUCTOR |
|-----------------|------------|--------|------|---------|---------|------|------|----------|---|--|
| | | | | | | Day | Hour | | | |
| 6515 | MED | 604P | D | 0 | 0 | ARR | - | • • | FOURTH 4 WEEKS 12/24-1/18 | FINCH HARKER ADAMSON THORPSON |
| 6516 | MED | 605P | A | 12 | 12 | ARR | - | • • | P-CL GENETICS FIRST 6 WEEKS 10/1-11/9 | STAMATOYANNO MOTULSKY |
| 6517 | MED | 605P | B | 12 | 12 | ARR | - | • • | SECOND 6 WEEKS 11/12-12/21 | STAMATOYANNO MOTULSKY |
| 6518 | MED | 606P | A | 8 | 8 | ARR | - | • • | P-CLIN NEUROL FIRST 4 WEEKS 10/1-10/26 | PELLETIER SWANSON,P. |
| 6519 | MED | 606P | B | 8 | 8 | ARR | - | • • | SECOND 4 WEEKS 10/29-11/23 | PELLETIER SWANSON,P. |
| 6520 | MED | 606P | C | 8 | 8 | ARR | - | • • | THIRD 4 WEEKS 11/26-12/21 | PELLETIER SWANSON,P. |
| 6521 | MED | 606P | D | 8 | 8 | ARR | - | • • | FOURTH 4 WEEKS 12/24-1/18 | SWANSON PELLETIER |
| 6522 | MED | 607P | A | VAR | VAR | ARR | - | • • | P-AMB MED ELEC 12 WEEKS 10/1-12/21 | FEATHERSTONE CLARK |
| 6523 | MED | 607P | B | 2.5 | 2.5 | ARR | - | • • | HALF DAYS 10/1-12/21 | CLARK FEATHERSTONE |
| 6524 | MED | 608P | A | 8 | 8 | ARR | - | • • | P-HARD MED SUB FIRST 4 WEEKS 10/1-10/26 | EHLEN ROSEN |
| 6525 | MED | 608P | B | 8 | 8 | ARR | - | • • | SECOND 4 WEEKS 10/29-11/23 | ROOY GODDELL WEAVER EHLEN ROSEN ROOY GODDELL WEAVER |
| 6526 | MED | 608P | C | 8 | 8 | ARR | - | • • | THIRD 4 WEEKS 11/26-12/21 | EHLEN ROSEN ROOY GODDELL WEAVER |
| 6527 | MED | 608P | D | 8 | 8 | ARR | - | • • | FOURTH 4 WEEKS 12/24-1/18 | EHLEN ROSEN ROOY GODDELL WEAVER |
| 6528 | MED | 608P | E | 12 | 12 | ARR | - | • • | FIRST 6 WEEKS 10/1-11/9 | EHLEN ROSEN ROOY GODDELL WEAVER |
| 6529 | MED | 608P | F | 12 | 12 | ARR | - | • • | SECOND 6 WEEKS 11/12-12/21 | ROSEN ROOY EHLEN WEAVER ROSEN ROOY EHLEN WEAVER |
| 6530 | MED | 608P | G | VAR | VAR | ARR | - | • • | | ROOY EHLEN WEAVER ROSEN ROOY EHLEN GODDELL |
| 6531 | MED | 609P | A | 4 | 4 | ARR | - | • • | P-CL INFEC DIS FIRST 2 WEEKS 10/1-10/12 | KIRBY,W. |
| 6532 | MED | 609P | B | 4 | 4 | ARR | - | • • | SECOND 2 WEEKS 10/15-10/26 | KIRBY,W. |
| 6533 | MED | 609P | C | 4 | 4 | ARR | - | • • | THIRD 2 WEEKS 10/29-11/9 | KIRBY,W. |
| 6534 | MED | 609P | D | 4 | 4 | ARR | - | • • | FOURTH 2 WEEKS 11/12-11/23 | KIRBY,W. |
| 6535 | MED | 609P | E | 4 | 4 | ARR | - | • • | FIFTH 2 WEEKS 11/26-12/7 | KIRBY,W. |
| 6536 | MED | 609P | F | 4 | 4 | ARR | - | • • | SIXTH 2 WEEKS 12/10-12/21 | KIRBY,W. |
| 6537 | MED | 609P | G | 4 | 4 | ARR | - | • • | SEVENTH 2 WEEKS 12/24-1/4 | KIRBY |
| 6538 | MED | 609P | H | 8 | 8 | ARR | - | • • | FIRST 4 WEEKS 10/1-10/26 | HOLMES PLORDE KIRBY,W. COUNT |
| 6539 | MED | 609P | I | 8 | 8 | ARR | - | • • | SECOND 4 WEEKS 10/29-11/23 | HOLMES PLORDE KIRBY,W. COUNT |
| 6540 | MED | 609P | J | 8 | 8 | ARR | - | • • | THIRD 4 WEEKS 11/26-12/21 | HOLMES PLORDE KIRBY,W. COUNT |

| Sched. Line No. | DEPARTMENT | COURSE | TERM | SECTION | CREDITS | TIME | | LOCATION | TITLE AND REMARKS | INSTRUCTOR |
|-----------------|------------|--------|-------|---------|---------|-------|-----------|-----------------------|--|---------------------------|
| | | | | | | Day | Hour | | | |
| 6574 | MICRO | 302 | 2N | 2 | 2 | T TH | 130-320 | HSB T366 | GEN MICRO LAB NO AUDITORS | BICKNELL,W.E |
| 6575 | MICRO | 302 | 2D | 2 | 2 | T TH | 130-320 | HSB T370 | ATTENDANCE REQUIRED FIRST SESSION | BICKNELL,W.E |
| >>> >>>> | MICRO | 319 | 2N | 1 | 1 | ARR | - | HSB T286 | MICRO LAB TECHS CR/NC ONLY ENTRY CARDS HSB T286 | PARKHURST,D. |
| >>> >>>> | MICRO | 320 | A | 2 | 2 | M | 1230-120 | HSB T360A | MEDIA PREPARATION CR/NC ONLY ENTRY CARDS HSB T286 | PARKHURST,D. |
| >>> >>>> | MICRO | 320 | AN LB | 1 | 1 | ARR | - | HSB T286 | CR/NC ONLY ENTRY CARDS HSB T286 | PARKHURST,D. |
| >>> >>>> | MICRO | 322 | A | 5 | 5 | ARR | - | • • | APPLIED CLIN MICRO ENTRY CARDS HSB G303 | SCHOENKNECHT |
| 6580 | MICRO | 400 | A | 3 | 3 | M W F | 130-220 | HSB T625 | FUND OF GEN MICRO | WHITELEY,H.R LARA,J.C. |
| 6581 | MICRO | 402 | 2N | 3 | 3 | M W F | 230-420 | HSB T370 | FUND GEN MICRO LAB ATTENDANCE REQ 1ST SESSN PLUS ADDTL TIME + NO AUDITORS | LAXSON,C.F. |
| 6582 | MICRO | 440 | A | 1 | 1 | T TH | 930-1020 | HSB T360 | INTRO BACT FOR HTS | LORY,S. |
| 6583 | MICRO | 441 | A | 3 | 3 | M W F | 930-1020 | HSB T439 | 1ST 4 WKS ONLY MED TECH STUDENTS, OTHERS BY PERM ONLY | SCHOENKNECHT |
| 6584 | MICRO | 443 | 2N | 3 | 3 | M W F | 1030-1220 | HSB T399 HSB T399A | IMM MED BACT & VIR | COYLE,M.D. HEMER,R.J. |
| >>> >>>> | MICRO | 495 | A | VAR | VAR | ARR | - | • • | N-HONRS UNDRGR RSCH ENTRY CARDS HSB G303 | STANTON,T.H. |
| >>> >>>> | MICRO | 496 | A | 2 | 2 | ARR | - | • • | UNDERGRAD LTAR RSCH CR/NC ONLY ENTRY CARDS HSB G307 | NESTER,E.H. |
| >>> >>>> | MICRO | 497 | A | VAR | VAR | MTWTF | 800-500 | • • | MICRO SPEC ELECTVS ENTRY CARDS HSB G303 FIRST 6 WEEKS MED STUDENTS ONLY ENTRY CARDS HSB G303 | STANTON,T.H. |
| >>> >>>> | MICRO | 497 | B | VAR | VAR | MTWTF | 800-500 | • • | SECOND 6 WEEKS MED STUDENTS ONLY ENTRY CARDS HSB G303 | NESTER,E.H. |
| >>> >>>> | MICRO | 497 | C | VAR | VAR | MTWTF | 800-500 | • • | THIRD 6 WEEKS MED STUDENTS ONLY ENTRY CARDS HSB G303 | NESTER,E.H. |
| >>> >>>> | MICRO | 498 | A | VAR | VAR | ARR | - | • • | UNDERGRAD THESIS ENTRY CARDS HSB G303 MED STUDENTS ONLY | STANTON,T.H. |
| >>> >>>> | MICRO | 499 | A | VAR | VAR | ARR | - | • • | UNDERGRAD LAB RSCH CR/NC ONLY ENTRY CARDS HSB G303 | NESTER,E.H. |
| 6592 | MICRO | 500 | A | VAR | VAR | ARR | - | • • | INTRO TO RESEARCH CR/NC ONLY PERM BY INSTR HSB G307 | WHITELEY,H.R |
| 6593 | MICRO | 512 | A | 1 | 1 | M | 400-530 | HSB G324 | PHYS GENE EXPRESS CR/NC ONLY PERM OF INSTR HSB I3124 | WHITELEY,H.R |
| 6594 | MICRO | 520 | A | 1 | 1 | T | 330-530 | HSB T733 | SEMINAR CR/NC ONLY | LIDSTROM,H.E |
| 6595 | MICRO | 532 | A | 1 | 1 | ARR | - | • • | SEM IN GEN MICRO CR/NC ONLY PERM OF INSTR HSB E311 | LIDSTROM,H.E |
| 6596 | MICRO | 550 | A | 2 | 2 | TH | 130-320 | HSB T531 HSB T531A | SELECTED TOPICS IMM CR/NC ONLY PERM OF INSTR HSB G303 | |

| | | | | | | | | | | |
|------|-----|------|---|-----|-----|---|---|---|--|---|
| 654 | MED | 689P | K | 8 | ARR | - | • | • | FOURTH 4 WEEKS 12/24-1/18 | KIRBY GUNT MOLNES PLORDE KIRBY,W. |
| 6542 | MED | 689P | L | 12 | ARR | - | • | • | FIRST 6 WEEKS 10/1-11/9 | KIRBY,W. |
| 6543 | MED | 689P | M | 12 | ARR | - | • | • | SECOND 6 WEEKS 11/12-12/21 | KIRBY,W. |
| 6544 | MED | 690P | A | 8 | ARR | - | • | • | P-CARD SUBINTERNSHP FIRST 4 WEEKS 10/1-10/26 | KENNEDY |
| 6545 | MED | 690P | B | 8 | ARR | - | • | • | SECOND 4 WEEKS 10/29-11/23 | KENNEDY |
| 6546 | MED | 690P | C | 8 | ARR | - | • | • | THIRD 4 WEEKS 11/26-12/21 | KENNEDY |
| 6547 | MED | 690P | D | 8 | ARR | - | • | • | FOURTH 4 WEEKS 12/24-1/18 | KENNEDY |
| 6548 | MED | 692P | A | 4 | ARR | - | • | • | P-CL ENDOCRINOL FIRST 2 WEEKS 10/1-10/12 | TREECE BRENNER |
| 6549 | MED | 692P | B | 4 | ARR | - | • | • | SECOND 2 WEEKS 10/15-10/22 | TREECE |
| 6550 | MED | 692P | C | 4 | ARR | - | • | • | THIRD 2 WEEKS 10/29-11/9 | TREECE |
| 6551 | MED | 692P | D | 4 | ARR | - | • | • | FOURTH 2 WEEKS 11/12-11/23 | TREECE |
| 6552 | MED | 692P | E | 4 | ARR | - | • | • | FIFTH 2 WEEKS 11/26-12/7 | TREECE |
| 6553 | MED | 692P | F | 4 | ARR | - | • | • | SIXTH 2 WEEKS 12/10-12/21 | TREECE |
| 6554 | MED | 692P | G | 4 | ARR | - | • | • | SEVENTH 2 WEEKS 12/24-1/4 | TREECE |
| 6555 | MED | 692P | H | 8 | ARR | - | • | • | FIRST 4 WEEKS 10/1-10/26 | GOODNER TREECE WOOD |
| 6556 | MED | 692P | I | 8 | ARR | - | • | • | SECOND 4 WEEKS 10/29-11/23 | GOODNER TREECE WOOD |
| 6557 | MED | 692P | J | 8 | ARR | - | • | • | THIRD 4 WEEKS 11/26-12/21 | GOODNER TREECE WOOD |
| 6558 | MED | 692P | K | 8 | ARR | - | • | • | FOURTH 4 WEEKS 12/24-1/18 | GOODNER TREECE WOOD |
| 6559 | MED | 692P | L | 12 | ARR | - | • | • | FIRST 6 WEEKS 10/1-11/9 | GOODNER TREECE WOOD |
| 6560 | MED | 692P | M | 12 | ARR | - | • | • | SECOND 6 WEEKS 11/12-12/21 | GOODNER TREECE WOOD |
| 6561 | MED | 692P | N | VAR | ARR | - | • | • | 12 WEEKS 10/1-12/21 | GOODNER TREECE WOOD |
| 6562 | MED | 693P | A | 8 | ARR | - | • | • | P-NEPHROFLUID BAL FIRST 4 WEEKS 10/1-10/26 | SHERRARD COUSER MATHENS |
| 6563 | MED | 693P | B | 8 | ARR | - | • | • | SECOND 4 WEEKS 10/29-11/23 | SHERRARD COUSER MATHENS |
| 6564 | MED | 693P | C | 8 | ARR | - | • | • | THIRD 4 WEEKS 11/26-12/21 | SHERRARD COUSER MATHENS |
| 6565 | MED | 693P | D | 8 | ARR | - | • | • | FOURTH 4 WEEKS 12/24-1/18 | SHERRARD COUSER MATHENS |
| 6566 | MED | 695P | A | 8 | ARR | - | • | • | P-CLIN ASP AGING FIRST 4 WEEKS 10/1-10/26 | CLARK PELLETIER |
| 6567 | MED | 695P | B | 8 | ARR | - | • | • | SECOND 4 WEEKS 10/29-11/23 | CLARK PELLETIER |
| 6568 | MED | 695P | C | 8 | ARR | - | • | • | THIRD 4 WEEKS 11/26-12/21 | CLARK PELLETIER |
| 6569 | MED | 695P | D | 8 | ARR | - | • | • | FOURTH 4 WEEKS 12/24-1/18 | CLARK PELLETIER |
| >>>> | MED | 697P | A | VAR | ARR | - | • | • | P-MED SPEC ELEC FIRST 6 WEEKS 10/1-11/9 | RANSEY |
| >>>> | MED | 697P | B | VAR | ARR | - | • | • | SECOND 6 WEEKS 11/12-12/21 | RANSEY |
| >>>> | MED | 697P | C | VAR | ARR | - | • | • | 12 WEEKS 10/1-12/21 | RANSEY |

MICROBIOLOGY & IMMUNOLOGY

6573 MICRO 301 A 3 N N F 1130-1220 HSB T439 GEN MICROBIOLOGY SHERRIS,J.C.
LIDSTROM

W - WRITING COURSE MEETING A & B REQUIREMENT N - HONORS • - "PERMISSION SIGNATURE" % - NEW COURSE (SEE FRONT OF THE SCHEDULE)
>>> ENROLLMENT IN THIS SECTION IS LIMITED, AND STUDENTS MUST OBTAIN ENTRY CARDS. THE SCHEDULE LINE NUMBER IS PRINTED ON THE ENTRY CARD AND MUST BE MARKED ON THE OP-SCAN REGISTRATION FORM. BOTH THE OP-SCAN FORM AND CARD MUST BE TURNED IN TO REGISTER.

| | | | | | | | | | | | | |
|--------------------------------------|-------|------|---|-----|---|-----|--|--|------------------|-----------|--|---|
| 6591 | MICRO | 594 | A | 1 | 0 | T | | | 1230-120 | HSB T3604 | MOLEC & MED MICRO CR/NC ONLY PERM OF INSTR HSB H325 | SHERRIS,J.C. RAFF,H.V. GROGAN,W.B. |
| >>>> | MICRO | 598 | A | 2.5 | | | | | MTNTHF 1130-1220 | UMH B0333 | ADV CLINICAL MICRO CR/NC ONLY ENTRY CARDS HSB G303 | SHERRIS,J.C. SCHENCKECHY |
| >>>> | MICRO | 596 | A | VAR | | | | | ARR | | CLIN MICRO TNGRSCH CR/NC ONLY ENTRY CARDS HSB G303 | |
| 6600 | MICRO | 573 | A | 1 | | TH | | | 430-520 PM | HSB T473 | GEN IMMUNOL SEMINAR CR/NC ONLY | WILSON,R.E. |
| 6601 | MICRO | 574 | A | 1 | | M | | | 430-600 PM | HSB G324 | ANTIBODY RESPONSE CR/NC ONLY PERM OF INSTR HSB I356 | STORU,U.B. |
| 6602 | MICRO | 576 | A | 1 | 0 | ARR | | | | | BASIC TUMOR IMMUNOL CR/NC ONLY PERM OF INSTR | HELLSTRON,I. |
| 6603 | MICRO | 577 | A | 1 | | ARR | | | | | CELLULAR IMMUNITY CR/NC ONLY PERM OF INSTR HSB D652 | CLAGETT,J.A. |
| 6604 | MICRO | 578 | A | 1 | | ARR | | | | | CELLULAR IMMUNOLOGY CR/NC ONLY PERM OF INSTR HSB F318 | RAFF,H.V. |
| 6605 | MICRO | 585 | A | 1 | | ARR | | | | | RES CELL MOL BIOL CR/NC ONLY PERM OF INSTR HSB F 304A | CHAMPOUX,J.J. |
| >>>> | MICRO | 599 | A | VAR | | ARR | | | | | TPCS IN MICRO & IMM CR/NC ONLY ENTRY CARDS HSB G303 | |
| 6607 | MICRO | 600 | A | VAR | | ARR | | | | | INDEPHONT STDY/RSCH CR/NC ONLY | |
| 6608 | MICRO | 700 | A | VAR | | ARR | | | | | MASTERS THESIS CR/NC ONLY | |
| 6609 | MICRO | 800 | A | VAR | | ARR | | | | | DOCTORAL DISSERTATH CR/NC ONLY | |
| NEUROLOGICAL SURGERY | | | | | | | | | | | | |
| • ENTRY CARDS AVAILABLE IN UMH RR744 | | | | | | | | | | | | |
| 6610 | NR | 498 | A | VAR | | ARR | | | | | UNDERGRAD THESIS | DJEMANN,G. |
| 6611 | NR | 499 | A | VAR | | ARR | | | | | UNDERGRAD RESEARCH FIRST 6 WEEKS SECOND 6 WEEKS | DJEMANN,G. |
| 6612 | NR | 499 | B | VAR | | ARR | | | | | | DJEMANN,G. |
| >>>> | NR | 505P | A | 1 | | ARR | | | | | P-PRECEPT NEUROSURG ENTRY CARDS HSB RR744 | LOESER,J.D. |
| 6614 | NR | 528P | A | 1 | | M | | | 1130-100 | UMH B1002 | P-NEUROLOG SUPG SEM | CALVIN,W. NESTRUM,L. |
| >>>> | NR | 542 | A | 2 | | M | | | 930-1230 | UMH B1102 | EPILEPSY RESEARCH ENTRY CARDS HSB RR744 | NESTRUM,L. DJEMANN,G. |
| 6616 | NR | 680P | A | 8 | | ARR | | | | | P-NEURO SURG CLKSHIP FIRST 4 WEEKS 10/1-10/26 | WARD,A.A. KELLY,W. LOESER,J.D. HARRIS,A.B. MYLER,A.R. BURCHIEL,K. DJEMANN,G. MINO,H.R. DACEY,R.G. |
| 6617 | NR | 680P | D | 8 | | ARR | | | | | SECOND 4 WEEKS 10/29-11/23 | WARD,A.A. KELLY,W. LOESER,J.D. HARRIS,A.B. MYLER,A.R. BURCHIEL,K. DJEMANN,G. MINO,H.R. DACEY,R.G. |

W - WRITING COURSE MEETING A & B REQUIREMENT N - HONORS • - "PERMISSION SIGNATURE" % - NEW COURSE (SEE FRONT OF THE SCHEDULE)
>>> ENROLLMENT IN THIS SECTION IS LIMITED, AND STUDENTS MUST OBTAIN ENTRY CARDS. THE SCHEDULE LINE NUMBER IS PRINTED ON THE ENTRY CARD AND MUST BE MARKED ON THE OP-SCAN REGISTRATION FORM. BOTH THE OP-SCAN FORM AND CARD MUST BE TURNED IN TO REGISTER.

SCHOOL OF MEDICINE

| Sched. Line No. | DEPARTMENT | COURSE TERM | SECTION | CREDITS | W | H | R | P | N | E | TIME | | LOCATION | TITLE AND REMARKS | INSTRUCTOR |
|--------------------------------------|------------|-------------|---------|---------|-----|-----|---|---|---|---|---------|-----------|--------------------|---|--|
| | | | | | | | | | | | Day | Hour | | | |
| 6619 | NR | 680P | C | 0 | ARR | | | | | | | | | THIRD 4 WEEKS 11/26-12/21 | WARD, A.A. KELLY, W. LDESER, J.D. HARRIS, A.D. WYLER, A.R. BURCHIEL, K.J. OJEMANN, G. MINN, H.R. DACEY, R.G. WARD, A.A. RELLY, W. LDESER, J.D. HARRIS, A.D. WYLER, A.R. BURCHIEL, K.J. OJEMANN, G. MINN, H.R. DACEY, R.G. |
| 6619 | NR | 680P | D | 0 | ARR | | | | | | | | | FOURTH 4 WEEKS 12/24-11/10 | |
| 6620 | NR | 681P | A | 2.5 | T | | | | | | 100-500 | MSD T663A | P-SEIZURE CL CLKSH | WILEMSKY, A.J. | |
| 6621 | NR | 697P | A | VAR | ARR | | | | | | | | | P-NR SPEC ELECTIVES FIRST 6 WEEKS | MINN, H.R. |
| 6622 | NR | 697P | B | VAR | ARR | | | | | | | | | SECOND 6 WEEKS | MINN, H.R. MINN, H.R. |
| 6623 | NR | 697P | C | VAR | ARR | | | | | | | | | 12 WEEKS | |
| OBSTETRICS AND GYNECOLOGY | | | | | | | | | | | | | | | |
| * ENTRY CARDS AVAILABLE IN UMN DB667 | | | | | | | | | | | | | | | |
| >>>> | DB | GY | 498 | A | VAR | | | | | | | | | UNDERGRAD THESIS ENTRY CARDS UMN DB667 12 WEEKS | VONTVER, L.A. |
| >>>> | DB | GY | 499 | A | VAR | | | | | | | | | UNDERGRAD RESEARCH ENTRY CARDS UMN DB667 12 WEEKS | VONTVER, L.A. |
| >>>> | DB | GY | 579P | A | VAR | | | | | | | | | P-OB&GYN INVESTIGA ENTRY CARDS UMN DB667 | VONTVER, L.A. |
| 6627 | DB | GY | 665P | A | 12 | ARR | | | | | | | | P-DB GY CLERK UH FIRST 6 WEEKS 10/1-11/9 | BROWN, Z.A. MODRE, D.E. ESCHENBACH, D. SMITH, J.R. GRAVETT, M. VONTVER, L.A. PRINCE, E. SPADDINI, L.R. BENEDETTI, T. STENCHEVER, M. TAMIMI, H. SHY, K. |
| 6628 | DB | GY | 665P | B | 12 | ARR | | | | | | | | SECOND 6 WEEKS 11/12-12/21 | |
| 6629 | DB | GY | 666P | A | 12 | ARR | | | | | | | | P-DB GY CLERK BOISE FIRST 6 WEEKS 10/1-11/9 | VONTVER, L.A. |
| 6630 | DB | GY | 666P | B | 12 | ARR | | | | | | | | SECOND 6 WEEKS 11/12-12/21 | VONTVER, L.A. |
| 6631 | DB | GY | 667P | A | 12 | ARR | | | | | | | | P-DB GY CLERK HADI 1ST 6 WEEKS 10/1-11/9 | VONTVER, L.A. |
| 6632 | DB | GY | 667P | B | 12 | ARR | | | | | | | | SECOND 6 WEEKS 11/12-12/21 | VONTVER, L.A. |
| 6633 | DB | GY | 668P | A | 12 | ARR | | | | | | | | P-DB GY CLERK SPOK FIRST 6 WEEKS 10/1-11/9 | VONTVER, L.A. |
| 6634 | DB | GY | 668P | B | 12 | ARR | | | | | | | | SECOND 6 WEEKS 11/12-12/21 | VONTVER, L.A. |
| 6635 | DB | GY | 669P | A | 12 | ARR | | | | | | | | P-DB GY CLERK SMO FIRST 6 WEEKS 10/1-11/9 | VONTVER, L.A. |

| Sched. Line No. | DEPARTMENT | COURSE TERM | SECTION | CREDITS | W | H | R | P | N | E | TIME | | LOCATION | TITLE AND REMARKS | INSTRUCTOR |
|----------------------|------------|-------------|---------|---------|-----|---|---|---|---|---|------|------|----------|--|---------------|
| | | | | | | | | | | | Day | Hour | | | |
| >>>> | DB | GY | 685P | F | VAR | | | | | | | | | ENTRY CARDS UMN DB667 SECOND 6 WEEKS 11/12-12/21 | VONTVER, L.A. |
| >>>> | DB | GY | 685P | G | VAR | | | | | | | | | ENTRY CARDS UMN DB667 TWELVE WEEKS 10/1-12/21 | VONTVER, L.A. |
| >>>> | DB | GY | 697P | A | 0 | | | | | | | | | P-OB&GYN SPEC ELEC ENTRY CARDS UMN DB667 FIRST 4 WEEKS 10/1-10/26 | VONTVER, L.A. |
| >>>> | DB | GY | 697P | B | 0 | | | | | | | | | ENTRY CARDS UMN DB667 SECOND 4 WEEKS 10/29-11/23 | VONTVER, L.A. |
| >>>> | DB | GY | 697P | C | 0 | | | | | | | | | ENTRY CARDS UMN DB667 THIRD 4 WEEKS 11/26-12/21 | VONTVER, L.A. |
| >>>> | DB | GY | 697P | D | 0 | | | | | | | | | ENTRY CARDS UMN DB667 FOURTH 4 WEEKS 12/21-1/10 | VONTVER, L.A. |
| >>>> | DB | GY | 697P | E | 12 | | | | | | | | | ENTRY CARDS UMN DB667 FIRST 6 WEEKS 10/1-11/9 | VONTVER, L.A. |
| >>>> | DB | GY | 697P | F | 12 | | | | | | | | | ENTRY CARDS UMN DB667 SECOND 6 WEEKS 11/12-12/21 | VONTVER, L.A. |
| >>>> | DB | GY | 697P | G | VAR | | | | | | | | | ENTRY CARDS UMN DB667 12 WEEKS | VONTVER, L.A. |
| OPHTHALMOLOGY | | | | | | | | | | | | | | | |
| 6665 | DPHTH | 498 | A | VAR | ARR | | | | | | | | | UNDERGRAD THESIS | RODIECK, R.W. |
| 6666 | DPHTH | 499 | A | VAR | ARR | | | | | | | | | UNDERGRAD RESEARCH | RODIECK, R.W. |
| 6667 | DPHTH | 681P | A | 4 | ARR | | | | | | | | | P-OPHTHALM CLERKSHIP FIRST 2 WEEKS 10/1-10/12 | REEM NILAN |
| 6668 | DPHTH | 681P | B | 4 | ARR | | | | | | | | | SECOND 2 WEEKS 10/15-10/26 | REEM NILAN |
| 6669 | DPHTH | 681P | C | 4 | ARR | | | | | | | | | THIRD 2 WEEKS 10/29-11/9 | REEM NILAN |
| 6670 | DPHTH | 681P | D | 4 | ARR | | | | | | | | | FOURTH 2 WEEKS 11/12-11/23 | REEM NILAN |
| 6671 | DPHTH | 681P | E | 4 | ARR | | | | | | | | | FIFTH 2 WEEKS 11/26-12/7 | REEM NILAN |
| 6672 | DPHTH | 681P | F | 4 | ARR | | | | | | | | | SIXTH 2 WEEKS 12/10-12/21 | REEM NILAN |
| 6673 | DPHTH | 681P | G | 4 | ARR | | | | | | | | | SEVENTH 2 WEEKS 12/24-1/4 | REEM NILAN |
| 6674 | DPHTH | 682P | A | 4 | ARR | | | | | | | | | P-OPHTH EXTERNSHIP FIRST 2 WEEKS 10/1-10/12 | KRANAR |
| 6675 | DPHTH | 682P | B | 4 | ARR | | | | | | | | | SECOND 2 WEEKS 10/15-10/26 | KRANAR |
| 6676 | DPHTH | 682P | C | 4 | ARR | | | | | | | | | THIRD 2 WEEKS 10/29-11/9 | KRANAR |
| 6677 | DPHTH | 682P | D | 4 | ARR | | | | | | | | | FOURTH 2 WEEKS 11/12-11/23 | KRANAR |
| 6678 | DPHTH | 682P | E | 4 | ARR | | | | | | | | | FIFTH 2 WEEKS 11/26-12/7 | KRANAR |
| 6679 | DPHTH | 682P | F | 4 | ARR | | | | | | | | | SIXTH 2 WEEKS 12/10-12/21 | KRANAR |
| 6680 | DPHTH | 682P | G | 4 | ARR | | | | | | | | | SEVENTH 2 WEEKS 12/24-1/4 | KRANAR |
| 6681 | DPHTH | 683P | A | 4 | ARR | | | | | | | | | P-PED OPHTHAL FIRST 2 WEEKS 10/1-10/12 | KALINA, R.E. |
| 6682 | DPHTH | 683P | B | 4 | ARR | | | | | | | | | SECOND 2 WKS OF QUART 10/15-10/26 | KALINA, R.E. |
| 6683 | DPHTH | 683P | C | 4 | ARR | | | | | | | | | THIRD 2 WKS OF QUART 10/29-11/9 | KALINA, R.E. |
| 6684 | DPHTH | 683P | D | 4 | ARR | | | | | | | | | FOURTH 2 WKS OF QUART 11/12-11/23 | KALINA, R.E. |
| 6685 | DPHTH | 683P | E | 4 | ARR | | | | | | | | | FIFTH 2 WKS OF QUART 11/26-12/7 | KALINA, R.E. |
| 6686 | DPHTH | 683P | F | 4 | ARR | | | | | | | | | SIXTH 2 WKS OF QUART 12/10-12/21 | KALINA, R.E. |
| 6687 | DPHTH | 683P | G | 4 | ARR | | | | | | | | | SEVENTH 2 WKS OF QUART 12/24-1/4 | KALINA, R.E. |
| 6688 | DPHTH | 685P | A | 4 | ARR | | | | | | | | | P-OPHTHALM EXTERNSHIP FIRST 2 WEEKS 10/1-10/12 | ORCUTT |
| 6689 | DPHTH | 685P | B | 4 | ARR | | | | | | | | | SECOND 2 WEEKS 10/15-10/26 | ORCUTT |
| 6690 | DPHTH | 685P | C | 4 | ARR | | | | | | | | | THIRD 2 WEEKS 10/29-11/9 | ORCUTT |
| 6691 | DPHTH | 685P | D | 4 | ARR | | | | | | | | | 4TH TWO WEEKS 11/12-11/23 | ORCUTT |
| 6692 | DPHTH | 685P | E | 4 | ARR | | | | | | | | | FIFTH 2 WEEKS 11/26-12/7 | ORCUTT |

100

| | | | | | | | | | | | |
|-------|----|----|------|---|-----|-----|---|---|---|--|---|
| 6634 | OB | GY | 669P | B | 12 | ARR | - | + | + | SECOND 6 WEEKS 11/12-12/21 | VONTVER,L.A. |
| 6637 | OB | GY | 670P | A | 12 | ARR | - | + | + | P-OB GY CLERK GH. FIRST 6 WEEKS 10/1-11/9 | VONTVER,L.A. |
| 6638 | OB | GY | 670P | B | 12 | ARR | - | + | + | SECOND 6 WEEKS 11/12-12/21 | VONTVER,L.A. |
| 6639 | OB | GY | 671P | A | 12 | ARR | - | + | + | P-OB GY CLERK ANCHD FIRST 6 WEEKS 10/1-11/9 | VONTVER,L.A. |
| 6640 | OB | GY | 671P | B | 12 | ARR | - | + | + | SECOND 6 WEEKS 11/12-12/21 | VONTVER,L.A. |
| >>>>> | OB | GY | 680P | A | 8 | ARR | - | + | + | P-CLIN CLERKSHIPS ENTRY CARDS UMH 8B667 FIRST 4 WEEKS 10/1-10/26 | SPADDINI,L. TAMINI,H. GREER,B. BENEDETTI,T. SOULES,M. FIGGE,D. VONTVER,L.A. MOORE,D. |
| >>>>> | OB | GY | 680P | B | 8 | ARR | - | + | + | ENTRY CARDS UMH 8B667 SECOND 4 WEEKS 10/29-11/23 | SPADDINI,L. TAMINI,H. GREER,B. BENEDETTI,T. SOULES,M. FIGGE,D. VONTVER,L.A. MOORE,D. |
| >>>>> | OB | GY | 680P | C | 8 | ARR | - | + | + | ENTRY CARDS UMH 8B667 THIRD 4 WEEKS 11/26-12/21 | SPADDINI,L. TAMINI,H. GREER,B. BENEDETTI,T. SOULES,M. FIGGE,D. VONTVER,L.A. MOORE,D. |
| >>>>> | OB | GY | 682P | A | 8 | ARR | - | + | + | P-HI RISK OB FIRST 4 WEEKS 10/1-10/26 | VONTVER,L.A. BROWN,Z. GRAVETT,M. LENZE,R. SMITH,J. |
| >>>>> | OB | GY | 682P | B | 8 | ARR | - | + | + | SECOND 4 WEEKS 10/29-11/23 | VONTVER,L.A. BROWN,Z. GRAVETT,M. LENZE,R. SMITH,J. |
| >>>>> | OB | GY | 682P | C | 8 | ARR | - | + | + | THIRD 4 WEEKS 11/26-12/21 | VONTVER,L.A. BROWN,Z. GRAVETT,M. LENZE,R. SMITH,J. |
| >>>>> | OB | GY | 682P | D | 8 | ARR | - | + | + | FOURTH 4 WEEKS 12/24-1/18 | VONTVER,L.A. BROWN,Z. GRAVETT,M. LENZE,R. SMITH,J. |
| >>>>> | OB | GY | 684P | A | 8 | ARR | - | + | + | P-ENDO OF REPRD ENTRY CARDS UMH 8B667 FIRST 4 WEEKS 10/1-10/26 | MOORE,D. SPADDINI,L. VONTVER,L.A. SOULES,M. |
| >>>>> | OB | GY | 684P | B | 8 | ARR | - | + | + | ENTRY CARDS UMH 8B667 SECOND 4 WEEKS 10/29-11/23 | MOORE,D. SPADDINI,L. VONTVER,L.A. SOULES,M. |
| >>>>> | OB | GY | 684P | C | 8 | ARR | - | + | + | ENTRY CARDS UMH 8B667 THIRD 4 WEEKS 11/26-12/21 | MOORE,D. SPADDINI,L. VONTVER,L.A. SOULES,M. |
| >>>>> | OB | GY | 685P | A | 8 | ARR | - | + | + | P-OB GYN PRECEPTOR ENTRY CARDS UMH 8B667 FIRST 4 WEEKS 10/1-10/26 | VONTVER,L.A. |
| >>>>> | OB | GY | 685P | B | 8 | ARR | - | + | + | ENTRY CARDS UMH 8B667 SECOND 4 WEEKS 10/29-11/23 | VONTVER,L.A. |
| >>>>> | OB | GY | 685P | C | 8 | ARR | - | + | + | ENTRY CARDS UMH 8B667 THIRD 4 WEEKS 11/26-12/21 | VONTVER,L.A. |
| >>>>> | OB | GY | 685P | D | 8 | ARR | - | + | + | ENTRY CARDS UMH 8B667 FOURTH 4 WEEKS 12/24-1/18 | VONTVER,L.A. |
| >>>>> | OB | GY | 685P | E | VAR | ARR | - | + | + | ENTRY CARDS UMH 8B667 FIRST 6 WEEKS 10/1-11/9 | VONTVER,L.A. |

| | | | | | | | | | | |
|------|-------|------|---|-----|-----|---|---|---|---|--------------------------------------|
| 6697 | DPHTH | 685P | F | 4 | ARR | - | + | + | SIXTH 2 WEEKS 12/10-12/21 | ORCUTT |
| 6698 | DPHTH | 685P | G | 4 | ARR | - | + | + | SEVENTH 2 WEEKS 12/24-1/4 | ORCUTT |
| 6699 | DPHTH | 686P | A | 4 | ARR | - | + | + | P-DPHTHAL EXTERNSHIP FIRST 2 WEEKS 10/1-10/12 | BORTNER |
| 6696 | DPHTH | 686P | B | 4 | ARR | - | + | + | SECOND 2 WEEKS 10/15-10/26 | BORTNER |
| 6697 | DPHTH | 686P | C | 4 | ARR | - | + | + | THIRD 2 WEEKS 10/29-11/9 | BORTNER |
| 6698 | DPHTH | 686P | D | 4 | ARR | - | + | + | FOURTH 2 WEEKS 11/12-11/23 | BORTNER |
| 6699 | DPHTH | 686P | E | 4 | ARR | - | + | + | FIFTH 2 WEEKS 11/26-12/7 | BORTNER |
| 6700 | DPHTH | 686P | F | 4 | ARR | - | + | + | SIXTH 2 WEEKS 12/10-12/21 | BORTNER |
| 6701 | DPHTH | 686P | G | 4 | ARR | - | + | + | SEVENTH 2 WEEKS 12/24-1/4 | BORTNER |
| 6702 | DPHTH | 687P | A | 4 | ARR | - | + | + | P-DPHTH CLERKSHIP FIRST 2 WEEKS 10/1-10/12 | KINYOUN |
| 6703 | DPHTH | 687P | B | 4 | ARR | - | + | + | SECOND 2 WEEKS 10/15-10/26 | KINYOUN |
| 6704 | DPHTH | 687P | C | 4 | ARR | - | + | + | THIRD 2 WEEKS 10/29-11/9 | KINYOUN |
| 6705 | DPHTH | 687P | D | 4 | ARR | - | + | + | FOURTH 2 WEEKS 11/12-11/23 | KINYOUN |
| 6706 | DPHTH | 687P | E | 4 | ARR | - | + | + | FIFTH 2 WEEKS 11/26-12/7 | KINYOUN |
| 6707 | DPHTH | 687P | F | 4 | ARR | - | + | + | SIXTH 2 WEEKS 12/10-12/21 | KINYOUN |
| 6708 | DPHTH | 687P | G | 4 | ARR | - | + | + | SEVENTH 2 WEEKS 12/24-1/4 | KINYOUN |
| 6709 | DPHTH | 697P | A | VAR | ARR | - | + | + | P-OPH SPEC ELEC 10/1-11/16 | KALINA KALINA KALINA KALINA |
| 6710 | DPHTH | 697P | B | VAR | ARR | - | + | + | 11/19-1/4 | |
| 6711 | DPHTH | 697P | C | VAR | ARR | - | + | + | 12 WEEKS | |

ORTHOPEDICS

ENTRY CARDS AVAILABLE IN UMH 8B1033

| | | | | | | | | | | |
|-------|-------|------|---|-----|-----|---|---|---|--|--|
| >>>>> | ORTHP | 496 | A | VAR | ARR | - | + | + | UNDERGRAD THESIS | GREENLEE,T. |
| >>>>> | ORTHP | 499 | A | VAR | ARR | - | + | + | UNDERGRAD RESEARCH | GREENLEE,T. LIPPETT,F. MATSEN,F. |
| >>>>> | ORTHP | 675P | A | 4 | ARR | - | + | + | P-PRECEPTORSHIP ORTHP FIRST 2 WEEKS 10/1-10/12 | GREENLEE,T. |
| >>>>> | ORTHP | 675P | B | 4 | ARR | - | + | + | SECOND 2 WEEKS 10/15-10/26 | GREENLEE,T. |
| >>>>> | ORTHP | 675P | C | 4 | ARR | - | + | + | THIRD 2 WEEKS 10/29-11/9 | GREENLEE,T. |
| >>>>> | ORTHP | 675P | D | 4 | ARR | - | + | + | FOURTH 2 WEEKS 11/12-11/23 | GREENLEE,T. |
| >>>>> | ORTHP | 675P | E | 4 | ARR | - | + | + | FIFTH 2 WEEKS 11/26-12/7 | GREENLEE,T. |
| >>>>> | ORTHP | 675P | F | 4 | ARR | - | + | + | SIXTH 2 WEEKS 12/10-12/21 | GREENLEE,T. |
| >>>>> | ORTHP | 675P | G | 4 | ARR | - | + | + | SEVENTH 2 WEEKS 12/24-1/4 | GREENLEE,T. |
| 6721 | ORTHP | 676P | A | 8 | ARR | - | + | + | P-PEDIATRIC ORTHPOC FIRST 4 WEEKS 10/1-10/26 | STANELI,L. |
| 6722 | ORTHP | 676P | B | 8 | ARR | - | + | + | SECOND 4 WEEKS 10/29-11/23 | STANELI,L. |
| 6723 | ORTHP | 676P | C | 8 | ARR | - | + | + | THIRD 4 WEEKS 11/26-12/7 | STANELI,L. |
| 6724 | ORTHP | 676P | D | 8 | ARR | - | + | + | FOURTH 4 WEEKS 12/24-1/18 | STANELI,L. |
| 6725 | ORTHP | 677P | A | 8 | ARR | - | + | + | P-MUSCLOSRTL TRAUMA FIRST 4 WEEKS 10/1-10/26 | LIPPETT,F. GREENLEE,T. HANSEN,S. MATSEN,F. HANSEN,S. |
| 6726 | ORTHP | 677P | B | 8 | ARR | - | + | + | SECOND 4 WEEKS 10/29-11/23 | LIPPETT,F. GREENLEE,T. HANSEN,S. MATSEN,F. |
| 6727 | ORTHP | 677P | C | 8 | ARR | - | + | + | THIRD 4 WEEKS 11/26-12/21 | LIPPETT,F. GREENLEE,T. HANSEN,S. MATSEN,F. |

W = WRITING COURSE MEETING A & B REQUIREMENT H = HONORS P = PERMISSION SIGNATURE N = NEW COURSE (SEE FRONT OF TIME SCHEDULE)
>>> ENROLLMENT IN THIS SECTION IS LIMITED, AND STUDENTS MUST OBTAIN ENTRY CARDS. THE SCHEDULE LINE NUMBER IS PRINTED ON THE ENTRY CARD AND MUST BE MARKED ON THE OP-SCAN REGISTRATION FORM. BOTH THE OP-SCAN FORM AND CARD MUST BE TURNED IN TO REGISTER.

W = WRITING COURSE MEETING A & B REQUIREMENT H = HONORS P = PERMISSION SIGNATURE N = NEW COURSE (SEE FRONT OF TIME SCHEDULE)
>>> ENROLLMENT IN THIS SECTION IS LIMITED, AND STUDENTS MUST OBTAIN ENTRY CARDS. THE SCHEDULE LINE NUMBER IS PRINTED ON THE ENTRY CARD AND MUST BE MARKED ON THE OP-SCAN REGISTRATION FORM. BOTH THE OP-SCAN FORM AND CARD MUST BE TURNED IN TO REGISTER.

SCHOOL OF MEDICINE

| Sched. Line No. | DEPARTMENT | COURSE | TERM | SECTION | CREDITS | W | R | T | F | S | P | TIME | | LOCATION | TITLE AND REMARKS | INSTRUCTOR |
|-----------------|------------|--------|------|---------|---------|---|---|-----|---|---|---|------|------|----------|---|--|
| | | | | | | | | | | | | Day | Hour | | | |
| 6728 | ORTHP | 677P | D | 8 | | | | ARR | - | | | | | | FOURTH 4 WEEKS 12/24-1/18 | |
| 6729 | ORTHP | 680P | A | 8 | | | | ARR | - | | | | | | P-GEN ORTHP CLRSHP FIRST 4 WEEKS 10/1-10/26 | GREENLEE,T.K LIPPERT,F. MATSEN,F. HANSEN,S. |
| 6730 | ORTHP | 680P | B | 8 | | | | ARR | - | | | | | | SECOND 4 WEEKS 10/29-11/23 | GREENLEE,T.K LIPPERT,F. MATSEN,F. HANSEN,S. |
| 6731 | ORTHP | 680P | C | 8 | | | | ARR | - | | | | | | THIRD 4 WEEKS 11/26-12/21 | GREENLEE,T.K LIPPERT,F. MATSEN,F. HANSEN,S. |
| 6732 | ORTHP | 680P | D | 8 | | | | ARR | - | | | | | | FOURTH 4 WEEKS 12/24-1/18 | |
| 6733 | ORTHP | 697P | A | VAR | | | | ARR | - | | | | | | P-ORTHP EXT ELECT FIRST 4 WEEKS | GREENLEE,T.K |
| 6734 | ORTHP | 697P | B | VAR | | | | ARR | - | | | | | | SECOND 4 WEEKS | GREENLEE,T.K |
| 6735 | ORTHP | 697P | C | VAR | | | | ARR | - | | | | | | THIRD 4 WEEKS | GREENLEE,T.K |
| 6736 | ORTHP | 697P | D | VAR | | | | ARR | - | | | | | | FIRST 4 WEEKS | GREENLEE,T.K |
| 6737 | ORTHP | 697P | E | VAR | | | | ARR | - | | | | | | SECOND 4 WEEKS | GREENLEE,T.K |
| 6738 | ORTHP | 697P | F | VAR | | | | ARR | - | | | | | | FOURTH 4 WEEKS | GREENLEE,T.K |

OTOLARYNGOLOGY

| | | | | | | | | | | | | | | | | |
|------|------|------|---|-----|--|--|--|-----|---|--|--|--|--|--|--|---|
| 6739 | OTOL | 498 | A | VAR | | | | ARR | - | | | | | | UNDERGRAD THESIS FIRST 6 WEEKS | CUMINGS,C.M |
| 6740 | OTOL | 498 | B | VAR | | | | ARR | - | | | | | | SECOND 6 WEEKS | CUMINGS,C.M |
| 6741 | OTOL | 498 | C | VAR | | | | ARR | - | | | | | | TWELVE WEEKS | CUMINGS,C.M |
| 6742 | OTOL | 499 | A | VAR | | | | ARR | - | | | | | | UNDERGRAD RESEARCH | CUMINGS,C.M |
| 6743 | OTOL | 681P | A | 8 | | | | ARR | - | | | | | | P-OTO CLRSHP FIRST 4 WEEKS 10/1-10/26 | SNYDER,J. REES,T. CUMINGS,C. MEYHULLER,E. DUCKERT,L. DOBIE,R.A. HILLEL,A. DONALDSON,J. |
| 6744 | OTOL | 681P | B | 8 | | | | ARR | - | | | | | | SECOND 4 WEEKS 10/29-11/23 | SNYDER,J. REES,T. CUMINGS,C. MEYHULLER,E. DUCKERT,L. DOBIE,R.A. HILLEL,A. DONALDSON,J. |
| 6745 | OTOL | 681P | C | 8 | | | | ARR | - | | | | | | THIRD 4 WEEKS 11/26-12/21 | SNYDER,J. REES,T. CUMINGS,C. MEYHULLER,E. DUCKERT,L. DOBIE,R.A. HILLEL,A. DONALDSON,J. |
| 6746 | OTOL | 681P | D | 8 | | | | ARR | - | | | | | | FOURTH 4 WEEKS 12/24-1/18 | |
| 6747 | OTOL | 682P | A | 8 | | | | ARR | - | | | | | | P-OTOLARYN EXTERN FIRST 4 WEEKS 10/1-10/26 | CUMINGS,C. KAPLAN,J. ATCHESON,B. CUMINGS,C. KAPLAN,J. ATCHESON,B. |
| 6748 | OTOL | 682P | B | 8 | | | | ARR | - | | | | | | SECOND 4 WEEKS 10/29-11/23 | CUMINGS,C. KAPLAN,J. ATCHESON,B. CUMINGS,C. KAPLAN,J. ATCHESON,B. |
| 6749 | OTOL | 682P | C | 8 | | | | ARR | - | | | | | | THIRD 4 WEEKS 11/26-12/21 | CUMINGS,C. KAPLAN,J. ATCHESON,B. CUMINGS,C. KAPLAN,J. ATCHESON,B. |
| 6750 | OTOL | 682P | D | 8 | | | | ARR | - | | | | | | FOURTH 4 WEEKS 12/24-1/18 | |
| 6751 | OTOL | 683P | A | 8 | | | | ARR | - | | | | | | P-OTOLARYN EXTERN FIRST 4 WEEKS 10/1-10/26 | GERMON,W. SANTER,R. ZENZ CUMINGS,C. HAYS,L. GERMON,W. SANTER,R. ZENZ CUMINGS,C. |
| 6752 | OTOL | 683P | B | 8 | | | | ARR | - | | | | | | SECOND 4 WEEKS 10/29-11/23 | GERMON,W. SANTER,R. ZENZ CUMINGS,C. HAYS,L. GERMON,W. SANTER,R. ZENZ CUMINGS,C. |
| 6753 | OTOL | 683P | C | 8 | | | | ARR | - | | | | | | THIRD 4 WEEKS 11/26-12/21 | GERMON,W. SANTER,R. ZENZ CUMINGS,C. HAYS,L. GERMON,W. SANTER,R. ZENZ CUMINGS,C. |

| Sched. Line No. | DEPARTMENT | COURSE | TERM | SECTION | CREDITS | W | R | T | F | S | P | TIME | | LOCATION | TITLE AND REMARKS | INSTRUCTOR |
|-----------------|------------|--------|------|---------|---------|---|---|-----|-----------|---|---|------|------|-----------|--|---|
| | | | | | | | | | | | | Day | Hour | | | |
| 6778 | PATH | 520 | A | 1 | | | | F | 1230-120 | | | | | NSB T639 | ERP PATHOLOGY SNHR CR/NC ONLY PERM BY INSTR | BENDITTE, WOLF,N. |
| 6779 | PATH | 535 | 2N | VAR | | | | ARR | - | | | | | | FUND HU DISEASE PERM BY INSTR | MOTTET,N.K. |
| >>>> | PATH | 551 | A | 2-5 | | | | ARR | - | | | | | | EXPER & MOLEC PATH ENTRY CARDS HSB E511 ALL FACULTY AVAILABLE | BYERS NIGHT |
| 6781 | PATH | 552 | A | 2-5 | | | | M | 730-820 | | | | | NSB T635 | CONTENT AMAT PATH CR/NC ONLY PERM OF INSTR MED OR GRAD STUDENTS | REAY,D. HELLSTRON,K. SHAW,C.H. MARTIN,G. |
| 6782 | PATH | 562P | A | VAR | | | | T | 230-320 | | | | | NSB T641 | P-CARDIOVAS PATH CON PERM BY INSTR REICHENBACH 73709 | ALVORD,E.C. |
| 6783 | PATH | 563 | A | VAR | | | | M | 200-300 | | | | | NSB T663 | NEUROPATHOLOGY PERM BY INSTR | ALVORD,E.C. |
| 6784 | PATH | 572 | A | VAR | | | | M | 300-500 | | | | | NSB T663 | NEUROPATH REAC PERM OF INSTR | SHAW,C.H. SUNJ,P. ALVORD,E.C. |
| >>>> | PATH | 600 | A | VAR | | | | ARR | - | | | | | | INDEPENTN STDY/RSCH CR/NC ONLY ENTRY CARDS HSB E511 GRAD ALL FACULTY AVAIL | BUSTEED,F.F. |
| >>>> | PATH | 665P | A | VAR | | | | ARR | - | | | | | | P-SURG PATHOLOGY ENTRY CARDS HSB C514 PROVIDENCE HOSP | BUSTEED,F.F. |
| 6787 | PATH | 666P | A | 1 | | | | M | 1100-1200 | | | | | UMH CC408 | P-RENAL PATH CONP PERM BY INSTR | STRIKER,G. |
| 6788 | PATH | 667P | 2N | VAR | | | | F | 830-930 | | | | | UMH CC512 | P-RENAL PATH LAB PERM BY INSTR | STRIKER |
| 6789 | PATH | 688P | A | VAR | | | | ARR | - | | | | | | P-SKIN PATHOLOGY | |
| >>>> | PATH | 680P | A | 12 | | | | ARR | - | | | | | | P-DIAG PATH-U H ENTRY CARDS HSB C514 3RD 4TH YR MED STUDNTS FIRST 6 WEEKS 10/1-12/21 | MOTTET |
| >>>> | PATH | 680P | B | 12 | | | | ARR | - | | | | | | ENTRY CARDS HSB C514 SECOND 6 WEEKS 11/12-12/21 | MOTTET,N.K. |
| >>>> | PATH | 680P | C | VAR | | | | ARR | - | | | | | | ENTRY CARDS HSB C514 | MOTTET |
| >>>> | PATH | 681P | A | 12 | | | | ARR | - | | | | | | P-DIAG PATH-HMC/KC ENTRY CARDS HSB C514 FIRST 6 WEEKS 10/1-11/9 | REICHENBACH REAY,D. |
| >>>> | PATH | 681P | B | 12 | | | | ARR | - | | | | | | 3RD 4TH YR MED STUDNTS ENTRY CARDS HSB C514 3RD 4TH YR MED STUDNTS 2ND 6 WEEKS 11/12-12/21 | REICHENBACH REAY,D. |
| >>>> | PATH | 681P | C | VAR | | | | ARR | - | | | | | | ENTRY CARDS HSB C514 | REICHENBACH REAY |
| >>>> | PATH | 682P | A | 12 | | | | ARR | - | | | | | | P-DIAG PATH-VA ENTRY CARDS HSB C514 FIRST 6 WEEKS 10/1-11/9 | VRACKO,R. |
| >>>> | PATH | 682P | B | 12 | | | | ARR | - | | | | | | 3RD 4TH YR MED STUDNTS ENTRY CARDS HSB C514 SECOND 6 WEEKS 11/12-12/21 | VRACKO,R. |
| >>>> | PATH | 682P | C | 12 | | | | ARR | - | | | | | | 3RD 4TH YR MED STUDNTS ENTRY CARDS HSB C514 | VRACKO,R. |
| >>>> | PATH | 682P | C | VAR | | | | ARR | - | | | | | | P-DIAG PATH CLKSH ENTRY CARDS HSB C514 FIRST 6 WEEKS 10/1-11/9 | MOTTET,N.K. |
| >>>> | PATH | 687P | B | VAR | | | | ARR | - | | | | | | CON, GRP RLTH, OTHER HOSPITAL SITES ENTRY CARDS HSB C514 SECOND 6 WEEKS 11/12-12/21 | MOTTET,N.K. |
| >>>> | PATH | 687P | C | VAR | | | | ARR | - | | | | | | CON, GRP RLTH, OTHER HOSPITAL SITES ENTRY CARDS HSB C514 | MOTTET,N.K. |

| | | | | | | | | | | |
|------|-----------|---|-----|-----|---|---|---|---|--|--|
| 6754 | OTOL 688P | D | 0 | ARR | - | 0 | 0 | FOURTH 4 WEEKS 12/24-1/18 | | |
| 6755 | OTOL 684P | A | 0 | ARR | - | 0 | 0 | P-OTOLARYN CLKSHIP FIRST 4 WEEKS 10/1-10/26 | CUMMINGS,C. MEYHULLER,E. DUCKERT,L. CUMMINGS,C. MEYHULLER,E. DUCKERT,L. | |
| 6756 | OTOL 684P | B | 0 | ARR | - | 0 | 0 | SECOND 4 WEEKS 10/27-11/23 | | |
| 6757 | OTOL 684P | C | 0 | ARR | - | 0 | 0 | THIRD 4 WEEKS 11/26-12/21 | REES,T. CUMMINGS,C. MEYHULLER,E. DUCKERT,L. REES,T. | |
| 6758 | OTOL 684P | D | 0 | ARR | - | 0 | 0 | FOURTH 4 WEEKS 12/24-1/18 | | |
| 6759 | OTOL 685P | A | 0 | ARR | - | 0 | 0 | P-OTOLARYN EXTERN FIRST 4 WEEKS 10/1-10/26 | RICHARDSON,M. CUMMINGS,C. | |
| 6760 | OTOL 685P | B | 0 | ARR | - | 0 | 0 | SECOND 4 WEEKS 10/27-11/23 | RICHARDSON,M. CUMMINGS,C. | |
| 6761 | OTOL 685P | C | 0 | ARR | - | 0 | 0 | THIRD 4 WEEKS 11/26-12/21 | RICHARDSON,M. CUMMINGS,C. | |
| 6762 | OTOL 685P | D | 0 | ARR | - | 0 | 0 | FOURTH 4 WEEKS 12/24-1/18 | | |
| 6763 | OTOL 686P | A | 12 | ARR | - | 0 | 0 | P-OTO MEDSURG ASPEC FIRST 6 WEEKS 10/1-11/9 | DUCKERT,L. CUMMINGS,C. MEYHULLER,E. | |
| 6764 | OTOL 686P | B | 12 | ARR | - | 0 | 0 | SECOND 6 WEEKS 11/12-12/21 | DUCKERT,L. CUMMINGS,C. MEYHULLER,E. | |
| 6765 | OTOL 687P | A | 0 | ARR | - | 0 | 0 | P-OTOLARYN CLKSHIP FIRST 4 WEEKS 10/1-10/26 | CUMMINGS,C. MILLEN,A. | |
| 6766 | OTOL 687P | B | 0 | ARR | - | 0 | 0 | SECOND 4 WEEKS 10/27-11/23 | CUMMINGS,C. MILLEN,A. | |
| 6767 | OTOL 687P | C | 0 | ARR | - | 0 | 0 | THIRD 4 WEEKS 11/26-12/21 | CUMMINGS,C. MILLEN,A. | |
| 6768 | OTOL 687P | D | 0 | ARR | - | 0 | 0 | FOURTH 4 WEEKS 12/24-1/18 | | |
| 6769 | OTOL 697P | A | VAR | ARR | - | 0 | 0 | P-OTOL SPEC ELEC FIRST 6 WEEKS 10/1-11/9 | CUMMINGS,C. | |
| 6770 | OTOL 697P | B | VAR | ARR | - | 0 | 0 | SECOND 6 WEEKS 11/12-12/21 | | |
| 6771 | OTOL 697P | C | VAR | ARR | - | 0 | 0 | | CUMMINGS,C. | |

PATHOLOGY

| | | | | | | | | | | |
|-------------------------------------|----------|---|-----|-----|-------|-----------|----------|---|---|--|
| * ENTRY CARDS AVAILABLE IN HSB C514 | | | | | | | | | | |
| * PERMISSION OBTAINED IN HSB C514 | | | | | | | | | | |
| >>>> | PATH 410 | A | 3 | > | M W F | 1130-1220 | HSB T435 | INTRO TO PATHOLOGY UNDERGRAD STUDENTS OBTAIN ENTRY CARDS ADVISOR PERM REQUIRED FOR OTHER THAN MED TECH PHYSIO THERAPY & PHARM STUDENTS | COHAN,M. HOLF,M. KOTTET,N.K. | |
| 6772 | PATH 498 | A | VAR | ARR | - | 0 | 0 | UNDERGRAD THESIS PERM BY INSTR | | |
| >>>> | PATH 499 | A | VAR | > | ARR | - | 0 | UNDERGRAD RESEARCH ENTRY CARDS HSB C514 | NEPOM KOTTET,N.K. MARTIN,G.H. MORWOOD,T. CHI,E. | |
| >>>> | PATH 501 | A | 3 | > | ARR | - | 0 | CELLULAR RESP INJ CR/HC ONLY ENTRY CARDS HSB E511 | BYERS NICH | |
| >>>> | PATH 504 | A | 3 | > | M W F | 830-920 | HSB T625 | CELLULOSE BIO & DIS ENTRY CARDS HSB E511 | BYERS | |
| >>>> | PATH 510 | A | VAR | > | ARR | - | 0 | ANATCL ANAL DISEASE ENTRY CARDS HSB C514 GRADUATE STUDENTS ONLY | KOTTET,N.K. | |

W = WRITING COURSE MEETING A & B REQUIREMENT H = HONORS * = PERMISSION SIGNATURE % = NEW COURSE (SEE FRONT OF THE SCHEDULE)
 >>> ENROLLMENT IN THIS SECTION IS LIMITED AND STUDENTS MUST OBTAIN ENTRY CARDS. THE SCHEDULE LINE NUMBER IS PRINTED ON THE ENTRY CARD AND MUST BE MARKED ON THE CP-SCAN REGISTRATION FORM. BOTH THE CP-SCAN FORM AND CARD MUST BE TURNED IN TO REGISTER.

| | | | | | | | | | |
|------|----------|---|-----|-----|---|---|---|--|---------------|
| 6804 | PATH 700 | A | VAR | ARR | - | 0 | 0 | MASTERS THESIS PERM BY INSTR | BYERS NICH |
| 6803 | PATH 800 | A | VAR | ARR | - | 0 | 0 | DOCTORAL DISSERTATN PERM BY INSTR GRAD ALL FACULTY AVAIL | |


PEDIATRICS

| | | | | | | | | | | |
|--------------------------------------|-----------|---|-----|-----|-----|---|---|--|---|--|
| * ENTRY CARDS AVAILABLE IN HSB RR314 | | | | | | | | | | |
| * PERMISSION OBTAINED IN HSB RR314 | | | | | | | | | | |
| 6804 | PEDS 498 | A | VAR | ARR | - | 0 | 0 | UNDERGRAD THESIS | ROBERTSON,M. | |
| >>>> | PEDS 499 | A | VAR | > | ARR | - | 0 | UNDERGRAD RESEARCH FIRST 4 WEEKS 10/1-10/26 | ROBERTSON,M. | |
| >>>> | PEDS 499 | B | VAR | > | ARR | - | 0 | SECOND 4 WEEKS 10/27-11/23 | ROBERTSON,M. | |
| >>>> | PEDS 499 | C | VAR | > | ARR | - | 0 | THIRD 4 WEEKS 11/26-12/21 | ROBERTSON,M. | |
| >>>> | PEDS 499 | D | VAR | > | ARR | - | 0 | FIRST 6 WEEKS 10/1-11/9 | ROBERTSON,M. | |
| >>>> | PEDS 499 | E | VAR | > | ARR | - | 0 | SECOND 6 WEEKS 11/12-12/21 | ROBERTSON,M. | |
| >>>> | PEDS 499 | F | VAR | > | ARR | - | 0 | ENTRY CARDS HSB RR314 10/1-12/21 12 WEEKS | ROBERTSON,M. | |
| 6811 | PEDS 501P | A | 1,5 | ARR | - | 0 | 0 | P-SURV HU GROZDEV PLUS ADDTL TIME * | BAKER,H. | |
| 6812 | PEDS 511P | A | VAR | ARR | - | 0 | 0 | P-PIONEER SO CLINIC | DEISHER,R.W. | |
| 6813 | PEDS 665P | A | 12 | H | ARR | - | 0 | P-H-PED GEN CLKSHIP FIRST 6 WEEKS 10/1-11/9 | NOVACK,A. SHURTLEFF,D. GANTHEROTH,M. MORWOOD,R. MURPHY,J. KANABORI,I. HOODSON,M.A. DCHS,N. SHEPARD,T. ROBERTSON,M. | |
| 6814 | PEDS 665P | B | 12 | H | ARR | - | 0 | SECOND 6 WEEKS 11/12-12/21 | NOVACK,A. SHURTLEFF,D. GANTHEROTH,M. MORWOOD,R. MURPHY,J. KANABORI,I. DCHS,N. HOODSON,M.A. SHEPARD,T. ROBERTSON,M. | |
| 6815 | PEDS 669P | A | 4 | H | ARR | - | 0 | P-H-MEDNAT PEDS CLK FIRST 2 WEEKS 10/1-10/12 | MURPHY,J. TRUDE,M. HOODSON,M.A. HOODRUM,D.E. | |
| 6816 | PEDS 669P | B | 4 | H | ARR | - | 0 | SECOND 2 WEEKS 10/15-10/26 | MURPHY,J. TRUDE,M. HOODSON,M.A. HOODRUM,D.E. | |
| 6817 | PEDS 669P | C | 4 | H | ARR | - | 0 | THIRD 2 WEEKS 10/29-11/9 | MURPHY,J. TRUDE,M. HOODSON,M.A. HOODRUM,D.E. | |
| 6818 | PEDS 669P | D | 4 | H | ARR | - | 0 | FOURTH 2 WEEKS 11/12-11/23 | MURPHY,J. TRUDE,M. HOODSON,M.A. HOODRUM,D.E. | |
| 6819 | PEDS 669P | E | 4 | H | ARR | - | 0 | FIFTH 2 WEEKS 11/26-12/7 | MURPHY,J. TRUDE,M. HOODSON,M.A. HOODRUM,D.E. | |
| 6820 | PEDS 669P | F | 4 | H | ARR | - | 0 | SIXTH 2 WEEKS 12/10-12/21 | MURPHY,J. TRUDE,M. HOODSON,M.A. | |
| 6821 | PEDS 669P | G | 4 | H | ARR | - | 0 | SEVENTH 2 WEEKS 12/24-1/4 | MURPHY,J. TRUDE,M. HOODSON,M.A. HOODRUM,D.E. | |
| 6822 | PEDS 669P | H | 0 | H | ARR | - | 0 | FIRST 4 WEEKS 10/1-10/26 | MURPHY,J. TRUDE,M. HOODSON,M.A. HOODRUM,D.E. | |
| 6823 | PEDS 669P | I | 0 | H | ARR | - | 0 | SECOND 4 WEEKS 10/27-11/23 | MURPHY,J. TRUDE,M. HOODSON,M.A. HOODRUM,D.E. | |

W = WRITING COURSE MEETING A & B REQUIREMENT H = HONORS * = PERMISSION SIGNATURE % = NEW COURSE (SEE FRONT OF THE SCHEDULE)
 >>> ENROLLMENT IN THIS SECTION IS LIMITED AND STUDENTS MUST OBTAIN ENTRY CARDS. THE SCHEDULE LINE NUMBER IS PRINTED ON THE ENTRY CARD AND MUST BE MARKED ON THE CP-SCAN REGISTRATION FORM. BOTH THE CP-SCAN FORM AND CARD MUST BE TURNED IN TO REGISTER.

November 1984

| sunday | monday | tuesday | wednesday | thursday | friday | saturday | | | | | | | | | | | | | | | | | | | | | | | | | | | | | | | | | | | | | | | | | | | | | | | | | | | | | | | | | | | | | | | | | | | | | | | | | | | | | | | | | | | | |
|---|--------|----------------|-----------|---------------------|--------|----------|---|---|---|---|---|---|---|--|---|---|---|----|----|----|----|----|----|----|----|----|----|----|----|----|----|----|----|----|----|----|----|----|----|--|--|--|--|---|---|---|---|---|---|---|--|--|--|--|--|--|---|---|---|---|---|---|---|---|---|----|----|----|----|----|----|----|----|----|----|----|----|----|----|----|----|----|----|----|----|--|--|---|---|---|
| <p>OCTOBER 1984</p> <table border="1"> <tr><td>S</td><td>M</td><td>T</td><td>W</td><td>T</td><td>F</td><td>S</td></tr> <tr><td>1</td><td>2</td><td>3</td><td>4</td><td>5</td><td>6</td><td></td></tr> <tr><td>7</td><td>8</td><td>9</td><td>10</td><td>11</td><td>12</td><td>13</td></tr> <tr><td>14</td><td>15</td><td>16</td><td>17</td><td>18</td><td>19</td><td>20</td></tr> <tr><td>21</td><td>22</td><td>23</td><td>24</td><td>25</td><td>26</td><td>27</td></tr> <tr><td>28</td><td>29</td><td>30</td><td>31</td><td></td><td></td><td></td></tr> </table> | S | M | T | W | T | F | S | 1 | 2 | 3 | 4 | 5 | 6 | | 7 | 8 | 9 | 10 | 11 | 12 | 13 | 14 | 15 | 16 | 17 | 18 | 19 | 20 | 21 | 22 | 23 | 24 | 25 | 26 | 27 | 28 | 29 | 30 | 31 | | | | <p>DECEMBER 1984</p> <table border="1"> <tr><td>S</td><td>M</td><td>T</td><td>W</td><td>T</td><td>F</td><td>S</td></tr> <tr><td></td><td></td><td></td><td></td><td></td><td></td><td>1</td></tr> <tr><td>2</td><td>3</td><td>4</td><td>5</td><td>6</td><td>7</td><td>8</td></tr> <tr><td>9</td><td>10</td><td>11</td><td>12</td><td>13</td><td>14</td><td>15</td></tr> <tr><td>16</td><td>17</td><td>18</td><td>19</td><td>20</td><td>21</td><td>22</td></tr> <tr><td>23</td><td>24</td><td>25</td><td>26</td><td>27</td><td>28</td><td>29</td></tr> </table> | S | M | T | W | T | F | S | | | | | | | 1 | 2 | 3 | 4 | 5 | 6 | 7 | 8 | 9 | 10 | 11 | 12 | 13 | 14 | 15 | 16 | 17 | 18 | 19 | 20 | 21 | 22 | 23 | 24 | 25 | 26 | 27 | 28 | 29 | | | 1 | 2 | 3 |
| S | M | T | W | T | F | S | | | | | | | | | | | | | | | | | | | | | | | | | | | | | | | | | | | | | | | | | | | | | | | | | | | | | | | | | | | | | | | | | | | | | | | | | | | | | | | | | | | | |
| 1 | 2 | 3 | 4 | 5 | 6 | | | | | | | | | | | | | | | | | | | | | | | | | | | | | | | | | | | | | | | | | | | | | | | | | | | | | | | | | | | | | | | | | | | | | | | | | | | | | | | | | | | | | |
| 7 | 8 | 9 | 10 | 11 | 12 | 13 | | | | | | | | | | | | | | | | | | | | | | | | | | | | | | | | | | | | | | | | | | | | | | | | | | | | | | | | | | | | | | | | | | | | | | | | | | | | | | | | | | | | |
| 14 | 15 | 16 | 17 | 18 | 19 | 20 | | | | | | | | | | | | | | | | | | | | | | | | | | | | | | | | | | | | | | | | | | | | | | | | | | | | | | | | | | | | | | | | | | | | | | | | | | | | | | | | | | | | |
| 21 | 22 | 23 | 24 | 25 | 26 | 27 | | | | | | | | | | | | | | | | | | | | | | | | | | | | | | | | | | | | | | | | | | | | | | | | | | | | | | | | | | | | | | | | | | | | | | | | | | | | | | | | | | | | |
| 28 | 29 | 30 | 31 | | | | | | | | | | | | | | | | | | | | | | | | | | | | | | | | | | | | | | | | | | | | | | | | | | | | | | | | | | | | | | | | | | | | | | | | | | | | | | | | | | | | | | | |
| S | M | T | W | T | F | S | | | | | | | | | | | | | | | | | | | | | | | | | | | | | | | | | | | | | | | | | | | | | | | | | | | | | | | | | | | | | | | | | | | | | | | | | | | | | | | | | | | | |
| | | | | | | 1 | | | | | | | | | | | | | | | | | | | | | | | | | | | | | | | | | | | | | | | | | | | | | | | | | | | | | | | | | | | | | | | | | | | | | | | | | | | | | | | | | | | | |
| 2 | 3 | 4 | 5 | 6 | 7 | 8 | | | | | | | | | | | | | | | | | | | | | | | | | | | | | | | | | | | | | | | | | | | | | | | | | | | | | | | | | | | | | | | | | | | | | | | | | | | | | | | | | | | | |
| 9 | 10 | 11 | 12 | 13 | 14 | 15 | | | | | | | | | | | | | | | | | | | | | | | | | | | | | | | | | | | | | | | | | | | | | | | | | | | | | | | | | | | | | | | | | | | | | | | | | | | | | | | | | | | | |
| 16 | 17 | 18 | 19 | 20 | 21 | 22 | | | | | | | | | | | | | | | | | | | | | | | | | | | | | | | | | | | | | | | | | | | | | | | | | | | | | | | | | | | | | | | | | | | | | | | | | | | | | | | | | | | | |
| 23 | 24 | 25 | 26 | 27 | 28 | 29 | | | | | | | | | | | | | | | | | | | | | | | | | | | | | | | | | | | | | | | | | | | | | | | | | | | | | | | | | | | | | | | | | | | | | | | | | | | | | | | | | | | | |
| 4 | 5 | ELECTION DAY 6 | 7 | 8 | 9 | 10 | | | | | | | | | | | | | | | | | | | | | | | | | | | | | | | | | | | | | | | | | | | | | | | | | | | | | | | | | | | | | | | | | | | | | | | | | | | | | | | | | | | | |
| VETERANS DAY 11 | 12 | 13 | 14 | 15 | 16 | 17 | | | | | | | | | | | | | | | | | | | | | | | | | | | | | | | | | | | | | | | | | | | | | | | | | | | | | | | | | | | | | | | | | | | | | | | | | | | | | | | | | | | | |
| 18 | 19 | 20 | 21 | THANKSGIVING DAY 22 | 23 | 24 | | | | | | | | | | | | | | | | | | | | | | | | | | | | | | | | | | | | | | | | | | | | | | | | | | | | | | | | | | | | | | | | | | | | | | | | | | | | | | | | | | | | |
| 25 | 26 | 27 | 28 | 29 | 30 | | | | | | | | | | | | | | | | | | | | | | | | | | | | | | | | | | | | | | | | | | | | | | | | | | | | | | | | | | | | | | | | | | | | | | | | | | | | | | | | | | | | | |



Emergency and Frequently Called Telephone Numbers

Emergency Numbers

| <u>DEPARTMENT</u> | <u>PHONE NUMBER</u> |
|--|---------------------|
| POLICE, FIRE, AND MEDICAL EMERGENCY (FROM CAMPUS PHONES) | |
| UNIVERSITY OF WASHINGTON | 222 |
| UNIVERSITY HOSPITAL (HOSPITAL PHONES ONLY) | 244 |
| HARBORVIEW MEDICAL CENTER | 223-3300 |
| SEATTLE (OFF-CAMPUS EMERGENCIES ONLY) | 9-911 |

Frequently Called Numbers

| <u>DEPARTMENT</u> | <u>PHONE NUMBER</u> | <u>DEPARTMENT</u> | <u>PHONE NUMBER</u> |
|--------------------------------|---------------------|---|---------------------|
| MAIN CAMPUS OPERATOR | 543-2100 | LIBRARY-ODEGAARD | 543-1947 |
| ADMISSIONS | 543-9686 | LIBRARY-SUZZALLO (INFORMATION/REFERENCE) | 543-0242 |
| ARTS & SCIENCES ADVISING | 543-2550 | REGISTRAR (INFORMATION) | 543-5920 |
| FINANCIAL AID | 543-6101 | STUDENT AFFAIRS | 543-4972 |
| HOUSING | 543-4059 | SUMMER QUARTER | 543-2320 |
| | | UNIVERSITY BOOKSTORE | 634-3400 |

| | | | | | | | | | |
|------|-------------|----|---|-----|---|---|---|--|---|
| 6865 | PEDS 680P C | 24 | H | ARR | - | • | • | 12 WEEKS 10/1-12/21 | ROBERTSON, W. |
| 6866 | PEDS 681P A | 8 | H | ARR | - | • | • | P-H-PED GENETICS FIRST 4 WEEKS 10/1-10/26 | PAGON, R. SYBERT, V. SCOTT, C.R. |
| 6869 | PEDS 681P B | 8 | H | ARR | - | • | • | SECOND 4 WEEKS 10/29-11/23 | PAGON, R. SYBERT, V. SCOTT, C.R. |
| 6866 | PEDS 681P C | 8 | H | ARR | - | • | • | THIRD 4 WEEKS 11/26-12/21 | PAGON, R. SYBERT, V. SCOTT, C.R. |
| 6867 | PEDS 681P D | 8 | H | ARR | - | • | • | FOURTH 4 WEEKS 12/24-1/18 | PAGON, R. SYBERT, V. SCOTT, C.R. |
| 6868 | PEDS 681P E | 12 | H | ARR | - | • | • | FIRST 6 WEEKS 10/1-11/9 | PAGON, R. SYBERT, V. SCOTT, C.R. |
| 6869 | PEDS 681P F | 12 | H | ARR | - | • | • | SECOND 6 WEEKS 11/12-12/21 | PAGON, R. SYBERT, V. SCOTT, C.R. |
| 6870 | PEDS 681P G | 24 | H | ARR | - | • | • | 12 WEEKS 10/1-12/21 | PAGON, R. SYBERT, V. SCOTT, C.R. |
| 6871 | PEDS 682P A | 8 | H | ARR | - | • | • | P-H-CONGEN DEFECTS FIRST 4 WEEKS 10/1-10/26 | HAYDEN, P. MC LAUGHLIN CLARREN, S. SHURTLEFF, D. |
| 6872 | PEDS 682P B | 8 | H | ARR | - | • | • | SECOND 4 WEEKS 10/29-11/23 | HAYDEN, P. MC LAUGHLIN CLARREN, S. SHURTLEFF, D. |
| 6873 | PEDS 682P C | 8 | H | ARR | - | • | • | THIRD 4 WEEKS 11/26-12/21 | HAYDEN, P. MC LAUGHLIN CLARREN, S. SHURTLEFF, D. |
| 6874 | PEDS 682P D | 12 | H | ARR | - | • | • | FOURTH 4 WEEKS 12/24-1/18 | HAYDEN, P. MC LAUGHLIN CLARREN, S. SHURTLEFF, D. |
| 6875 | PEDS 682P E | 12 | H | ARR | - | • | • | FIRST 6 WEEKS 10/1-11/9 | HAYDEN, P. MC LAUGHLIN CLARREN, S. SHURTLEFF, D. |
| 6876 | PEDS 682P F | 12 | H | ARR | - | • | • | SECOND 6 WEEKS 11/12-12/21 | HAYDEN, P. MC LAUGHLIN CLARREN, S. SHURTLEFF, D. |
| 6877 | PEDS 682P G | 24 | H | ARR | - | • | • | 12 WEEKS 10/1-12/21 | HAYDEN, P. MC LAUGHLIN CLARREN, S. SHURTLEFF, D. |
| 6878 | PEDS 684P A | 8 | H | ARR | - | • | • | P-H-PED PULMORY MED FIRST 4 WEEKS 10/1-10/26 | REDDING, G. |
| 6879 | PEDS 684P B | 8 | H | ARR | - | • | • | SECOND 4 WEEKS 10/29-11/23 | REDDING, G. |
| 6880 | PEDS 684P C | 8 | H | ARR | - | • | • | THIRD 4 WEEKS 11/26-12/21 | REDDING, G. |
| 6881 | PEDS 684P D | 4 | H | ARR | - | • | • | 4TH 4 WEEKS 12/24-1/18 | REDDING, G. |
| 6882 | PEDS 685P A | 4 | H | ARR | - | • | • | P-H-PED NEUROCOL FIRST 2 WEEKS 10/1-10/12 | CHARD, R.L. HARTMANN, J.R. BLEYER, W.A. |
| 6883 | PEDS 685P D | 4 | H | ARR | - | • | • | SECOND 2 WEEKS 10/15-10/26 | CHARD, R.L. HARTMANN, J.R. BLEYER, W.A. |
| 6884 | PEDS 685P C | 4 | H | ARR | - | • | • | THIRD 2 WEEKS 10/29-11/9 | CHARD, R.L. HARTMANN, J.R. BLEYER, W.A. |
| 6885 | PEDS 685P D | 4 | H | ARR | - | • | • | FOURTH 2 WEEKS 11/12-11/23 | CHARD, R.L. HARTMANN, J.R. BLEYER, W.A. |
| 6886 | PEDS 685P E | 4 | H | ARR | - | • | • | FIFTH 2 WEEKS 11/26-12/7 | CHARD, R.L. HARTMANN, J.R. BLEYER, W.A. |
| 6887 | PEDS 685P F | 4 | H | ARR | - | • | • | SIXTH 2 WEEKS 12/10-12/21 | CHARD, R.L. HARTMANN, J.R. BLEYER, W.A. |
| 6888 | PEDS 685P G | 4 | H | ARR | - | • | • | SEVENTH 2 WEEKS 12/24-1/4 | CHARD, R.L. HARTMANN, J.R. BLEYER, W.A. |
| 6889 | PEDS 685P H | 8 | H | ARR | - | • | • | FIRST 4 WEEKS 10/1-10/26 | CHARD, R.L. HARTMANN, J.R. BLEYER, W.A. |
| 6890 | PEDS 685P I | 8 | H | ARR | - | • | • | SECOND 4 WEEKS 10/29-11/23 | CHARD, R.L. HARTMANN, J.R. BLEYER, W.A. |
| 6891 | PEDS 685P J | 8 | H | ARR | - | • | • | THIRD 4 WEEKS 11/26-12/21 | CHARD, R.L. HARTMANN, J.R. BLEYER, W.A. |
| 6892 | PEDS 685P K | 8 | H | ARR | - | • | • | FOURTH 4 WEEKS 12/24-1/18 | CHARD, R.L. HARTMANN, J.R. BLEYER, W.A. |
| 6893 | PEDS 685P L | 12 | H | ARR | - | • | • | FIRST 6 WEEKS 10/1-11/9 | CHARD, R.L. HARTMANN, J.R. BLEYER, W.A. |
| 6894 | PEDS 685P M | 12 | H | ARR | - | • | • | SECOND 6 WEEKS 11/12-12/21 | CHARD, R.L. HARTMANN, J.R. BLEYER, W.A. |
| 6895 | PEDS 685P N | 24 | H | ARR | - | • | • | 12 WEEKS 10/1-12/21 | CHARD, R.L. HARTMANN, J.R. BLEYER, W.A. |

| | | | | | | | | | |
|-------------------------------------|-----------------|-----|---|-----|---|---|---|--|---------------|
| 6926 | PEDS 691P A | 12 | H | ARR | - | • | • | P-H-ADV PED CLKSHIP FIRST 6 WEEKS 10/1-10/26 | ROBERTSON, W. |
| 6927 | PEDS 691P B | 12 | H | ARR | - | • | • | HADIGAN SITE/CMHC SECOND 6 WEEKS 10/29-11/23 | ROBERTSON, W. |
| 6930 | PEDS 691P C | 24 | H | ARR | - | • | • | 12 WEEKS 10/1-12/21 | ROBERTSON, W. |
| 6931 | PEDS 697P A | VAR | H | ARR | - | • | • | P-PED SPEC ELEC FIRST 6 WEEKS 10/1-11/9 | ROBERTSON, W. |
| 6932 | PEDS 697P B | VAR | H | ARR | - | • | • | SECOND 6 WEEKS 11/12-12/21 | ROBERTSON, W. |
| 6933 | PEDS 697P C | VAR | H | ARR | - | • | • | 12 WEEKS | ROBERTSON, W. |
| PHARMACOLOGY | | | | | | | | | |
| • ENTRY CARDS AVAILABLE IN HSB E401 | | | | | | | | | |
| 6934 | PHCOL 401 A | 3/4 | | | | | | | |
| 6935 | PHCOL 401 AA CD | | | | | | | | |
| 6936 | PHCOL 434 A | 4 | | | | | | | |
| >>>> | PHCOL 498 A | VAR | | | | | | | |
| >>>> | PHCOL 499 A | VAR | | | | | | | |
| 6939 | PHCOL 507 A | 1 | | | | | | | |
| 6940 | PHCOL 511 A | 4 | | | | | | | |
| 6941 | PHCOL 514 A | 1 | | | | | | | |
| 6942 | PHCOL 515 A | 3 | | | | | | | |
| 6943 | PHCOL 515 AM LD | | | | | | | | |
| 6944 | PHCOL 519 A | 4 | | | | | | | |
| 6945 | PHCOL 530 A | 2 | | | | | | | |
| 6946 | PHCOL 550 A | 1 | | | | | | | |
| 6947 | PHCOL 600 A | VAR | | | | | | | |
| >>>> | PHCOL 697P A | VAR | | | | | | | |
| >>>> | PHCOL 697P B | VAR | | | | | | | |
| >>>> | PHCOL 697P C | VAR | | | | | | | |
| 6951 | PHCOL 700 A | VAR | | | | | | | |
| 6952 | PHCOL 800 A | VAR | | | | | | | |
| PHYSIOLOGY AND BIOPHYSICS | | | | | | | | | |
| >>>> | P BID 405 A | 3 | | | | | | | |
| >>>> | P BID 405 AA CD | | | | | | | | |
| 7035 | P BID 424 A | 5 | | | | | | | |
| >>>> | P BID 498 A | VAR | | | | | | | |

W = WRITING COURSE MEETING A & B REQUIREMENT H = HONORS # = PERMISSION SIGNATURE % = NEW COURSE (SEE FRONT OF THE SCHEDULE)
 >>> ENROLLMENT IN THIS SECTION IS LIMITED, AND STUDENTS MUST OBTAIN ENTRY CARDS. THE SCHEDULE LINE NUMBER IS PRINTED ON THE ENTRY CARD AND MUST BE MARKED ON THE OP-SCAN REGISTRATION FORM. BOTH THE OP-SCAN FORM AND CARD MUST BE TURNED IN TO REGISTER.

W = WRITING COURSE MEETING A & B REQUIREMENT H = HONORS # = PERMISSION SIGNATURE % = NEW COURSE (SEE FRONT OF THE SCHEDULE)
 >>> ENROLLMENT IN THIS SECTION IS LIMITED, AND STUDENTS MUST OBTAIN ENTRY CARDS. THE SCHEDULE LINE NUMBER IS PRINTED ON THE ENTRY CARD AND MUST BE MARKED ON THE OP-SCAN REGISTRATION FORM. BOTH THE OP-SCAN FORM AND CARD MUST BE TURNED IN TO REGISTER.

SCHOOL OF MEDICINE

| Sched. Line No. | DEPARTMENT | COURSE | SECTION | CREDITS | WH | R | I | P | N | W | TIME | | LOCATION | TITLE AND REMARKS | INSTRUCTOR |
|-----------------|------------|--------|---------|---------|----|---|---|---|---|---|------|------|----------|-------------------|------------|
| | | | | | | | | | | | Day | Hour | | | |

| | | | | | | | | | | | | | | | |
|---|-------|-----|-------|-----|----|-------|---|---|---|--|--|--|-----------|---|-----------------------|
| >>>> | P 810 | 499 | A | VAR | > | ARR | - | * | * | | | | | UNDERGRAD RESEARCH ENTRY CARDS HSB 6412 | |
| >>>> | P 810 | 503 | A | 4 | > | T | | | | | | | | PHYSIOL SYSTEMS ENTRY CARDS HSB 6412 | FETZ |
| >>>> | P 810 | 503 | AM LB | | > | MTWTF | | | | | | | | ENTRY CARDS HSB 6412 | FETZ |
| 7040 | P 810 | 509 | A | 3 | | N H F | | | | | | | UMH B1404 | H-CI,RENAL PHYSIOL | STIRLING,C.E HILLE,B. |
| >>>> | P 810 | 510 | A | 4 | > | M M F | | | | | | | MSB T531 | NERVE-MUSCLE PHYSIO ENTRY CARDS HSB 6412 | GORDON,A. |
| >>>> | P 810 | 510 | AL CO | | > | M M F | | | | | | | MSB T531 | ENTRY CARDS HSB H007 | GORDON,A. |
| >>>> | P 810 | 510 | AM CO | | > | T | | | | | | | MSB T531A | ENTRY CARDS HSB G412 FOR PHARMACOLOGY STONT | GORDON,A. |
| >>>> | P 810 | 520 | A | VAR | > | ARR | - | * | * | | | | | PHYSIOLOGY SEMINAR ENTRY CARDS HSB G412 | |
| >>>> | P 810 | 521 | A | VAR | > | ARR | - | * | * | | | | | BIOPHYSICS SEMINAR - ENTRY CARDS HSB G412 | |
| >>>> | P 810 | 522 | A | 1-3 | > | ARR | - | * | * | | | | | SEL TOPICS RES PHYS ENTRY CARDS HSB G412 | HILDEBRANDT |
| >>>> | P 810 | 525 | A | VAR | > | ARR | - | * | * | | | | | RDGS ADV PHYS & BID ENTRY CARDS HSB G412 | |
| 7048 | P 810 | 594 | A | 2 | | T | | | | | | | MSB G424 | NEUROLOGCL STDY UNIT CR/NC ONLY | CRILL,W.E. |
| >>>> | P 810 | 606 | A | VAR | > | ARR | - | * | * | | | | | ALT WEEKS | |
| >>>> | P 810 | 700 | A | VAR | > | ARR | - | * | * | | | | | INDEPNENT STDY/RSCH ENTRY CARDS HSB G412 | |
| >>>> | P 810 | 806 | A | VAR | > | ARR | - | * | * | | | | | MASTERS THESIS ENTRY CARDS HSB G412 | |
| >>>> | P 810 | 806 | A | VAR | > | ARR | - | * | * | | | | | DOCTORAL DISSERTATN ENTRY CARDS HSB G412 | |
| PSYCHIATRY AND BEHAVIORAL SCIENCES | | | | | | | | | | | | | | | |
| >>>> | PBSCI | 452 | A | 2/3 | > | M M | | | | | | | UMH B1002 | CLINICAL PSYCHIATRY ENTRY CARDS CHS 221 | GENTRY |
| >>>> | PBSCI | 498 | A | VAR | H> | ARR | - | * | * | | | | | H-UNDERGRAD THESIS ENTRY CARDS UMH BB1661 | |
| >>>> | PBSCI | 498 | B | VAR | H> | ARR | - | * | * | | | | | FIRST 4 WEEKS 9/26-10/21 | |
| >>>> | PBSCI | 498 | C | VAR | H> | ARR | - | * | * | | | | | ENTRY CARDS UMH BB1661 | |
| >>>> | PBSCI | 498 | D | VAR | H> | ARR | - | * | * | | | | | THIRD 4 WEEKS 11/21-12/16 | |
| >>>> | PBSCI | 498 | E | VAR | H> | ARR | - | * | * | | | | | ENTRY CARDS UMH BB1661 | |
| >>>> | PBSCI | 498 | F | VAR | H> | ARR | - | * | * | | | | | FIRST 6 WEEKS 9/26-11/4 | |
| >>>> | PBSCI | 498 | E | VAR | H> | ARR | - | * | * | | | | | ENTRY CARDS UMH BB1661 | |
| >>>> | PBSCI | 498 | F | VAR | H> | ARR | - | * | * | | | | | SECOND 6 WEEKS 11/7-12/16 | |
| >>>> | PBSCI | 498 | F | VAR | H> | ARR | - | * | * | | | | | ENTRY CARDS UMH BB1661 | |
| >>>> | PBSCI | 499 | A | VAR | H> | ARR | - | * | * | | | | | TWELVE WEEKS 9/26-12/16 | |
| >>>> | PBSCI | 499 | A | VAR | H> | ARR | - | * | * | | | | | H-UNDERGRD RESEARCH ENTRY CARDS UMH BB1661 | |
| >>>> | PBSCI | 499 | B | VAR | H> | ARR | - | * | * | | | | | FIRST 4 WEEKS 9/26-10/21 | |
| >>>> | PBSCI | 499 | D | VAR | H> | ARR | - | * | * | | | | | ENTRY CARDS UMH BB1661 | |
| >>>> | PBSCI | 499 | C | VAR | H> | ARR | - | * | * | | | | | SECOND 4 WEEKS 10/24-11/18 | |
| >>>> | PBSCI | 499 | D | VAR | H> | ARR | - | * | * | | | | | ENTRY CARDS UMH BB1661 | |
| >>>> | PBSCI | 499 | E | VAR | H> | ARR | - | * | * | | | | | THIRD 4 WEEKS 11/21-12/16 | |
| >>>> | PBSCI | 499 | E | VAR | H> | ARR | - | * | * | | | | | ENTRY CARDS UMH BB1661 | |
| >>>> | PBSCI | 499 | E | VAR | H> | ARR | - | * | * | | | | | FIRST 6 WEEKS 9/26-11/4 | |
| >>>> | PBSCI | 499 | E | VAR | H> | ARR | - | * | * | | | | | ENTRY CARDS UMH BB1661 | |
| >>>> | PBSCI | 499 | E | VAR | H> | ARR | - | * | * | | | | | SECOND 6 WEEKS 11/7-12/16 | |

| Sched. Line No. | DEPARTMENT | COURSE | SECTION | CREDITS | WH | R | I | P | N | W | TIME | | LOCATION | TITLE AND REMARKS | INSTRUCTOR |
|-----------------|------------|--------|---------|---------|----|---|---|---|---|---|------|------|----------|-------------------|------------|
| | | | | | | | | | | | Day | Hour | | | |

| | | | | | | | | | | | | | | | |
|------|-------|------|---|-----|--|---|-------|---|---|---|--|--|--|--|--------------------|
| 7096 | PBSCI | 673P | D | 4 | | H | ARR | - | * | * | | | | FOURTH 2 WEEKS 11/12-11/23 | BRINKLEY |
| 7097 | PBSCI | 673P | E | 4 | | H | ARR | - | * | * | | | | FIFTH 2 WEEKS 11/26-12/7 | BRINKLEY |
| 7098 | PBSCI | 673P | F | 4 | | H | ARR | - | * | * | | | | SIXTH 2 WEEKS 12/10-12/21 | BRINKLEY |
| 7099 | PBSCI | 673P | G | 4 | | H | ARR | - | * | * | | | | SEVENTH 2 WEEKS 12/24-1/4 | BRINKLEY |
| 7100 | PBSCI | 673P | H | 8 | | H | ARR | - | * | * | | | | FIRST WEEKS 10/1-10/26 | BRINKLEY |
| 7101 | PBSCI | 673P | I | 8 | | H | ARR | - | * | * | | | | SECOND 4 WEEKS 10/29-11/23 | BRINKLEY |
| 7102 | PBSCI | 673P | J | 12 | | H | ARR | - | * | * | | | | THIRD 4 WEEKS 11/26-12/21 | BRINKLEY |
| 7103 | PBSCI | 673P | K | 12 | | H | ARR | - | * | * | | | | FOURTH 4 WEEKS 12/24-1/18 | BRINKLEY |
| 7104 | PBSCI | 673P | L | 12 | | H | ARR | - | * | * | | | | FIRST 6 WEEKS 10/1-11/9 | |
| 7105 | PBSCI | 673P | M | 12 | | H | ARR | - | * | * | | | | SECOND 6 WEEKS 11/12-12/21 | BRINKLEY |
| 7106 | PBSCI | 673P | N | VAR | | H | ARR | - | * | * | | | | TWELVE WEEKS 10/1-12/21 | BRINKLEY |
| 7107 | PBSCI | 675P | A | 8 | | H | ARR | - | * | * | | | | P-CONS-LIASION AHLK FIRST 4 WEEKS 10/1-10/26 | AHDEL,C. HARRIS |
| 7108 | PBSCI | 675P | B | 8 | | H | ARR | - | * | * | | | | SECOND 4 WEEKS 10/29-11/23 | AHDEL HARRIS |
| 7109 | PBSCI | 675P | C | 8 | | H | ARR | - | * | * | | | | THIRD 4 WEEKS 11/26-12/21 | AHDEL HARRIS |
| 7110 | PBSCI | 675P | D | 12 | | H | ARR | - | * | * | | | | FOURTH 4 WEEKS 12/24-1/18 | AHDEL HARRIS |
| 7111 | PBSCI | 675P | E | 12 | | H | ARR | - | * | * | | | | FIRST 6 WEEKS 10/1-11/9 | AHDEL HARRIS |
| 7112 | PBSCI | 675P | F | 8 | | H | ARR | - | * | * | | | | SECOND 6 WEEKS 11/12-12/21 | AHDEL HARRIS |
| 7113 | PBSCI | 676P | A | 8 | | H | ARR | - | * | * | | | | P-H-IMPT CLR PSY AM FIRST 4 WEEK 10/1-10/26 | CHEAM,C. VERHEY,J. |
| 7114 | PBSCI | 676P | B | 8 | | H | ARR | - | * | * | | | | SECOND 4 WEEKS 10/29-11/23 | CHEAM VERHEY |
| 7115 | PBSCI | 676P | C | 8 | | H | ARR | - | * | * | | | | THIRD 4 WEEKS 11/26-12/21 | CHEAM VERHEY |
| 7116 | PBSCI | 676P | D | 8 | | H | ARR | - | * | * | | | | FOURTH 4 WEEKS 12/24-1/18 | CHEAM VERHEY |
| 7117 | PBSCI | 676P | E | 12 | | H | ARR | - | * | * | | | | SECOND 6 WEEKS 10/1-11/9 | CHEAM VERHEY |
| 7118 | PBSCI | 676P | F | 12 | | H | ARR | - | * | * | | | | SECOND 6 WEEKS 11/12-12/21 | CHEAM VERHEY |
| 7119 | PBSCI | 677P | A | 8 | | H | ARR | - | * | * | | | | P-H-CLK AL/DC TR AM FIRST 4 WEEKS 10/1-10/26 | HOWARD,R. STUEN |
| 7120 | PBSCI | 677P | B | 8 | | H | ARR | - | * | * | | | | SECOND 4 WEEKS 10/29-11/23 | STUEN |
| 7121 | PBSCI | 677P | C | 8 | | H | ARR | - | * | * | | | | THIRD 4 WEEKS 11/26-12/21 | HOWARD STUEN |
| 7122 | PBSCI | 677P | D | 8 | | H | ARR | - | * | * | | | | FOURTH 4 WEEKS 12/24-1/18 | HOWARD STUEN |
| 7123 | PBSCI | 677P | E | 12 | | H | ARR | - | * | * | | | | FIRST 6 WEEKS 10/1-11/9 | HOWARD STUEN |
| 7124 | PBSCI | 677P | F | 12 | | H | ARR | - | * | * | | | | SECOND 6 WEEKS 11/12-12/21 | HOWARD STUEN |
| 7125 | PBSCI | 680P | A | 8 | | | ARR | - | * | * | | | | P-EMERGENCY PSYCHI FIRST 4 WEEKS 10/1-10/26 | DAGADAKIS,C. |
| 7126 | PBSCI | 680P | B | 8 | | H | ARR | - | * | * | | | | SECOND 4 WEEKS 10/29-11/23 | DAGADAKIS,C. |
| 7127 | PBSCI | 680P | C | 8 | | H | ARR | - | * | * | | | | THIRD 4 WEEKS 11/26-12/21 | DAGADAKIS,C. |
| 7128 | PBSCI | 680P | D | 8 | | H | ARR | - | * | * | | | | FOURTH 4 WEEKS 12/24-1/18 | DAGADAKIS,C. |
| 7129 | PBSCI | 680P | E | 12 | | H | ARR | - | * | * | | | | FIRST 6 WEEKS 10/1-11/9 | DAGADAKIS,C. |
| 7130 | PBSCI | 680P | F | 12 | | H | MTWTF | | | | | | | SECOND 6 WEEKS 11/12-12/21 | DAGADAKIS,C. |
| 7131 | PBSCI | 685P | A | 4 | | | ARR | - | * | * | | | | P-GERITRIC PSYCH FIRST 2 WEEKS 10/1-10/12 | REIFLER |
| 7132 | PBSCI | 685P | B | 4 | | | ARR | - | * | * | | | | SECOND 2 WEEKS 10/15-10/26 | REIFLER |
| 7133 | PBSCI | 685P | C | 4 | | | ARR | - | * | * | | | | THIRD 2 WEEKS 10/29-11/9 | REIFLER |

801

| | | | | | | | | | | |
|------|------------|---|-----|-----|-----------|-----------|-----------|---|--|---|
| >>>> | PBSCI 499 | F | VAR | HD | ARR | - | • | • | ENTRY CARDS UMH 081661 TWELVE WEEKS 9/20-12/16 | |
| 7065 | PBSCI 535P | A | 2 | T | 730-900 P | • | • | P-N-BASIC PSYCHANL GRAD STUDENTS PSYCHOLOGY INTERNS MED STUDENTS 4035 E MADISON | SCHIMMILBUSH | |
| >>>> | PBSCI 540P | A | VAR | > | ARR | - | • | • | P-PHYSIDL OF ENOTJ ENTRY CARDS UMH 081567 | HOLMES,T.H. |
| 7067 | PBSCI 547P | A | 2 | ARR | - | • | • | P-FAMILIES & GROUPS MHC 2 MENTAL HEALTH | VERHULST | |
| 7068 | PBSCI 548P | A | 2 | ARR | - | • | • | P-AGING ADLT DEVT | PRESTON | |
| 7069 | PBSCI 557 | A | 2 | M | 800-1000 | UMH 81502 | | DEH MED | CARR,J. | |
| 7070 | PBSCI 558P | A | 2 | ARR | - | • | • | P-PSYCHO-SEC GRDINT | LANDESMAN-DW | |
| >>>> | PBSCI 591P | A | VAR | HD | ARR | - | • | • | P-H-SMNR IN PSYCHTY ENTRY CARDS UMH 081661 | |
| >>>> | PBSCI 592P | A | VAR | > | TH | 1230-130 | UMH 81502 | P-BEHAV SCI STDY ENTRY CARDS UMH 081567 MEDICAL & GRAD STUDENTS | HEIMAN,J. | |
| 7073 | PBSCI 664P | A | 12 | H | ARR | - | • | • | P-H-HCMHC AMULATRY FIRST 6 WEEKS 10/1-11/9 | BRINKLEY,J. |
| 7074 | PBSCI 664P | B | 12 | H | ARR | - | • | • | FULL TIME SECOND 6 WEEKS 11/12-12/21 | BRINKLEY,J. |
| 7075 | PBSCI 664P | C | 12 | H | ARR | - | • | • | FULL TIME TWELVE WEEKS PART TIME 10/1-12/21 | BRINKLEY,J. |
| 7076 | PBSCI 665P | A | 12 | H | ARR | - | • | • | P-M-CLIN CLERKSHIPS FIRST 6 WEEKS 10/1-11/9 | BACKUS,F. LOEBEL,J.P. RIES,R. AVERY,D. SCHER,M. HUNT,D. BRINKLEY,J. MASON,J. LOEBEL,J.P. RIES,R. SCHER,M. HUNT,D. BRINKLEY,J. MASON,J. |
| 7077 | PBSCI 665P | B | 12 | H | ARR | - | • | • | SECOND 6 WEEKS 11/12-12/21 | |
| 7078 | PBSCI 666P | A | 12 | ARR | - | • | • | P-WAMI PBSCI CLKSHP FIRST 6 WEEKS 10/1-11/9 | WDMACK,M. WREGGIT,J. | |
| 7079 | PBSCI 666P | B | 12 | ARR | - | • | • | SECOND 6 WEEKS 11/12-12/21 | WDMACK,M. WREGGIT,J. | |
| 7080 | PBSCI 670P | A | 4 | H | ARR | - | • | • | P-M-CONS-LIASON PSY FIRST 2 WEEKS 10/1-10/12 | |
| 7081 | PBSCI 670P | B | 4 | H | ARR | - | • | • | SECOND 2 WEEKS 10/15-10/26 | |
| 7082 | PBSCI 670P | C | 4 | H | ARR | - | • | • | THIRD 2 WEEKS 10/29-11/9 | |
| 7083 | PBSCI 670P | D | 4 | H | ARR | - | • | • | FOURTH 2 WEEKS 11/12-11/23 | |
| 7084 | PBSCI 670P | E | 4 | H | ARR | - | • | • | FIFTH 2 WEEKS 11/26-12/7 | |
| 7085 | PBSCI 670P | F | 4 | H | ARR | - | • | • | SIXTH 2 WEEKS 12/10-12/21 | |
| 7086 | PBSCI 670P | G | 4 | H | ARR | - | • | • | SEVENTH 2 WEEKS 12/24-1/4 | KATON,M. |
| 7087 | PBSCI 670P | H | 8 | H | ARR | - | • | • | FIRST 4 WEEKS 10/1-10/26 | KATON,M. |
| 7088 | PBSCI 670P | I | 8 | H | ARR | - | • | • | SECOND 4 WEEKS 10/29-11/23 | KATON,M. |
| 7089 | PBSCI 670P | J | 8 | H | ARR | - | • | • | THIRD 4 WEEKS 11/26-12/21 | KATON,M. |
| 7090 | PBSCI 670P | K | 8 | H | ARR | - | • | • | FOURTH 4 WEEKS 12/24-1/18 | KATON,M. |
| 7091 | PBSCI 670P | L | 12 | H | ARR | - | • | • | FIRST 6 WEEKS 10/1-11/9 | |
| 7092 | PBSCI 670P | M | 12 | H | ARR | - | • | • | SECOND 6 WEEKS 11/12-12/21 | |
| 7093 | PBSCI 673P | A | 4 | H | ARR | - | • | • | P-H-OUTPATIENT PSYC FIRST 2 WEEKS 10/1-10/12 | BRINKLEY |
| 7094 | PBSCI 673P | B | 4 | H | ARR | - | • | • | SECOND 2 WEEKS 10/15-10/26 | BRINKLEY |
| 7095 | PBSCI 673P | C | 4 | H | ARR | - | • | • | THIRD 2 WEEKS 10/29-11/9 | BRINKLEY |

W - WRITING COURSE MEETING A & B REQUIREMENT H - HONORS • - PERMISSION SIGNATURE % - NEW COURSE (SEE FRONT OF THE SCHEDULE)
 >>> ENROLLMENT IN THIS SECTION IS LIMITED, AND STUDENTS MUST OBTAIN ENTRY CARDS. THE SCHEDULE LINE NUMBER IS PRINTED ON THE ENTRY CARD AND MUST BE MARKED ON THE OP-SCAN REGISTRATION FORM. BOTH THE OP-SCAN FORM AND CARD MUST BE TURNED IN TO REGISTER.

| | | | | | | | | | | |
|------|------------|---|-----|-----|-----|---|---|-------------------------------|--|---------|
| 7134 | PBSCI 685P | D | 4 | ARR | - | • | • | FOURTH 2 WEEKS 11/12-11/23 | REIFLER | |
| 7135 | PBSCI 685P | E | 4 | ARR | - | • | • | FIFTH 2 WEEKS 11/26-12/7 | REIFLER | |
| 7136 | PBSCI 685P | F | 4 | ARR | - | • | • | SIXTH 2 WEEKS 12/10-12/21 | REIFLER | |
| 7137 | PBSCI 685P | G | 4 | ARR | - | • | • | SEVENTH 2 WEEKS 12/24-1/4 | REIFLER | |
| 7138 | PBSCI 685P | H | 8 | ARR | - | • | • | FIRST 4 WEEKS 10/1-10/26 | REIFLER | |
| 7139 | PBSCI 685P | I | 8 | ARR | - | • | • | SECOND 4 WEEKS 10/29-11/23 | REIFLER | |
| 7140 | PBSCI 685P | J | 8 | ARR | - | • | • | THIRD 4 WEEKS 11/26-12/21 | REIFLER | |
| 7141 | PBSCI 685P | K | 8 | ARR | - | • | • | FOURTH 4 WEEKS 12/24-1/18 | REIFLER | |
| 7142 | PBSCI 685P | L | 12 | ARR | - | • | • | FIRST 6 WEEKS 10/1-11/9 | REIFLER | |
| 7143 | PBSCI 685P | M | 12 | ARR | - | • | • | SECOND 6 WEEKS 11/12-12/21 | REIFLER | |
| 7144 | PBSCI 696P | A | 12 | H | ARR | - | • | • | P-H-CLK CHILD.PSYCH FIRST 6 WEEKS 10/1-11/9 | VARLEY |
| 7145 | PBSCI 696P | B | 12 | H | ARR | - | • | • | SECOND 6 WEEKS 11/12-12/21 | VARLEY |
| >>>> | PBSCI 697P | A | VAR | HD | ARR | - | • | • | P-H-PSY SPEC ELECT ENTRY CARDS UMH 081661 FIRST 6 WEEKS 10/1-11/9 | HUNT,D. |
| >>>> | PBSCI 697P | B | VAR | HD | ARR | - | • | • | ENTRY CARDS UMH 081661 SECOND 6 WEEKS 11/12-12/21 | HUNT,D. |
| >>>> | PBSCI 697P | C | VAR | HD | ARR | - | • | • | ENTRY CARDS UMH 081661 12 WEEKS | HUNT,D. |

RADIATION ONCOLOGY

| | | | | | | | | | |
|-------------------------------------|------------|---|-----|-----|---|---|---|--|--------------|
| • ENTRY CARDS AVAILABLE IN HSB E179 | | | | | | | | | |
| 7149 | R ONC 499 | A | VAR | ARR | - | • | • | UNDERGRAD RES CR/NC ONLY | GRIFFIN,T.M. |
| 7150 | R ONC 695P | A | 4 | ARR | - | • | • | P-CLINCL CA NUGHT FIRST 2 WEEKS 10/1-10/12 | GRIFFIN,T.M. |
| 7151 | R ONC 695P | E | 4 | ARR | - | • | • | SECOND 2 WEEKS 10/15-10/26 | GRIFFIN,T.M. |
| 7152 | R ONC 695P | C | 4 | ARR | - | • | • | THIRD 2 WEEKS 10/29-11/9 | GRIFFIN,T.M. |
| 7153 | R ONC 695P | D | 4 | ARR | - | • | • | FOURTH 2 WEEKS 11/12-11/23 | GRIFFIN,T.M. |
| 7154 | R ONC 695P | E | 4 | ARR | - | • | • | FIFTH 2 WEEKS 11/26-12/7 | GRIFFIN,T.M. |
| 7155 | R ONC 695P | F | 4 | ARR | - | • | • | SIXTH 2 WEEKS 12/10-12/21 | GRIFFIN,T.M. |
| 7156 | R ONC 695P | G | 4 | ARR | - | • | • | SEVENTH 2 WEEKS 12/24-1/4 | GRIFFIN,T.M. |
| 7157 | R ONC 695P | H | 8 | ARR | - | • | • | FIRST 4 WEEKS 10/1-10/26 | GRIFFIN,T.M. |
| 7158 | R ONC 695P | I | 8 | ARR | - | • | • | SECOND 4 WEEKS 10/29-11/23 | GRIFFIN,T.M. |
| 7159 | R ONC 695P | J | 8 | ARR | - | • | • | THIRD 4 WEEKS 11/26-12/21 | GRIFFIN,T.M. |
| 7160 | R ONC 695P | K | 8 | ARR | - | • | • | FOURTH 4 WEEKS 12/24-1/18 | GRIFFIN,T.M. |
| 7161 | R ONC 695P | L | VAR | ARR | - | • | • | | GRIFFIN,T.M. |

RADIOLOGY

| | | | | | | | | | | |
|------|------------|---|-----|------|-----------|-----------|---|---|--|------------|
| >>>> | RADGY 498 | A | VAR | > | ARR | - | • | • | UNDERGRAD THESIS ENTRY CARDS UMH RR215 | HARGLIN,S. |
| >>>> | RADGY 499 | A | VAR | > | ARR | - | • | • | UNDERGRAD RESEARCH ENTRY CARDS UMH RR 215 | HARGLIN,S. |
| 7164 | RADGY 508 | A | 2 | T TH | 1030-1120 | HSB T3600 | | PHYS ASPECT MED IMG W/RAD S 508 A | HANSON | |
| 7165 | RADGY 570P | A | 1 | TH | 700-800 | • | • | P-PHYSICS DIAG RAD CR/NC ONLY | HANSON | |
| 7166 | RADGY 600 | A | VAR | ARR | - | • | • | INDEPENDNT STDY/RSCH | HARGLIN | |
| 7167 | RADGY 693 | A | 8 | ARR | - | • | • | INTRO CLIN RAD FIRST 4 WEEKS 10/1-10/26 | HARGLIN,S. | |
| 7168 | RADGY 693 | B | 8 | ARR | - | • | • | SECOND 4 WEEKS 10/29-11/23 | HARGLIN,S. NELP,M.D. | |

W - WRITING COURSE MEETING A & B REQUIREMENT H - HONORS • - PERMISSION SIGNATURE % - NEW COURSE (SEE FRONT OF THE SCHEDULE)
 >>> ENROLLMENT IN THIS SECTION IS LIMITED, AND STUDENTS MUST OBTAIN ENTRY CARDS. THE SCHEDULE LINE NUMBER IS PRINTED ON THE ENTRY CARD AND MUST BE MARKED ON THE OP-SCAN REGISTRATION FORM. BOTH THE OP-SCAN FORM AND CARD MUST BE TURNED IN TO REGISTER.

SCHOOL OF MEDICINE

| Sched. Line No. | DEPARTMENT | COURSE TERM SECTION | CREDITS | W R T | H R S | P E W | TIME | | LOCATION | TITLE AND REMARKS | INSTRUCTOR |
|-----------------|------------|---------------------|---------|-------------|-------------|-------------|------|------|----------|-------------------|------------|
| | | | | | | | Day | Hour | | | |

| | | | | | | | | | | | |
|-------|--------------|-----|---|-----|---|-----|--|--|--|---|---------------------|
| >>>>> | RADGY 694 A | 0 | > | ARR | - | * * | | | | ADV CLIN CLERK RAD ENTRY CARD UWH RR215 FIRST 4 WEEKS 10/1-10/26 | MARGLIN,S. |
| >>>>> | RADGY 694 B | 0 | > | ARR | - | * * | | | | ENTRY CARD UWH RR215 SECOND 4 WEEKS 10/29-11/23 | MARGLIN,S. |
| >>>>> | RADGY 694 C | 0 | > | ARR | - | * * | | | | ENTRY CARD UWH RR215 THIRD 4 WEEKS 11/26-12/21 | MARGLIN,S. |
| >>>>> | RADGY 694 D | 0 | > | ARR | - | * * | | | | ENTRY CARDS UWH RR215 FOURTH 4 WEEKS 12/24-1/18 | MARGLIN,S. |
| >>>>> | RADGY 696P A | 4 | > | ARR | - | * * | | | | P-NUCL MED CLKSHIP ENTRY CARDS UWH NN203 FIRST 2 WEEKS 10/1-10/12 | NELP,M.B. GRAHAM,M. |
| >>>>> | RADGY 696P B | 4 | > | ARR | - | * * | | | | ENTRY CARDS UWH NN203 SECOND 2 WEEKS 10/15-10/26 | NELP,M.B. GRAHAM,M. |
| >>>>> | RADGY 696P C | 4 | > | ARR | - | * * | | | | ENTRY CARDS UWH NN203 THIRD 2 WEEKS 10/29-11/9 | NELP,M.B. GRAHAM,M. |
| >>>>> | RADGY 696P D | 4 | > | ARR | - | * * | | | | ENTRY CARDS UWH NN203 FOURTH 2 WEEKS 11/12-11/23 | NELP,M.B. GRAHAM,M. |
| >>>>> | RADGY 696P E | 4 | > | ARR | - | * * | | | | ENTRY CARDS NN203 FIFTH 2 WEEKS 12/26-12/27 | NELP,M.B. GRAHAM,M. |
| >>>>> | RADGY 696P F | 4 | > | ARR | - | * * | | | | ENTRY CARDS UWH NN203 SIXTH 2 WEEKS 12/10-12/21 | NELP,M.B. GRAHAM,M. |
| >>>>> | RADGY 696P G | 4 | > | ARR | - | * * | | | | ENTRY CARD UWH NN203 SEVENTH 2 WEEKS 12/24-1/2 | NELP,M.B. GRAHAM,M. |
| >>>>> | RADGY 696P H | 8 | > | ARR | - | * * | | | | ENTRY CARDS UWH NN203 FIRST 4 WEEKS 10/1-10/26 | NELP,M.B. GRAHAM,M. |
| >>>>> | RADGY 696P I | 8 | > | ARR | - | * * | | | | ENTRY CARDS UWH NN203 SECOND 4 WEEKS 10/29-11/23 | NELP,M.B. GRAHAM,M. |
| >>>>> | RADGY 696P J | 8 | > | ARR | - | * * | | | | ENTRY CARDS UWH NN203 THIRD 4 WEEKS 11/26-12/21 | NELP,M.B. GRAHAM,M. |
| >>>>> | RADGY 696P K | 8 | > | ARR | - | * * | | | | ENTRY CARDS UWH NN203 FOURTH 4 WEEKS 12/24-1/18 | NELP,M.B. GRAHAM,M. |
| >>>>> | RADGY 696P L | 12 | > | ARR | - | * * | | | | ENTRY CARDS UWH NN203 FIRST 6 WEEKS 10/1-11/9 | NELP,M.B. GRAHAM,M. |
| >>>>> | RADGY 696P M | 12 | > | ARR | - | * * | | | | ENTRY CARDS UWH NN203 SECOND 6 WEEKS 11/12-12/21 | NELP,M.B. GRAHAM,M. |
| 7186 | RADGY 697P A | 8 | | ARR | - | * * | | | | P-RADGY SPEC ELCTV FIRST 4 WEEKS 10/1-10/26 | MARGLIN |
| 7187 | RADGY 697P B | 8 | | ARR | - | * * | | | | SECOND 4 WEEKS 10/29-11/23 | MARGLIN |
| 7188 | RADGY 697P C | 8 | | ARR | - | * * | | | | THIRD 4 WEEKS 11/26-12/21 | MARGLIN |
| 7189 | RADGY 697P D | 8 | | ARR | - | * * | | | | FOURTH 4 WEEKS 12/24-1/18 | MARGLIN |
| 7190 | RADGY 697P E | VAR | | ARR | - | * * | | | | | MARGLIN,S. |

REHABILITATION MEDICINE

* ENTRY CARDS AVAILABLE IN UWH CC902

| | | | | | | | | | | | |
|-------|-----------------|---|---|------|-----------|-----------|--|--|--|---|---------------|
| >>>>> | REHAB 332 A | 5 | > | M F | 830-920 | H5B T739 | | | | PATH PHYS OT & PT ENTRY CARDS UWH CC902 | ANDERSON,M.E. |
| >>>>> | REHAB 332 AA QZ | | > | W | 830-920 | H5B T359 | | | | | ANDERSON,M.E. |
| >>>>> | REHAB 332 AB QZ | | > | W | 830-920 | H5B T359 | | | | | ANDERSON,M.E. |
| | | | | W | 930-1020 | H5B T530 | | | | | |
| | | | | W | 930-1020 | H5B T530A | | | | | |
| 6956 | REHAB 343 A | 6 | | T TH | 100-420 | UWH B1404 | | | | UP EXTREM ORTHOTICS | DALY,M.K. |
| 6957 | REHAB 404 A | 5 | | M | 1030-1220 | H5B T530 | | | | MUSCULO DISORDER I | HERTLING,D. |
| | | | | M | 1030-1220 | H5B T530A | | | | | |
| | | | | TH | 1030-1220 | H5B T359 | | | | | |
| | | | | TH | 1030-1220 | H5B T359A | | | | | |

| Sched. Line No. | DEPARTMENT | COURSE TERM SECTION | CREDITS | W R T | H R S | P E W | TIME | | LOCATION | TITLE AND REMARKS | INSTRUCTOR |
|-----------------|------------|---------------------|---------|-------------|-------------|-------------|------|------|----------|-------------------|------------|
| | | | | | | | Day | Hour | | | |

| | | | | | | | | | | | |
|-------|--------------|-----|---|--------|---------|-----------|--|--|--|--|---|
| 6999 | REHAB 540 A | 3 | | M | 300-600 | UWH B1002 | | | | APPL HSRNT SYSTHS | DEITZ,J.L. |
| 7000 | REHAB 555P A | 2.5 | | ARR | - | * * | | | | P-NEUROHUS ELCTRODG | KRAFT,G. |
| 7001 | REHAB 566 A | 2 | | ARR | - | * * | | | | BPHYS APPL PHYS MED | LEHMANN,J.F. |
| 7002 | REHAB 597 2N | 1 | | ARR | - | * * | | | | ELECTRMY & ELCTRO LB | KRAFT,G. |
| >>>>> | REHAB 600 A | VAR | > | ARR | - | * * | | | | INDEPNMNT STDY/RSCH CR/MC ONLY ENTRY CARDS UWH CC902 | MC COURT,Y.L. DEITZ,J.L. ANDERSON,M.E. MC HILLAN,J. GREENBERG,S. DERNI,R. KANNY,E.M. SPICER,M. HAGER,M.L. |
| 7004 | REHAB 685P A | 4 | | ARR | - | * * | | | | P-CHR DISCOISABIL FIRST 2 WEEKS 10/1-10/12 | STOLDV,M.C. |
| 7005 | REHAB 685P B | 4 | | ARR | - | * * | | | | SECOND 2 WEEKS 10/15-10/26 | STOLDV,M.C. |
| 7006 | REHAB 685P C | 4 | | ARR | - | * * | | | | THIRD 2 WEEKS 10/29-11/9 | STOLDV,M.C. |
| 7007 | REHAB 685P D | 4 | | ARR | - | * * | | | | FOURTH 2 WEEKS 11/12-11/23 | STOLDV,M.C. |
| 7008 | REHAB 685P E | 4 | | ARR | - | * * | | | | FIFTH 2 WEEKS 11/26-12/7 | STOLDV,M.C. |
| 7009 | REHAB 685P F | 4 | | ARR | - | * * | | | | SIXTH 2 WEEKS 12/10-12/21 | STOLDV,M.C. |
| 7010 | REHAB 685P G | 4 | | ARR | - | * * | | | | SEVENTH 2 WEEKS 12/24-1/4 | STOLDV,M.C. |
| 7011 | REHAB 686P A | 8 | | ARR | - | * * | | | | P-REHAB CLKSHM-PEDS FIRST 4 WEEKS 10/1-10/26 | STOLDV,M.C. |
| 7012 | REHAB 686P B | 8 | | ARR | - | * * | | | | SECOND 4 WEEKS 10/29-11/23 | STOLDV,M.C. |
| 7013 | REHAB 686P C | 8 | | ARR | - | * * | | | | THIRD 4 WEEKS 11/26-12/21 | STOLDV,M.C. |
| 7014 | REHAB 686P D | 8 | | ARR | - | * * | | | | FOURTH 4 WEEKS 12/24-1/18 | STOLDV,M.C. |
| 7015 | REHAB 686P E | 12 | | ARR | - | * * | | | | FIRST 6 WEEKS 10/1-11/9 | STOLDV,M.C. |
| 7016 | REHAB 686P F | 12 | | ARR | - | * * | | | | SECOND 6 WEEKS 11/2-12/21 | STOLDV,M.C. |
| 7017 | REHAB 687P A | 8 | | ARR | - | * * | | | | P-REHAB CLKSHM-MED FIRST 4 WEEKS 10/1-10/26 | STOLDV,M.C. |
| 7018 | REHAB 687P B | 8 | | ARR | - | * * | | | | SECOND 4 WEEKS 10/29-11/23 | STOLDV,M.C. |
| 7019 | REHAB 687P C | 8 | | ARR | - | * * | | | | THIRD 4 WEEKS 11/26-12/21 | STOLDV,M.C. |
| 7020 | REHAB 687P D | 8 | | ARR | - | * * | | | | FOURTH 4 WEEKS 12/24-1/18 | STOLDV,M.C. |
| 7021 | REHAB 687P E | 12 | | NTWTHF | 800-500 | * * | | | | FIRST 6 WEEKS 10/1-11/9 | STOLDV,M.C. |
| 7022 | REHAB 687P F | 12 | | ARR | - | * * | | | | SECOND 6 WEEK 11/12-12/21 | STOLDV,M.C. |
| 7023 | REHAB 688P A | 8 | | ARR | - | * * | | | | P-REHAB CLKSHM-SURG FIRST 4 WEEKS 10/1-10/26 | STOLDV,M.C. |
| 7024 | REHAB 688P B | 8 | | ARR | - | * * | | | | SECOND 4 WEEKS 10/29-11/23 | STOLDV,M.C. |
| 7025 | REHAB 688P C | 8 | | ARR | - | * * | | | | THIRD 4 WEEKS 11/26-12/21 | STOLDV,M.C. |
| 7026 | REHAB 688P D | 8 | | ARR | - | * * | | | | FOURTH 4 WEEKS 12/24-1/18 | STOLDV,M.C. |
| 7027 | REHAB 688P E | 12 | | ARR | - | * * | | | | SECOND 6 WEEKS 10/1-11/9 | STOLDV,M.C. |
| 7028 | REHAB 688P F | 12 | | ARR | - | * * | | | | SECOND 6 WEEKS 11/12-12/21 | STOLDV,M.C. |
| 7029 | REHAB 697P A | VAR | | ARR | - | * * | | | | P-REHAB MED SPC ELC FIRST 6 WEEKS 10/1-10/26 | STOLDV,M.C. |
| 7030 | REHAB 697P B | VAR | | ARR | - | * * | | | | SECOND 6 WEEKS 10/29-11/23 | STOLDV,M.C. |
| 7031 | REHAB 697P C | VAR | | ARR | - | * * | | | | | STOLDV,M.C. |

110

| REHAB 404 | AM | LB | T | 330-320 | NSB B8902 | HERTLING, J. |
|-----------|-----------|-------|------|---------|-----------|--|
| | | | T | 330-320 | HSB B8902 | GUTHRIE, M. |
| | | | M | 330-320 | HSB B8902 | |
| | | | TH | 330-320 | HSB B8902 | |
| | | | TH | 330-320 | HSB B8902 | |
| 6959 | REHAB 413 | A | 1-15 | ARR | | MC MILLAN, J. |
| 6960 | REHAB 413 | B | 1-15 | ARR | | |
| 6961 | REHAB 413 | C | 1-15 | ARR | | |
| >>>> | REHAB 414 | A | 3 | M F | 930-1100 | PSYCNOL ASPECTS DIS ENTRY CARDS UMH CC902 |
| 6963 | REHAB 421 | A | 11 | ARR | | DRALLE, A. J. |
| 6964 | REHAB 427 | A | 1 | F | 100-200 | UMH B8902 APPLIED P&D I |
| 6965 | REHAB 435 | A | 3 | M H | 1030-1200 | UMH B8902 PROF THERA COM OT |
| 6966 | REHAB 444 | A | 4 | T TH | 1030-1220 | NSB T747 FUNCTN LOCOTR SYST |
| 6967 | REHAB 446 | 2N | 1 | M | 1230-220 | HSB T670 ANAT LAB OCCUP THER |
| 6968 | REHAB 446 | 2D | 1 | M | 230-420 | HSB T670 |
| 6969 | REHAB 451 | 2N | 1 | T | 130-320 | NSB T670 FUNCTN ANATOMY LAB CR/NC ONLY |
| 6970 | REHAB 451 | 2D | 1 | TH | 130-320 | NSB T670 |
| 6971 | REHAB 460 | A | 2 | M | 930-1100 | UMH B1602 PT PROCED II |
| 6972 | REHAB 460 | AN LB | | M | 730-920 | UMH B8902 |
| | | | | M | 730-920 | UMH B8902 |
| 6973 | REHAB 460 | AD LB | | F | 930-1120 | UMH B8902 |
| | | | | F | 930-1120 | UMH B8902 |
| 6974 | REHAB 466 | A | 2 | T TH | 930-1020 | NSB T359 BPHY & PHY EFCT MOD |
| | | | | T TH | 930-1020 | NSB T359A |
| 6975 | REHAB 468 | 2P | 1 | T | 100-300 | UMH B8902 THER MOD ACTSEANALY |
| | | | | T | 100-300 | UMH B8902 |
| 6976 | REHAB 468 | 2S | 2 | T TH | 800-1000 | NSB B8902 |
| | | | | T TH | 800-1000 | NSB B8902 |
| 6977 | REHAB 469 | A | 3 | T TH | 1000-1200 | UMH B8902 THERA MOD FAC MOVMT |
| | | | | T TH | 1000-1200 | UMH B8902 |
| 6978 | REHAB 471 | A | 5 | M M F | 130-320 | NSB E212 PT MGT NEURO DYSP |
| | | | | T TH | 130-320 | NSB E212 |
| 6979 | REHAB 481 | A | 4 | M M | 1030-1200 | UMH B1102 DYNA OF DT |
| 6980 | REHAB 481 | AN LB | | TH | 100-250 | UMH B8902 |
| 6981 | REHAB 483 | A | 4 | M H | 900-1030 | UMH B1404 DYNA OF DT |
| 6982 | REHAB 483 | AN LB | | ARR | | |
| 6983 | REHAB 490 | A | 2 | ARR | | CLIN CLERKSHIP P T CR/NC ONLY |
| 6984 | REHAB 494 | A | 14 | ARR | | FIELD EXPERIENCE CR/NC ONLY |
| 6985 | REHAB 495 | A | 2-12 | ARR | | CLIN AFL PHYS THRPPY CR/NC ONLY |
| >>>> | REHAB 496 | A | 1-9 | ARR | | SPECIAL TOPICS ENTRY CARDS UMH CC902 |
| >>>> | REHAB 498 | A | VAR | ARR | | UNDERGRAD THESIS ENTRY CARDS UMH CC902 |
| 6988 | REHAB 499 | A | VAR | ARR | | UNDERGRAD RESEARCH CR/NC ONLY |
| 6989 | REHAB 500 | A | 1-5 | ARR | | SPEC CLIN EXP PT CR/NC ONLY |
| 6990 | REHAB 501 | A | 2-5 | ARR | | PT MGT NOT PROB |
| 6991 | REHAB 510 | A | 3 | ARR | | SEM-PSYCH ASPECT DIS FOR RESIDENTS ONLY |
| 6992 | REHAB 513 | A | 1-5 | ARR | | SPEC STDY PT CR/NC ONLY |
| 6993 | REHAB 520 | A | 1-5 | M | 900-1200 | UMH B8904 SEMINAR |
| | | | | F | 1200-100 | UMH B1002 |
| 6994 | REHAB 520 | B | 3 | T | 400-700 | UMH B1002 |
| 6995 | REHAB 520 | C | 1-5 | T | 300-400 | UMH B1002 |
| 6996 | REHAB 520 | D | 1-5 | ARR | | |
| 6997 | REHAB 530 | A | 3 | ARR | | ASPECTS VOCTNL COUNS |
| 6998 | REHAB 532 | A | 5-6 | ARR | | CL APPL REHAB COUNS |

| >>>> | REHAB 700 | A | VAR | ARR | | MASTERS THESIS CR/NC ONLY ENTRY CARDS UMH CC902 | STOLLY, M. C. LENNARD, E. S. DEITZ, J. L. HAGER, M. L. MC COURTNEY, L. MC HILLAN, J. KANNY, E. H. SPICER, M. GREENBERG, S. |
|------|-----------|---|-----|-----|--|---|--|
| >>>> | SURG 498 | A | VAR | ARR | | UNDERGRAD THESIS ENTRY CARDS UMH B8427 | LENNARD, E. S. |
| >>>> | SURG 499 | A | VAR | ARR | | UNDERGRAD RESEARCH ENTRY CARDS UMH B8427 | LENNARD, E. S. |
| >>>> | SURG 600 | A | VAR | ARR | | INDEPENDNT STDY/RSCH ENTRY CARDS UMH B8427 | LENNARD, E. S. |
| 7194 | SURG 665P | A | 12 | ARR | | P-CLIN CLERKSHIP FIRST 6 WEEKS 10/1-11/9 | LENNARD, E. S. |
| 7195 | SURG 665P | B | 12 | ARR | | SECOND 6 WEEKS 11/12-12/21 | LENNARD, E. S. |
| 7196 | SURG 681P | A | 4 | ARR | | P-PERIPH VAS DIS FIRST 2 WEEKS 10/1-10/12 | STRANDNESS, D. |
| 7197 | SURG 681P | B | 4 | ARR | | SECOND 2 WEEKS 10/15-10/26 | STRANDNESS, D. |
| 7198 | SURG 681P | C | 4 | ARR | | THIRD 2 WEEKS 10/29-11/9 | STRANDNESS, D. |
| 7199 | SURG 681P | D | 4 | ARR | | FOURTH 2 WEEKS 11/12-11/23 | STRANDNESS, D. |
| 7200 | SURG 681P | E | 4 | ARR | | FIFTH 2 WEEKS 11/26-12/7 | STRANDNESS, D. |
| 7201 | SURG 681P | F | 4 | ARR | | SIXTH 2 WEEKS 12/10-12/21 | STRANDNESS, D. |
| 7202 | SURG 681P | G | 4 | ARR | | SEVENTH 2 WEEKS 12/24-1/4 | KONLER, T. R. STRANDNESS, D. JOHANSEN, K. M. |
| 7203 | SURG 682P | A | 8 | ARR | | P-CLIN BURN CARE FIRST 4 WEEKS 10/1-10/26 | HEIMBACH, D. |
| 7204 | SURG 682P | B | 8 | ARR | | SECOND 4 WEEKS 10/29-11/23 | HEIMBACH, D. |
| 7205 | SURG 682P | C | 8 | ARR | | THIRD 4 WEEKS 11/26-12/21 | HEIMBACH, D. |
| 7206 | SURG 682P | D | 8 | ARR | | FOURTH 4 WEEKS 12/24-1/18 | HEIMBACH, D. |
| 7207 | SURG 682P | E | 12 | ARR | | FIRST 6 WEEKS 10/1-11/9 | HEIMBACH, D. |
| 7208 | SURG 682P | F | 12 | ARR | | SECOND 6 WEEKS 11/12-12/21 | HEIMBACH, D. |
| 7209 | SURG 683P | A | 8 | ARR | | P-PED SURG EXTERN FIRST 4 WEEKS 10/1-10/26 | TAPPER, D. |
| 7210 | SURG 683P | B | 8 | ARR | | SECOND 4 WEEKS 10/29-11/23 | TAPPER, D. |
| 7211 | SURG 683P | C | 8 | ARR | | THIRD 4 WEEKS 11/26-12/21 | TAPPER, D. |
| 7212 | SURG 683P | D | 8 | ARR | | FOURTH 4 WEEKS 12/24-1/13 | TAPPER, D. |
| 7213 | SURG 683P | E | 12 | ARR | | FIRST 6 WEEKS 10/1-11/9 | TAPPER, D. |
| 7214 | SURG 683P | F | 12 | ARR | | SECOND 6 WEEKS 11/12-12/21 | TAPPER, D. |
| 7215 | SURG 684P | A | 8 | ARR | | P-TRAUMAKEBERG CARE FIRST 4 WEEKS 10/1-10/26 | COPASS, M. |
| 7216 | SURG 684P | B | 8 | ARR | | HARBORVIEW HOSP SECOND 4 WEEKS 10/29-11/23 | COPASS, M. |
| 7217 | SURG 684P | C | 8 | ARR | | HARBORVIEW HOSP THIRD 4 WEEKS 11/26-12/21 | COPASS, M. |
| 7218 | SURG 684P | D | 8 | ARR | | HARBORVIEW HOSP FOURTH 4 WEEKS 12/24-1/18 | COPASS, M. |
| 7219 | SURG 684P | E | 8 | ARR | | HARBORVIEW HOSP FIRST 4 WEEKS 10/1-10/26 | EISENBERG, M. |
| 7220 | SURG 684P | F | 8 | ARR | | UNIV. HOSP. ACUTE & EMERG. MED. SECOND 4 WEEKS 10/29-11/23 | EISENBERG, M. |

W - WRITING COURSE MEETING A & B REQUIREMENT H - HONORS # - "PERMISSION SIGNATURE" % - NEW COURSE (SEE FRONT OF THE SCHEDULE)
 >>> ENROLLMENT IN THIS SECTION IS LIMITED, AND STUDENTS MUST OBTAIN ENTRY CARDS. THE SCHEDULE LINE NUMBER IS PRINTED ON THE ENTRY CARD AND MUST BE MARKED ON THE OP-SCAN REGISTRATION FORM, BOTH THE OP-SCAN FORM AND CARD MUST BE TURNED IN TO REGISTER.

W - WRITING COURSE MEETING A & B REQUIREMENT H - HONORS # - "PERMISSION SIGNATURE" % - NEW COURSE (SEE FRONT OF THE SCHEDULE)
 >>> ENROLLMENT IN THIS SECTION IS LIMITED, AND STUDENTS MUST OBTAIN ENTRY CARDS. THE SCHEDULE LINE NUMBER IS PRINTED ON THE ENTRY CARD AND MUST BE MARKED ON THE OP-SCAN REGISTRATION FORM, BOTH THE OP-SCAN FORM AND CARD MUST BE TURNED IN TO REGISTER.

SCHOOL OF NURSING

| | | | | | | | | | |
|------|------|------|---|-----|-----|---|---|---|--|
| 7251 | URDL | 680P | C | 4 | ARR | - | * | THIRD 2 WEEKS 10/29-11/9 | BERGER,R.E. MAYO,M.E. ANSELL,J.S. CHAPMAN,W.H. BERGER,R.E. ANSELL,J.S. MAYO,M.E. CHAPMAN,W.H. ANSELL,J.S. BERGER,R.E. MAYO,M.E. CHAPMAN,W.H. BERGER,R.E. ANSELL,J.S. MAYO,M.E. CHAPMAN,W.H. |
| 7252 | URDL | 680P | D | 4 | ARR | - | * | FOURTH 2 WEEKS 11/12-11/23 | |
| 7253 | URDL | 680P | E | 4 | ARR | - | * | FIFTH 2 WEEKS 11/26-12/7 | |
| 7260 | URDL | 680P | F | 4 | ARR | - | * | SIXTH 2 WEEKS 12/10-12/21 | |
| 7261 | URDL | 680P | G | 4 | ARR | - | * | SEVENTH 2 WEEKS 12/24-1/4 | |
| 7262 | URDL | 680P | H | 8 | ARR | - | * | FIRST 4 WEEKS 10/1-10/26 | |
| 7263 | URDL | 680P | I | 8 | ARR | - | * | SECOND 4 WEEKS 10/29-11/23 | |
| 7264 | URDL | 680P | J | 8 | ARR | - | * | THIRD 4 WEEKS 11/26-12/21 | |
| 7265 | URDL | 680P | K | 8 | ARR | - | * | FOURTH 4 WEEKS 12/24-1/18 | |
| 7266 | URDL | 685P | A | 8 | ARR | - | * | P-URDL SUBINTERN FIRST 4 WEEKS 10/1-10/26 | |
| 7267 | URDL | 685P | B | 8 | ARR | - | * | SECOND 4 WEEKS 10/29-11/23 | |
| 7268 | URDL | 685P | C | 8 | ARR | - | * | THIRD 4 WEEKS 11/26-12/21 | |
| 7269 | URDL | 685P | D | 8 | ARR | - | * | FOURTH 4 WEEKS 12/24-1/18 | |
| 7270 | URDL | 685P | E | 12 | ARR | - | * | FIRST 6 WEEKS 10/1-11/9 | |
| 7271 | URDL | 685P | F | 12 | ARR | - | * | SECOND 6 WEEKS 11/12-12/21 | |
| 7272 | URDL | 697P | A | VAR | ARR | - | * | P-URDL SPEC ELEC FIRST 6 WEEKS 10/1-11/9 | |
| 7273 | URDL | 697P | B | VAR | ARR | - | * | SECOND 6 WEEKS 11/12-12/21 | |
| 7274 | URDL | 697P | C | VAR | ARR | - | * | | |

COMMUNITY HEALTH CARE

| | | | | | | | | | |
|------|------|-----|-------|----|------|-----------|----------|---|--|
| 7346 | CHCS | 290 | SA | 2 | T TH | 830-420 | HSB T421 | HST OF NURS | GRAY,F. |
| >>>> | CHCS | 301 | SA | 3 | T TH | 130-300 | HSB T639 | DISCIP PROF NURSING ENTRY CARDS HSB T303 | DE TORNAVAY,R |
| 7350 | CHCS | 350 | SA | 3 | T TH | 1230-220 | HSB T360 | NURS DIAC & THERAP | |
| 7351 | CHCS | 402 | NA | 9 | T | 830-1020 | HSB T531 | MAX HLTH IN COM | PESZNECKER,B MUECKE,H. URL,J. HERRIOTT,M. |
| 7352 | CHCS | 402 | NH LB | | ARR | - | KHD * | PLUS 14 HRS WK * | |
| 7353 | CHCS | 402 | ND LB | | ARR | - | KHD * | PLUS 14 HRS WK * | |
| 7354 | CHCS | 402 | NR LB | | ARR | - | KHD * | PLUS 15 1/2 HRS * | |
| 7355 | CHCS | 402 | NS LB | | ARR | - | KHD * | PLUS 14 HRS WK * | |
| 7356 | CHCS | 405 | SA | 3 | T TH | 1030-1200 | HSB T530 | CARE SYSTEMS ANALYS | LITTLE,D. |
| 7357 | CHCS | 406 | SA | 3 | H M | 100-220 | HSB T531 | INTRO RESEARCH NURS ENTRY CARDS HSB T303 | MORAN,D. |
| 7358 | CHCS | 423 | NH | 12 | ARR | - | KHD * | SR PR-C CARE SYST COMMUNITY HLTH 2-5 HRS LEC * 21-30 HRS LAB * | JONES,H. |

| | | | | | | | | | |
|------|-----|-----|-------|-----|-----|-----------|-----------|--|---|
| 7392 | PCN | 400 | AS | 6 | T | 1030-1220 | HSB T359 | FAM NAT-CHLO CON N | VIRDEN,S. LOPER-POWERS |
| 7393 | PCN | 400 | BA LB | | ARR | - | SMH * | 0 HRS WK * | |
| 7394 | PCN | 400 | LA LB | | ARR | - | SMH * | 0 HRS WK * | |
| 7395 | PCN | 400 | LB LB | | ARR | - | SMH * | 0 HRS WK * | |
| >>>> | PCN | 499 | SA | 1-5 | > | ARR | * | UNDERGRAD RESEARCH ENTRY CARDS HSB T303 | |
| >>>> | PCN | 501 | SA | 5 | > | T | 830-1120 | HEALTH ASSESSMENT ENTRY CARDS HSB T410 | MC CARTHY,A. HAMCOCK,L.L. |
| >>>> | PCN | 503 | SA | 4 | > | T | 1230-330 | PRIMARY CARE II ENTRY CARDS HSB T410 | HAMCOCK,L. MC CARTHY,A. |
| >>>> | PCN | 504 | SA | 4 | > | H | 900-1200 | DENAV PRODL III ENTRY CARDS HSB T410 | WEBSTER,S.C. |
| >>>> | PCN | 509 | SA | 2/4 | > | H | 1130-120 | PERINATAL-I PRENATL ENTRY CARDS HSB T410 | LEBARDN,K. CARR,K. COLEMAN,H. |
| >>>> | PCN | 510 | SA | 2/4 | > | H TH | 830-1020 | PERINATAL II IP-PP ENTRY CARDS HSB T410 | BLACKBURN,S. CARR,K. |
| >>>> | PCN | 514 | SA | 3 | > | T TH | 130-300 | CHILDREN'S COPING ENTRY CARDS HSB T410 | ROSE,M. DLSZENSKI,D. |
| >>>> | PCN | 515 | SA | 1/3 | > | TH | 1030-1230 | CHILD HEALTH CARE ENTRY CARDS HSB T410 | MORTNY,E. |
| 7404 | PCN | 530 | SA | 3 | T | 130-320 | HSB T530 | CONCEPT FRAMEWK PCN | VIRDEN,S. BARNARD,K. VIRDEN,S. COMAN,D.B. MORTNY,E. |
| 7405 | PCN | 530 | SB LB | | TH | 130-320 | HSB T360 | | |
| >>>> | PCN | 535 | SA | 3 | > | H M | 930-1220 | NCH:ASSESS AND DX ENTRY CARDS HSB T410 PLUS 4 HRS WK * | STADE,C. |
| >>>> | PCN | 540 | SA | 2 | > | H | 1230-220 | NCH:CON HEALTH PROB ENTRY CARDS HSB T410 | |
| >>>> | PCN | 573 | SA | 1 | > | TH | 930-1030 | SEL TOPICS IN PCN ENTRY CARDS HSB T410 | ROSE,H. |
| 7409 | PCN | 573 | SB | 1 | H | 130-320 | HSB T424 | PEDIATRIC PULMONARY NURSING ENTRY CARDS HSB T410 | |
| >>>> | PCN | 600 | SA | VAR | > | ARR | * | INDEPENDNT STDY/RSCH CR/NC ONLY ENTRY CARDS HSB T410 | |
| >>>> | PCN | 700 | SA | VAR | > | ARR | * | MASTERS THESIS CR/NC ONLY ENTRY CARDS HSB T410 | |

PHYSIOLOGICAL NURSING

| | | | | | | | | | |
|------|----|-----|-------|-----|-------|-----------|----------|---|------------|
| 7412 | PN | 323 | SA | 3 | T TH | 100-220 | HSB T733 | CARE ILL ADLT II | |
| 7413 | PN | 324 | AN | 4 | ARR | - | VNH * | CARE ILL ADLT II LB | |
| 7414 | PN | 324 | BN | 4 | ARR | - | SMH * | | |
| 7415 | PN | 324 | CN | 4 | ARR | - | VNH * | | |
| 7416 | PN | 324 | DN | 4 | ARR | - | UNH * | | |
| 7417 | PN | 324 | HN | 4 | ARR | - | EVH * | | |
| 7418 | PN | 597 | SA | 5 | H M F | 1030-1220 | HSB T479 | BASIS FOR NURSING | |
| >>>> | PN | 398 | SA | 4 | > | H | 1130-120 | CARE ILL ADULTS III CR/NC ONLY ENTRY CARDS HSB T610 | |
| >>>> | PN | 466 | SA | 3 | > | T TH | 130-300 | CONT ED IN NURS ENTRY CARDS HSB T610 | |
| >>>> | PN | 499 | SA | 1-5 | > | ARR | * | UNDERGRAD RESEARCH ENTRY CARDS HSB T303 | |
| >>>> | PN | 509 | SA | 3 | > | H | 130-320 | PRAC TCH PHYSID HSG ENTRY CARDS HSB T610 PLUS 7 HRS * | BLAINEY,C. |
| >>>> | PN | 520 | SA | 3 | > | H | 130-320 | MTHD RESEARCH NURS ENTRY CARDS HSB T610 | WOODS,M. |
| >>>> | PN | 520 | SB LB | | > | F | 130-320 | HSB T639 | |
| >>>> | PN | 520 | SC LB | | > | F | 130-320 | HSB T419 | |
| >>>> | PN | 520 | SD LB | | > | F | 130-320 | HSB T421 | |
| >>>> | PN | 520 | SE LB | | > | F | 130-320 | HSB T424 | |
| >>>> | PN | 520 | SF LB | | > | F | 130-320 | HSB T442 | |
| >>>> | PN | 520 | SP LB | | > | F | 130-320 | HSB T525 | |

W = WRITING COURSE MEETING A & B REQUIREMENT H = HONORS * = PERMISSION SIGNATURE % = NEW COURSE (SEE FRONT OF THE SCHEDULE)
 >>> ENROLLMENT IN THIS SECTION IS LIMITED, AND STUDENTS MUST OBTAIN ENTRY CARDS. THE SCHEDULE LINE NUMBER IS PRINTED ON THE ENTRY CARD AND MUST BE MARKED ON THE OF-SCAN REGISTRATION FORM. BOTH THE OF-SCAN FORM AND CARD MUST BE TURNED IN TO REGISTER.

W = WRITING COURSE MEETING A & B REQUIREMENT H = HONORS * = PERMISSION SIGNATURE % = NEW COURSE (SEE FRONT OF THE SCHEDULE)
 >>> ENROLLMENT IN THIS SECTION IS LIMITED, AND STUDENTS MUST OBTAIN ENTRY CARDS. THE SCHEDULE LINE NUMBER IS PRINTED ON THE ENTRY CARD AND MUST BE MARKED ON THE OF-SCAN REGISTRATION FORM. BOTH THE OF-SCAN FORM AND CARD MUST BE TURNED IN TO REGISTER.

Take a moment to remember. Take another to show your pride... in our U.S. Olympic Team.

The U.S. hockey team victory in 1980 filled us with pride.

The team of college students and teenagers was put together in only ten months under the leadership of an inspired and determined coach. They were just a "bunch of kids," but they were dedicated and they defeated the "invincible" Russian hockey team.

Your opportunity to support our young athletes.

Now another Olympics is approaching—the 1984 Los Angeles Summer Games. It's the first time in 52 years that the Summer Games will be held on American soil.

In honor of this important event, the United States Government has authorized an issue of extraordinary silver and gold Olympic commemorative coins. It's the first time in some 50 years that the U.S. Government has minted a gold coin!

The profits from the sale of these special coins go toward the Olympic effort, including paying for the training of our gifted athletes, for coaching, equipment and travel expenses to the Games.

You can help them reach for their star.

Your purchase of these magnificent Olympic coins will ensure that our athletes at the Los Angeles Games and in the future will have the training



they require and the opportunity they deserve.

These are all magnificent proof coins—flawless gems!

The 1983 silver one dollar coin was designed by Elizabeth Jones, the chief engraver at the Mint. The obverse (or front) of the coin represents a dramatic depiction of the classic Greek discus thrower. The 1984 silver one dollar coin has been designed by Robert Graham, a Los Angeles sculptor. The obverse of the coin will bear a representation of the Gateway to the Olympic Coliseum.

The 1984 gold ten dollar coin was designed by John Mercanti of the U.S. Mint engraving staff, from a concept created by James Peed. He has captured the penetrating scene of the Olympic torch bearers in detail.

How you can own Olympic commemorative coins.

The U.S. Mint offers four purchase options: the single 1983 or 1984 silver coin; a two-coin set which includes both silver coins; or a three-coin set which features the 1984 gold coin and the 1983 and 1984 silver coins.

Coins can be purchased through your local post office and at participating banks and coin dealers across the country. Or, write to: U.S. Mint, Olympic Coin Program, P.O. Box 6766, San Francisco, CA 94101.

 **SUPPORT** 
THE HOME TEAM



It's pretty hard not to like an Army ROTC Scholarship.

Just look at what it covers: full tuition, books, lab fees. Plus, it pays you up to \$1,000 each school year it's in effect.

But what we think you'll like best about our scholarship is the commitment. Because it leads to a commission in the Army Nurse Corps (ANC) after graduation.

As an Army nurse, you'll belong to one of the largest, most comprehensive health care teams in the world. Training on state-of-the-art equipment. And using the latest techniques.

An Army nurse is an Army officer, too. So along with professional recognition, you'll also receive all the prestige, privileges

and respect that go with being a leader in today's Army.

And don't forget, the Army Nurse Corps is part of a worldwide organization. Which means you'll have the opportunity to work in different cities around the country. And different countries around the world. Without losing seniority or benefits.

So make your commitment to nursing really pay off. Begin your future in the Army Nurse Corps. And that begins with Army ROTC.

For more information about scholarship opportunities, contact the Army ROTC Professor of Military Science on your campus. Or write: Army ROTC, Dept. JB, P.O. Box 9000, Clifton, N.J. 07015.

**ARMY ROTC.
BE ALL YOU CAN BE.**

SCHOOL OF NURSING

| Sched. Line No. | DEPARTMENT | COURSE | ITEM | SECTION | CREDITS | H P R I S I P K | N E W | TIME | | LOCATION | TITLE AND REMARKS | INSTRUCTOR |
|-----------------|------------|--------|------|---------|---------|--------------------------------------|-------------|------|------|----------|-------------------|------------|
| | | | | | | | | Day | Hour | | | |

| | | | | | | | | | | | | |
|------|----|-----|----|--|-----|--|-----|---|-----------------------|----------------------|--|-------------|
| >>>> | PH | 521 | SA | | 2 | | N | | 130-320 | HSB T639 | HTHD RESEARCH NURS ENTRY CARDS HSB T610 | WOODS,N. |
| >>>> | PH | 545 | SA | | 3 | | M | F | 930-1020 1030-1220 | HSB T525 HSB T525 | SP TOP IN PHYS NSG ENTRY CARDS HSB T610 | GALLUCCI,B. |
| >>>> | PH | 547 | SA | | 3 | | N M | | 1030-1200 | HSB T639 | NEURO BASIS HUM RES ENTRY CARDS HSB T610 | MITCHELL,P. |
| >>>> | PH | 600 | SA | | VAR | | ARR | | - | * * | INDEPNMT STDY/RSCH CR/NC ONLY ENTRY CARDS HSB T610 | |
| >>>> | PH | 700 | SA | | VAR | | ARR | | - | * * | MASTERS THESIS | |

PHYSIOLOGICAL NURSING

| | | | | | | | | | | | | |
|------|-----|-----|----|----|-----|--|-----|----|--------------------------|-----------------------------------|---|---|
| | PSN | 303 | SA | | 3 | | M | F | 1230-120 130-320 | HSB D209 HSB T442 HSB T616A | PSYCHOSOC DIMENSION | |
| | PSN | 303 | SD | LB | | | M | | 130-320 | HSB T525 | | |
| | PSN | 303 | SE | LB | | | M | | 130-320 | HSB T442 | | |
| | PSN | 303 | SF | LB | | | M | | 130-320 | HSB T424 | | |
| | PSM | 303 | SC | LB | | | M | | 130-320 | HSB T423 | | |
| | PSM | 303 | SH | LB | | | M | | 130-320 | HSB T525 | | |
| | PSN | 305 | SA | | 2 | | T | TH | 230-320 | HSB T733 | FAMILY/HEALTH/ILL | |
| | PSN | 403 | SA | | 3 | | T | TH | 130-300 | HSB T474 | PHYCH NURS CARE II | |
| | PSN | 407 | AN | | 7 | | ARR | | - | HYW * | PSYCH NURS PRACTICE CR/NC ONLY PLUS 14 HRS WK * | LARSON,G. SHEENE,S. |
| | PSN | 407 | DN | | 7 | | ARR | | - | UNW * | CR/NC ONLY PLUS 14 HRS WK * | RUDOLPH,A. DARLEY,T.D. BARRINGER,J.J. |
| | PSN | 407 | JN | | 7 | | ARR | | - | SMV * | CR/NC ONLY PLUS 14 HRS WK * | |
| | PSM | 424 | RN | | 12 | | ARR | | - | * * | SR PR-PSYCHOSOC W ADV P/5 NURS 2-5 HRS LEC * 21-30 HRS LAB * | |
| | PSN | 488 | SA | | 3 | | T | | 600-900 PM 600-900 PM | HSB T530 HSB T530A | EFFECTS OF ALCOHOL ENTRY CARDS HSB T411 | HEINEHANN,A.E. |
| >>>> | PSN | 499 | SA | | 1-5 | | ARR | | - | * * | UNDERGRAD RESEARCH ENTRY CARDS HSB T303 | |
| | PSN | 520 | SA | | 3 | | T | | 130-320 | HSB T479 | HTHD RESEARCH NURS | KOGAN,H.N. |
| | PSN | 520 | SD | LB | | | M | | 130-320 | HSB T419 | | |
| | PSM | 520 | SC | LB | | | M | | 130-320 | HSB T421 | | |
| >>>> | PSN | 527 | SA | | 2-6 | | T | | 330-520 | HSB T419 | PRAC FAMILY TRTMT CR/NC ONLY ENTRY CARDS HSB 411 PLUS 4-6 HRS * | BOWERS,J. |
| >>>> | PSN | 550 | SA | | 3 | | M | | 500-800 PM | HSB T474 | INTERPERSONAL BEHAV ENTRY CARDS HSB T411 | |
| >>>> | PSN | 551 | SA | | 3 | | N M | | 1030-1200 | HSB T663 | BIDL ASP PSY DISABL ENTRY CARDS HSB T411 | |
| >>>> | PSN | 558 | SA | | 4 | | M | | 130-320 | HSB T419 | SUB USE DISORD II CR/NC ONLY ENTRY CARDS HSB T411 | |
| >>>> | PSN | 561 | SA | | 4 | | M | | 130-320 | HSB T421 | ADV SEM PSY DSAB II ENTRY CARDS HSB T411 | |
| >>>> | PSN | 564 | SA | | 4 | | M | | 130-320 | HSB T423 | CLN SEM STRESS II ENTRY CARDS HSB T411 | |
| >>>> | PSN | 565 | SA | | 3 | | T | TH | 1030-1200 | HSB T419 | SELFGHNT IN PT CARE ENTRY CARDS HSB T411 | |
| >>>> | PSN | 600 | SA | | VAR | | ARR | | - | * * | INDEPNMT STDY/RSCH CR/NC ONLY ENTRY CARDS HSB 411 | |
| >>>> | PSN | 700 | SA | | VAR | | ARR | | - | * * | MASTERS THESIS CR/NC ONLY ENTRY CARDS HSB 411 | |

| Sched. Line No. | DEPARTMENT | COURSE | ITEM | SECTION | CREDITS | H P R I S I P K | N E W | TIME | | LOCATION | TITLE AND REMARKS | INSTRUCTOR |
|-----------------|------------|--------|------|---------|---------|--------------------------------------|-------------|------|------|----------|-------------------|------------|
| | | | | | | | | Day | Hour | | | |

| | | | | | | | | | | | | |
|------|----|----|-----|-------|-----|--|-----|-----|--------------------|--------------------|--|-----------------------------|
| 5968 | FD | SC | 350 | A | 3 | | M | NTH | 930-1020 | MAR 105 | FOOD COMPONENTS | MATCHES |
| 5969 | FD | SC | 378 | A | 3 | | | NTH | 930-1020 | MAR 268 | FSH GEAR & VESL OVL | PIGOTT |
| 5970 | FD | SC | 482 | A | 3 | | N | M | F | 130-220 | FOOD CHEMISTRY MAY BE TAKEN CONCUR WITH 492 2N | HAN,T. |
| 5971 | FD | SC | 484 | A | 4 | | M | NTH | 1130-1220 | MAR 185 | FOOD MICROBIOLOGY MAY BE TAKEN CONCUR WITH 494 A | LISTON |
| 5972 | FD | SC | 492 | 2N | 2 | | M | N | 230-320 330-520 | MAR 185 MAR 176 | FOOD CHEMISTRY LAB LAB FOR 482 | HAN,T. |
| 5973 | FD | SC | 494 | A | 3 | | T | | 1230-120 | MAR 185 | FOOD MICRO LAB LAB FOR 484 EXTRA HOURS LAB FOR 484 | LISTON,J. MATCHES,J. |
| 5974 | FD | SC | 494 | AN LB | | | | TH | 1230-120 | MAR 185 | | LISTON,J.J. |
| 5975 | FD | SC | 494 | AD LB | | | | T | 130-220 230-520 | MAR 176 MAR 176 | LAB FOR 484 | LISTON,J.J. MATCHES,J.J. |
| >>>> | FD | SC | 498 | A | 2-5 | | ARR | | - | * * | UNDERGRAD THESIS | |
| 5977 | FD | SC | 521 | A | 1 | | M | | 1030-1120 | MAR 168 | GRAD SMNR FOOD SCI CR/NC ONLY | PIGOTT,C. |
| >>>> | FD | SC | 600 | A | VAR | | ARR | | - | * * | INDEPNMT STDY/RSCH | |
| >>>> | FD | SC | 700 | A | VAR | | ARR | | - | * * | MASTERS THESIS | |

INSTITUTE FOR MARINE STUDIES

| | | | | | | | | | | | | |
|------|-----|-----|---|--|-----|--|-----|-----|---------------------------|--------------------|--|----------------------------------|
| 6024 | IMS | 455 | A | | 3 | | M | N | 1130-1220 | MAR 168 | MARINE POL SOV BLOC W/SISRE 455 A | KACZYNSKI,V. |
| >>>> | IMS | 499 | A | | 1-3 | | ARR | | - | * * | UNDERGRAD RESEARCH ENTRY CARDS MAR 105 | |
| 6026 | IMS | 500 | A | | 5 | | | NTH | 830-920 | COH 105 | MARINE AFFAIRS | MILLER,M. |
| 6027 | IMS | 506 | A | | 4 | | T | F | 1130-1245 TH 1130-1220 | COH 101 COH 101 | INTL LAW OF SEA W/LAW 561 A UNDER GRADS WITH PERMISSION OF INSTR | BURKE,W.T. |
| 6028 | IMS | 540 | A | | 3 | | M | N | 930-1020 | MAR 168 | ECON WORLD FISH I | KACZYNSKI,V. |
| >>>> | IMS | 571 | A | | 1-3 | | T | | 400-600 | MAR 168 | ADV COASTAL MGT SEM ENTRY CARDS MAR 105 | HERSHMAN,M. |
| 6030 | IMS | 587 | A | | 3 | | T | | 930-1120 | MAR 168 | MAR RESOURCE MGT SM ENTRY CARDS MAR 105 | CRUTCHFIELD HOOSTER STOKES |
| >>>> | IMS | 600 | A | | VAR | | ARR | | - | * * | INDEPNMT STDY/RSCH ENTRY CARDS MAR 105 | |
| >>>> | IMS | 600 | B | | VAR | | ARR | | - | * * | CR/NC ONLY ENTRY CARDS MAR 105 | |
| >>>> | IMS | 700 | A | | VAR | | ARR | | - | * * | MASTERS THESIS ENTRY CARDS MAR 105 | FACULTY |

OCEANOGRAPHY

* ENTRY CARDS AVAILABLE IN OTB 108

| | | | | | | | | | | | | |
|------|-------|-----|----|--|---|--|-----|-----|-----------|---------|---------------------|--|
| 5980 | OCEAN | 101 | AA | | 5 | | | NTH | 830-920 | KHE 110 | SURVEY OCEANOGRAPHY | |
| 5981 | OCEAN | 101 | A | | | | M | | 930-1020 | OTB 209 | | |
| 5982 | OCEAN | 101 | AB | | | | TH | | 930-1020 | OTB 209 | | |
| 5983 | OCEAN | 101 | AC | | | | M | | 1030-1120 | OTB 209 | | |
| 5984 | OCEAN | 101 | AD | | | | M | | 1130-1220 | OTB 209 | | |
| 5985 | OCEAN | 101 | AE | | | | TH | | 1130-1220 | OTB 209 | | |
| 5986 | OCEAN | 101 | AF | | | | M | | 1230-120 | OTB 209 | | |
| 5987 | OCEAN | 101 | AG | | | | TH | | 1230-120 | OTB 209 | | |
| 5988 | OCEAN | 101 | AH | | | | M | | 130-220 | OTB 209 | | |
| 5989 | OCEAN | 101 | AI | | | | TH | | 130-220 | OTB 209 | | |
| 5990 | OCEAN | 101 | AJ | | | | M | | 230-320 | OTB 209 | | |
| 5991 | OCEAN | 101 | AK | | | | TH | | 230-320 | OTB 209 | | |
| 5992 | OCEAN | 101 | AL | | | | TH | | 330-420 | OTB 209 | | |
| 5993 | OCEAN | 101 | B | | 5 | | NTH | | 130-220 | SAV 239 | | |
| 5994 | OCEAN | 101 | BA | | | | F | | 830-920 | NTB 209 | | |

COLLEGE OF OCEAN AND FISHERY SCIENCES

FISHERIES

| * ENTRY CARDS AVAILABLE IN FIS 204 | | | | | | | |
|------------------------------------|----------|-------|-----|-------------------|-----------|----------------------|---------------|
| 5932 | FISH 101 | A | 5 | N M T H F 130-220 | G W N 301 | INTRO FISHERIES SCI | SALD, E. |
| 5932 | FISH 311 | A | 4 | M W F 1030-1120 | FIS 201 | ANAT FISH SHELLFISH | SMITH |
| 5933 | FISH 311 | AM LB | | 230-520 | FIS 234 | | SMITH |
| 5934 | FISH 311 | AD LB | | M W 230-520 | FIS 234 | | SMITH |
| 5935 | FISH 314 | A | 3 | N F 130-220 | FIS 102H | MTHGINST FISH INVST | FAST, D. |
| 5936 | FISH 314 | AM LB | | T 130-420 | FIS 102H | | FAST, D. |
| 5937 | FISH 314 | AD LB | | W 130-420 | FIS 102H | | FAST, D. |
| 5938 | FISH 352 | A | 3 | M W F 830-920 | FIS 209 | FISH BIOCHEM | BROWN, G. |
| 5939 | FISH 379 | A | 3 | M W F 1230-120 | FIS 201 | FISHERIES OF WORLD | GUNDERSON, D. |
| 5940 | FISH 395 | A | 3 | M W F 1030-1120 | FIS 102H | LITERATURE SEARCH | PIETSCHE, T. |
| 5941 | FISH 401 | A | 5 | M W F 1130-1220 | FIS 201 | ICHTHYOLOGY | PIETSCHE, T. |
| 5942 | FISH 401 | AM LB | | T TH 130-420 | FIS 208 | | PIETSCHE |
| | | | | T TH 130-420 | FIS 234 | | |
| 5943 | FISH 408 | A | 3 | T TH 130-300 | FIS 209 | PHYS ECOL SHELLFISH | ARMSTRONG, D. |
| >>>> | FISH 434 | A | 5 | M W F 1130-1220 | MDR 225 | EFFECTS WASTE WATER | MELCH, E. B. |
| >>>> | FISH 434 | AM LB | | TH 230-420 | MDR 320 | M/CEWA 434 A | SPYRIDAKIS |
| >>>> | FISH 434 | B | 3 | M W F 1130-1220 | MDR 225 | M/CEWA 434 AN | MELCH, E. B. |
| 5947 | FISH 444 | A | 3 | M W F 230-320 | OTB 014 | FISHERIES GENETICS | HERSBERGER |
| 5948 | FISH 450 | A | 3 | M W F 930-1020 | FIS 201 | SAL BEHAV LIFE HIST | BRANNON, E. |
| 5949 | FISH 451 | A | 3 | M W F 1030-1120 | OTB 014 | REPROD SALMND FSHS | BRANNON |
| | | | | M W F 1030-1120 | OTD 018 | | |
| | | | | M W F 1130-1220 | FIS 209 | | |
| 5950 | FISH 454 | A | 3 | M W F 130-220 | FIS 201 | COMM DIS FISHES | LANDOLT, M. |
| | | | | | | MAY BE TAKEN CONCUR | |
| | | | | | | WITH FISH 455 ZN | |
| 5951 | FISH 455 | ZN | 2 | T TH 930-1220 | FIS 208 | COMM DIS FISHES LAB | LANDOLT, M. |
| 5952 | FISH 460 | A | 4 | M W F 1230-120 | FIS 215 | WATER MAN HYDRDL | KENT, J. |
| 5953 | FISH 460 | AM LB | | TH 1030-1220 | FIS 209 | M/CEWA 498 A | KENT, J. |
| 5954 | FISH 472 | A | 3 | N 930-1020 | FIS 102H | AQUA RADIOECOLOG I | NEVISSI |
| 5955 | FISH 472 | AM LB | | W 1030-1120 | FIS 215 | | SIBLEY |
| >>>> | FISH 499 | B | 1-5 | ARR - | * * | UNDERGRAD RESEARCH | |
| >>>> | FISH 499 | C | 3 | T 1000-1100 | FIS 215 | SPECIAL PROBLEMS | GUNDERSON |
| >>>> | FISH 501 | A | 1-5 | ARR - | * * | ON-THE-JOB TRAINING | BRANNON, E. |
| >>>> | FISH 507 | B | 1-5 | ARR - | * * | SPEC PRDB IN FISH | |
| >>>> | FISH 507 | C | 2 | T TH 330-420 | FIS 215 | SPECIAL PROBLEMS | HALVER, J. |
| >>>> | FISH 507 | E | 1 | W 330-420 | BIO 324 | SPECIAL PROBLEM IN | |
| | | | | | | FISH NUTRITION | CONQUEST |
| 5962 | FISH 520 | A | 1 | TH 330-420 | FIS 201 | GRADUATE SEMINAR | BURGNER, R. |
| | | | | | | CR/NC ONLY | |
| 5963 | FISH 556 | A | 3 | M W F 1030-1120 | FIS 209 | INTRO QUANT POP DYN | FLETCHER, J. |
| >>>> | FISH 600 | A | VAR | ARR - | * * | INDEPENDNT STDY/RSCH | |
| | | | | | | CR/NC ONLY | |
| >>>> | FISH 700 | A | VAR | ARR - | * * | MASTERS THESIS | |
| | | | | | | CR/NC ONLY | |
| >>>> | FISH 800 | A | VAR | ARR - | * * | DOCTORAL DISSERTATN | |
| | | | | | | CR/NC ONLY | |

FOOD SCIENCE

| * ENTRY CARDS AVAILABLE IN FIS 204 | | | | | | | |
|------------------------------------|-----------|---|---|---------------|---------|---------------------|--|
| 5967 | FD SC 300 | A | 3 | M W F 130-220 | KWE 120 | NUTRITION FOR TODAY | |
| | | | | | | M/ANTR 300 A | |

M-HONORS # * PERMISSION SIGNATURE

%-NEW COURSE (SEE FRONT OF TIME SCHEDULE)

>>> ENROLLMENT IN THIS SECTION IS LIMITED, AND STUDENTS MUST OBTAIN ENTRY CARDS. THE SCHEDULE LINE NUMBER IS PRINTED ON THE ENTRY CARD AND MUST BE MARKED ON THE CP-SCAN REGISTRATION FORM. BOTH THE CP-SCAN FORM AND CARD MUST BE TURNED IN TO REGISTER.

| | | | | | | | |
|------|-----------|----|------|------------------|----------|----------------------|--------|
| 5995 | OCEAN 101 | BO | QZ | F 930-1020 | OTB 209 | | |
| 5996 | OCEAN 101 | BC | QZ | TH 1030-1120 | OTB 209 | | |
| 5997 | OCEAN 101 | BD | QZ | F 1030-1120 | OTB 209 | | |
| 5998 | OCEAN 101 | BE | QZ | F 1130-1220 | OTB 209 | | |
| 5999 | OCEAN 101 | BF | QZ | F 1230-120 | OTB 209 | | |
| 6000 | OCEAN 101 | BG | QZ | F 130-220 | OTB 209 | | |
| 6001 | OCEAN 101 | BH | QZ | F 230-320 | OTB 209 | | |
| 6002 | OCEAN 101 | U | | M W F 700-920 PM | OTB 014 | | |
| | | | | M W 700-920 PM | OTB 018 | | |
| 6003 | OCEAN 101 | V | 5 | T TH 700-920 PM | OTB 014 | | |
| | | | | T TH 700-920 PM | OTB 018 | | |
| 6004 | OCEAN 110 | A | 1 | F 1130-1220 | OTB 014 | LECTURES IN OCEAN | |
| | | | | F 1130-1220 | OTB 018 | | |
| 6005 | OCEAN 200 | A | 3 | ARR - | * * | INTRO OCEANOGRAPHY | |
| 6006 | OCEAN 351 | A | 3 | M W F 1030-1120 | LOW 101 | QUANT METHODS I | |
| | | | | | | N/ANATH 351 A | |
| 6007 | OCEAN 401 | A | 3 | MTWTH 930-1020 | OTB 014 | GEN PHYS OCEAN I | |
| | | | | MTWTH 930-1020 | OTB 018 | | |
| 6008 | OCEAN 421 | A | 3 | TWTH 130-220 | OTB 014 | CHEMICAL OCEAN | |
| | | | | | OTB 018 | | |
| 6009 | OCEAN 450 | A | 4 | MTWTH 830-920 | OTB 205 | GEOPHYS OCEAN | |
| >>>> | OCEAN 499 | A | 1-12 | ARR - | * * | UNDERGRAD RESEARCH | |
| 6011 | OCEAN 500 | A | 1 | ARR - | * * | CURRENT PROBS OCEAN | |
| | | | | | | CR/NC ONLY | |
| 6012 | OCEAN 501 | A | 5 | M W F 930-1120 | ARC 103A | MARINE GEOLOGY | |
| 6013 | OCEAN 511 | A | 4 | M W F 830-920 | OTB 211 | MARINE HYDRODYNMCS I | |
| 6014 | OCEAN 511 | AA | QZ | T 830-920 | OTB 211 | | |
| 6015 | OCEAN 515 | A | 4 | ARR - | * * | OCEAN WAVES | LARSEN |
| 6016 | OCEAN 520 | A | 1 | W 340-500 | OTB 014 | SEMINAR | |
| | | | | M 340-500 | OTB 018 | CR/NC ONLY | |
| 6017 | OCEAN 527 | A | 3 | M W F 1030-1120 | OTB 209 | MARINE CHEM | |
| 6018 | OCEAN 562 | A | 3 | M W F 1030-1120 | JHN 223 | MECH SED TRAM FLOWS | |
| | | | | | | M/CPHYS 562 A | SMITH |
| 6019 | OCEAN 571 | A | 3 | M W F 1230-120 | OTB 211 | GRAVITYGEODHAG INTRP | |
| | | | | | | M/CPHYS 571 A | |
| 6020 | OCEAN 580 | A | 4 | T TH 130-320 | OTB 211 | HS IN COASTAL ZONE | |
| >>>> | OCEAN 600 | A | VAR | ARR - | * * | INDEPENDNT STDY/RSCH | |
| >>>> | OCEAN 700 | A | VAR | ARR - | * * | MASTERS THESIS | |
| >>>> | OCEAN 800 | A | VAR | ARR - | * * | DOCTORAL DISSERTATN | |

SCHOOL OF PHARMACY

| * ENTRY CARDS AVAILABLE IN HSB T329 FOR UNDERGRADS | | | | | | | |
|--|-----------|---|-----|-----------------|----------|-------------------------|---------------|
| * ENTRY CARDS AVAILABLE IN HSB T841 FOR GRADS | | | | | | | |
| 7462 | PHARM 304 | A | 3 | M W F 1130-1220 | HSB T733 | PROF OF PHARM | |
| >>>> | PHARM 305 | A | 1-3 | ARR - | * * | CLIN DISPEN PHARM | |
| | | | | | | CR/NC ONLY | |
| | | | | | | ENTRY CARDS HSB T329 | DAVIS, P. |
| 7464 | PHARM 330 | A | 1 | TH 1130-1220 | HSB T733 | PHARMACEUTICAL CALC.TNS | |
| | | | | | | CR/NC ONLY | |
| 7465 | PHARM 340 | A | 3 | M W F 130-220 | HSB T739 | PHARM HEALTH & SOC | |
| 7466 | PHARM 369 | A | 1 | ARR - | * * | PEP I | |
| | | | | | | CR/NC ONLY | FASSETT, M. |
| | | | | | | 10/2, 11:30-12:20 | |
| | | | | | | 10/9, 11:30-12:20 | |
| | | | | | | 11/6, 11:30-12:20 | |
| | | | | | | 12/4, 11:30-12:20 | |
| | | | | | | HSB T739 | |
| 7467 | PHARM 450 | A | 3 | M W F 130-220 | HSB T747 | PHARMACY LAWS | TANIGUCHI, T. |
| 7468 | PHARM 465 | A | 3 | M W F 230-320 | HSB T531 | COMPUTERS IN PHCY | |
| | | | | | | HSB T531A | |

M-HONORS # * PERMISSION SIGNATURE

%-NEW COURSE (SEE FRONT OF TIME SCHEDULE)

>>> ENROLLMENT IN THIS SECTION IS LIMITED, AND STUDENTS MUST OBTAIN ENTRY CARDS. THE SCHEDULE LINE NUMBER IS PRINTED ON THE ENTRY CARD AND MUST BE MARKED ON THE CP-SCAN REGISTRATION FORM. BOTH THE CP-SCAN FORM AND CARD MUST BE TURNED IN TO REGISTER.

SCHOOL OF PHARMACY

| Sched. Line No. | DEPARTMENT | COURSE | SECTION | CREDITS | PREREQ | TIME | | LOCATION | TITLE AND REMARKS | INSTRUCTOR |
|-----------------|----------------|--------|---------|---------|--------|-------|--------------------------|-----------------------|--|-------------|
| | | | | | | Day | Hour | | | |
| >>>> | PHARM 470 | A | | 8 | | M F | 1230-120 230-320 | HSB T473 HSB T473A | COMMUNITY EXTN CR/NC ONLY ENTRY CARDS HSD T329 | FASSETT, W. |
| >>>> | PHARM 471 | A | | 4 | | M F | 1230-120 | HSB T663 | INSTITUTIONAL EXTN CR/NC ONLY ENTRY CARDS HSD T329 | FASSETT, W. |
| >>>> | PHARM 472 | A | | 4-16 | | ARR | - | * | ADV PHARMACY EXTRN CR/NC ONLY ENTRY CARDS HSD T329 | FASSETT, W. |
| | 7472 PHARM 485 | A | | 3 | | M W F | 130-220 | HSB D209 | CLIN PHARM | KRADJAN, W. |
| >>>> | PHARM 487 | A | | 4 | | ARR | - | * | CLIN PHARM CLERKSHIP CR/NC ONLY ENTRY CARDS HSD T329 10/1, 12130-1120 11/5, 12130-1120 HSB T479 | KRADJAN, W. |
| >>>> | PHARM 488 | A | | 3-16 | | ARR | - | * | ADV CLIN PHARM CLIP CR/NC ONLY ENTRY CARDS HSD T329 | |
| >>>> | PHARM 488 | AA | | 3-16 | | ARR | - | * | CR/NC ONLY ENTRY CARDS HSD T329 | |
| >>>> | PHARM 488 | AB | | 3-16 | | ARR | - | * | AMBULATORY CARE ENTRY CARDS HSD T329 | |
| | 7477 PHARM 488 | AC | | 3-16 | | ARR | - | * | ACUTE CARE ENTRY CARDS HSD T329 LONG TERM CARE | |
| >>>> | PHARM 489 | A | | 4-8 | | ARR | - | * | DRUG INFORMATION ENTRY CARDS HSD T329 HALDNE | |
| | 7479 PHARM 492 | A | | 2 | | M | 230-420 | HSB T479 | PHARM SERVICES LTC | PLEIN |
| >>>> | PHARM 495 | A | | VAR | | ARR | - | * | SPEC STUDIES PHARM ENTRY CARDS HSD T329 | |
| >>>> | PHARM 499 | A | | VAR | | ARR | - | * | UNDERGRAD RESEARCH ENTRY CARDS HSD T329 | |
| | 7482 PHARM 507 | U | | 1 | | TH | 500-600 PM 900-600 PM | HSB T359 HSB T359A | TOP CLIN PHARMACN CR/NC ONLY | GIBALDI, M. |
| | 7483 PHARM 520 | A | | 1 | | T | 330-420 330-420 | HSB T359 HSB T359A | SEMINAR CR/NC ONLY | |
| | 7484 PHARM 583 | A | | 5 | | M W F | 130-320 130-320 | HSB T360 HSB T360 | ADV CLIN PH THERA | HORN, J. |
| >>>> | PHARM 587 | A | | VAR | | ARR | - | * | ADV INPT CLERKSHIP CR/NC ONLY ENTRY CARDS HSD T341 | |
| >>>> | PHARM 588 | A | | VAR | | ARR | - | * | ADV OUTPT CLERKSHIP CR/NC ONLY ENTRY CARDS HSD T341 | |
| >>>> | PHARM 589 | A | | VAR | | ARR | - | * | ADV DIS CLERKSHIP CR/NC ONLY ENTRY CARDS HSD T341 | HALDNE |
| >>>> | PHARM 600 | A | | VAR | | ARR | - | * | INDEPNMNT STDY/RSCH CR/NC ONLY ENTRY CARDS HSD T341 | HALDNE |

MEDICINAL CHEMISTRY

| | | | | | | | | | | |
|------|----------------|----|----|-----|--|-------|--------------------|-----------------------|--|-------------|
| | 7489 MEDCH 350 | A | | 3 | | M W F | 830-920 830-920 | HSB T931 HSB T931A | MED POISONOUS PLANTS | BRADY, L. |
| | 7490 MEDCH 440 | A | | 3 | | M W F | 930-1020 | HSB T639 | MEDICINAL CHEM | NELSON, S. |
| | 7491 MEDCH 440 | AA | CO | | | T | 830-920 | BAG 331A | | NELSON, S. |
| | 7492 MEDCH 440 | AB | CO | | | TH | 830-920 | BAG 331A | | NELSON, S. |
| | 7493 MEDCH 440 | AC | CO | | | T | 930-1020 | BAG 331A | | NELSON, S. |
| | 7494 MEDCH 440 | AD | CO | | | TH | 930-1020 | BAG 331A | | NELSON, S. |
| >>>> | MEDCH 499 | A | | VAR | | ARR | - | * | UNDERGRAD RESEARCH ENTRY CARDS HSD T329 | |
| | 7496 MEDCH 501 | A | | 4 | | ARR | - | * | ADV MEDICNL CHEM | NELSON, S. |
| | 7497 MEDCH 580 | A | | 1 | | TH | 1230-200 | BAG 260 | SEMINAR CR/NC ONLY | DAILLIE, T. |

118

| Sched. Line No. | DEPARTMENT | COURSE | SECTION | CREDITS | PREREQ | TIME | | LOCATION | TITLE AND REMARKS | INSTRUCTOR |
|-----------------|------------|--------|---------|---------|--------|------|------|----------|---------------------|--|
| | | | | | | Day | Hour | | | |
| >>>> | PB AF 600 | A | | VAR | | ARR | - | * | INDEPNMNT STDY/RSCH | MOLTERS, E. KROLL, H. MILLER, E. LOCKE, R. LYDEN, F. ZERBE, R. BRIDON, R. PEALY, R. |
| >>>> | PB AF 604 | A | | 2-6 | | ARR | - | * | DEGREE PROJECT | BROWN, M. ELNDRE, R. LYDEN, F. KROLL, H. PEALY, R. ZERBE, R. MOLTERS, E. DENNY, D. LOCKE, H. |

SCHOOL OF PUBLIC HEALTH AND COMMUNITY MEDICINE

| BIOSTATISTICS | | | | | | | | | | |
|------------------------------------|------|-----------|-------|-----|--|-------|----------------------|-----------------------|--|----------|
| * ENTRY CARDS AVAILABLE IN HSB 600 | | | | | | | | | | |
| | 7533 | BIOST 472 | A | 4 | | M W | 1030-1200 | HSB E212 | INTRO STAT HLTH SCI | DAVIS |
| | 7534 | BIOST 511 | A | 4 | | M W F | 930-1020 | HSB T733 | MED BIOMETRY I NONMAJORS ONLY | VANDELLE |
| | 7535 | BIOST 511 | AA QZ | | | M | 830-920 | HSB T479 | | |
| | 7536 | BIOST 511 | AB QZ | | | M | 1130-1220 | HSB T530 | | |
| | 7536 | BIOST 511 | AD QZ | | | M | 1130-1220 | HSB T530A | | |
| >>>> | 7537 | BIOST 511 | B | 4 | | M W F | 930-1020 | HSB T739 | MAJORS ONLY | BRESLOW |
| >>>> | 7537 | BIOST 511 | BA QZ | | | M | 230-320 | HSB T473 | MAJORS ONLY | |
| | 7539 | BIOST 523 | A | 4 | | M W | 900-1020 900-1020 | HSB T473 HSB T473A | COMPUTER APPL BIOST | FEIGL |
| | 7540 | BIOST 527 | A | 4 | | T TH | 130-300 | HSB T747 | STAT MODEL EPIDEMIO W/EPI 527 A | PETERSON |
| | 7541 | BIOST 570 | A | 3 | | M W F | 130-220 | MED 237 | INTRO LINEAR MODELS W/STAT 570 A | |
| | 7542 | BIOST 574 | A | 3 | | ARR | - | * | STATISTCAL COMPUTING W/STAT 574 A | |
| | 7543 | BIOST 578 | A | 1 | | T TH | 130-300 | MED 237 | SPEC TOP ADV BIOST W/STAT 578 A CR/NC ONLY | FLEMING |
| | 7544 | BIOST 578 | B | VAR | | ARR | - | * | W/STAT 578 B | |
| | 7545 | BIOST 579 | A | 4 | | M W | 830-1020 | ONS 117 | ADV DATA ANALYSIS W/STAT 579 A | BUYA |
| | 7546 | BIOST 580 | A | 1 | | TH | 330-500 | HSB T739 | BIOSTAT SMR CR/NC ONLY | |
| >>>> | 7546 | BIOST 590 | A | VAR | | ARR | - | * | BIOSTAT CONSULTING CR/NC ONLY | |

ENVIRONMENTAL HEALTH

| * ENTRY CARDS AVAILABLE IN HSB 461 | | | | | | | | | | |
|------------------------------------|------|----------|---|---|--|-------|--------------------|-----------------------|--------------------|----------------|
| | 7546 | ENVH 411 | A | 3 | | T TH | 130-320 | HSB E216 | INT TO ENVIRN HLTH | TRESER, C. D. |
| >>>> | 7546 | ENVH 430 | A | 3 | | M W F | 130-420 130-420 | HSB T859 HSB T859A | ENVIRN SAMPLING I | METZLER, T. P. |

| | | | | | | | | |
|----------------------|-----------|-------|-----|-------|-----------|----------|---|--------------|
| 7498 | MEDCH 582 | U | 1 | M | 730-1030P | BAG 331 | TOPICS IN MED CHEM | DAILLIE,T. |
| 7499 | MEDCH 600 | A | VAR | ARR | - | • • | INDEPENDNT STDY/RSCH CR/NC ONLY | |
| 7500 | MEDCH 700 | A | VAR | ARR | - | • • | MASTERS THESIS CR/NC ONLY | |
| 7501 | MEDCH 800 | A | VAR | ARR | - | • • | DOCTORAL DISSERTATN CR/NC ONLY | |
| PHARMACEUTICS | | | | | | | | |
| 7502 | PCEUT 331 | A | 4 | M W F | 1030-1120 | HSB T753 | GEN & PHYS PRINCIP | TOOTHAKER,R. |
| 7503 | PCEUT 331 | AN LB | | M | 230-520 | HSB T482 | | TOOTHAKER,R. |
| 7504 | PCEUT 331 | AD LB | | M | 230-520 | HSB T464 | | TOOTHAKER,R. |
| 7505 | PCEUT 331 | AP LB | | T | 130-420 | HSB T482 | | TOOTHAKER,R. |
| | | | | W | 130-420 | HSB T484 | | |
| | | | | W | 230-520 | HSB T482 | | |
| | | | | W | 230-520 | HSB T484 | | |
| 7506 | PCEUT 405 | A | 3 | M W F | 1130-1220 | HSB T747 | BIOPHARM & PMCDK | |
| >>>>> | PCEUT 499 | A | VAR | ARR | - | • • | UNDERGRAD RESEARCH ENTRY CARDS HSB T329 | |
| 7508 | PCEUT 520 | A | 1 | TH | 1230-200 | BAG 260 | SEMINAR M/MEDCH 520 A CR/NC ONLY | SLATTERY,J. |
| 7509 | PCEUT 583 | A | 1 | ARR | - | • • | TOPICS IN PCEUT CR/NC ONLY | LEVY,R. |
| 7510 | PCEUT 600 | A | VAR | ARR | - | • • | INDEPENDNT STDY/RSCH CR/NC ONLY | |
| 7511 | PCEUT 700 | A | VAR | ARR | - | • • | MASTERS THESIS CR/NC ONLY | |
| 7512 | PCEUT 800 | A | VAR | ARR | - | • • | DOCTORAL DISSERTATN CR/NC ONLY | |

SCHOOL OF PUBLIC AFFAIRS

PUBLIC AFFAIRS

* ENTRY CARDS AVAILABLE IN SMI H253

| | | | | | | | | |
|-------|-----------|-------|---|------|-----------|----------|---------------------------------------|--------------------|
| >>>>> | PB AF 501 | U | 3 | M | 530-700 P | SMI 102 | PUB POL & ADMIN M/POL 5 570 U | ELMDRE,R. |
| >>>>> | PB AF 501 | UA QZ | | T | 130-320 | SMI 305 | M/POL 5 570 LA | DENNY,B. |
| >>>>> | PB AF 501 | UB QZ | | W | 1030-1220 | SMI 109 | M/POL 5 570 UB | WILLIAMS,M. |
| >>>>> | PB AF 501 | UC QZ | | TH | 530-720 P | SMI 115 | M/POL 5 570 UC | WILLIAMS,M. |
| >>>>> | PB AF 509 | A | 3 | T | 130-320 | SMI 115 | PUB ORGANIZATN THRY | KROLL MILLER |
| >>>>> | PB AF 509 | B | 3 | F | 1030-1220 | SMI 309 | | |
| >>>>> | PB AF 514 | A | 3 | M W | 130-320 | SMI 107 | POL IMPLEMENTATION | ELMDRE,R. |
| >>>>> | PB AF 516 | A | 3 | T TH | 1030-1200 | THD 325 | MICROECON POL ANAL | ZERBE,R. |
| >>>>> | PB AF 519 | A | 3 | T TH | 130-320 | SAV 127 | POLICY ANAL WPKSHOP | WILLIAMS,M. |
| 7522 | PB AF 520 | U | 3 | M | 700-900 P | SMI 105 | FED DEL SYS DOM POL | STAFFORD |
| 7523 | PB AF 521 | U | 3 | T | 430-620 P | SAV 127 | PUB MGT PLAN & DES | LYDEN,F. |
| >>>>> | PB AF 532 | A | 3 | M W | 1030-1200 | SAV 142 | REGULATORY THEORY M/ECOM. 532 A | ZERBE,R. |
| 7525 | PB AF 534 | A | 3 | M | 130-320 | SMI 113 | AMER FOR POL FORM M/POL 5 534 A | DENNY,B. |
| 7526 | PB AF 540 | A | 3 | F | 1030-1220 | MDR 226 | SOC MANAGE TECH I M/CIVE 540 A | MENK,E. |
| >>>>> | PB AF 571 | U | 3 | TH | 430-620 P | SMI 309 | HUMAN TALENT POLICY | BRODIN,M. |
| 7528 | PB AF 577 | A | 3 | T TH | 930-1100 | HSB E216 | RISK ASSESSMENT M/ENHV 577 A | OHENN FAUSTMAN-WAT |
| 7529 | PB AF 586 | A | 3 | M | 330-520 | SAV 326 | INT SCI TECH POL | MILES,E. |
| >>>>> | PB AF 590 | A | 3 | T | 130-320 | SAV 131 | MID-CAREER SEMINAR CR/NC ONLY SMI 040 | HILLER,E. |

H=HONORS #="PERMISSION SIGNATURE" *NEW COURSE (SEE FRONT OF TIME SCHEDULE)
 >>> ENROLLMENT IN THIS SECTION IS LIMITED, AND STUDENTS MUST OBTAIN ENTRY CARDS. THE SCHEDULE LINE NUMBER IS PRINTED ON THE ENTRY CARD AND MUST BE MARKED ON THE OF-SCAN REGISTRATION FORM. BOTH THE OF-SCAN FORM AND CARD MUST BE TURNED IN TO REGISTER.

| | | | | | | | | |
|---------------------|----------|---|-----|-------|-----------|-----------|--|---|
| 7550 | ENVH 440 | A | 4 | M M F | 830-920 | HSB T474 | WATER & WASTE SANIT | HAYLEN,J.B. |
| | | | | T TH | 830-920 | HSB T474 | | |
| 7551 | ENVH 453 | A | 4 | M W | 930-1020 | HSB T359 | INDUSTRIAL HYGE SAFETY | MORGAN,M.S. |
| | | | | M M | 930-1020 | HSB T359 | | MORSTMAN,S.W. |
| | | | | T TH | 930-1020 | HSB T330 | | |
| | | | | T TH | 930-1020 | HSB T330 | | |
| 7552 | ENVH 460 | A | 2 | TH | 1030-1220 | HSB T474 | ACCIDENT PREVENTN | FREEMAN |
| >>>>> | ENVH 479 | A | 1 | M | 1030-1120 | HSB T641 | ENV RESEARCH DESIGN | TRESER,C.D. |
| >>>>> | ENVH 480 | A | VAR | M | 1030-1120 | HSB T641 | ENVRMNTL HLTH PRDGS | TRESER,C.D. |
| >>>>> | ENVH 482 | A | 2-6 | ARR | - | • • | FIELD PRAC-TECHNLGY CR/NC ONLY | TRESER,C.D. |
| >>>>> | ENVH 483 | A | 6 | ARR | - | • • | FIELD PRAC-PROG PLM CR/NC ONLY | TRESER,C.D. |
| >>>>> | ENVH 484 | A | 3 | ARR | - | • • | FIELD PRAC-COMM RES CR/NC ONLY | TRESER,C.D. |
| >>>>> | ENVH 499 | A | VAR | F | 1030-1120 | HSB T641 | UNDERGRAD RESEARCH | TRESER,C.D. |
| 7559 | ENVH 550 | A | 2 | T TH | 330-420 | HSB T474 | PARTICLE MICROSCOPY | LUCHTEL,D.L. |
| | | | | | 330-520 | HSB F562 | | |
| 7560 | ENVH 552 | A | 3 | M M F | 830-920 | HSB T663 | TOXIC CHEMICALS | KALMAN |
| 7561 | ENVH 562 | A | 4 | M W | 1230-220 | HSB T663A | TEC ASP OFSAF HLTH | FREEMAN |
| 7562 | ENVH 564 | A | 2 | F | 930-1020 | HSB T478 | HLTH & SAF PRGD-IMD | FREEMAN,S.N. |
| | | | | | | | | MORSTMAN,S.W. |
| 7563 | ENVH 577 | A | 3 | T TH | 930-1100 | HSB D209 | RISK ASSESSMENT M/CEWA 577 A | OHENN,G.S. |
| 7564 | ENVH 580 | A | 1 | TH | 1230-120 | HSB T473 | ENVIORN SEMINAR CR/NC ONLY | LUCHTEL,D.L. |
| | | | | TH | 1230-120 | HSB T473A | | |
| 7565 | ENVH 581 | A | 1 | T | 130-220 | HSB T360A | ENVIORN READING | KOENIG,J.O. |
| | | | | | | | | LUCHTEL,D.L. |
| >>>>> | ENVH 590 | A | 1-6 | ARR | - | • • | SELECTED TOPICS CR/NC ONLY | EATON KALMAN MORSTMAN MORGAN WILSON,J.T. |
| >>>>> | ENVH 590 | B | 1-6 | T | 1100-100 | UNW 01404 | CR/NC ONLY | |
| >>>>> | ENVH 590 | C | 2 | ARR | - | • • | CR/NC ONLY | |
| >>>>> | ENVH 590 | D | 1-6 | ARR | - | • • | CR/NC ONLY | ROSENSTOCK,L |
| >>>>> | ENVH 599 | A | 2-6 | ARR | - | • • | FIELD STUDIES CR/NC ONLY | |
| >>>>> | ENVH 600 | A | VAR | ARR | - | • • | INDEPENDNT STDY/RSCH | EATON WILSON MORSTMAN MORGAN |
| >>>>> | ENVH 700 | A | VAR | ARR | - | • • | MASTERS THESIS | EATON WILSON KETZLER MORSTMAN MORGAN KALMAN |
| EPIDEMIOLOGY | | | | | | | | |
| 7573 | EPI 420 | A | 3 | T TH | 830-1000 | HSB T639 | INTRO TO EPIDEMIO | KOBAYASI,J. |
| >>>>> | EPI 497 | A | VAR | ARR | - | • • | EPI SPEC ELECTVS CR/NC ONLY ENTRY CARDS HSB F259 | HARRIS,J. |
| >>>>> | EPI 499 | A | VAR | ARR | - | • • | UNDERGRAD RESEARCH CR/NC ONLY ENTRY CARDS HSB F259 | |
| >>>>> | EPI 511 | A | 3 | T TH | 830-1020 | HSB T739 | PRIN EPIDEMIOLOGY ENTRY CARDS HSB F259 | GALE,J. |
| >>>>> | EPI 526 | A | 3 | T | 1030-1220 | HSB T474 | ZOOONOTIC DISEASES ENTRY CARDS HSB F259 | DIGIACOMO RAUSCH |
| 7576 | EPI 527 | A | 4 | T TH | 130-300 | HSB T747 | STAT MODEL EPIDEMIO M/BIOST 527 A | MC KNIGHT |

H=HONORS #="PERMISSION SIGNATURE" *NEW COURSE (SEE FRONT OF TIME SCHEDULE)
 >>> ENROLLMENT IN THIS SECTION IS LIMITED, AND STUDENTS MUST OBTAIN ENTRY CARDS. THE SCHEDULE LINE NUMBER IS PRINTED ON THE ENTRY CARD AND MUST BE MARKED ON THE OF-SCAN REGISTRATION FORM. BOTH THE OF-SCAN FORM AND CARD MUST BE TURNED IN TO REGISTER.

SCHOOL OF PUBLIC HEALTH AND COMMUNITY MEDICINE

| Sched. Line No. | DEPARTMENT | COURSE | TERM | SECTION | CREDITS | H HOURS | P PER WK | TIME | | LOCATION | TITLE AND REMARKS | INSTRUCTOR |
|-----------------|------------|--------|------|---------|---------|------------|----------------|------|---------|----------|--|--|
| | | | | | | | | Day | Hour | | | |
| 7579 | EPI | 583 | A | 1 | 1 | | | T | 330-500 | HSB T739 | EPIDEMIO. SEMINAR CR/NC ONLY | WHITE, N. CHU, J. |
| >>>> | EPI | 590 | A | 2-6 | 2-6 | | | ARR | - | * | SELECTED TOPICS CR/NC ONLY ENTRY CARDS HSB F259 | |
| >>>> | EPI | 598 | A | 1-3 | 1-3 | | | ARR | - | * | DIIDACTIC EPIDEM CR/NC ONLY ENTRY CARDS HSB F259 | GALE, J. |
| >>>> | EPI | 600 | A | VAR | VAR | | | ARR | - | * | INDEPENDNT STDY/RSCH CR/NC ONLY ENTRY CARDS HSB F259 | WEISS, N. GALE, J. FDY, H. KOEPESELL, T. PETERSON, D. |
| >>>> | EPI | 700 | A | VAR | VAR | | | ARR | - | * | MASTERS THESIS CR/NC ONLY ENTRY CARDS HSB F259 | EMANUEL, I. GALE, J. DALING, J. THOMAS, D. WEISS, N. KOEPESELL, T. FDY, H. STAMM, M. LEE, J. |
| >>>> | EPI | 800 | A | VAR | VAR | | | ARR | - | * | DOCTDRAL DISSERTATN CR/NC ONLY ENTRY CARDS HSB F259 | DALING, J. EMANUEL, I. FDY, H. THOMAS, D. LEE, J. WEISS, N. STAMM, M. KOEPESELL, T. |

HEALTH SERVICES

| * ENTRY CARDS PICKED UP IN HSB F946 | | | | | | | | | | | | |
|-------------------------------------|------------|--------|------|---------|---------|------------|----------------|-------|-----------|------------------------|--|---------------------------|
| Sched. Line No. | DEPARTMENT | COURSE | TERM | SECTION | CREDITS | H HOURS | P PER WK | Day | Hour | LOCATION | TITLE AND REMARKS | INSTRUCTOR |
| >>>> | HSERV | 499 | A | VAR | VAR | | | ARR | - | * | UNDERGRAD RESEARCH | |
| >>>> | HSERV | 511 | A | 4 | 4 | | | M W | 1030-1220 | HSB T739 | HLTH SERV/CD CARE | |
| >>>> | HSERV | 512 | A | 3 | 3 | | | M W F | 830-920 | HSB T639 | HLTH SYSTEMS DEVEL | |
| >>>> | HSERV | 531 | A | 1-12 | 1-12 | | | ARR | - | * | SPEC ST COMM MED | |
| >>>> | HSERV | 540 | A | 3 | 3 | | | M W | 1030-1200 | HSB T663A HSB T663A | AMB CARE ORG/MSMT | |
| >>>> | HSERV | 542 | A | 3 | 3 | | | T TH | 800-930 | HSB T474A | LONG-TERM CARE | WINN, S. |
| >>>> | HSERV | 554 | A | 3 | 3 | | | T TH | 1030-1200 | HSB T931 HSB T931A | SOC HLTH & ILLNESS W/SOC 561 A | DURHAM, N. HUGHES, R. |
| 7592 | HSERV | 572 | A | 4 | 4 | | | T TH | 130-320 | HSB T474A | HEALTH PLANNING | BLACKMAN, A. |
| >>>> | HSERV | 573 | A | 3 | 3 | | | M W | 900-1030 | HSB T641 | PROGRAM EVALUATION | BERGNER, N. |
| >>>> | HSERV | 581 | A | 2 | 2 | | | ARR | - | * | RESEARCH DESIGN I CR/NC ONLY | PERRIN, E. |
| >>>> | HSERV | 590 | A | VAR | VAR | | | ARR | - | * | SELECT TOPICS CL SCHOLAR SEMINAR | INUI, T. LODGEFORD, J. |
| >>>> | HSERV | 590 | B | VAR | VAR | | | ARR | - | * | DEPT. SEMINAR FAM. MED. SEMINAR | GORDON, M. |
| >>>> | HSERV | 590 | C | VAR | VAR | | | ARR | - | * | SEM SPEC TOPICS I | |
| >>>> | HSERV | 591 | A | 1-4 | 1-4 | | | ARR | - | * | SEM SPEC TOPICS II | |
| >>>> | HSERV | 591 | B | 1-4 | 1-4 | | | ARR | - | * | FLD ANA PRJ/RES REP | |
| >>>> | HSERV | 592 | A | 1-4 | 1-4 | | | ARR | - | * | INDEPENDNT STDY/RSCH | |
| >>>> | HSERV | 595 | A | 1-3 | 1-3 | | | ARR | - | * | MASTERS THESIS | |
| >>>> | HSERV | 600 | A | VAR | VAR | | | ARR | - | * | MASTERS THESIS | |
| >>>> | HSERV | 700 | A | VAR | VAR | | | ARR | - | * | MASTERS THESIS | |
| PATHOBIOLOGY | | | | | | | | | | | | |
| >>>> | PABIO | 498 | A | VAR | VAR | | | ARR | - | * | UNDERGRAD THESIS CR/NC ONLY ENTRY CARDS HSB F161 | |

| Sched. Line No. | DEPARTMENT | COURSE | TERM | SECTION | CREDITS | H HOURS | P PER WK | TIME | | LOCATION | TITLE AND REMARKS | INSTRUCTOR |
|--|------------|--------|------|---------|---------|------------|----------------|----------|-----------|--------------------|---|-------------------------------|
| | | | | | | | | Day | Hour | | | |
| 7642 | H SCI | 401 | A | 2 | 2 | | | T TH | 830-920 | CLK 119 | MILITARY SC 4 ADV PLUS SUBST COURSE WEEKEND FLD TRIP PLUS SUBST COURSE | CONNEL |
| 7643 | H SCI | 401 | B | 2 | 2 | | | T TH | 930-1020 | CLK 119 | WEEKEND FIELD TRIP PLUS SUBST COURSE | CONNEL |
| 7644 | H SCI | 401 | C | 2 | 2 | | | T TH | 130-220 | CLK 119 | WEEKEND FIELD TRIP PLUS SUBST COURSE WEEKEND FIELD TRIP | CONNEL |
| NAVAL SCIENCE | | | | | | | | | | | | |
| * NON-NAVAL ROTC STUDENTS MUST OBTAIN PERMISSION FROM INSTR PRIOR TO ENROLLMENT IN ANY NAVAL SCIENCE COURSE. | | | | | | | | | | | | |
| 7645 | H SCI | 111 | A | 3 | 3 | | | M W F | 930-1020 | CLK 120 | THE NAVAL SERVICE | DINN, N. J. |
| 7646 | H SCI | 111 | B | 3 | 3 | | | M W F | 1030-1120 | CLK 120 | THE NAVAL SERVICE | DINN, N. J. |
| 7647 | H SCI | 111 | C | 3 | 3 | | | M W F | 1230-120 | SIG 126 CMU 120 | THE NAVAL SERVICE | DINN, N. J. |
| 7648 | H SCI | 211 | A | 3 | 3 | | | M W TH F | 830-920 | THD 234 | NAVAL WEAPON SYSTMS | HARRELL, G. D. |
| 7649 | H SCI | 211 | B | 3 | 3 | | | M W TH F | 1130-1220 | CLK 120 | NAVAL WEAPON SYSTMS | HARRELL, G. D. |
| 7650 | H SCI | 211 | C | 3 | 3 | | | M W TH F | 130-220 | CLK 120 | NAVAL WEAPON SYSTMS | HARRELL, G. D. |
| >>>> | H SCI | 311 | A | 3 | 3 | | | T TH | 830-1020 | CLK 203 | NAVIGATION ENTRY CARDS CLK 207 | COCHRAN PYLLE, G. G. |
| >>>> | H SCI | 311 | B | 3 | 3 | | | M W | 130-320 | CLK 203 | NAVIGATION ENTRY CARDS CLK 207 | COCHRAN PYLLE, G. G. |
| 7653 | H SCI | 321 | A | 3 | 3 | | | M TH | 800-920 | CLK 320 | EVOL OF WARFARE I | DOTTERRER, D. JONES, R. E. |
| 7654 | H SCI | 411 | A | 3 | 3 | | | M W TH F | 730-820 | CLK 203 | PSYCH OF LEADERSHIP | SMITH, J. C. |
| 7655 | H SCI | 411 | B | 3 | 3 | | | M W TH F | 230-320 | CLK 203 | PSYCH OF LEADERSHIP | SMITH, J. C. |

SCHOOL OF SOCIAL WORK

| SOCIAL WORK | | | | | | | | | | | | |
|---|------------|--------|------|---------|---------|------------|----------------|-------|-----------|----------|---------------------------------|-------------------------------|
| * ENTRY CARDS AVAILABLE FOR UNDERGRADS IN SMS 423 | | | | | | | | | | | | |
| * ENTRY CARDS AVAILABLE FOR GRADUATES IN SMS 08A | | | | | | | | | | | | |
| Sched. Line No. | DEPARTMENT | COURSE | TERM | SECTION | CREDITS | H HOURS | P PER WK | Day | Hour | LOCATION | TITLE AND REMARKS | INSTRUCTOR |
| 7656 | SOC W | 300 | A | 3 | 3 | | | M W F | 930-1020 | DEN 305 | HST APR 5 MLFR | BERLEMAN, W. C. |
| >>>> | SOC W | 405 | A | 2/4 | 2/4 | | | M | 1030-1220 | SMS B010 | FIELDWRK SEMINAR | |
| >>>> | SOC W | 405 | B | 2/4 | 2/4 | | | T | 1030-1220 | SMS B010 | FIELDWRK SEMINAR | |
| >>>> | SOC W | 405 | C | 2/4 | 2/4 | | | T | 130-320 | SMS 230 | FIELDWRK SEMINAR | |
| >>>> | SOC W | 409 | A | 1-5 | 1-5 | | | ARR | - | * | READINGS IN SOC W | |
| >>>> | SOC W | 409 | B | 1-5 | 1-5 | | | ARR | - | * | READINGS IN SOC W | |
| >>>> | SOC W | 415 | A | 4 | 4 | | | ARR | - | * | BEGIN FIELD INSTR CR/NC ONLY | BERLEMAN, W. C. KELLEY, J. |
| >>>> | SOC W | 415 | B | 6 | 6 | | | ARR | - | * | BEGIN FIELD INSTR CR/NC ONLY | BERLEMAN, W. C. KELLEY, J. |
| >>>> | SOC W | 421 | A | 3 | 3 | | | M F | 1030-1200 | SIG 427 | METH CHLD CR & TRMT | KELLEY, J. |
| >>>> | SOC W | 433 | A | 3 | 3 | | | M F | 130-300 | JHN 006 | COMM RES TRALC & OR | |
| >>>> | SOC W | 501 | A | 3 | 3 | | | F | 930-1220 | SMS 125 | SW IN MINORITY COMM | NORTHWOOD, L. |
| >>>> | SOC W | 502 | A | 3 | 3 | | | M | 130-320 | SMS 026 | INC MAINT HLTH CARE | DUPICA, M. H. |
| >>>> | SOC W | 502 | B | 3 | 3 | | | M | 130-320 | SMS 030 | INC MAINT HLTH CARE | DUPICA, M. H. |
| >>>> | SOC W | 502 | C | 3 | 3 | | | M | 130-320 | SMS 0014 | INC MAINT HLTH CARE | DUPICA, M. H. |
| >>>> | SOC W | 502 | D | 3 | 3 | | | M | 130-320 | SMS 038 | INC MAINT HLTH CARE | DUPICA, M. H. |
| >>>> | SOC W | 502 | E | 3 | 3 | | | M | 130-320 | SMS 230 | INC MAINT HLTH CARE | DUPICA, M. H. |
| >>>> | SOC W | 502 | U | 3 | 3 | | | TH | 630-820 P | SMS 026 | INC MAINT HLTH CARE | DUPICA, M. H. |
| >>>> | SOC W | 504 | A | 3 | 3 | | | F | 1030-1220 | SMS 026 | SOC PRDB & SOC MELF | |
| >>>> | SOC W | 504 | B | 3 | 3 | | | M | 830-1020 | SMS 026 | SOC PRDB & SOC MELF | |
| >>>> | SOC W | 504 | C | 3 | 3 | | | TH | 830-1120 | SMS 030 | SOC PRDB & SOC MELF | |
| >>>> | SOC W | 508 | A | 2 | 2 | | | TH | 330-520 | SMS 125 | INTEGRATIVE SPHR CR/NC ONLY | DAVID, M. J. |
| >>>> | SOC W | 508 | B | 2 | 2 | | | TH | 430-620 P | SMS 230 | INTEGRATIVE SPHR CR/NC ONLY | DAVID, M. J. |
| >>>> | SOC W | 508 | C | 1 | 1 | | | TH | 330-500 | SMS B010 | INTEGRATIVE SPHR CR/NC ONLY | DAVID, M. J. |
| >>>> | SOC W | 508 | D | 2 | 2 | | | TH | 330-520 | SMS B012 | INTEGRATIVE SPHR CR/NC ONLY | DAVID, M. J. |
| >>>> | SOC W | 508 | E | 2 | 2 | | | F | 330-500 | SMS 014 | INTEGRATIVE SPHR CR/NC ONLY | DAVID, M. J. |
| >>>> | SOC W | 508 | F | 2 | 2 | | | TH | 1030-1220 | SMS 125 | INTEGRATIVE SPHR CR/NC ONLY | DAVID, M. J. |
| >>>> | SOC W | 508 | G | 2 | 2 | | | F | 330-500 | SMS B012 | INTEGRATIVE SPHR CR/NC ONLY | DAVID, M. J. |

Table listing reserve officers training programs including Undergrad Research, Parasite Biochem, Pathobiology Smr, Cur Lit Pathobiol, Membrane Seminar, Selected Topics, Didactic Pathobiol, Indepndt Stdy/Rsch, and Masters Thesis.

Table listing various courses and programs such as Soc W 508 H, Soc W 509 A, Soc W 515 A, Soc W 529 A, Soc W 532 A, Soc W 533 A, Soc W 533 E, Soc W 535 A, Soc W 541 A, Soc W 543 A, Soc W 560 A, Soc W 561 A, Soc W 564 U, Soc W 566 A, Soc W 575 A, Soc W 590 A, Soc W 591 A, Soc W 592 A, Soc W 600 A, Soc W 700 A.

RESERVE OFFICERS TRAINING PROGRAM

AEROSPACE STUDIES

Table for Aerospace Studies listing Aerospace Students Must Reserve Th 7:00-8:15 For Leadership Lab and Aerospace Stdy's 100, 200, 300, 400.

MILITARY SCIENCE

Table for Military Science listing Military Science Students Must Take Spch 220 Prior To Enrollment As Ms Iv, and either Encl A49 Req During Senior Year, Military Sc 1 Basic, Military Sc 2 Basic, and Military Sc 3 Adv.

121

H=HONORS # PERMISSION SIGNATURE %=NEW COURSE (SEE FRONT OF TIME SCHEDULE)
>>> ENROLLMENT IN THIS SECTION IS LIMITED, AND STUDENTS MUST OBTAIN ENTRY CARDS, THE SCHEDULE LINE NUMBER IS PRINTED ON THE ENTRY CARD AND MUST BE MARKED ON THE OF-SCAN REGISTRATION FORM, BOTH THE OF-SCAN FORM AND CARD MUST BE TURNED IN TO REGISTER.

H=HONORS # PERMISSION SIGNATURE %=NEW COURSE (SEE FRONT OF TIME SCHEDULE)
>>> ENROLLMENT IN THIS SECTION IS LIMITED, AND STUDENTS MUST OBTAIN ENTRY CARDS, THE SCHEDULE LINE NUMBER IS PRINTED ON THE ENTRY CARD AND MUST BE MARKED ON THE OF-SCAN REGISTRATION FORM, BOTH THE OF-SCAN FORM AND CARD MUST BE TURNED IN TO REGISTER.

ELLIS, J.A. TEATHER, E.C.

HANNEMAN, C.F. STIER, F.R. HANNEMAN, C.F. STIER, F.R.

HANNEMAN, C.F. STIER, F.R. HANNEMAN, C.F. STIER, F.R.

STIER, F.R.

RESNICK, H.

HERRICK, J.E.

SCHOOL OF SOCIAL WORK

| Sched. Line No. | DEPARTMENT | COURSE | TERM | SECTION | CREDITS | H | P | R | M | W | F | TIME | | LOCATION | TITLE AND REMARKS | INSTRUCTOR |
|-----------------|------------|--------|------|---------|---------|---|---|---|---|---|---|------|------|----------|-------------------|------------|
| | | | | | | | | | | | | Day | Hour | | | |

SOCIAL WELFARE

| * ENTRY CARDS AVAILABLE IN SMS 010A | | | | | | | | | | | | | | | | |
|-------------------------------------|--|------|-----|---|-----|---|-----|--|-----------|---------|--|--|--|--|-------------------------------|--|
| >>>> | | SOCL | 552 | A | 3 | > | T | | 130-320 | SWS 125 | | | | | PVRTY ANGLD-AMER EX | |
| >>>> | | SOCL | 553 | A | 3 | > | M | | 130-320 | SWS 125 | | | | | CONTRP SOC WELF POL | |
| >>>> | | SOCL | 580 | A | 3 | > | TH | | 1030-1220 | SWS 230 | | | | | ADV RSRCH METH6DSGN | |
| >>>> | | SOCL | 582 | A | 1-3 | > | ARR | | - | * * | | | | | RESEARCH PRACTICUM CR/NC ONLY | |
| >>>> | | SOCL | 583 | A | 1-3 | > | ARR | | - | * * | | | | | RESEARCH PRACTICUM CR/NC ONLY | |
| >>>> | | SOCL | 600 | A | VAR | > | ARR | | - | * * | | | | | INDEPNWT STDY/RSCH | |
| >>>> | | SOCL | 800 | A | VAR | > | ARR | | - | * * | | | | | DOCTORAL DISSERTATN | |

FRIDAY HARBOR LABORATORIES

BOTANY


| | | | | | | | | | | | | | | | | |
|------|-----|-----|---|-----|-----|---|-----|--|--|--|--|--|--|--|--------------------------------|--|
| 7746 | BOT | 600 | B | VAR | ARR | - | * * | | | | | | | | INDEPNWT STDY/RSCH CR/NC ONLY | |
| 7747 | BOT | 700 | B | VAR | ARR | - | * * | | | | | | | | MASTERS THESIS CR/NC ONLY | |
| 7748 | BOT | 800 | B | VAR | ARR | - | * * | | | | | | | | DOCTORAL DISSERTATN CR/NC ONLY | |

ZOOLOGY

| | | | | | | | | | | | | | | | | |
|------|------|-----|---|-----|-----|---|-----|--|--|--|--|--|--|--|--------------------------------|--|
| 7749 | ZOOL | 600 | B | VAR | ARR | - | * * | | | | | | | | INDEPNWT STDY/RSCH CR/NC ONLY | |
| 7750 | ZOOL | 700 | B | VAR | ARR | - | * * | | | | | | | | MASTERS THESIS CR/NC ONLY | |
| 7751 | ZOOL | 800 | B | VAR | ARR | - | * * | | | | | | | | DOCTORAL DISSERTATN CR/NC ONLY | |

| Sched. Line No. | DEPARTMENT | COURSE | TERM | SECTION | CREDITS | H | P | R | M | W | F | TIME | | LOCATION | TITLE AND REMARKS | INSTRUCTOR |
|-----------------|------------|--------|------|---------|---------|---|---|---|---|---|---|------|------|----------|-------------------|------------|
| | | | | | | | | | | | | Day | Hour | | | |

Some burns take 100 years to heal.



Ad
Council

A Public Service of This Magazine & The Advertising Council

DEPARTMENT, MAJOR, AND COLLEGE CODES

**NONMATRICULATED
COLLEGE CODE - F**

**ARCHITECTURE AND URBAN PLANNING
COLLEGE CODE - F**

| | | |
|-------|-----|------------------------|
| ARCH | 050 | PRE MAJOR-ARCHITECTURE |
| B CON | 051 | ARCHITECTURE |
| L ARC | 052 | BUILDING CONSTRUCTION |
| L AR | 053 | LANDSCAPE ARCHITECTURE |
| UFP | 054 | URBAN PLANNING |
| | 057 | ENVIRONMENTAL DESIGN |
| | 058 | VISITING STUDENT ARCH |

**ARTS AND SCIENCES
COLLEGE CODE - C**

| | | |
|-------|-----|-------------------------------------|
| AIS | 101 | AMERICAN INDIAN STUDIES |
| ANTH | 102 | ANTHROPOLOGY |
| ARCHY | 103 | ARCHAEOLOGY |
| PHY A | 104 | PHYSICAL ANTHROPOLOGY |
| ART | 105 | ART |
| ART H | 106 | ART HISTORY |
| ASTR | 107 | ASTROPHYSICS |
| ATM S | 108 | ATMOSPHERIC SCIENCES |
| AAS | 109 | ASIAN AMERICAN STUDIES |
| SISAF | 110 | AFRICAN STUDIES |
| | 111 | CHILD DEV RES GROUP |
| | 112 | BIOLOGY |
| CHSTU | 113 | CHICAGO STUDIES |
| AFRAM | 114 | AFRIC AMER STUDIES GROUP |
| BOT | 115 | BOTANY |
| | 116 | CLASSICAL STUDIES |
| CHEM | 117 | CHEMISTRY |
| CLAS | 118 | CLASSICS/CLASSICAL LANGUAGES |
| GRK | 119 | GREEK |
| LAT | 120 | LATIN |
| CL AR | 121 | CLASSICAL ARCHAEOLOGY |
| CL LI | 122 | CLASSICAL LINGUISTICS |
| N E | 123 | NEAR EASTERN LANGUAGES & LITERATURE |
| ARAB | 124 | ARABIC |
| HEDR | 125 | HEBREW |
| AKRAD | 126 | ARABIAN |
| PRSN | 127 | PERSIAN |
| TKISH | 128 | TURKISH |
| UGAR | 129 | UGARITIC |
| ARAM | 130 | ARAMAIC |
| CMU | 131 | COMMUNICATIONS |
| C LIT | 132 | COMPARATIVE LITERATURE |
| DANCE | 133 | DANCE |
| DRAMA | 134 | DRAMA & DRAMA ARTS |
| ECON | 135 | ECONOMICS |
| ENGL | 136 | ENGLISH |
| ENGL | 136 | ENGLISH-FRESHMEN |
| ENV S | 137 | INSTITUTE FOR ENVIRONMENTAL STUDIES |

| | | |
|-------|-----|--|
| SIS | 138 | INTERNATIONAL STUDIES |
| SISEA | 139 | EAST ASIA |
| SISME | 140 | MIDDLE EAST |
| SISRE | 141 | RUSSIA & EASTERN EUROPE |
| SISSA | 142 | SOUTH ASIA |
| RELIG | 143 | RELIGIOUS STUDIES-COMPARATIVE RELIGION |
| ASIAN | 144 | ASIAN LANGUAGES & LITERATURE |
| CHIN | 145 | CHINESE |
| ALTAI | 146 | ALTAIC |
| HINDI | 147 | HINDI |
| INDO | 149 | INDIAN |
| JAPN | 151 | JAPANESE |
| KOR | 152 | KOREAN |
| SISLA | 153 | LATIN AMERICAN STUDIES |
| SKRT | 155 | SANSKRIT |
| TAGLG | 156 | TAGALOG |
| TAMIL | 157 | TAMIL |
| THAI | 159 | THAI |
| TIB | 160 | TIBETAN |
| TKIC | 161 | TURKIC |

**BUSINESS ADMINISTRATION
SCHOOL CODE - E**

| | | |
|--------|-----|---|
| B A | 300 | BUSINESS ADMINISTRATION |
| ACCTG | 301 | ACCOUNTING |
| A ORG | 302 | ADMINISTRATIVE THEORY & ORGANIZATIONAL BEHAVIOR |
| ADMIN | 304 | ADMINISTRATION |
| B CMU | 306 | BUSINESS COMMUNICATIONS |
| B ECM | 307 | BUSINESS ECONOMICS |
| B GCS | 308 | BUSINESS, GOVERNMENT & SOCIETY |
| B POL | 309 | BUSINESS POLICY |
| EMBA | 310 | EXECUTIVE MASTER BUS ADMIN GROUP |
| FIN | 316 | FINANCE |
| I BUS | 324 | INTERNATIONAL BUSINESS |
| MKTG | 326 | MARKETING |
| OPMGT | 327 | OPERATIONS MANAGEMENT |
| OPSYS | 328 | OPERATIONS & SYSTEMS ANALYSIS |
| HRMGT | 330 | HUMAN RESOURCE MANAGEMENT |
| Q METH | 332 | QUANTITATIVE METHODS |
| URDE | 339 | URBAN DEVELOPMENT AND REAL ESTATE |
| URDM | 340 | URBAN DEVELOPMENT |
| R INS | 341 | RISK & INSURANCE |
| | 342 | VISITING STUDENT BA |
| TRANS | 344 | TRANSPORTATION |
| BA RM | 347 | BUSINESS ADMINISTRATION RESEARCH METHODS |
| | 349 | GRAD-BA |

**EDUCATION
COLLEGE CODE - H**

| | | |
|-------|-----|---|
| EDUC | 350 | SPEECH & HEARING SCIENCES |
| | 351 | INDEPENDENT STUDY RESEARCH, & FIELD EXPERIENCES |
| | 352 | EDUCATION (FIFTH YEAR) |
| | 353 | ANTHROPOLOGY |
| | 354 | ART |
| | 355 | BIOLOGY |
| | 356 | BUSINESS EDUCATION |
| | 357 | CHEMISTRY |
| | 358 | EARTH SCIENCE |
| | 359 | DRAMA |
| | 360 | ECONOMICS |
| | 361 | AFRIC AMER STUDIES GROUP |
| | 362 | AMERICAN INDIAN STUDIES |
| | 363 | ENGLISH |
| | 364 | INTERNATIONAL STUDIES |
| | 365 | FRENCH |
| | 366 | GEOGRAPHY |
| | 367 | GEOLOGICAL SCIENCES |
| | 368 | GERMAN |
| | 369 | HEALTH EDUCATION |
| | 370 | HISTORY |
| | 371 | ENGLISH AS SECOND LANGUAGE |
| | 372 | INDUSTRIAL EDUCATION |
| | 373 | JOURNALISM |
| | 374 | LATIN OR CLASSICAL STUDIES |
| | 375 | MATHEMATICS |
| | 376 | MUSIC |
| | 377 | KINESIOLOGY |
| | 378 | ASIAN AMERICAN STUDIES |
| | 379 | PHYSICS |
| | 380 | POLITICAL SCIENCE |
| | 381 | BILINGUAL BICULTURAL EDUC |
| | 382 | PRE EDUCATION |
| | 383 | COMPARATIVE LITERATURE |
| | 384 | SOCIETY & JUSTICE |
| | 385 | PSYCHOLOGY |
| | 386 | RUSSIAN |
| | 387 | SPANISH |
| | 388 | SOCIOLOGY |
| | 389 | SPEECH EDUCATION |
| | 390 | COMMUNICATION DISORDERS |
| | 391 | NORWEGIAN OR SWEDISH |
| | 392 | INDIVIDUALLY DESIGNED |
| EDADM | 393 | EDUCATIONAL ADMINISTRATION |
| EDCCI | 394 | EDUCATIONAL CURRICULUM & INSTRUCTION |
| EDHED | 395 | HIGHER EDUCATION |
| EDEPS | 396 | EDUCATIONAL POLICY STUDIES |
| EDPSY | 397 | EDUCATIONAL PSYCHOLOGY |
| EDSPE | 398 | SPECIAL EDUCATION |
| | 399 | NATURAL SCIENCES |

**PHARMACY
SCHOOL CODE - P**

| | | |
|-------|-----|-------------------------|
| PHARM | 610 | PHARMACY |
| | 611 | VISITING STUDENT PHRM |
| MEDCH | 612 | MEDICAL CHEMISTRY |
| PCEUT | 614 | PHARMACEUTICS |
| | 615 | PHARMACY PRACTICE |
| PHR D | 616 | PHARM D |
| PHSCI | 620 | PHARMACEUTICAL SCIENCES |

**RESERVE OFFICER TRAINING PROGRAMS
(SEE SECTION DIRECTLY AFTER THE COLLEGE OF ENGINEERING)**

CONTINUING STUDIES

| | | |
|-------|-----|-------------------------------|
| CSAA | 625 | CS-AERONAUTICS & ASTRONAUTICS |
| CSCEA | 626 | CS-CERAMIC ENGINEERING |
| CSCEB | 627 | CS-CHEMICAL ENGINEERING |
| CSCEC | 628 | CS-CIVIL ENGINEERING |
| CSCEE | 629 | CS-ELECTRICAL ENGINEERING |
| CSCEG | 630 | CS-ENGINEERING |
| CSHSS | 632 | CS-HUMANISTIC-SOCIAL STUDIES |
| CSIE | 633 | CS-INDUSTRIAL ENGINEERING |
| CSME | 634 | CS-MECHANICAL ENGINEERING |
| CSMET | 636 | CS-METALLURGICAL ENGINEERING |
| CSMIN | 637 | CS-MINING ENGINEERING |
| CSME | 638 | CS-NUCLEAR ENGINEERING |
| CSREN | 640 | CS-REHABILITATION MEDICINE |
| CSPPB | 641 | CS-PUBLIC POLICY |
| CSM | 642 | CS SOCIAL WORK |
| CSFOR | 643 | CS-FORESTRY |
| CSPPA | 644 | CS PUBLIC ADMINISTRATION |

INTERDISCIPLINARY GRADUATE PROGRAMS*

| | | |
|------------------|-----|--|
| COLLEGE CODE - R | | |
| BHATH | 652 | BIOLOGY TEACHING GROUP |
| AMATH | 653 | BIO-MATHEMATICS |
| C PHY | 655 | APPLIED MATHEMATICS |
| | 661 | COMPARATIVE PHYSIOLOGY |
| | 662 | DOCTOR OF ARTS PROGRAM |
| | 666 | GRADUATE UNASSIGNED |
| | 668 | GRADUATE VISITING |
| | 669 | NUTRITIONAL SCIENCE |
| LIBR | 671 | LIBRARY & INFORMATION SCI(SCHOOL CODE-S) |
| P PSY | 673 | PHYSIOLOGY PSYCHOLOGY |
| QUAT | 675 | QUATERNARY STUDIES |
| RAD S | 679 | RADIOLOGICAL SCIENCES GROUP |
| | 685 | SOCIAL WELFARE GROUP |
| | 687 | HEALTH ADMINISTRATION GROUP |
| | 689 | NUTRITIONAL SCIENCE |
| IPHD | 690 | INDIVIDUAL PH D PROGRAM |

* IF MAJORS ARE THE SAME AS UNDERGRADUATE MAJORS IN OTHER COLLEGES OR SCHOOLS, THE SAME MAJOR CODE IS USED, BUT IS IDENTIFIED AS A MAJOR IN THE GRADUATE SCHOOL BY THE COLLEGE CODE.

PUBLIC HEALTH AND COMMUNITY MEDICINE

| | | |
|-----------------|-----|------------------------------------|
| SCHOOL CODE - M | | |
| BIOST | 700 | BIOSTATISTICS |
| ENWH | 702 | ENVIRONMENTAL HEALTH |
| EPI | 704 | EPIDEMIOLOGY |
| HSERV | 706 | HEALTH SERVICES |
| PABIO | 708 | PATHOBIOLOGY |
| PC | 715 | PUBLIC HEALTH & COMMUNITY MEDICINE |
| | 717 | VISITING STUDENT P HL |

INTERSCHOOL OR INTERCOLLEGE PROGRAMS

| | | |
|-----------------|-----|---|
| SCHOOL CODE - D | | |
| BIOEN | 745 | BIOENGINEERING (ENGINEERING & MEDICINE) |
| Q SCI | 750 | QUANTITATIVE SCIENCE (FISHERIES & FOREST RESOURCES) |
| SMT | 753 | SOCIAL MANAGEMENT OF TECHNOLOGY |
| U CONJ | 757 | UNIVERSITY CONJOINT |

SLAVC 163 SLAVIC LANGUAGES & LITERATURE
 BULGR 165 BULGARIAN
 CZECH 167 CZECH
 HUNGAR 168 HUNGARIAN
 POLISH 169 POLISH
 ROMAN 170 ROMANIAN
 RUSS 171 RUSSIAN
 SER C 172 SERBO-CROATIAN
 SLAV 174 SLAVIC
 UKR 175 UKRAINIAN
 MUN 178 HUMANITIES
 COPTC179 COPTIC
 COPTC 179 COPTIC
 G IS 183 GENERAL & INTERDISCIPLINARY STUDIES
 G ST 185 GENERAL STUDIES
 GENET 186 GENETICS
 GPHYS 187 GEOPHYSICS
 GEOG 188 GEOGRAPHY
 GEOL 191 GEOLOGICAL SCIENCES
 GERM 192 GERMANICS
 HST 193 HISTORY GENERAL
 HSTAA 194 HISTORY OF THE AMERICAS
 HSTAN 195 ANCIENT & MEDIEVAL HISTORY
 HSTAS 196 HISTORY OF ASIA
 HSTEU 197 MODERN EUROPEAN HISTORY
 NUTR 199 HUMAN NUTR.,DIETETICS & FOODS
 TSCS 200 TEXT SCI & COSTUME STUDIES
 H A&S 201 HONORS
 CHID 202 COMPARATIVE HISTORY OF IDEAS
 LING 203 LINGUISTICS
 SISJE 204 JEWISH STUDIES PROGRAM
 MATH 206 MATHEMATICS
 C SCI 210 COMPUTER SCI
 MICRO 216 MICROBIOLOGY
 MUSIC 217 MUSIC
 MUSAP 218 MUSIC APPLIED
 MUSEN 222 MUSIC ENSEMBLE
 PHIL 221 PHILOSOPHY
 H ED 225 HEALTH EDUCATION
 KINPE 229 KINESIOLOGY PE
 KIN 230 KINESIOLOGY
 PHYS 239 PHYSICS
 PCL S 244 POLITICAL SCIENCE
 245 PRE BA
 246 PRE TEXTILE SCI & COSTUME STUDIES
 247 PRE ARCH & URBAN PLANNING
 249 PRE EDUCATION
 250 PRE PHARMACY
 251 PRE SOCIAL WORK
 252 PRE ARTS
 253 PRE HUMANITIES
 254 PRE SCIENCES
 255 PRE SOCIAL SCIENCE
 256 PRE MAJOR
 257 PRE ENGINEERING
 258 VISITING STUDENT ACS
 PSYCH 262 PSYCHOLOGY
 ROMAN 264 ROMANCE LANGUAGES & LITERATURE
 ROM 265 ROMANCE LINGUISTICS & LITERATURE
 CATA 266 CATALAN
 FREN 268 FRENCH
 ITAL 270 ITALIAN
 PORT 272 PORTUGUESE
 PROV 274 PROVENCAL
 RHN 275 ROMANIAN
 SPAN 276 SPANISH
 SCND 281 SCANDINAVIAN LANGUAGES & LITERATURE
 SCAND 283 SCANDINAVIAN
 DAN 285 DANISH
 FINN 286 FINNISH
 ICEL 288 ICELANDIC
 NORW 289 NORWEGIAN
 SWED 291 SWEDISH
 SO JU 292 SOCIETY & JUSTICE
 SOC 293 SOCIOLOGY
 STAT 294 STATISTICS
 SPCH 295 SPEECH COMMUNICATION
 SPHSC 296 SPEECH & HEARING SCIENCES
 ZOOL 297 ZOOLOGY
 WOMEN 298 WOMEN STUDIES
 299 UNDECLARED 5TH YEAR

ENGINEERING
 COLLEGE CODE - J
 A A 400
 401
 CN E 402
 403
 CIV E 404
 CESH 407
 CETS 408
 CEWA 409
 E E 410
 ENGR 412
 413
 HSS 416
 MEIE 417
 418
 H E 419
 CER E 420
 HSE 421
 NET E 422
 MIN E 426
 427
 NUC E 428
 O ENG 429
 430
 STC 438
 439

RESERVE OFFICIER TRAINING PROGRAMS
 A S 442 AEROSPACE STUDIES
 M SCI 444 MILITARY SCIENCE
 N SCI 446 NAVAL SCIENCE

OCEAN AND FISHERY SCIENCES
 COLLEGE CODE - K
 FISH 451 PRE MAJOR-FISHERIES
 FO SC 452 FISHERIES
 453 FOOD SCIENCE
 454 WILDLIFE SCIENCE
 455 VISITING STUDENT OCEAN/FISH
 OCEAN 456 OCEANOGRAPHY
 IMS 457 INSTITUTE FOR MARINE STUDIES

FOREST RESOURCES
 COLLEGE CODE - L
 FOR R 502 FOREST RESOURCES & PRE MAJOR
 503 WILDLIFE SCIENCE
 504 FOREST SCIENCE
 505 OUTDOOR RECREATION
 506 LOGGING ENGINEERING
 507 FOREST MANAGEMENT
 508 PULP & PAPER SCIENCE
 509 WOOD & FIBER
 510 FOREST RESOURCES (GRAD MAJOR)
 FOR B 514 BIOLOGICAL SCIENCES DIVISION
 FOR M 516 MANAGEMENT & SOCIAL SCIENCES DIVISION
 FOR P 518 PHYSICAL SCIENCES DIVISION
 520 VISITING STUDENT FOR.

NURSING
 SCHDL CODE - N
 NURS 552 PROF NURSING & GRADUATE
 553 NURSING-RN/BS
 555 PRE NURSING
 556 NURSE AFFILIATES
 CHCS 561 COMMUNITY HEALTH CARE SYSTEMS
 PCN 562 PARENT AND CHILD NURSING
 PN 563 PHYSIOLOGICAL NURSING
 PSN 564 PSYCHOSOCIAL NURSING
 567 VISITING STUDENT NURS

MLF S 766 WILDLIFE SCIENCE (FISHERIES & FOREST RESOURCES)
 769 INTERNATIONAL STDS/BA
 764 INTERNATIONAL STDS/FOR R
 765 INTERNATIONAL STDS/MARINE STDS
 766 INTERNATIONAL STDS/PUBLIC AFFAIRS
 767 INTERNATIONAL STDS/LAW

PUBLIC AFFAIRS
 SCHDL CODE - O
 PE AF 770 PUBLIC AFFAIRS

SOCIAL WORK
 SCHDL CODE - T
 SOC W 782 SOCIAL WORK
 SOCWL 785 SOCIAL WELFARE
 787 VISITING STUDENT SOCW

DENTISTRY
 SCHDL CODE - U
 D NYC 800 DENTAL HYGIENE
 COM D 804 COMMUNITY DENTISTRY
 DENT 805 DENTISTRY
 ENDO 808 ENDOCRINOLOGICS
 OOTP 812 ORAL DIAGNOSIS & TREATMENT PLANNING
 ORAL B 816 ORAL BIOLOGY
 ORAL M 817 ORAL MEDICINE
 O S 818 ORAL SURGERY
 ORTHO 821 ORTHODONTICS
 PEDI 824 PEDIATRIC DENTISTRY
 PERIO 826 PERIODONTICS
 PROT 832 PROSTHODONTICS
 RES D 835 RESTORATIVE DENTISTRY
 840 DENTISTRY, CONCURRENT DEGREE PROGRAM
 845 VISITING STUDENT DENT

LAW
 SCHDL CODE - X
 LAW 852 LAW
 LAW A 853 LAW
 LAW B 854 LAW
 855 VISITING STUDENT LAW
 860 LAW, CONCURRENT DEGREE PROGRAM

MEDICINE
 SCHDL CODE - Y
 ANMED 905 ANIMAL MEDICINE
 ANEST 906 ANESTHESIOLOGY
 HUBIO 907 HUMAN BIOLOGY
 BIOC 908 BIOCHEMISTRY
 B STR 909 BIOLOGICAL STRUCTURE
 BI HS 910 BIOMEDICAL HISTORY
 COMJ 911 CONJOINT
 912 C-5 PROGRAM
 MED P 913 MEDICAL PRACTICE
 MED T 914 MEDICAL TECHNOLOGY
 MED 915 MEDICINE
 MICRO 916 MICROBIOLOGY & IMMUNOLOGY
 NR 917 NEUROLOGICAL SURGERY
 NEDED 918 NEEDICAL EDUCATION
 OB GY 919 OBSTETRICS & GYNECOLOGY
 O T 920 OCCUPATIONAL THERAPY
 OPHTH 921 OPHTHALMOLOGY
 ORTMP 922 ORTHOPAEDICS
 OTOL 923 OTOLARYNGOLOGY
 PATH 924 PATHOLOGY
 PEDI 925 PEDIATRICS
 PHCOL 926 PHARMACOLOGY
 REHAB 928 REHABILITATION MEDICINE
 P T 930 PHYSICAL THERAPY
 P BIO 932 PHYSIOLOGY & BIOPHYSICS
 935 PROSTHETICS & ORTHOTICS
 PSOCI 936 PSYCHIATRY & BEHAVIORAL SCIENCES
 R OMC 937 RADIATION ONCOLOGY
 RADGY 938 RADIOLOGY
 SURG 941 SURGERY
 URDL 946 UROLOGY
 947 VISITING STUDENT MED
 LAB M 948 LABORATORY MEDICINE
 FANED 949 FAMILY MEDICINE
 950 MEDICINE, CURRENT DEGREE PROGRAM

INDEX TO TIME SCHEDULE

| | | | |
|---|-----|--|--------|
| ACCOUNTING | 89 | KOREA (SEE EAST ASIAN STUDIES) | 45 |
| ADMINISTRATION | 89 | LABORATORY MEDICINE | 98 |
| ADMINISTRATIVE THEORY & ORGANIZATIONAL BEHAVIOR | 89 | LANDSCAPE ARCHITECTURE | 98 |
| AERONAUTICS & ASTRONAUTICS | 78 | LATIN | 45 |
| AEROSPACE STUDIES | 121 | LATIN AMERICAN STUDIES | 45 |
| AFRICAN STUDIES | 44 | LAW | 1 |
| AFRO AMERICAN STUDIES PROGRAM | 18 | LIBRARIANSHIP | 83 |
| AKKADIAN | 1 | LINGUISTICS | 44 |
| ALTAIC | 1 | MARKETING | 72 |
| AMERICAN INDIAN STUDIES | 18 | MATERIAL SCIENCE & ENGR. | 83 |
| ANCIENT & MEDIEVAL HISTORY | 43 | MATHEMATICS | 45 |
| ARCHESTROLOGY | 82 | MECHANICAL ENGINEERING | 82 |
| ANIMAL MEDICINE | 83 | MECHANICAL ENGINEERING/INDUSTRIAL ENGINEERING | 83 |
| ANTHROPOLOGY | 19 | MEDICAL EDUCATION | 1 |
| APPLIED MATHEMATICS | 81 | MEDICAL PRACTICE | 98 |
| ARABIC | 83 | MEDICINAL CHEMISTRY | 118 |
| ARABIC | 1 | MEDICINE | 87 |
| ARCHAEOLOGY | 18 | METALLURGICAL ENGINEERING | 88 |
| ARCHITECTURE | 18 | MICROBIOLOGY & IMMUNOLOGY | 45 |
| ART | 19 | MIDDLE EASTERN STUDIES | 121 |
| ART HISTORY | 20 | MILITARY SCIENCE | 88 |
| ASIAN AMERICAN STUDIES | 21 | MINING ENGINEERING | 1 |
| ASIAN LANGUAGES & LITERATURE | 21 | MODERN EUROPEAN HISTORY | 48 |
| ASTRONOMY | 23 | MUSIC | 48 |
| ATMOSPHERIC SCIENCES | 22 | MUSIC-APPLIED | 120 |
| BIOCHEMISTRY | 83 | NAVAL SCIENCE | 83 |
| BIOMECHANICS | 91 | NEAR EASTERN LANGUAGES & LITERATURE | 98 |
| BIOMEDICAL HISTORY | 90 | NEUROLOGICAL SURGERY | 80 |
| BIOLOGY | 23 | NORWEGIAN | 89 |
| BIOLOGICAL STRUCTURE | 84 | NUCLEAR ENGINEERING | 113 |
| BIOSTATISTICS | 18 | NURSING | 91 |
| BOTANY | 26 | NUTRITIONAL SCIENCES | 100 |
| BUILDING CONSTRUCTION | 18 | OBSTETRICS & GYNECOLOGY | 100 |
| BULGARIAN | 1 | OCEAN ENGINEERING | 89 |
| BUSINESS ADMINISTRATION | 89 | OCEANOGRAPHY | 118 |
| BUSINESS ADMINISTRATION RESEARCH METHODS | 72 | OPERATIONS MANAGEMENT | 72 |
| BUSINESS COMMUNICATIONS | 72 | OPERATIONS RESEARCH | 1 |
| BUSINESS ECONOMICS | 72 | OPERATIONS & SYSTEMS ANALYSIS | 100 |
| BUSINESS, GOVERNMENT, & SOCIETY | 78 | OPHTHALMOLOGY | 78 |
| BUSINESS POLICY | 72 | ORAL & DENTISTRY | 73 |
| CATALAN | 1 | ORAL DIAGNOSIS & TREATMENT PLANNING | 74 |
| CERAMIC ENGINEERING | 88 | ORAL MEDICINE | 74 |
| CHEMICAL ENGINEERING | 79 | ORAL SURGERY | 74 |
| CHEMISTRY | 27 | ORTHODONTICS | 78 |
| CHICAGO STUDIES | 28 | ORTHOPAEDICS | 101 |
| CHINA (SEE EAST ASIAN STUDIES) | 46 | OTOLARYNGOLOGY | 102 |
| CHINESE | 21 | PARENT AND CHILD NURSING | 112 |
| CIVIL ENGINEERING CORE COURSES | 79 | PATHOBIOLOGY | 120 |
| CLASSICAL ARCHAEOLOGY | 29 | PATHOLOGY | 103 |
| CLASSICAL LINGUISTICS | 1 | PEDIATRICS | 103 |
| CLASSICS | 28 | PEODDONTICS | 78 |
| COMMUNICATIONS | 28 | PERIODONTICS | 78 |
| COMMUNITY DENTISTRY | 72 | PERSIAN | 84 |
| COMMUNITY HEALTH CARE SYSTEMS | 113 | PHARMACEUTICAL SCIENCES | 1 |
| COMPARATIVE HISTORY OF IDEAS | 30 | PHARMACEUTICS | 119 |
| COMPARATIVE LITERATURE | 81 | PHARMACOLOGY | 107 |
| COMPARATIVE RELIGION | 89 | PHARMACY | 67 |
| COMPUTER SCIENCE | 81 | PHILOSOPHY | 65 |
| CONJUNT (MEDICINE) | 86 | PHYSICAL ANTHROPOLOGY | 18 |
| CONSTRUCTION ENGINEERING, TRANSPORTATION & SURVEYING | 81 | PHYSIOLOGICAL NURSING | 118 |
| CZECH | 1 | PHYS EDUC-SPORTS SKILLS | 54 |
| DANCE | 31 | PHYSICS | 54 |
| DANISH | 80 | PHYSIOLOGY & BIOPHYSICS | 107 |
| DENTAL HYGIENE | 72 | PHYSIOLOGY PSYCHOLOGY | 81 |
| DENTISTRY | 73 | POLISH | 81 |
| DOCTOR OF ARTS | 80 | POLITICAL SCIENCE | 88 |
| DRAMA | 31 | PORTUGUESE | 80 |
| EAST ASIAN STUDIES | 45 | PROSTHODONTICS | 74 |
| ECONOMICS | 33 | PROVENCAL | 1 |
| EDUCATION, INDEPENDENT STUDY, RESEARCH & FIELD EXPERIENCES (TEACHING PRACTICUM) | 75 | PSYCHIATRY & BEHAVIORAL SCIENCES | 108 |
| EDUCATIONAL ADMINISTRATION | 75 | PSYCHOLOGY | 68 |
| EDUCATIONAL CURRICULUM & INSTRUCTION | 77 | PSYCHOSOCIAL NURSING | 113 |
| EDUCATIONAL POLICY STUDIES | 77 | PUBLIC AFFAIRS | 119 |
| EDUCATIONAL PSYCHOLOGY | 80 | QUANTITATIVE METHODS | 73, 82 |
| ELECTRICAL ENGINEERING | 73 | QUANTITATIVE SCIENCE | 1 |
| ENDODONTICS | 82 | QUATERNARY STUDIES | 109 |
| ENGINEERING (COLLEGE COURSES) | 33 | RADIATION ONCOLOGY | 91 |
| ENGLISH | 18 | RADIOLOGICAL SCIENCE | 109 |
| ENVIRONMENTAL HEALTH | 37 | RADIOLOGY | 110 |
| ENVIRONMENTAL STUDIES | 119 | REAL ESTATE | 1 |
| EPIDEMIOLOGY | 84 | REHABILITATION MEDICINE | 78 |
| FAMILY MEDICINE | 70 | RESTORATIVE DENTISTRY | 1 |
| FINANCE | 117 | RISK & INSURANCE | 89 |
| FISHERIES | 117 | ROMANCE LANGUAGES & LITERATURE | 81 |
| FOOD SCIENCE | 117 | ROMANCE LINGUISTICS & LITERATURE | 81 |
| FOREIGN STUDY PROGRAMS | 1 | ROMANIAN | 81 |
| FOREST RESOURCES, BIOLOGICAL SCIENCES DIVISION | 89 | RUSSIAN | 81 |
| FOREST RESOURCES, MANAGEMENT AND SOCIAL SCIENCES DIVISION | 90 | RUSSIAN AND EAST EUROPEAN STUDIES | 45 |
| FOREST RESOURCES, PHYSICAL SCIENCES | 91 | SANSKRIT | 23 |
| FRENCH | 89 | SCANDINAVIAN | 80 |
| FRIDAY HARBOR LABORATORIES | 122 | SCIENTIFIC & TECH COMMUNICATIONS | 88 |
| GENERAL & INTERDISCIPLINARY STUDIES | 37 | SERBO-CROATIAN | 82 |
| GENERAL STUDIES | 37 | SLAVIC | 81 |
| GENETICS | 38 | SLAVIC LANGUAGES & LITERATURE | 81 |
| GEOGRAPHY | 38 | SOCIAL MANAGEMENT OF TECHNOLOGY | 82 |
| GEOLOGICAL SCIENCES | 38 | SOCIAL WELFARE | 122 |
| GEOPHYSICS | 39 | SOCIAL WORK | 120 |
| GERMANICS | 42 | SOCIETY & JUSTICE | 82 |
| GREEK | 28 | SOCIOLOGY | 82 |
| HEALTH EDUCATION | 120 | SOUTH ASIAN STUDIES | 45 |
| HEALTH SERVICES | 77 | SPANISH | 81 |
| HEBREW | 84 | SPECIAL EDUCATION | 79 |
| HIGHER EDUCATION | 77 | SPEECH AND HEARING SCIENCES | 87 |
| HINDI | 22 | SPEECH COMMUNICATION | 87 |
| HISTORY, GENERAL | 43 | STATISTICS | 86 |
| HISTORY OF THE AMERICAS | 42 | STRUCTURAL ENGINEERING & ENGINEERING MECHANICS | 80 |
| HISTORY OF ASIA | 43 | SURGERY | 81 |
| HONORS | 43 | SWEDISH | 81 |
| HUMAN BIOLOGY | 86 | TAGALOG | 1 |
| HUMAN RESOURCE MANAGEMENT | 73 | TAMIL | 2 |
| HUMAN NUTRITION DIETETICS & FOODS | 81 | TEXTILE SCIENCE, CLOTHING STUDIES | 1 |
| HUMANISTIC-SOCIAL STUDIES | 82 | THAI | 23 |
| ICELANDIC | 1 | TIBETAN | 23 |
| INDIAN | 22 | TRANSPORTATION | 1 |
| INDIVIDUAL PH D PROGRAM | 80 | TURKIC | 23 |
| INSTITUTE FOR MARINE STUDIES | 118 | TURKISH | 85 |
| INTERNATIONAL BUSINESS | 73 | UGARITIC | 1 |
| INTERNATIONAL STUDIES | 44 | UKRAINIAN | 82 |
| ITALIAN | 80 | UNIVERSITY GOVERNANCE | 1 |
| JAPANESE | 22 | URBAN DEVELOPMENT | 1 |
| JAPAN (SEE EAST ASIAN STUDIES) | 45 | URBAN DEVELOPMENT AND REAL ESTATE | 17 |
| JEWISH STUDIES | 44 | URBAN PLANNING | 112 |
| KINESTHIOLOGY | 1 | UROLOGY | 81 |
| KOREAN | 42 | WATER & AIR RESOURCES (SANITARY ENGINEERING) | 1 |
| | | WILDLIFE SCIENCE | 87 |
| | | WOMEN STUDIES | 82 |
| | | ZOOLOGY | 82 |

† Not Offered This Quarter

December 1984

| sunday | monday | tuesday | wednesday | thursday | friday | saturday | | | | | | | | | | | | | | | | | | | | | | | | | | | | | | | | | | | | | | | | | | | | | | | | | | | | | | | | | | | | | | | | | | | | | | | | | | | | | | | | | | | | |
|--|--------|---------------------|----------------|----------|--------|----------|---|--|--|--|--|---|---|---|---|---|---|---|---|---|----|----|----|----|----|----|----|----|----|----|----|----|----|----|----|----|----|----|----|----|----|--|---|---|---|---|---|---|---|---|--|--|--|--|---|---|---|---|---|---|---|---|---|----|----|----|----|----|----|----|----|----|----|----|----|----|----|----|----|----|----|----|----|----|----|--|--|--|--|---|
| <p>NOVEMBER 1984</p> <table border="1"> <tr><td>S</td><td>M</td><td>T</td><td>W</td><td>T</td><td>F</td><td>S</td></tr> <tr><td></td><td></td><td></td><td></td><td>1</td><td>2</td><td>3</td></tr> <tr><td>4</td><td>5</td><td>6</td><td>7</td><td>8</td><td>9</td><td>10</td></tr> <tr><td>11</td><td>12</td><td>13</td><td>14</td><td>15</td><td>16</td><td>17</td></tr> <tr><td>18</td><td>19</td><td>20</td><td>21</td><td>22</td><td>23</td><td>24</td></tr> <tr><td>25</td><td>26</td><td>27</td><td>28</td><td>29</td><td>30</td><td></td></tr> </table> | S | M | T | W | T | F | S | | | | | 1 | 2 | 3 | 4 | 5 | 6 | 7 | 8 | 9 | 10 | 11 | 12 | 13 | 14 | 15 | 16 | 17 | 18 | 19 | 20 | 21 | 22 | 23 | 24 | 25 | 26 | 27 | 28 | 29 | 30 | | <p>JANUARY 1985</p> <table border="1"> <tr><td>S</td><td>M</td><td>T</td><td>W</td><td>T</td><td>F</td><td>S</td></tr> <tr><td></td><td></td><td></td><td></td><td>1</td><td>2</td><td>3</td></tr> <tr><td>4</td><td>5</td><td>6</td><td>7</td><td>8</td><td>9</td><td>10</td></tr> <tr><td>11</td><td>12</td><td>13</td><td>14</td><td>15</td><td>16</td><td>17</td></tr> <tr><td>18</td><td>19</td><td>20</td><td>21</td><td>22</td><td>23</td><td>24</td></tr> <tr><td>25</td><td>26</td><td>27</td><td>28</td><td>29</td><td>30</td><td>31</td></tr> </table> | S | M | T | W | T | F | S | | | | | 1 | 2 | 3 | 4 | 5 | 6 | 7 | 8 | 9 | 10 | 11 | 12 | 13 | 14 | 15 | 16 | 17 | 18 | 19 | 20 | 21 | 22 | 23 | 24 | 25 | 26 | 27 | 28 | 29 | 30 | 31 | | | | | 1 |
| S | M | T | W | T | F | S | | | | | | | | | | | | | | | | | | | | | | | | | | | | | | | | | | | | | | | | | | | | | | | | | | | | | | | | | | | | | | | | | | | | | | | | | | | | | | | | | | | | |
| | | | | 1 | 2 | 3 | | | | | | | | | | | | | | | | | | | | | | | | | | | | | | | | | | | | | | | | | | | | | | | | | | | | | | | | | | | | | | | | | | | | | | | | | | | | | | | | | | | | |
| 4 | 5 | 6 | 7 | 8 | 9 | 10 | | | | | | | | | | | | | | | | | | | | | | | | | | | | | | | | | | | | | | | | | | | | | | | | | | | | | | | | | | | | | | | | | | | | | | | | | | | | | | | | | | | | |
| 11 | 12 | 13 | 14 | 15 | 16 | 17 | | | | | | | | | | | | | | | | | | | | | | | | | | | | | | | | | | | | | | | | | | | | | | | | | | | | | | | | | | | | | | | | | | | | | | | | | | | | | | | | | | | | |
| 18 | 19 | 20 | 21 | 22 | 23 | 24 | | | | | | | | | | | | | | | | | | | | | | | | | | | | | | | | | | | | | | | | | | | | | | | | | | | | | | | | | | | | | | | | | | | | | | | | | | | | | | | | | | | | |
| 25 | 26 | 27 | 28 | 29 | 30 | | | | | | | | | | | | | | | | | | | | | | | | | | | | | | | | | | | | | | | | | | | | | | | | | | | | | | | | | | | | | | | | | | | | | | | | | | | | | | | | | | | | | |
| S | M | T | W | T | F | S | | | | | | | | | | | | | | | | | | | | | | | | | | | | | | | | | | | | | | | | | | | | | | | | | | | | | | | | | | | | | | | | | | | | | | | | | | | | | | | | | | | | |
| | | | | 1 | 2 | 3 | | | | | | | | | | | | | | | | | | | | | | | | | | | | | | | | | | | | | | | | | | | | | | | | | | | | | | | | | | | | | | | | | | | | | | | | | | | | | | | | | | | | |
| 4 | 5 | 6 | 7 | 8 | 9 | 10 | | | | | | | | | | | | | | | | | | | | | | | | | | | | | | | | | | | | | | | | | | | | | | | | | | | | | | | | | | | | | | | | | | | | | | | | | | | | | | | | | | | | |
| 11 | 12 | 13 | 14 | 15 | 16 | 17 | | | | | | | | | | | | | | | | | | | | | | | | | | | | | | | | | | | | | | | | | | | | | | | | | | | | | | | | | | | | | | | | | | | | | | | | | | | | | | | | | | | | |
| 18 | 19 | 20 | 21 | 22 | 23 | 24 | | | | | | | | | | | | | | | | | | | | | | | | | | | | | | | | | | | | | | | | | | | | | | | | | | | | | | | | | | | | | | | | | | | | | | | | | | | | | | | | | | | | |
| 25 | 26 | 27 | 28 | 29 | 30 | 31 | | | | | | | | | | | | | | | | | | | | | | | | | | | | | | | | | | | | | | | | | | | | | | | | | | | | | | | | | | | | | | | | | | | | | | | | | | | | | | | | | | | | |
| 2 | 3 | 4 | 5 | 6 | 7 | 8 | | | | | | | | | | | | | | | | | | | | | | | | | | | | | | | | | | | | | | | | | | | | | | | | | | | | | | | | | | | | | | | | | | | | | | | | | | | | | | | | | | | | |
| 9 | 10 | 11 | 12 | 13 | 14 | 15 | | | | | | | | | | | | | | | | | | | | | | | | | | | | | | | | | | | | | | | | | | | | | | | | | | | | | | | | | | | | | | | | | | | | | | | | | | | | | | | | | | | | |
| 16 | 17 | 18 | HANUKKAH 19 | 20 | 21 | 22 | | | | | | | | | | | | | | | | | | | | | | | | | | | | | | | | | | | | | | | | | | | | | | | | | | | | | | | | | | | | | | | | | | | | | | | | | | | | | | | | | | | | |
| 23 | 24 | CHRISTMAS DAY 25 | 26 | 27 | 28 | 29 | | | | | | | | | | | | | | | | | | | | | | | | | | | | | | | | | | | | | | | | | | | | | | | | | | | | | | | | | | | | | | | | | | | | | | | | | | | | | | | | | | | | |
| 30 | 31 | | | | | | | | | | | | | | | | | | | | | | | | | | | | | | | | | | | | | | | | | | | | | | | | | | | | | | | | | | | | | | | | | | | | | | | | | | | | | | | | | | | | | | | | | |