



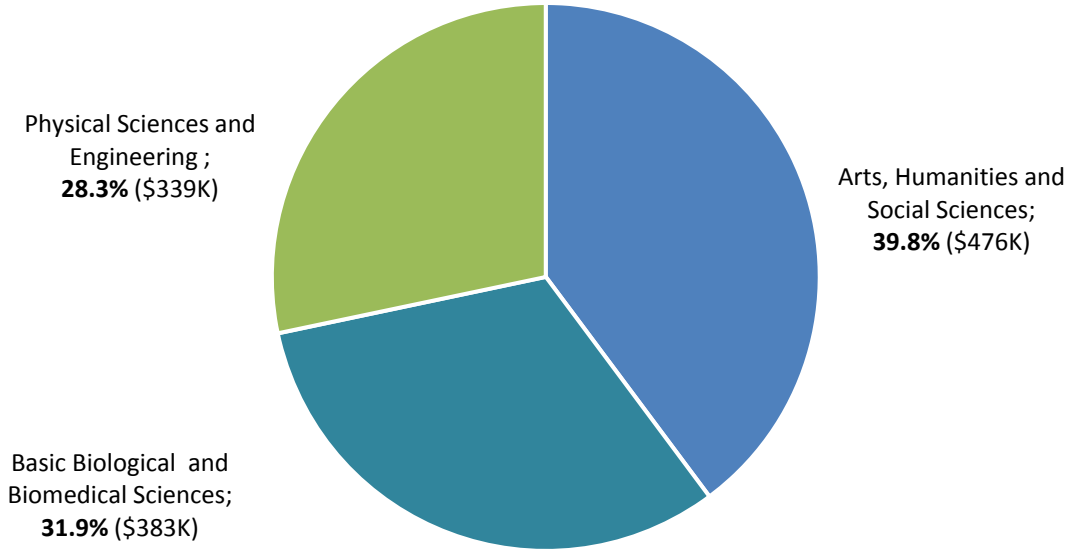
Office of Research

iSTAR Metrics: FY17 Q3

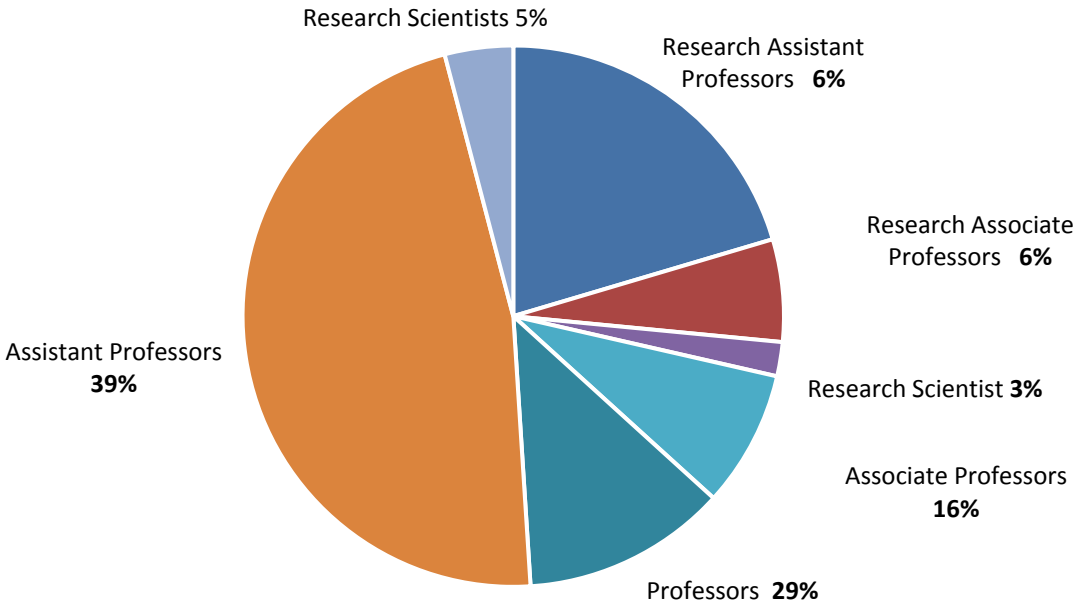
August 21, 2017

Customer Service

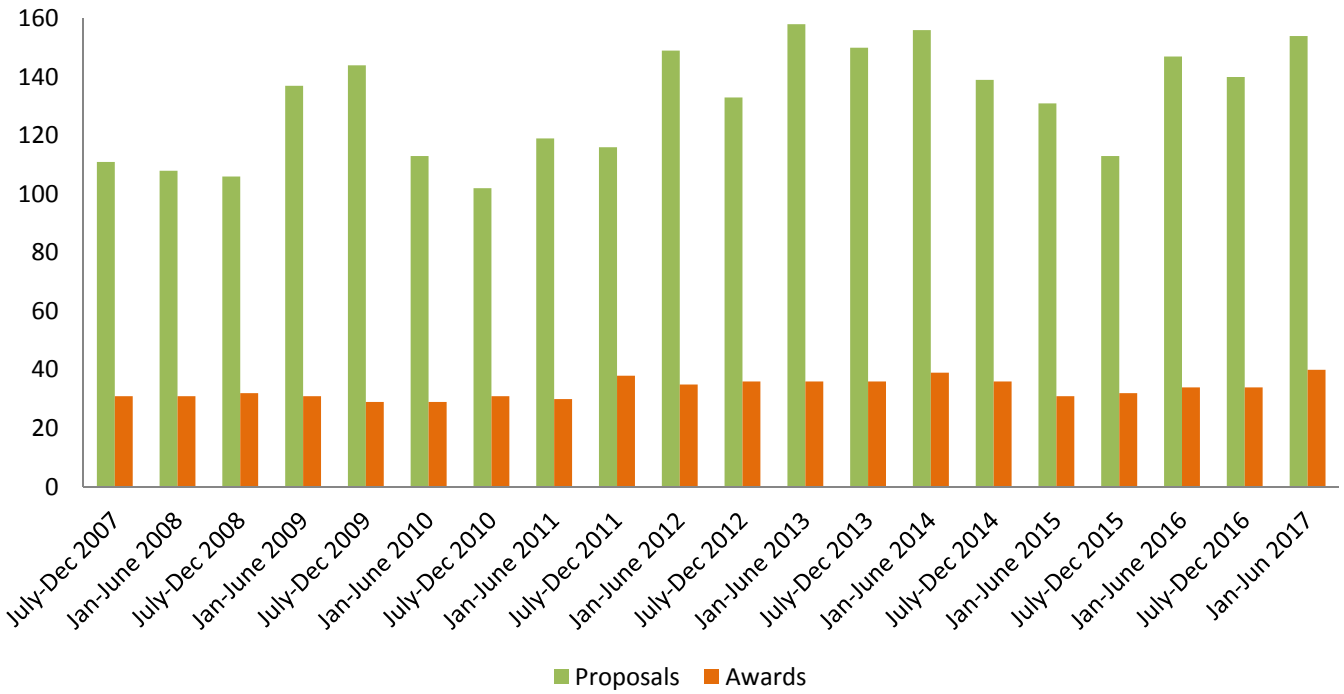
RRF AWARDS BY SUBCOMMITTEE, SPRING 2017



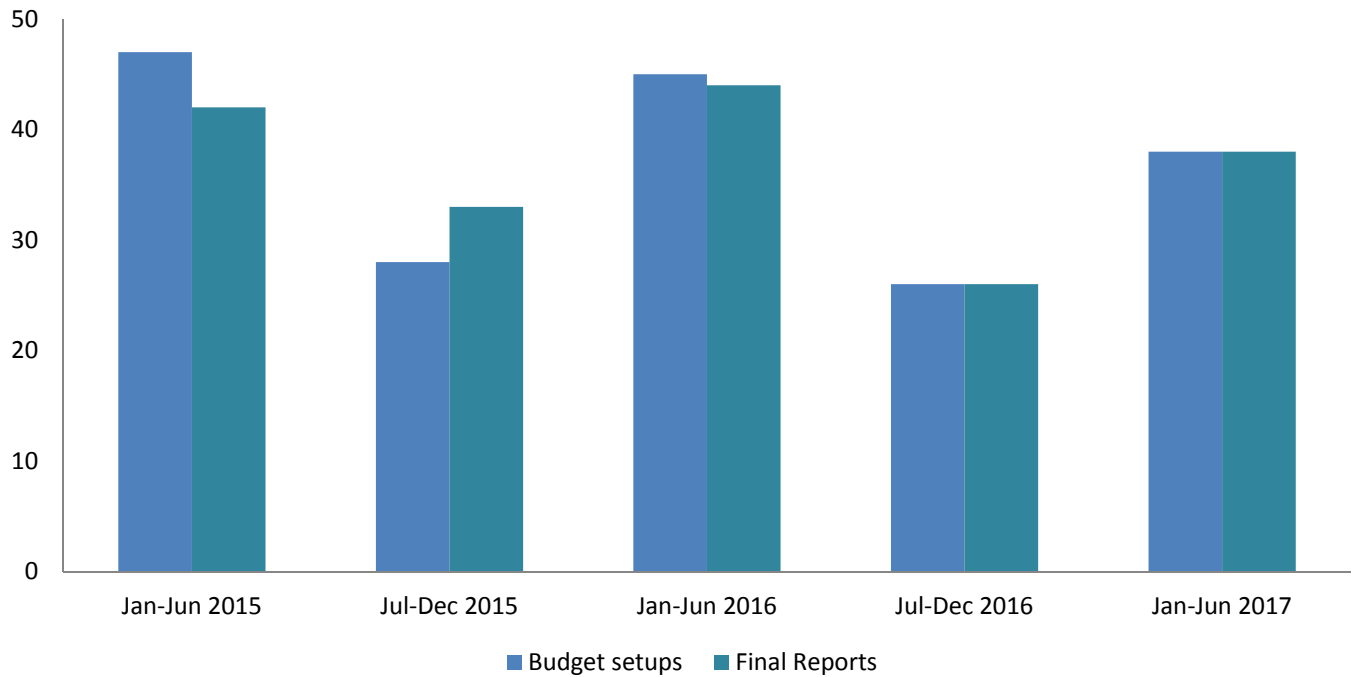
RRF AWARDS BY RANK, SPRING 2017



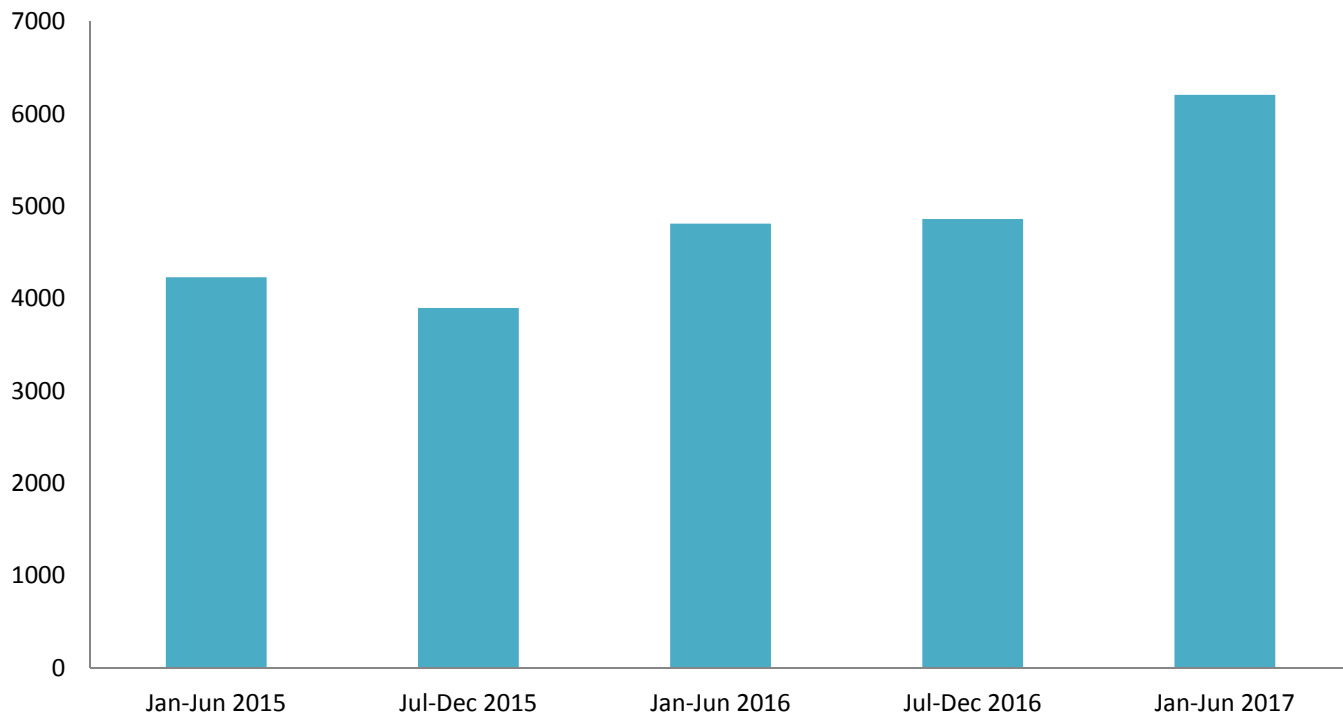
RRF PROPOSALS AND AWARDS 2007-2016



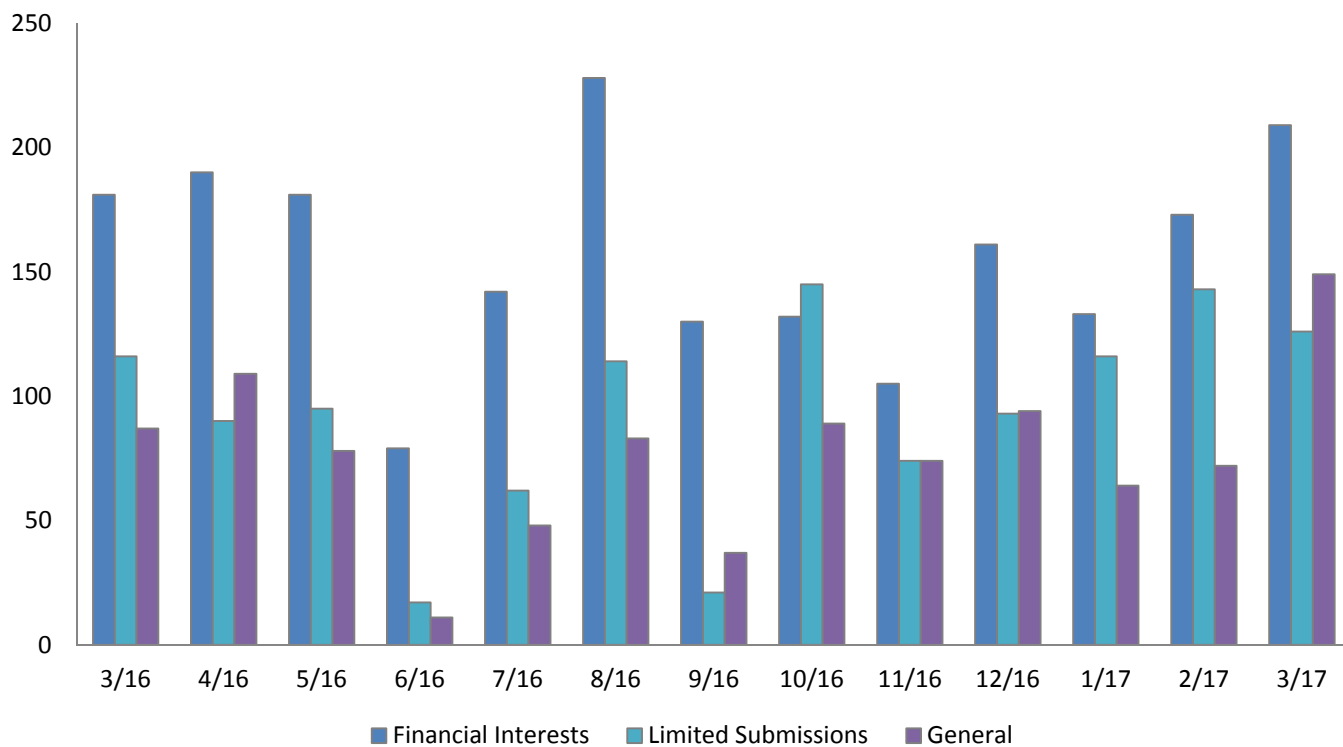
RRF BUDGET SETUPS AND FINAL REPORTS - PAST 5 CYCLES



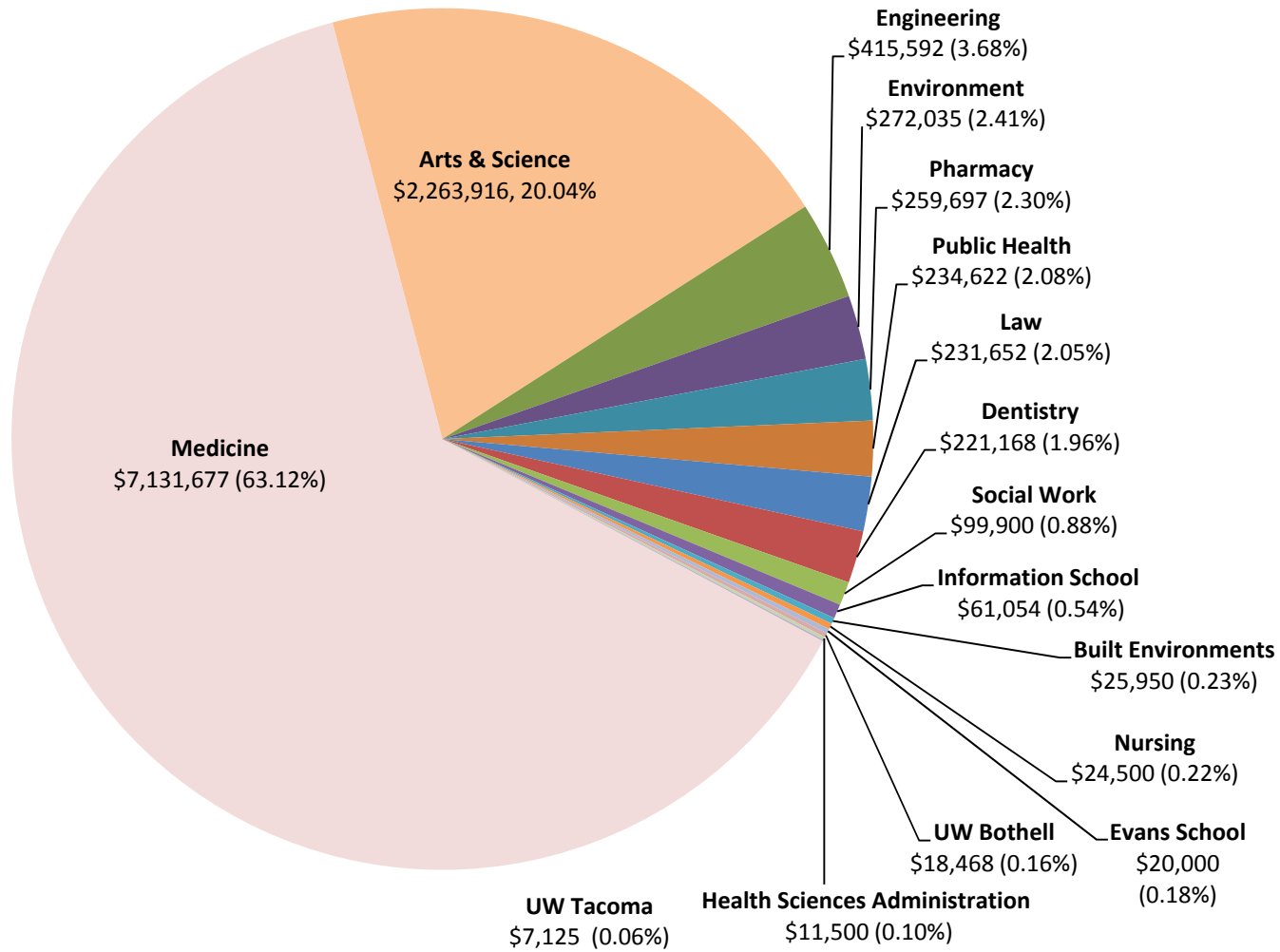
RRF WEB PAGE HITS - PAST 5 CYCLES



EMAIL INTAKE TO RESEARCH@UW.EDU - LAST 13 MONTHS



Bridge Awards by School and College December 2006-November 2016



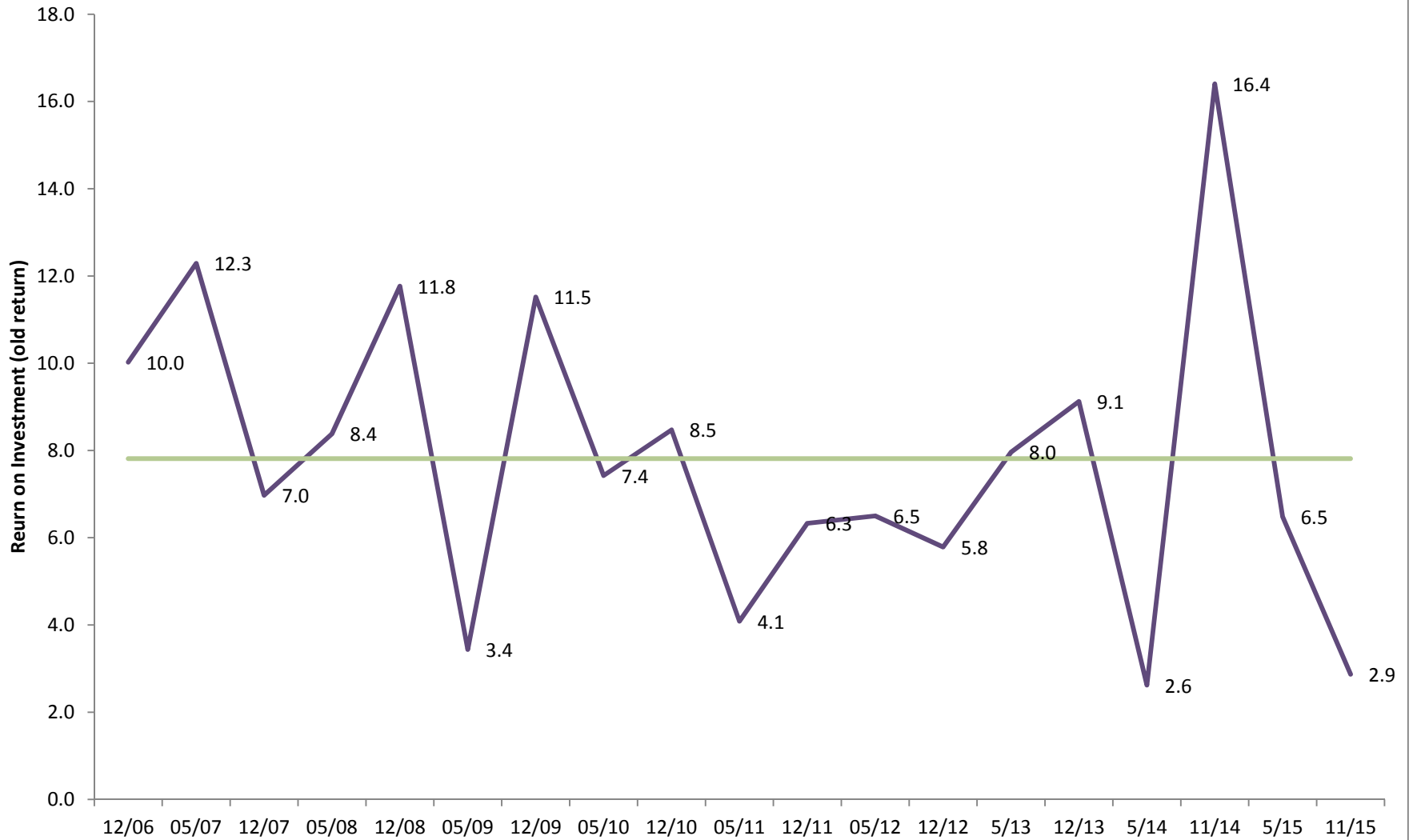
**Success of Bridge Funding Program
December 2006 - November 2015**

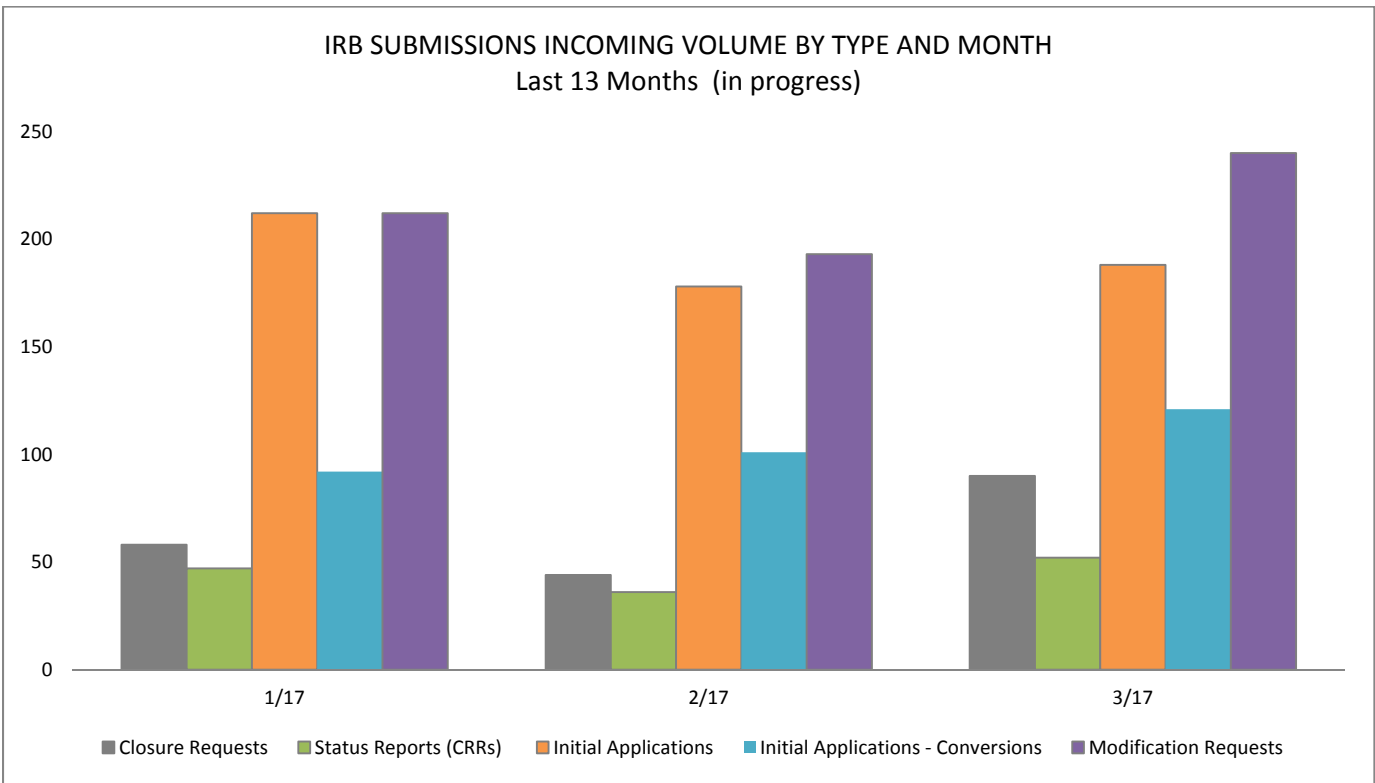
Submission Date	Distribution Provost ¹	Distribution Matching ¹	Total Provost and Matching	Number of Bridge Awards	Awardees Receiving External Funding within 1.5 yrs of award	% Receiving Funding	External Grants Obtained (direct and indirect costs)	Return on Investment (fold return)
12/06 ¹	\$489,177	\$549,041	\$1,038,217	13	10	77%	\$10,408,299	10.0
05/07 ¹	\$394,809	\$482,486	\$877,295	13	12	92%	\$10,779,910	12.3
12/07 ¹	\$501,802	\$584,861	\$1,086,662	15	8	53%	\$7,575,584	7.0
05/08 ¹	\$523,468	\$573,117	\$1,096,586	12	6	50%	\$9,190,014	8.4
12/08 ¹	\$576,521	\$659,742	\$1,236,263	15	9	60%	\$14,546,157	11.8
05/09 ¹	\$399,662	\$459,637	\$859,299	10	6	60%	\$2,953,107	3.4
12/09 ¹	\$394,870	\$459,637	\$854,507	12	9	75%	\$9,841,584	11.5
05/10 ¹	\$290,205	\$324,394	\$614,599	7	4	57%	\$4,563,844	7.4
12/10	\$520,670	\$548,500	\$1,069,170	13	8	62%	\$9,057,210	8.5
05/11 ¹	\$441,893	\$429,066	\$870,959	10	5	50%	\$3,558,512	4.1
12/11	\$645,752	\$649,189	\$1,294,941	14	10	71%	\$8,197,602	6.3
05/12	\$645,357	\$645,797	\$1,291,154	16	9	56%	\$8,390,917	6.5
12/12 ¹	\$653,074	\$728,755	\$1,381,828	19	13	68%	\$7,996,561	5.8
5/13 ^{1,2}	\$324,830	\$376,134	\$700,964	8	6	75%	\$5,580,753	8.0
12/13 ¹	\$730,017	\$622,388	\$1,352,405	16	13	69%	\$12,337,212	9.1
5/14 ¹	\$455,022	\$565,501	\$1,020,523	12	7	50%	\$2,673,905	2.6
11/14 ^{1,2}	\$436,773	\$536,783	\$973,556	13	6	46%	\$15,968,881	16.4
5/15 ^{1,2}	\$328,916	\$331,820	\$660,736	7	7	100%	\$4,283,250	6.5
11/15 ^{1,2}	\$275,000	\$275,000	\$550,000	7	4	57%	\$1,578,775	2.9
Total	\$9,027,818	\$9,801,845	\$18,829,663	232	152	64%³	\$149,482,077	7.9³

NOTES:

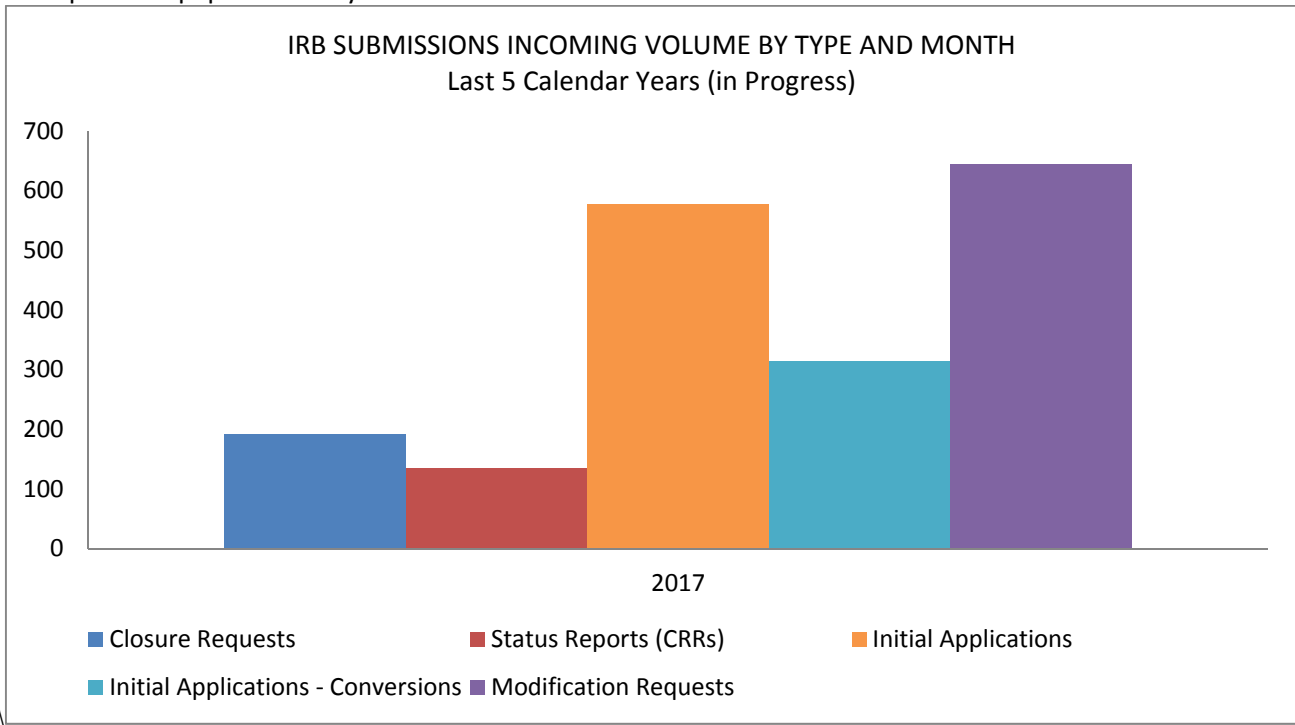
1. The total represented is the total bridge funding distribution less returned funds
2. Does not include awards currently in extension
3. Average

Success of Bridge Funding Program: Return on Investment Over Time December 2006-November 2016

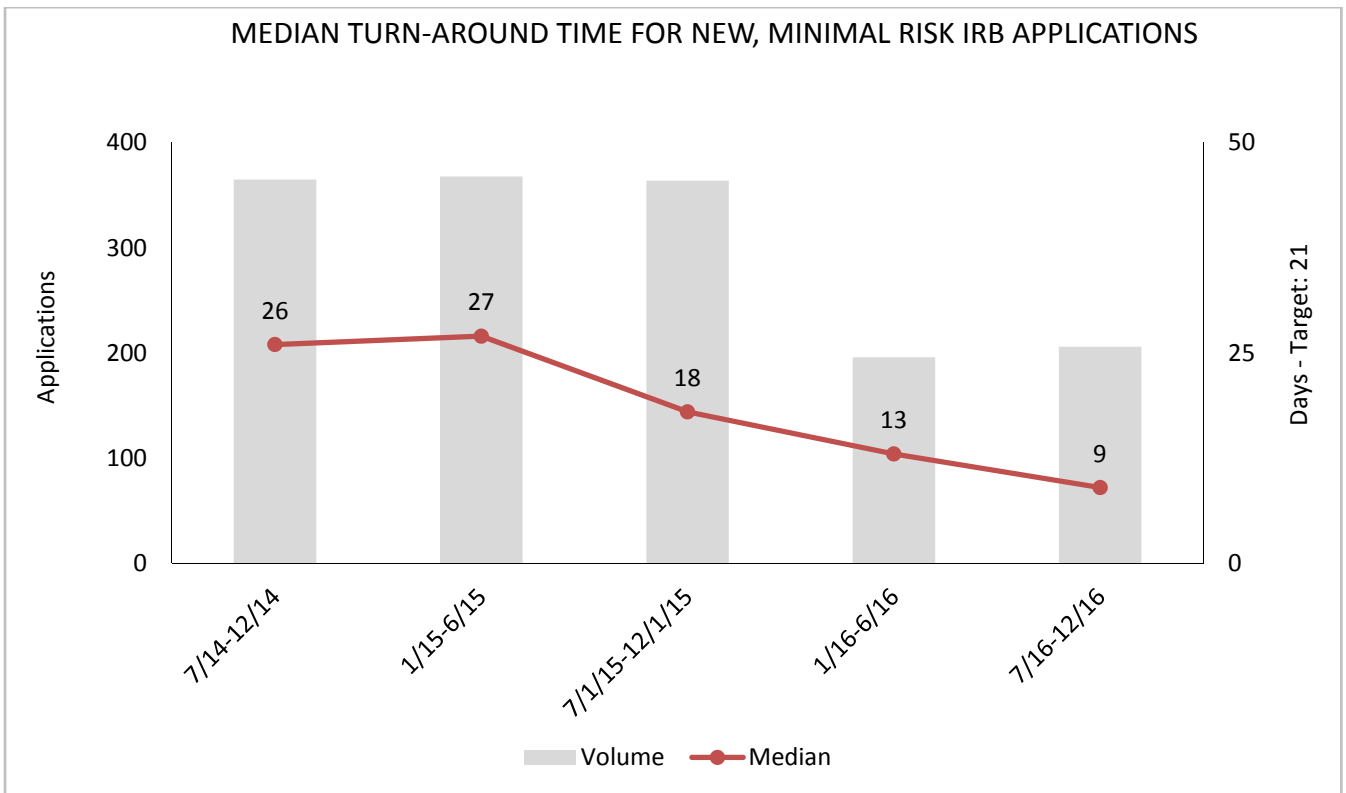
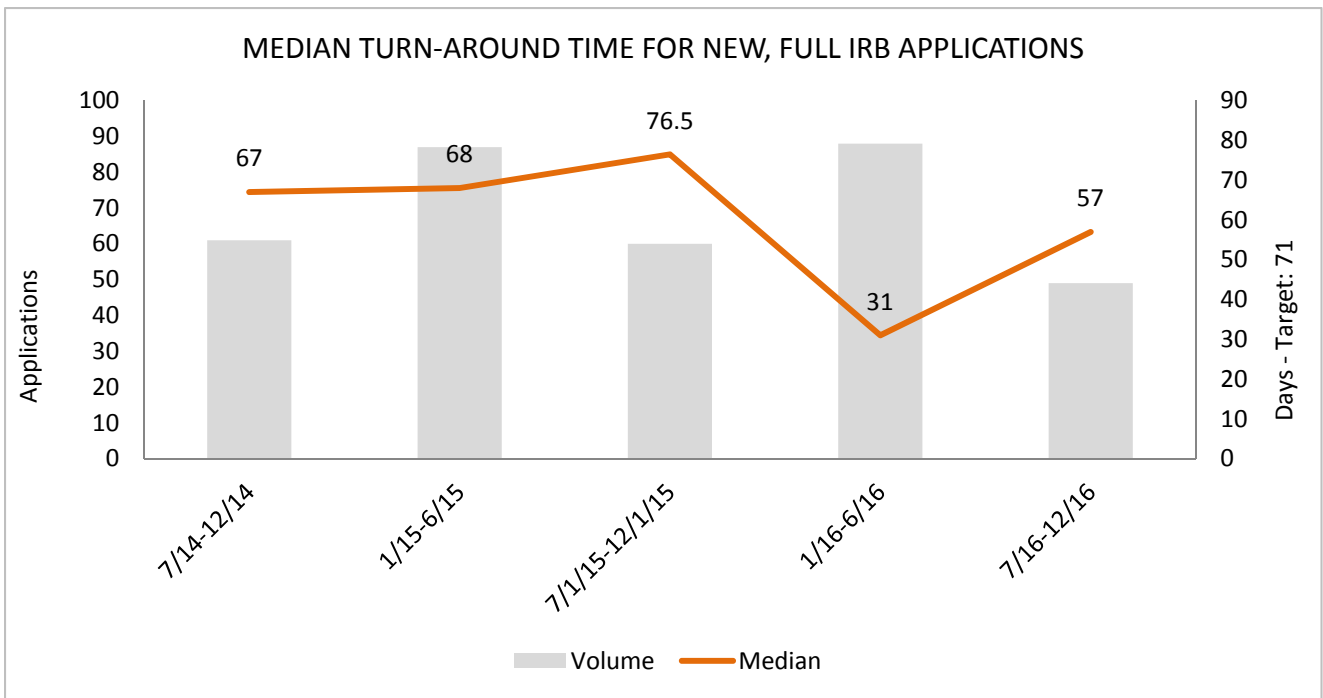




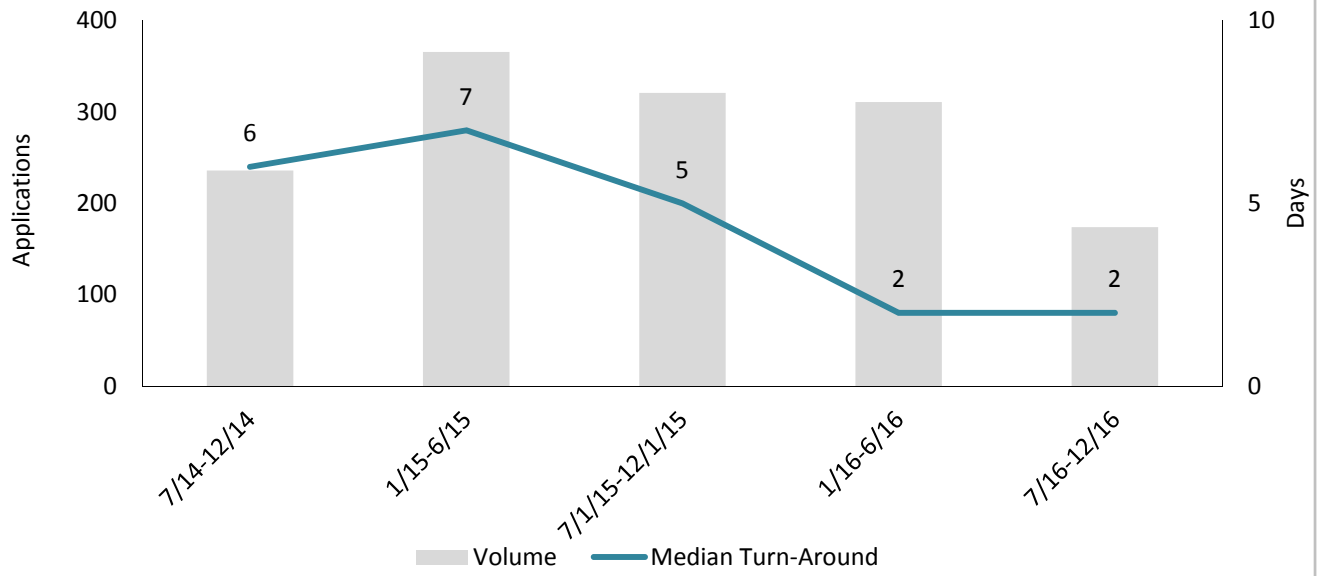
You will see that we have now combined the numbers for “initial” and “exempt” IRB applications. This is because the same application form is used for both types of situations in Zipline; we don’t know whether a specific application will be exempt until the entire review process has been completed. This was not true of our previous paper-based system.



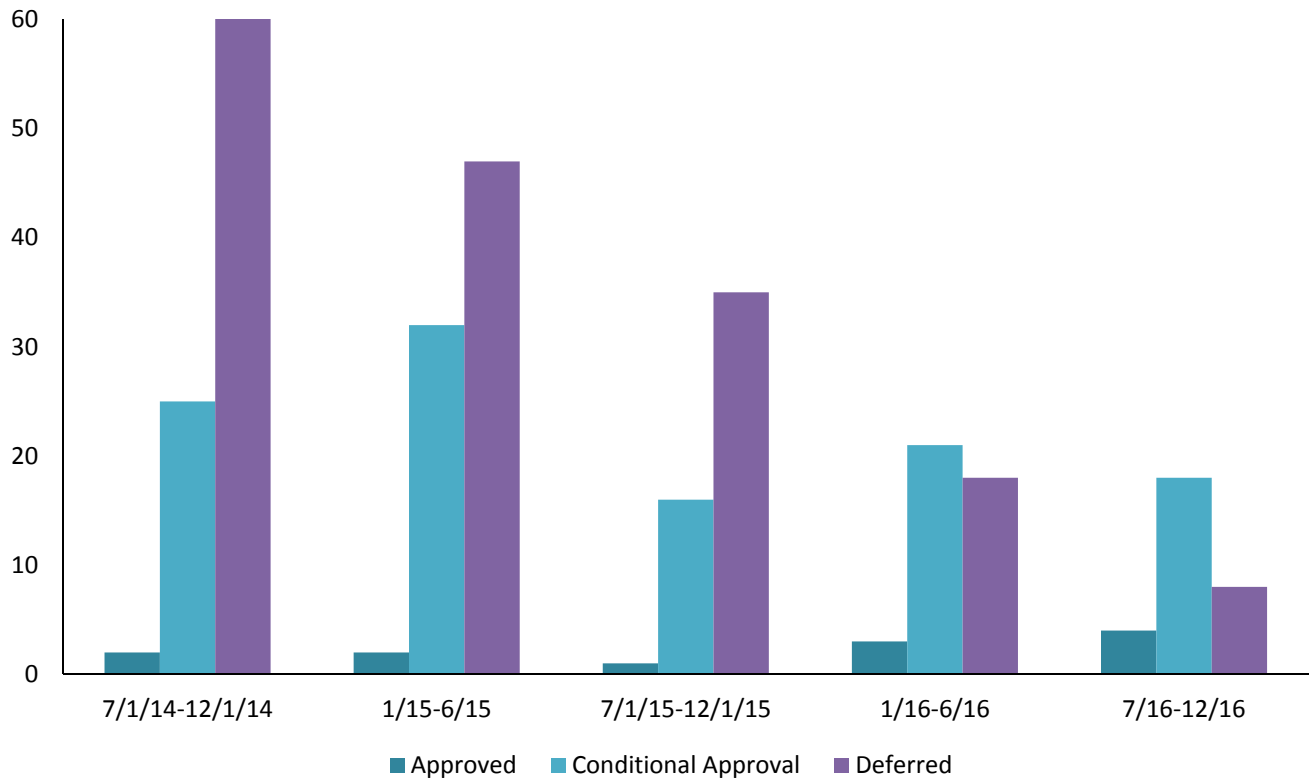
The above sections are aggregated to show both Minimal Risk and Standard together. This includes both Zipline and DORA systems data.



TURN-AROUND TIME FOR NEW APPLICATIONS FOR EXEMPT STATUS



DISTRIBUTION OF OUTCOMES OF FIRST FULL IRB REVIEW



External Trainings

Unit	Session Title	Action (Training/Outreach)	Sessions Within the Last 3 Months	Total Attendees Within the Last 3 Months
OSP	Introduction to Research Administration	training	1	25
OSP	Building a Basic Budget	training	1	9
OSP	Subaward Fundamentals for PIs and Departments	training	1	19
OSP	Subawards in SAGE	training	1	16
OSP	SPAERC Training (for State Auditor)	training	2	1
ORIS	eGC1s and Budget: POD	42747	1	9
ORIS	ORIS 101: SAGE eGC1s	42760	1	10
ORIS	ORIS 103: SAGE Budget	42773	1	5
ORIS/OSP	Subawards	42823	1	16
HSD	Global WACH Intro to IRB Review at the UW	Training	1	15
HSD	Global Health Intro to IRB Review at the UW	Training	1	15
HSD	Anthropology Intro to IRB Review at the UW	Training	1	10

Guidance, Training and Outreach - Development & Updating

Unit	Name	Action (Development / Update)	Description
OSP	Leadership	Both	OSP/HSD Compliance Touchpoints (4 attendees, 1 hour)
OSP	Team B	Both	OSP/Biochemistry Meet & Greet (12 attendees, 2 hours)
OSP	Team A	Both	1/30 - Continuing Ed (Jasmine)
OSP	Team A	Both	3/31 - SoM Shared Services (Jasmine, 3 attending)
OSP	Team A	Both	2/3 - Urology (Mike, 10 attending)
OSP	Team A	Both	2/10 - Rehab Medicine (Mike, 6 attending)
OSP	Team A	Both	2/27 - Radiology (Mike, 14 attending)
OSP	Assoc Director	Development	Multiple meetings in conjunction with ORIS to engage partners in SAGE Compliance Project
ORIS	[Video] Workday & SAGE: Changes to Person Chooser	Development	Describes changes to SAGE person chooser with the deployment of Workday
ORIS	[Video] Workday & SAGE:	Development	Describes changes to SAGE approval graph

	Changes to the Approval Graph		with the deployment of Workday
ORIS	[Job Aid] Workday & SAGE: SAGE Budget	Development	Describes changes to SAGE budget with the deployment of Workday
ORIS	[Job Aid] Workday & SAGE: Approval Graph Troubleshooting	Development	Describes troubleshooting issues with the approval graph with the deployment of Workday
HSD	Zipline conversions; Clinical Trials; GCP	New documents & webpages	Conversion Tips & Tricks document website: Clinical Trials Registration & Reporting; website: GCP Training Information
HSD	Consultation	Office hours	3 hours on site at Tacoma; 15 people "dropped in" for consultation about IRB review
HSD	New online training courses now offered	Established new permanent online learning opportunities	CITI Good Clinical Practice (GCP); Social/Behavioral Medicine GCP course; NIH GCP course
HSD	eNewsletter	Multiple informational & educational items	3 issues of the HSD monthly e-Newsletter
HSD	CORGE presentation	Single IRB outreach	HSD Director presentation to SOM faculty advisory council
HSD	FCR presentation	Single IRB outreach	HSD Director presentation to Faculty Senate council
HSD	RAB presentaiton	Regulatory updats	HSD Director presentation to Research Advisory Board