



CUSTOMER SERVICE

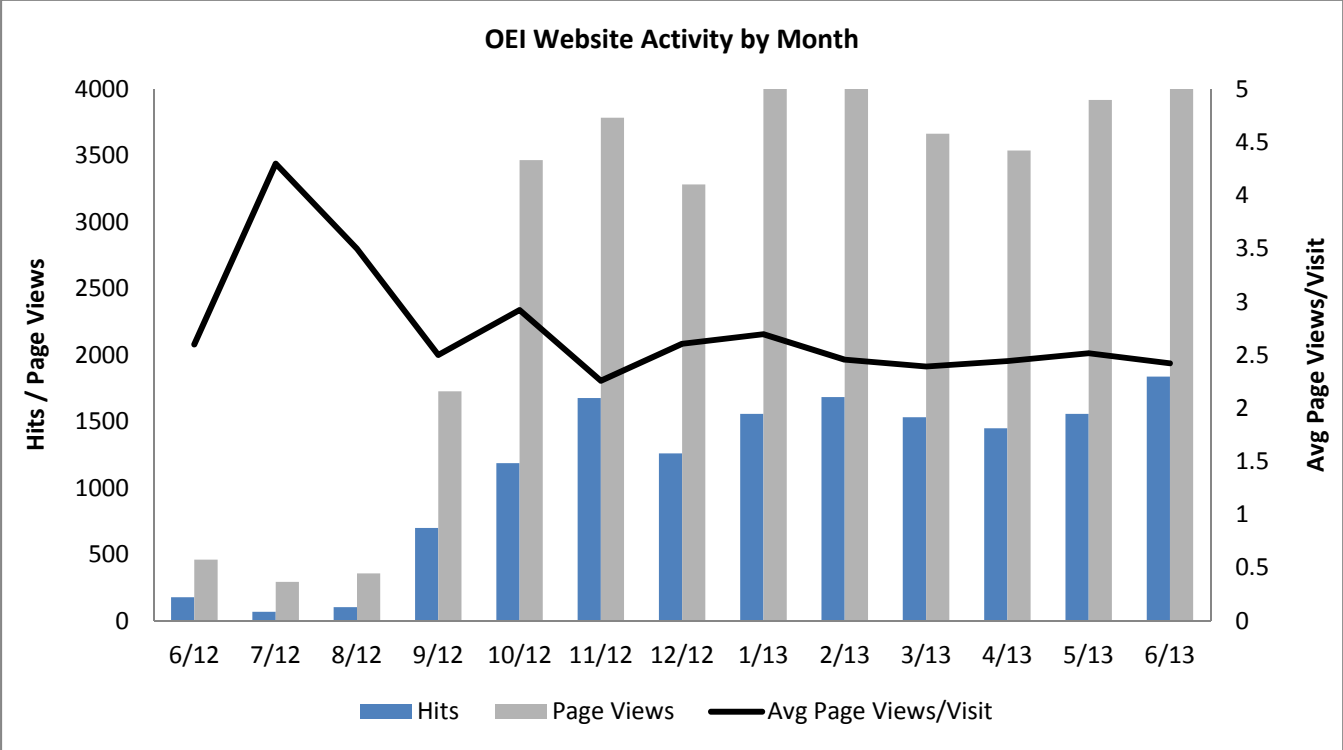
Office of Research Central: Complex Proposals Management Group (CPMG)

CPMG HIGHLIGHTS: November 2011-March 30, 2013

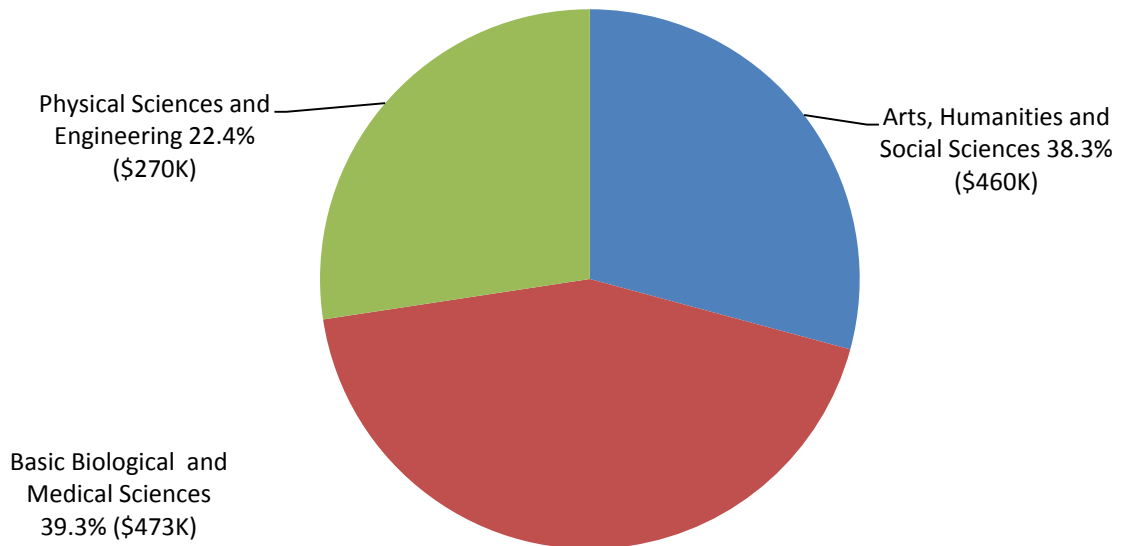
- Submissions: 12 proposals
- Funding Pursued: approximately \$238 million
- Status: 5 pending, 5 not awarded, 1 not invited to submit full proposal, 1 in progress
- Customer satisfaction with CPMG services averages 4.7/5
- Clients give 4.9/5 rating to the statement that the proposal was “significantly enhanced by CPMG assistance”
- 1/3 of clients state they would not have done the proposal without CPMG assistance

Principal Investigator/Dept. (most recent first)	Proposal	Sponsor	Award Amount	Status	# UW Collaborators	# External Partners	CPMG Staff Hours
Jarvik, Radiology School of Medicine	Clinical Trial of a Multifactorial Fall Injury Prevention Strategy in Older Persons (U01)	NIH	\$30,000,000/5 years	In progress			
Yang, Materials Science and Engineering	Thermoelectric Energy Conversion and Management ERC	NSF	Preliminary proposal	pending	5 (ME, Chemistry, A&A, Physics)		BNT: 90 TOTAL:90
Jarvik, School of Medicine	Clinical Sites for an Undiagnosed Disease Network	NIH	\$7,200,000/5 years	pending	6 (various SOM depts.)	2	BNT: 90 KPL: 40 LS: 24 TOTAL: 154
Wang, Civil and Environmental Engineering	University Transportation Center	USDOT	\$2,750,000/4 years	pending	2	8	BNT: 37 KPL: 5 TOTAL: 42
Callahan Jackson School of International Studies	Advancing Democracy And Producing Transformations in Information & Technology for Myanmar (ADAPT-IT)	USAID	\$1,498,107/4 years	pending	3 (iSchool, Library, Evans School)	2	BNT: 66 KPL: 73 MG: 31 LS: 16 TOTAL: 186
Eaton Environmental & Occupational Health Sci, School of Public Health	Tobacco Centers of Regulatory Science for Research (P50)	NIH	\$4,111,094/5 years	pending	2	1	KPL: 15 MG: 15 TOTAL: 30

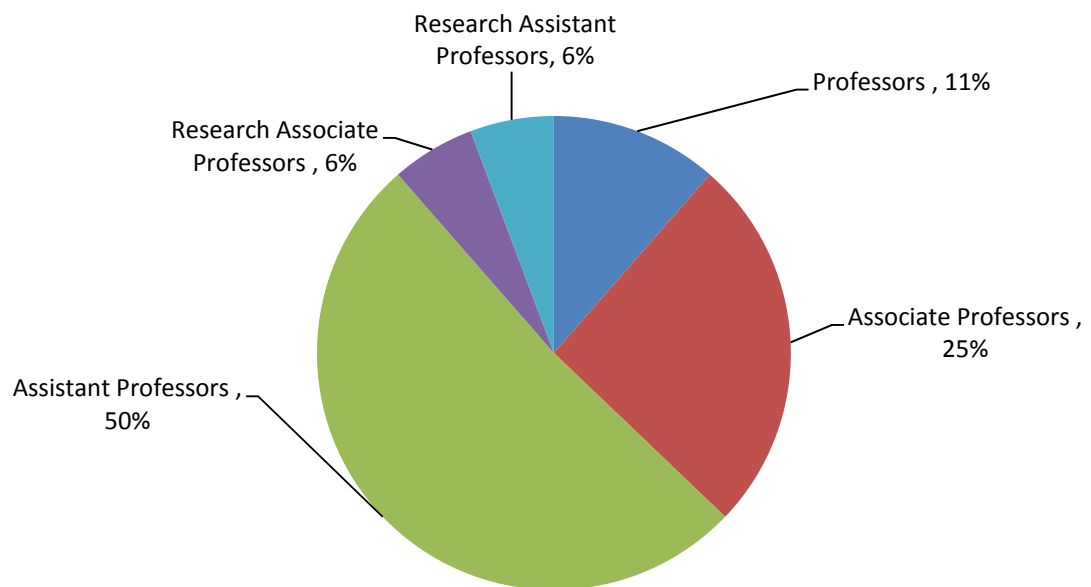
Murry Pathology, School of Medicine	Seattle Center for Accelerated Innovations	NIH	\$24,000,000/7 years	Denied	1	2	BNT: 127 KPL: 42 TOTAL: 169
Sheehan Cardiology, School of Medicine	Center for Scientific Research	NFLPA	\$96,709,174/9 years	Denied	8		BNT: 29 KPL: 20 TOTAL: 49
Wasserheit Global Health, School of Medicine and School of Public Health	STRAIT	USAID	\$24,997,343/5 years	1 of 17 finalists Reverse Site Visit Denied	6	9	BNT: 441 KPL: 197 M Goldman: 100 (on loan from Global Health) TOTAL: 666
Christie Marine and Environmental Affairs, College of the Environment	COCEC	USAID	\$10,000,000/5 years	Not invited to submit full proposal	2	7	BNT: 33 KPL: 47 TOTAL: 80
Raftery Anesthesiology, School of Medicine	Northwest Metabolomics Research Center	NIH	\$11,435,773/5 years	Denied	4	2	BT: 22 KPL: 20 TOTAL: 42
Murray Oceanography, College of the Environment	C-OARE: Center for Ocean Acidification Research and Education	NSF	\$25,000,000/ 5 yrs Not awarded	Denied	2	4	BNT: 111 KPL: 81 TOTAL: 192

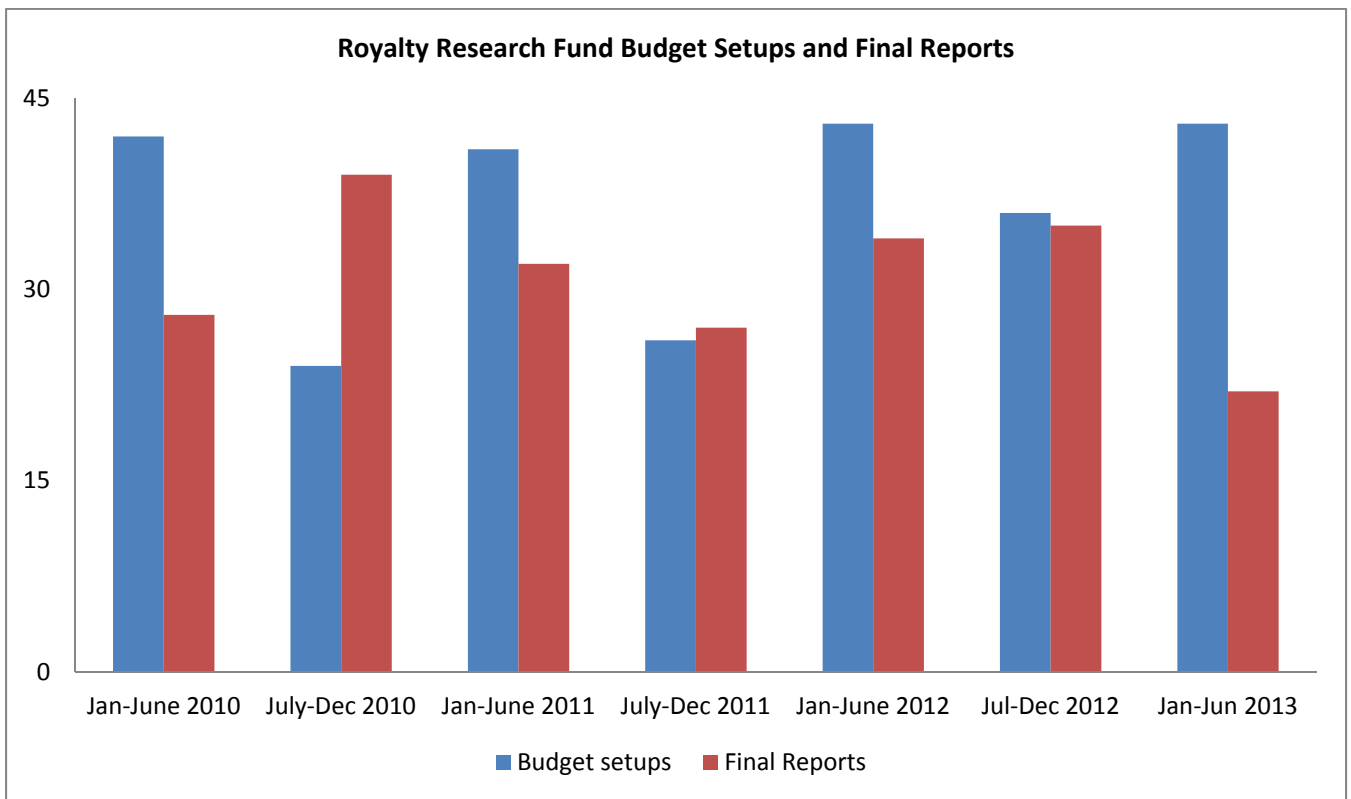
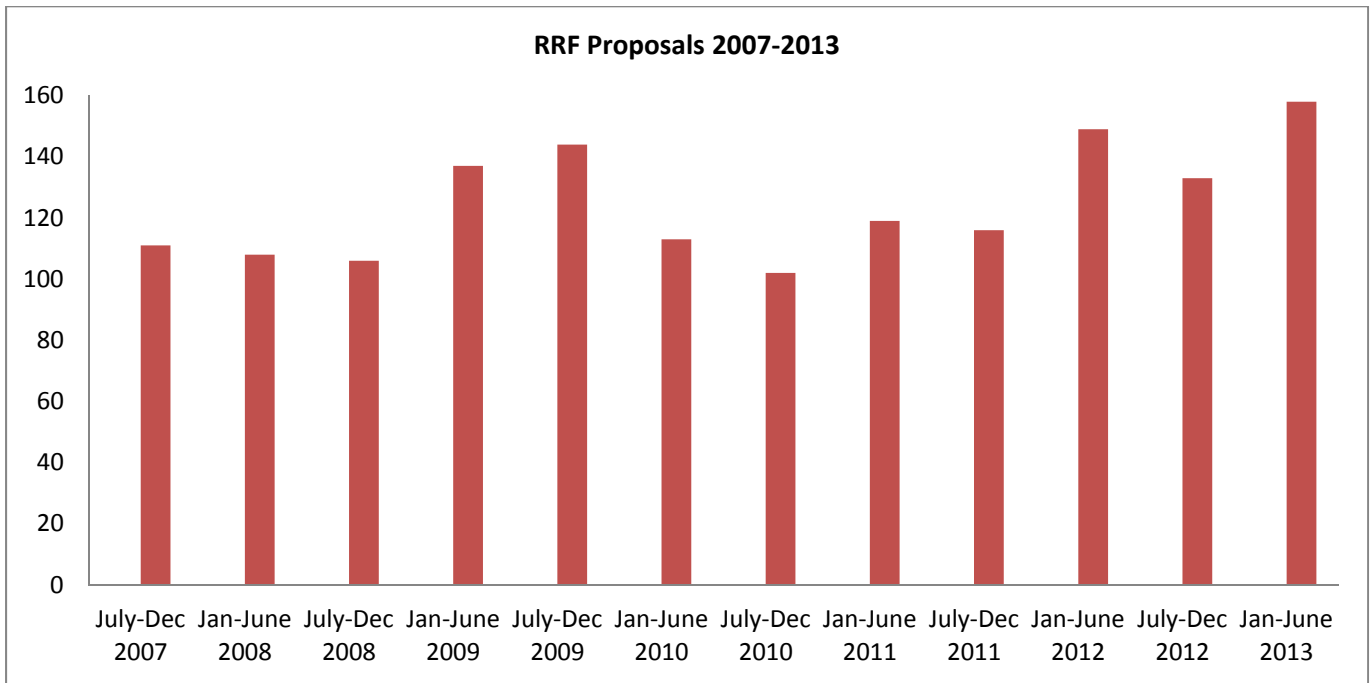


RRF Awards by Subcommittee, Spring 2013



RRF Awards by Rank, Spring 2013

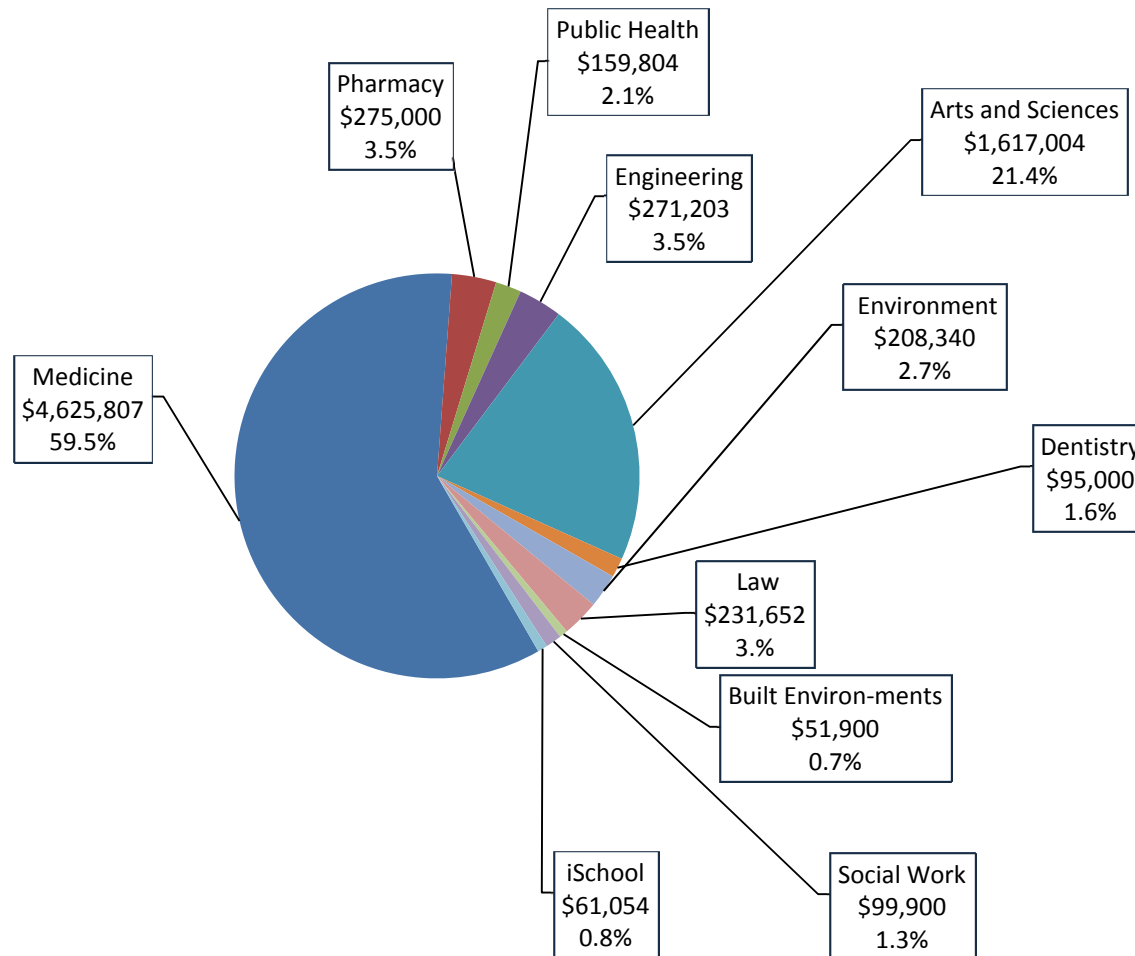




Office of Research Central: Bridge Funding

Provost Bridge Awards External Funding Received by School and College/Direct and Indirect Cost December 2006 - May 2012 (8/15/13)															
School/College Provost Bridge Award Total from 12/06-05/12	Total Bridge Distribution	December 2006	May 2007	December 2007	May 2008	December 2008	May 2009	December 2009	May 2010	December 2010	May 2011	December 2011	May 2012	TOTAL	Return on Investment
Arts and Sciences	1,778,592	0	4,807,811	2,664,541	953,558	3,502,354	1,867,243	5,533,237	2,842,486	1,345,162	2,065,000	0	908,000	26,489,392	14.9
Built Environments	51,900	0	0	0	0	0	0	0	0	0	0	0	0	0	0
Dentistry	121,168	0	0	0	1,716,000	0	0	0	0	0	0	0	0	1,716,000	14.2
Engineering	271,203	250,000	1,600,800	0	0	947,086	0	177,500	0	0	0	0	0	2,975,386	11
Environment	243,795	0	0	581,587	0	5,175,481	20,000	0	0	66,000	0	115,000	0	5,958,068	24.4
Law	280,370	0	0	0	0	0	0	0	0	90,000	0	0	20,000	110,000	0.4
Medicine	4,975,807	7,181,516	3,815,799	2,572,976	3,476,070	4,921,236	1,065,864	4,130,847	1,721,358	7,556,048	997,459	3,184,677	3,695,251	44,319,101	8.9
Pharmacy	325,000	1,363,553	0	0	3,044,386	0	0	0	0	0	0	0	0	4,407,939	13.6
Public Health	159,804	1,613,230	12,500	1,756,480	0	0	0	0	0	0	496,053	0	0	3,878,263	24.3
iSCHOOL	61,054	0	0	0	0	0	0	0	0	0	0	0	0	0	0
Social Work	149,900	0	0	0	0	0	0	0	0	0	0	766,402	2,397,693	3,164,095	21.1
TOTAL	8,418,593	10,408,299	10,236,910	7,575,584	9,190,014	14,546,157	2,953,107	9,841,584	4,563,844	9,057,210	3,558,512	4,066,079	7,020,944	93,018,244	

Provost Bridge Awards by School and College 12/06-5/13

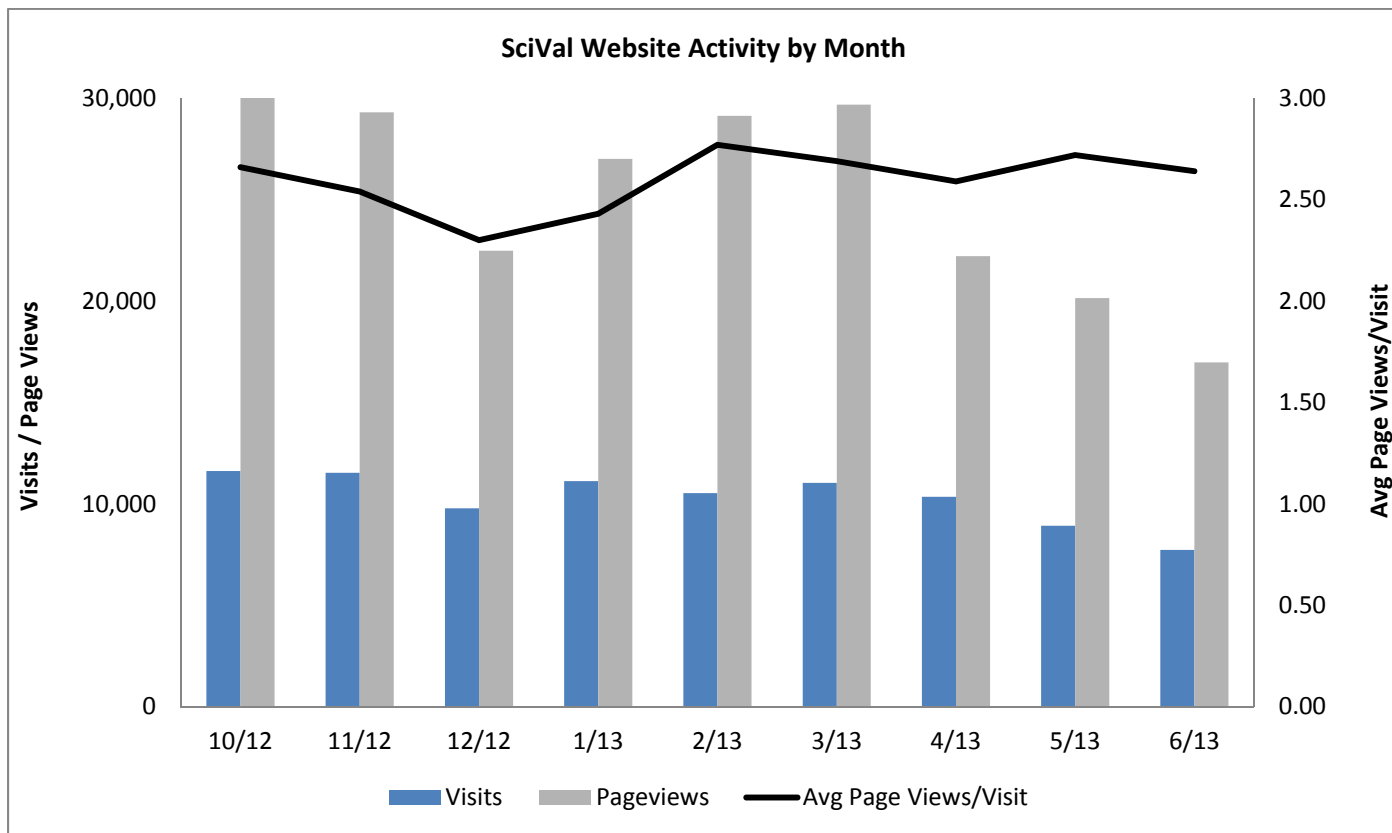


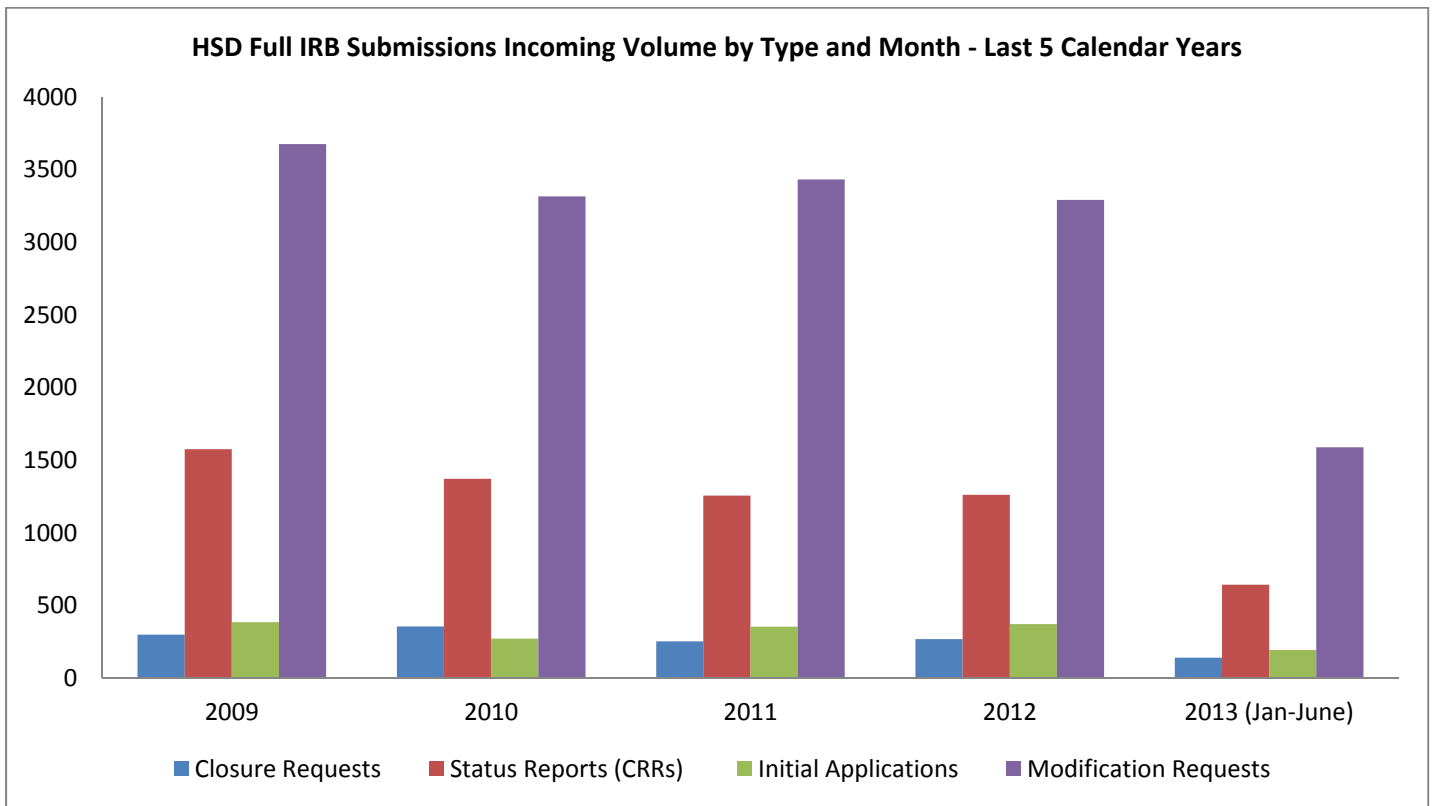
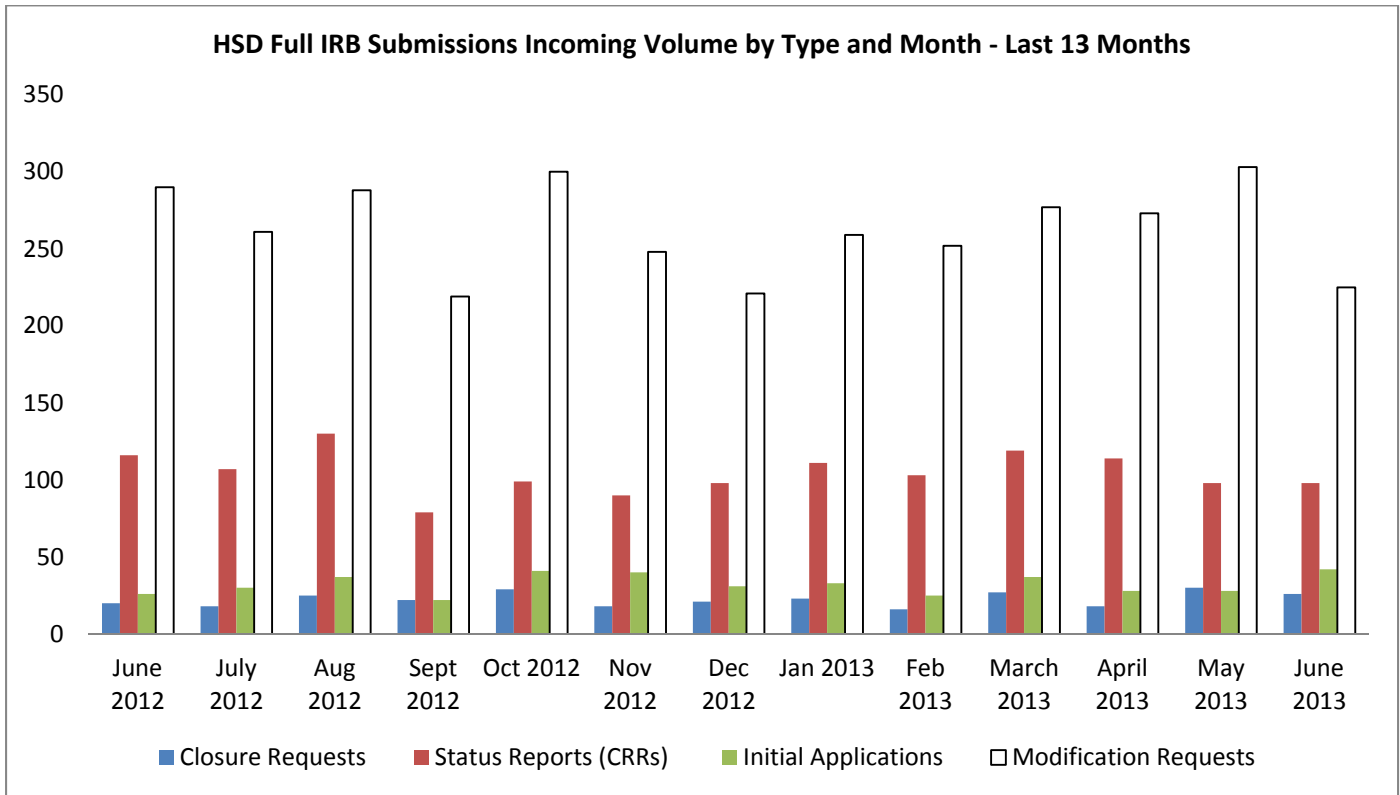
**Success of Bridge Funding Program
December 2006 - May 2012**

Submission Date	Total Distribution Provost ¹	Total Distribution Matching ¹	Total Provost and Matching	Number of Bridge Awards	Awardees Receiving External Funding within 1.5 yrs of award	% Receiving Funding	External Grants Obtained (direct and indirect costs)	Return on Investment (fold return)
12/06	\$504,581	\$517,748	\$1,022,329	13	10	77%	\$10,408,299	10.2
05/07	\$372,287	\$388,270	\$760,557	13	12	92%	\$10,236,910	13.5
12/07	\$503,444	\$560,724	\$1,064,168	15	8	53%	\$7,575,584	7.1
05/08	\$563,220	\$559,524	\$1,122,744	12	6	50%	\$9,190,014	8.2
12/08 ¹	\$577,006	\$583,768	\$1,160,774	15	9	60%	\$14,546,157	12.5
05/09 ¹	\$401,668	\$406,137	\$807,805	10	6	60%	\$2,953,107	3.7
12/09 ¹	\$394,871	\$394,870	\$789,741	12	10	83%	\$9,841,584	12.5
05/10 ¹	\$308,252	\$321,319	\$629,571	7	4	57%	\$4,563,844	7.2
12/10	\$454,874	\$454,873	\$909,747	11	8	73%	\$9,057,210	10.0
05/11 ^{1,2}	\$391,592	\$406,470	\$798,062	9	5	56%	\$3,558,512	4.5
12/11 ^{1,2}	\$417,449	\$431,264	\$848,713	9	7	77%	\$4,066,079	4.8
05/12 ²	\$355,091	\$359,181	\$714,272	8	7	88%	\$7,020,944	9.8
Total	\$5,244,335	\$5,384,148	\$10,628,483	134	92	69%³	\$93,018,244	8.7³

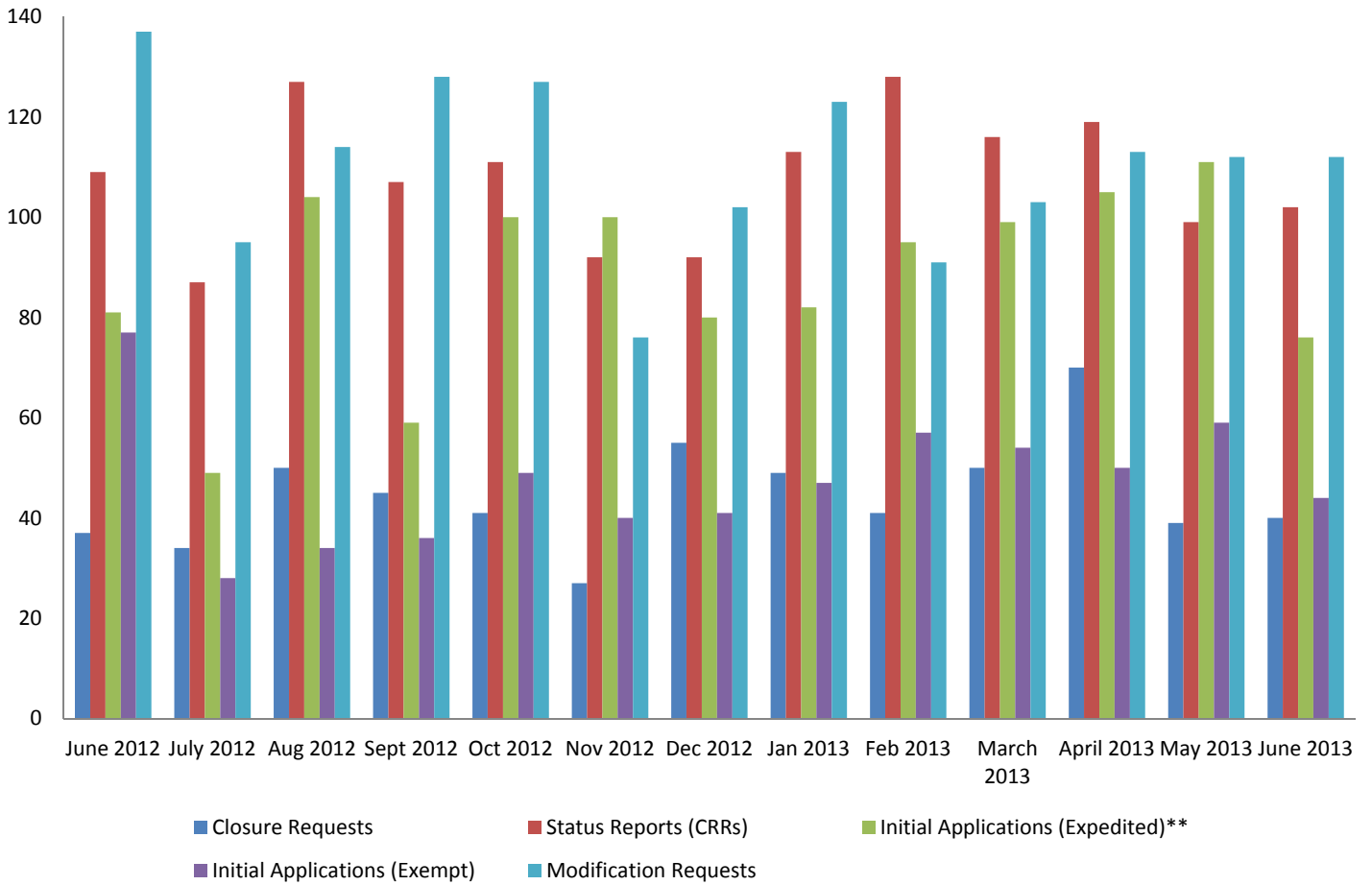
NOTES:

1. The total represented is the total bridge funding distribution less returned funds
2. Does not include awards currently in extension
3. Average

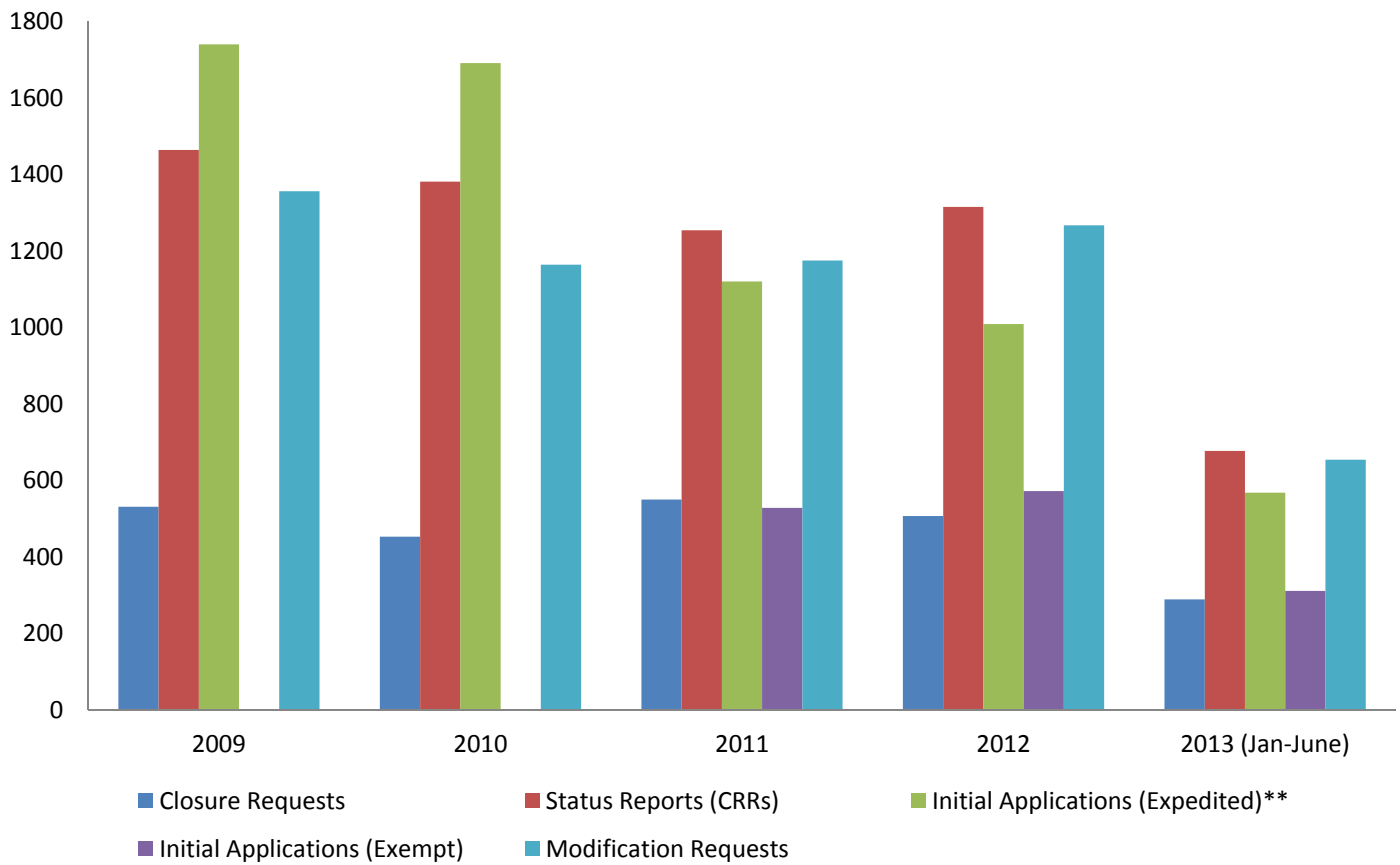




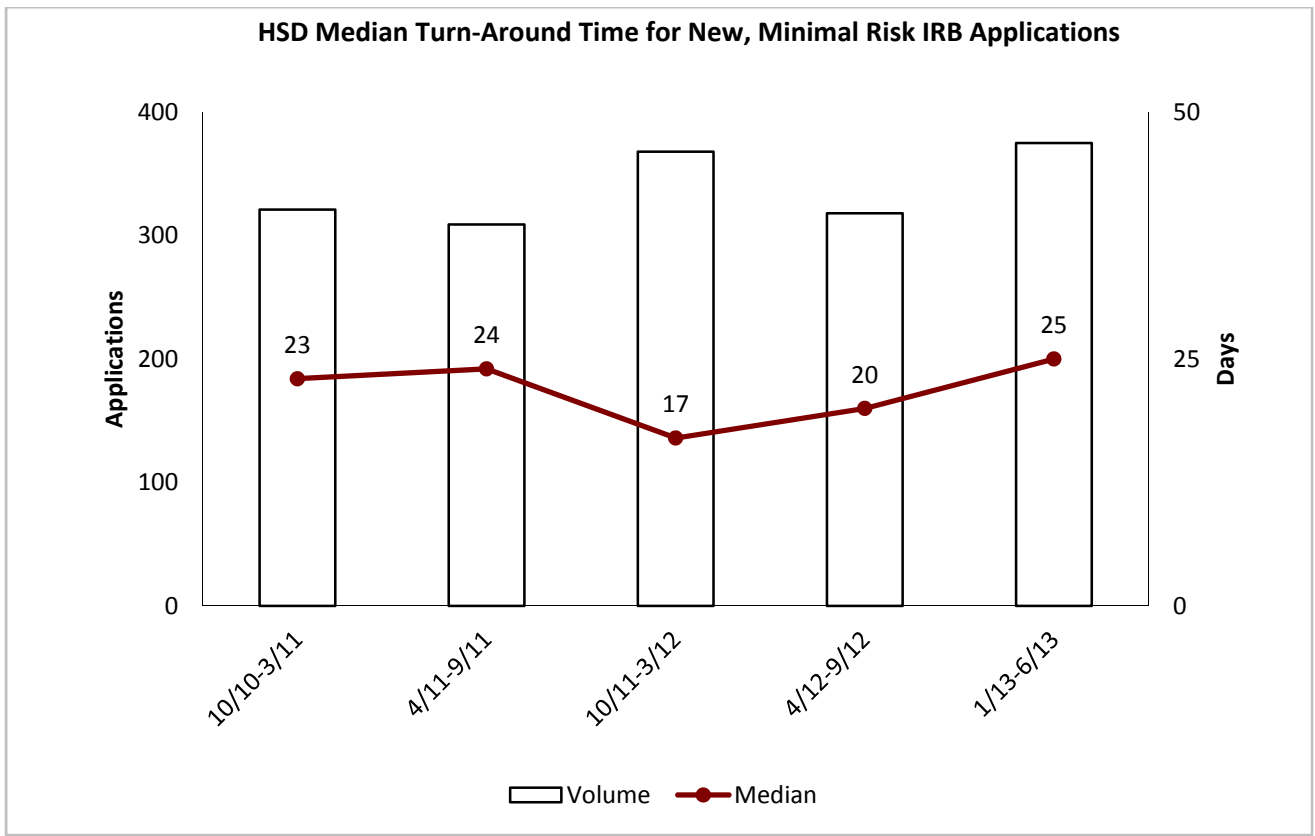
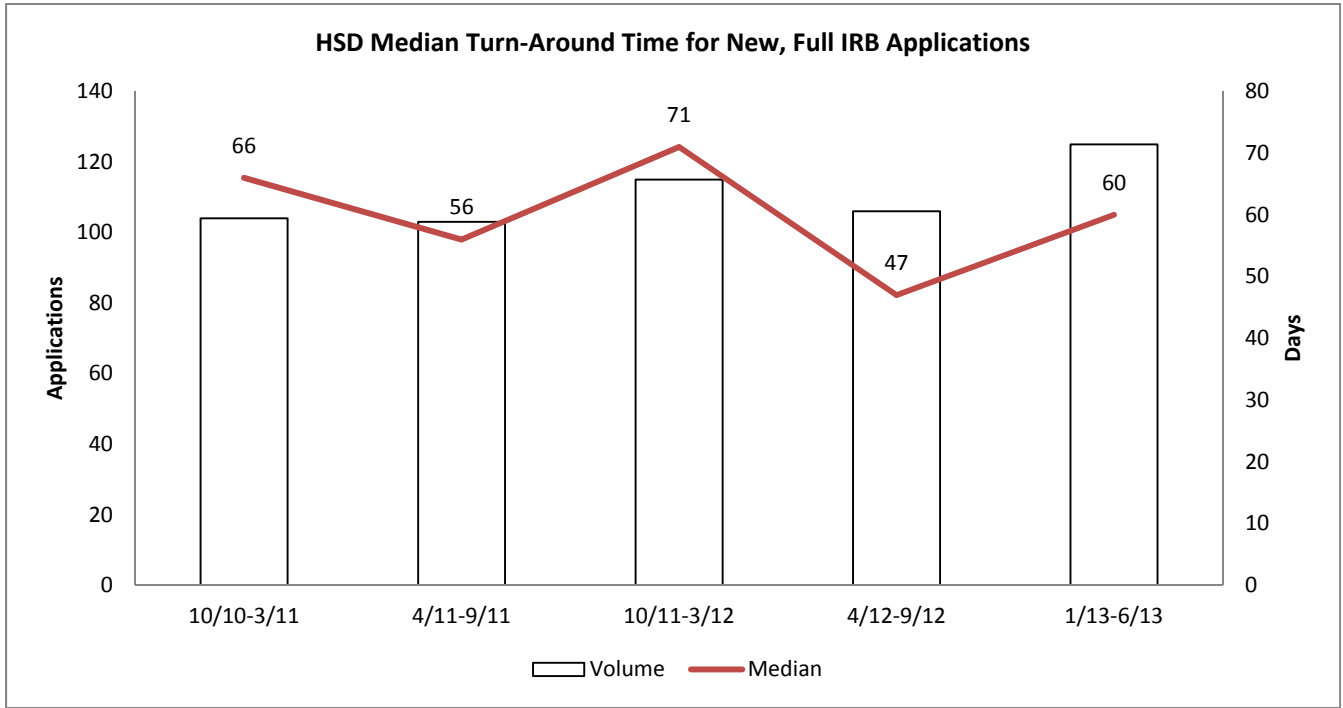
HSD Minimal Risk Submissions Incoming Volume by Type and Month* - Last 13 Months



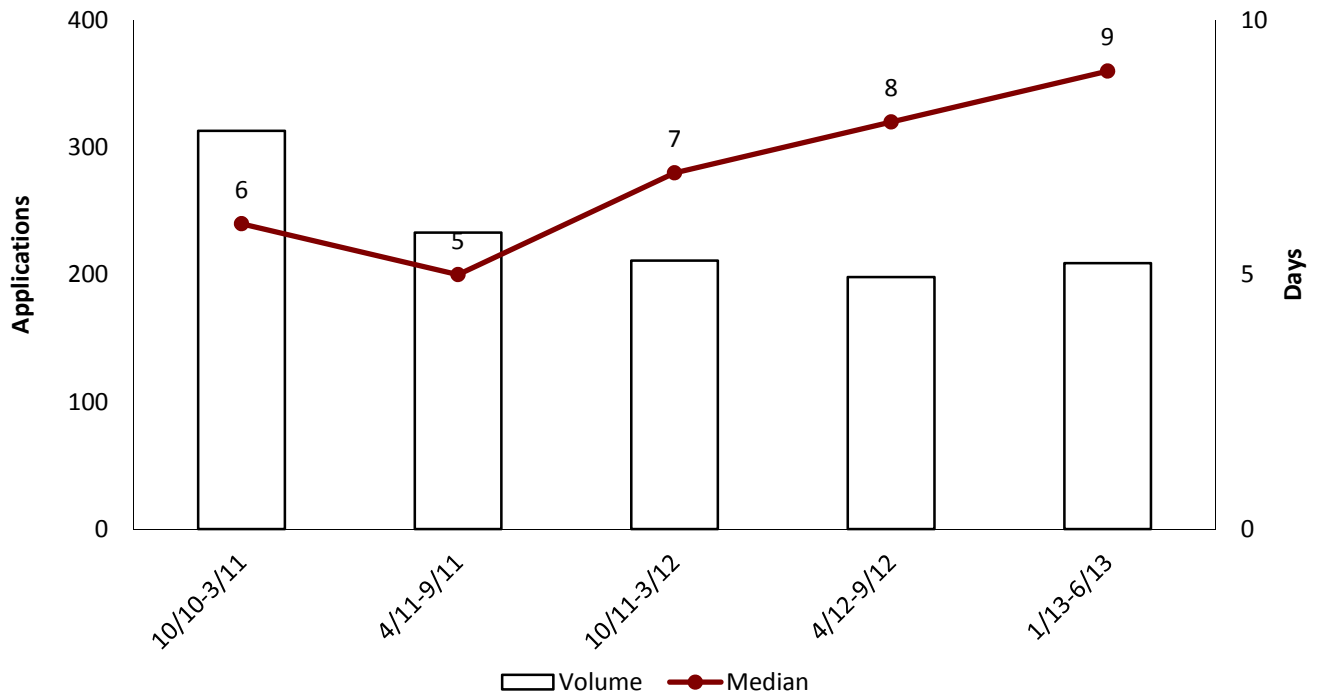
**HSD Minimal Risk Submissions Incoming Volume by Type and Month*
Last 5 Calendar Years**



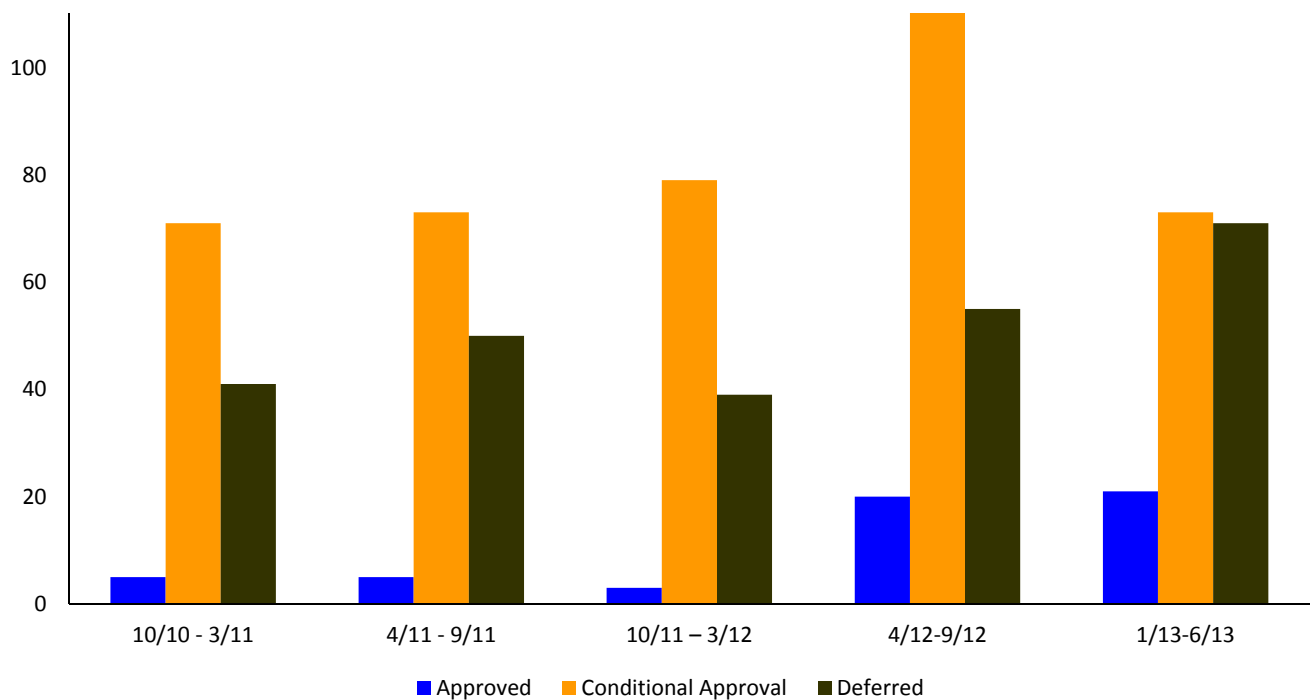
***NOTE:** HSD is no longer calculating Turn-Around Times (TAT), distribution of IRB outcomes, or modification frequencies on a quarterly basis. As of Jan 2013, Turn-Around Time metrics will be available in early Feb each year for the period of July-December of the year prior, and in early August for the period of January-June of that year. However, HSD HAS added target Turn-Around Times for full board and expedited applications and ranges.

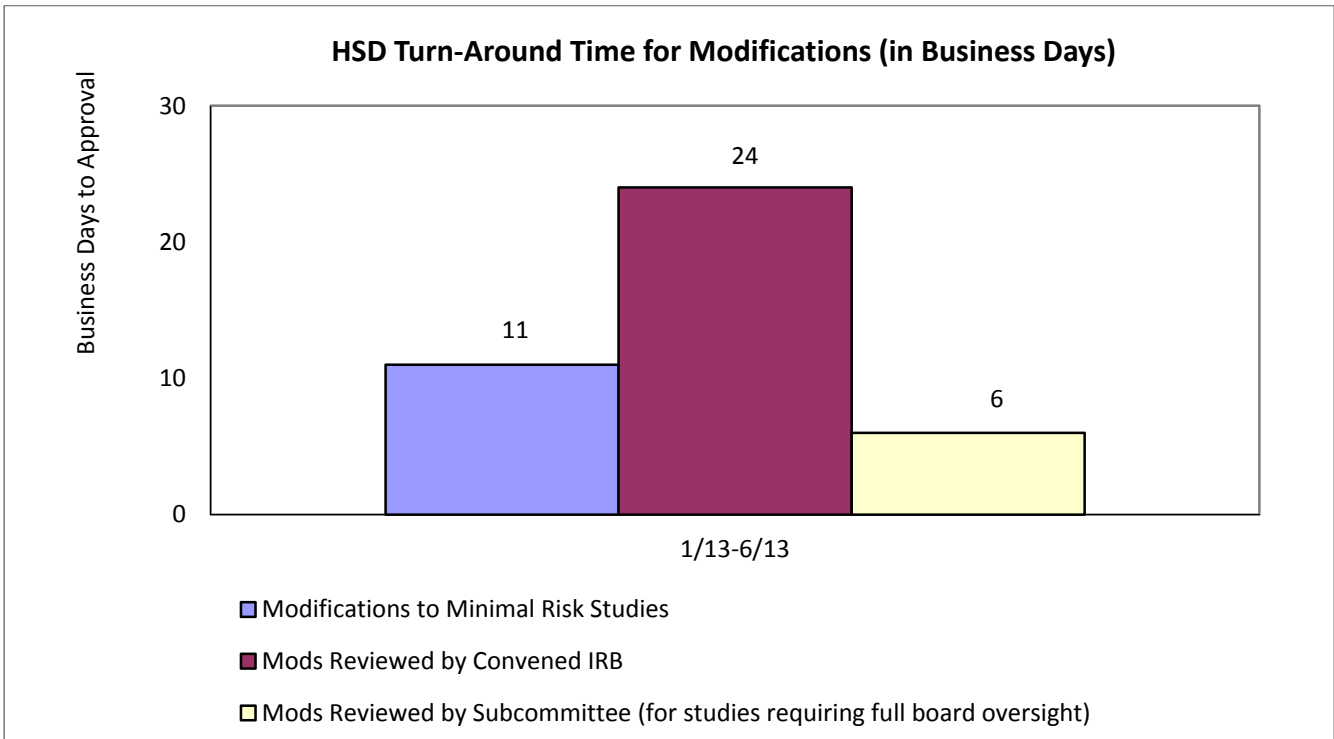


HSD Quarterly Turn-Around Time for New Applications for Exempt Status



HSD Distribution of Outcomes of First Full IRB Review





Trainings and Outreach

Unit	Session Title	Action (Training/ Outreach)	Sessions Within the Last 3 Months	Total Attendees Within the Last 3 Months
OSP	Introduction to Research Administration	Training	2	38
OSP	How to Prepare a Basic Budget	Training	1	11
OSP	FEC Beyond the Basics - Managing Faculty Effort	Training	1	10
OSP	Grant and Contract Fiscal Administration: Compliance	Training	1	20
OSP	Introduction to Grant and Contract Certification (GCCR)	Training	1	17
OSP	Post-Award Financial Administration: Processes, Offices and Best Practices	Training	1	20
OSP	Cost Sharing Essentials	Training	1	10
OSP	Introduction to Faculty Effort Certification	Training	1	12
OSP	Subcontract Monitoring Guidelines for PIs and Departments	Training	1	2
OSP	eFECs for FEC coordinators	Training	1	4
OSP	FEC Beyond the Basics - Salary Limitations - Salary Cap and K Awards	Training	1	8
OSP	Budget Busters: Identifying the hidden costs in international budgets	Training	1	5
OEI	SoN Project Management Basics	Training Session	1	10

OEI	ITHS All Staff Teambuilding	Training Session	1	50
OEI	RCIC Retreat design & facilitation	Retreat	1	10
ORIS	SAGE 101	Training	5	36
ORIS	SAGE Budget	Training	3	11
ORIS	SAGE 102: Grant Runner	Training	1	10
ORIS	FIDS 101	Training	2	20

Guidance, Training and Outreach - Development & Updating

Unit	Name	Action (Development / Update)	Description
HSD	Training program for new staff	development	Continued developing materials and modules for training of new HSD staff
HSD	Training program for existing staff: SOP Renovation	development	Creating and implementing a training program for all HSD staff for learning about HSD's new set of standard operating procedures and associated tools. This includes monthly staff training retreats and breakout modules targeted to different staff positions
HSD	Training program for researchers	development	Beginning to develop training outreach to campus - includes targeted education around SOP renovation changes as well as the start of an effort to provide more regular on-campus education
OSP	Visit to the department of oncology at SCCA	Development	Meet and greet tp establish wokring relationships with new team assignments
OSP	Met with DOH & DOC at UW Tacoma	Development	Meet and greet tp establish wokring relationships with new team assignments

OSP	Met with ME 2 Students and C4C	Development	Meet and greet tp establish wokring relationships with new team assignments
OSP	Met with Dr. Vessella Group	Development	Meet and greet tp establish wokring relationships with new team assignments
OSP	Met with AGO, Genome Science	Development	Meet and greet tp establish wokring relationships with new team assignments
OSP	Met with DOT Burke Gilman trail proposal	Development	Meet and greet tp establish wokring relationships with new team assignments
OSP	GCA LEAN Project	Development	Meet and greet tp establish wokring relationships with new team assignments
OSP	Met with Pathology	Development	Meet and greet tp establish wokring relationships with new team assignments
OSP	Met with Radiology	Development	Meet and greet tp establish wokring relationships with new team assignments
OSP	Met with Dept of Commerce	Development	Meet and greet tp establish wokring relationships with new team assignments
OSP	Met with WA DoH	Development	Meet and greet tp establish wokring relationships with new team assignments
OSP	Met with Mech Engr	Development	Meet and greet tp establish wokring relationships with new team assignments
OSP	Met with Family Medicine	Development	Meet and greet tp establish wokring relationships with new team assignments
OSP	Met with COE/Lidstrom group	Development	Meet and greet tp establish wokring relationships with new team assignments
OSP	Met with MAA and Karen Low (SOM) and Sinh re. OSP Admin fee for VA Contracts	Development	Meet and greet tp establish wokring relationships with new team assignments
OSP	Visit to Hematology	Development	Meet and greet tp establish wokring relationships with new team assignments
OSP	Visit to Aero/Astro	Development	Went to Carl Knowlen's lab with Bob Conley to discuss Export Control in Early May
OSP	Visit Electrical Engineering	Development	Get contract sign and talk with staff and PI

OSP	Visit to Aero and Astro	Development	Get Contract signed and talk with PI and staff
OSP	Visit to HDCE	Development	Meet and greet tp establish wokring relationships with new team assignments
OEI	ITHS All Staff	Outreach	OEI intro.
OEI	OAW Leadership Team	Outreach	Strategy Planning Introduction
OEI	WSG All Staff	Outreach	Annoucement of WSG Reorg and update on OEI Project