

PREPARED BY THE OFFICE OF SPONSORED PROGRAMS &
GRANT AND CONTRACT ACCOUNTING

ANNUAL REPORT

AWARDS & EXPENDITURES RELATED TO RESEARCH,
TRAINING, FELLOWSHIPS & OTHER SPONSORED PROGRAMS

FY 2014



UNIVERSITY *of* WASHINGTON

CONTENTS

- 5 Letter from Vice Provost Mary Lidstrom
- 6 Enhancements to the Annual Report
- 7 Highlights

Proposals & Awards

- 13 **Schedule 1** Grant and Contract Proposals Submitted, by Originating Sponsor FY 2012-2014
- 14 **Schedule 2a** Trends in Total Grant and Contract Awards, in Millions, FY 1995-2014
- 15 **Schedule 2b** Total Grant and Contract Awards, FY 1963-2014
- 16 **Schedule 3a** Trends in Grant and Contract Awards by Originating Sponsor, in Millions, FY 2010-2014
- 17 **Schedule 3b** Summary of Sponsored Project Awards Received from Originating Sponsor, by Type, FY 2012-2014
- 18 **Schedule 4** Grant and Contract Awards by College/Department, FY 2014

Expenditures

- 26 **Schedule 5** Direct Expenditures from Sponsored Projects, Including Research, Training, Fellowships and Other Sponsored Programs, by Source of Funds, FY 2010-2014
- 27 **Schedule 6** Direct Expenditures from Sponsored Projects, by Type of Program and Support Type, FY 2014
- 30 **Schedule 10** Direct Expenditures from Sponsored Projects, by Source of Support and by College/Department, in Millions, FY 2014
- 39 **Schedule 11** Direct Expenditures from Non-Federal Support, by Source of Support and by College/Department, in Millions, FY 2014
- 47 **Schedule 12** Direct Expenditures from Sponsored Projects, by College/Department, FY 2013-2014
- 48 **Schedule 13** Direct Expenditures from Sponsored Projects, by Expense Type, in Millions, FY 2010-2014
- 49 **Schedule 14** Direct Expenditures from Sponsored Projects, by Type of Program and by College/Department, FY 2014
- 57 **Schedule 15** Direct Expenditures and Indirect Costs from Sponsored Projects, by College/Department, Including Research, Training, Fellowships and Other Programs, FY 2014
- 65 **Schedule 15A** Breakdown of Facilities and Administrative (F&A) Cost by Major Category, FY 2008 (Reflects Data from Last Base Year, FY 2008)
- 66 **Schedule 16** University Employees Paid from Grant and Contract Funds, FY 2010-2014
- 68 **Schedule 17** Royalty Research Fund Awards, January 2010 – September 2014
- 70 **Schedule 18** Direct Expenditures from Special State Provisos, Classified as ROF 19s

Appendices

- 71 **Appendix 1** Notes and Definitions
- 72 **Appendix 2** Sources of Funds (Agencies and Organizations) in Schedules 1 and 3

LETTER FROM VICE PROVOST MARY LIDSTROM

Dear Colleagues,

Research is the foundation upon which our future is built, with far-reaching impacts for the region and the world. We have a powerful funding profile, with grant and contract totals for fiscal year 2014 at \$1.386 billion. We have tripled our research funding over the last twenty years, which has allowed us to invest in targeted initiatives to support research that is helping to solve the world's most pressing societal issues, as well as foster collaboration nationally and internationally.

Our top rankings have been consistent, including those published by the Institute of Higher Education at China's Shanghai Jiao Tong University where the UW placed 15 among the world's top universities (13 nationally and in the top five in Clinical Medicine and Pharmacy). The Higher Education Evaluation and Accreditation Council of Taiwan (HEACT) ranked the UW fifth overall and first in public universities worldwide for the quality and impact of research endeavors.

To meet the needs of our campus partners, the Annual Report Team—made up of members from Grant and Contract Accounting, Office of Research, Office of Sponsored Programs, and Office of Research Information Services—have made a number of improvements to this report. These changes include the elimination of a few schedules, minor changes to titles, and changes to some of the reporting methodology. Note that the Schedule numbering system remains the same.

The changes demonstrate significant progress in the multi-year effort to:

- focus the report on sponsored projects (proposals, awards, and expenditures)
- eliminate potential double counting issues
- bring our reporting in line with major federal reporting requirements (e.g., NSF's HERD survey)
- provide real-time research data that is both easily reproducible and verifiable

We are investing in our future by enabling research advances that maintain our impact and competitiveness. Our research funding continues to grow which is a testament to our amazing faculty and students. I am pleased to present the Office of Research Annual Report for Fiscal Year 2014.

Sincerely,



Mary Lidstrom
Vice Provost for Research

ENHANCEMENTS TO THE ANNUAL REPORT

This year the Annual Report Team (GCA, OR, OSP, and ORIS) made a number of changes to the Annual Report. These changes included the elimination of some schedules and changes to the reporting methodology. The Schedule numbering system has not changed this year.

What's changed:

Item	Reason
Elimination of gifts/endowments from our reports (ROF 35s, Budget Type 06).	Not part of the sponsored projects process
Elimination of Federal Work Study expenditures, State Need Grant expenditures, and other student financial aid expenditures that the UW classifies as "Grant and Contracts" in FAS (under ROF 31, Budget Type 05).	Not part of the sponsored projects process
Elimination of fixed price surplus budgets (Budget Type-Class 05-34), royalty income expenditures (Budget Type-Class 05-57) and consulting funds (05-53).	Not part of the sponsored projects process and can't be traced back to any eGC1.
Elimination of Schedules 7, 8 and 9 (comparisons of "external vs internal" expenditures).	Included a variety of budgets that did not accurately represent unit activities
Change of expenditure definitions for Schedules 13 and 15.	For consistency, UW's definitions for expenditure categories are now used.
Addition of Schedule 18, Direct Expenditures from Special State Provisos, Classified as ROF 19s.	Though not attributable to a specific eGC1, these are restricted funds originating from Washington State that are directed towards specific research activities.

HIGHLIGHTS

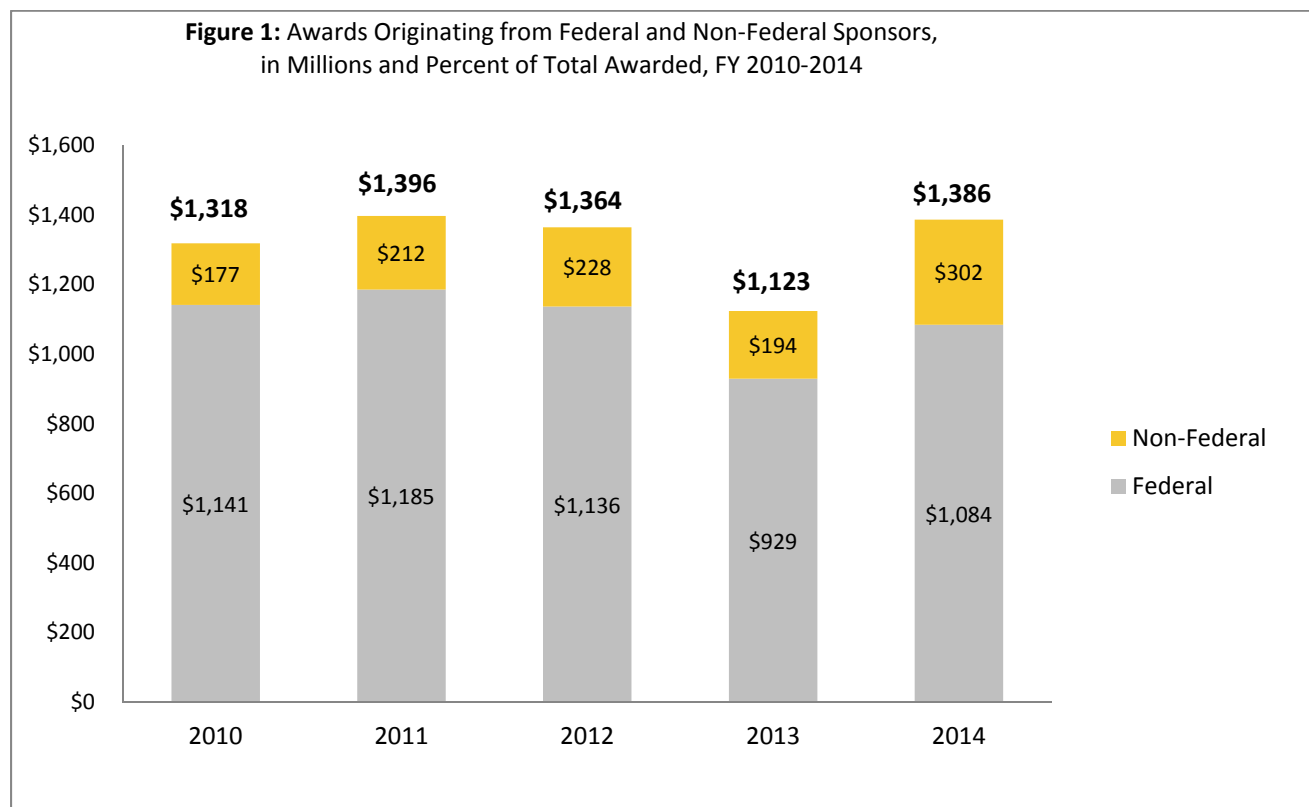
AWARDS

During Fiscal Year 2014, the University requested \$4.072 billion and was awarded \$1.386 billion in grants and contracts. In comparison, the University received \$1.123 billion in Fiscal Year 2013.

FY 2014 federal awards totaled \$1.084 billion (78% of the \$1.386 billion total) to support research, equipment, fellowships and training, special programs of instruction, and service programs that support our region and the nation.

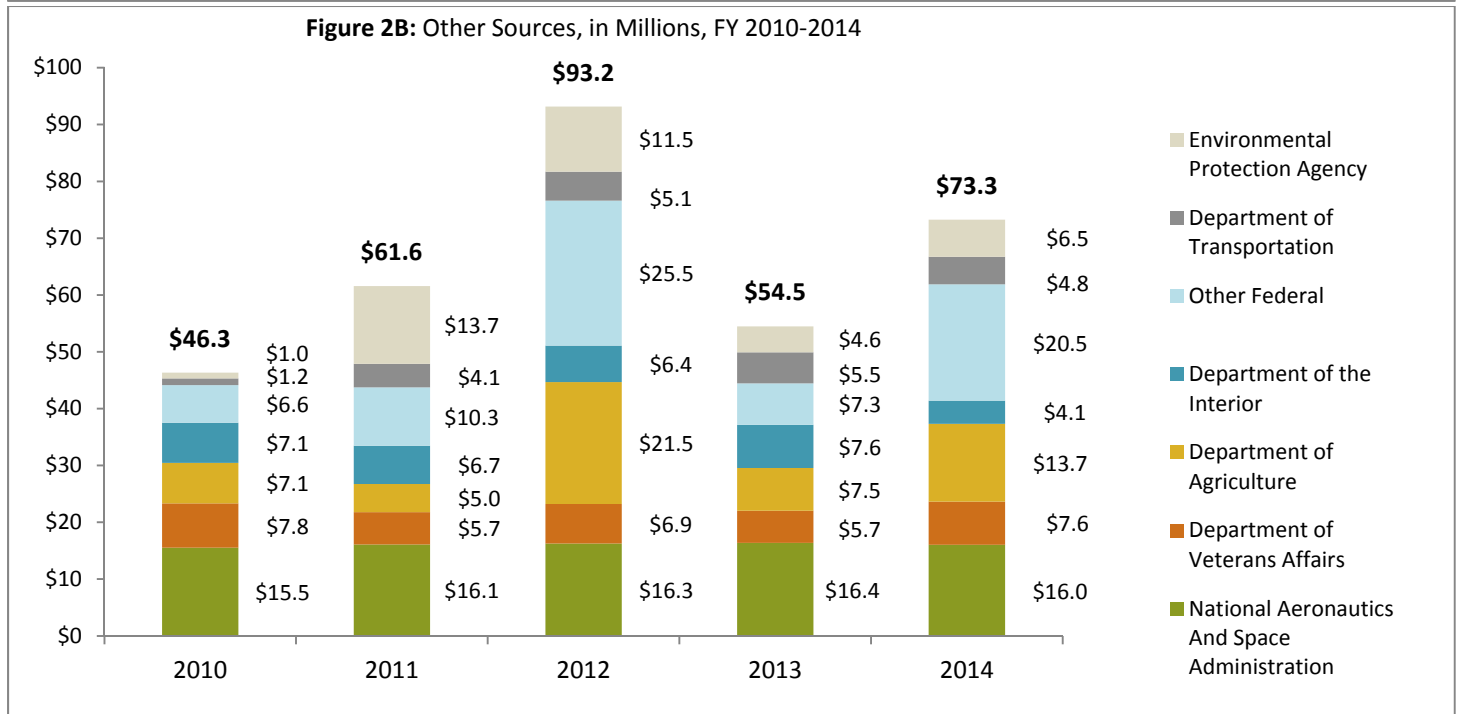
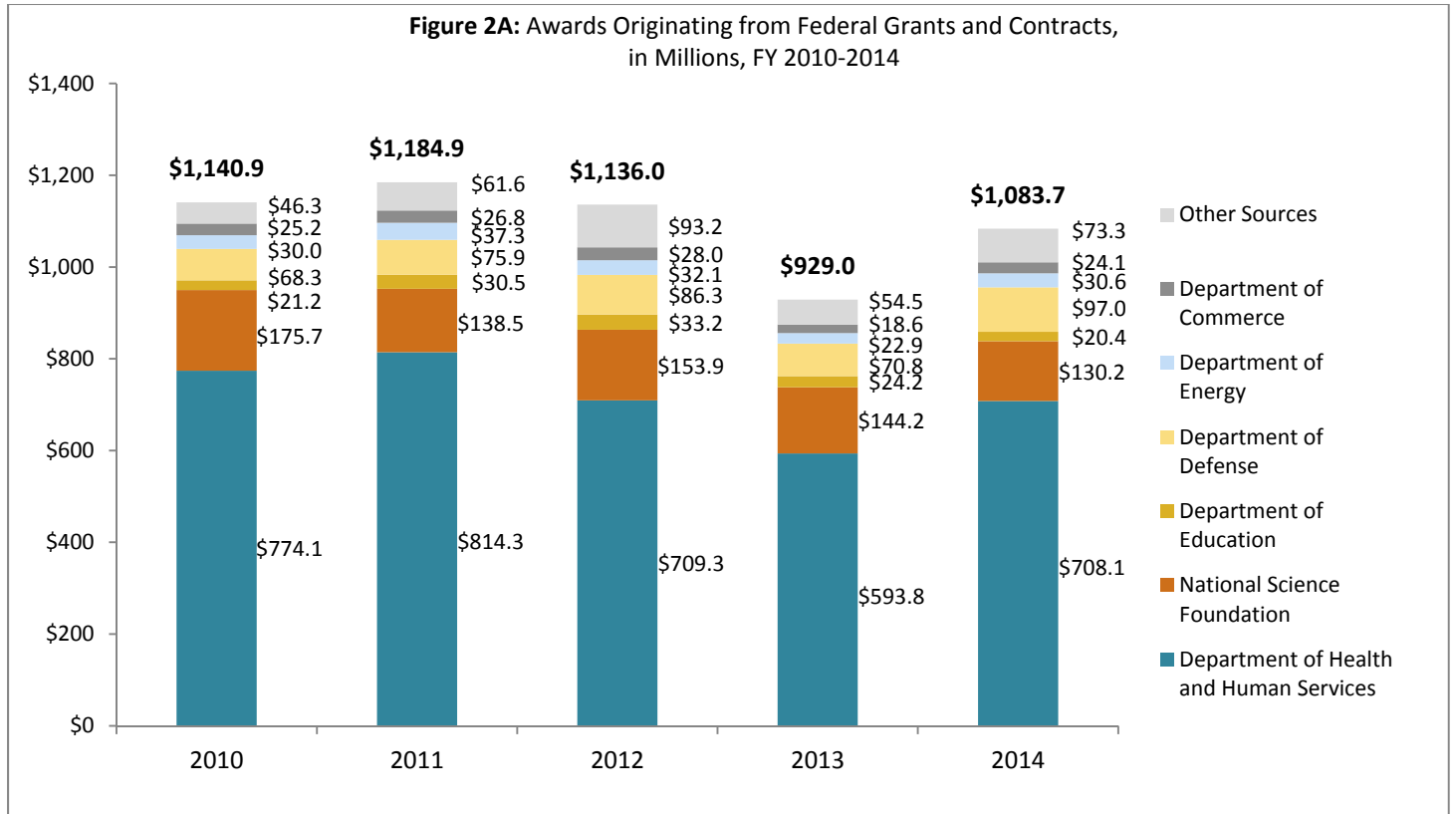
The timing of the federal sequestration impacted award levels in FY 13 and FY 14. Federal sponsors delayed funding awards until the end of the federal fiscal year 2013, which is the beginning of UW's fiscal year 2014. This accounts for most of the decrease in FY 13 and most of the increase in FY 14.

In FY 10, FY 11, and FY 12, the University received \$191M, \$158M, and \$7M in ARRA funds, respectively.



AWARDS: FEDERAL SUPPORT

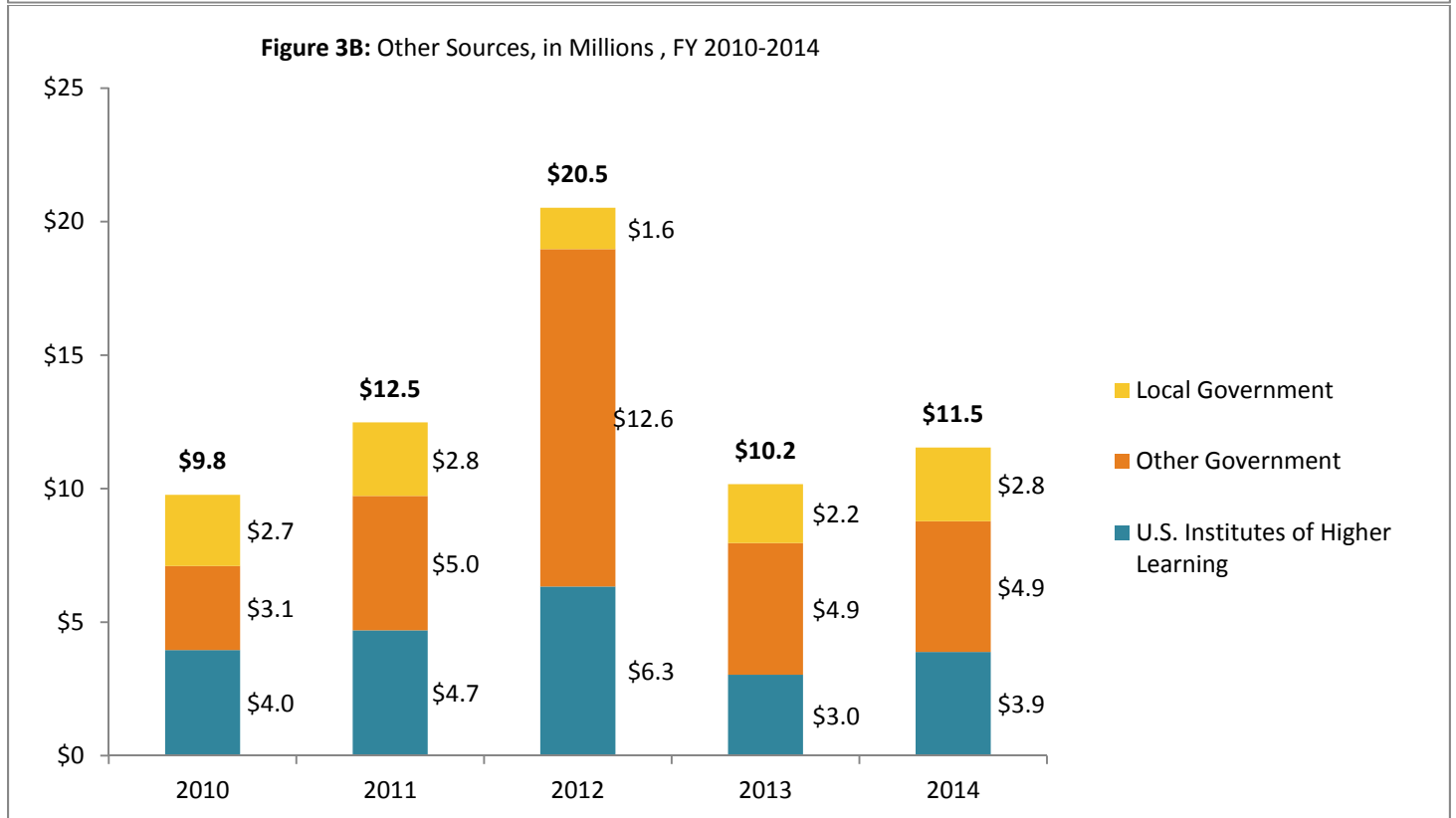
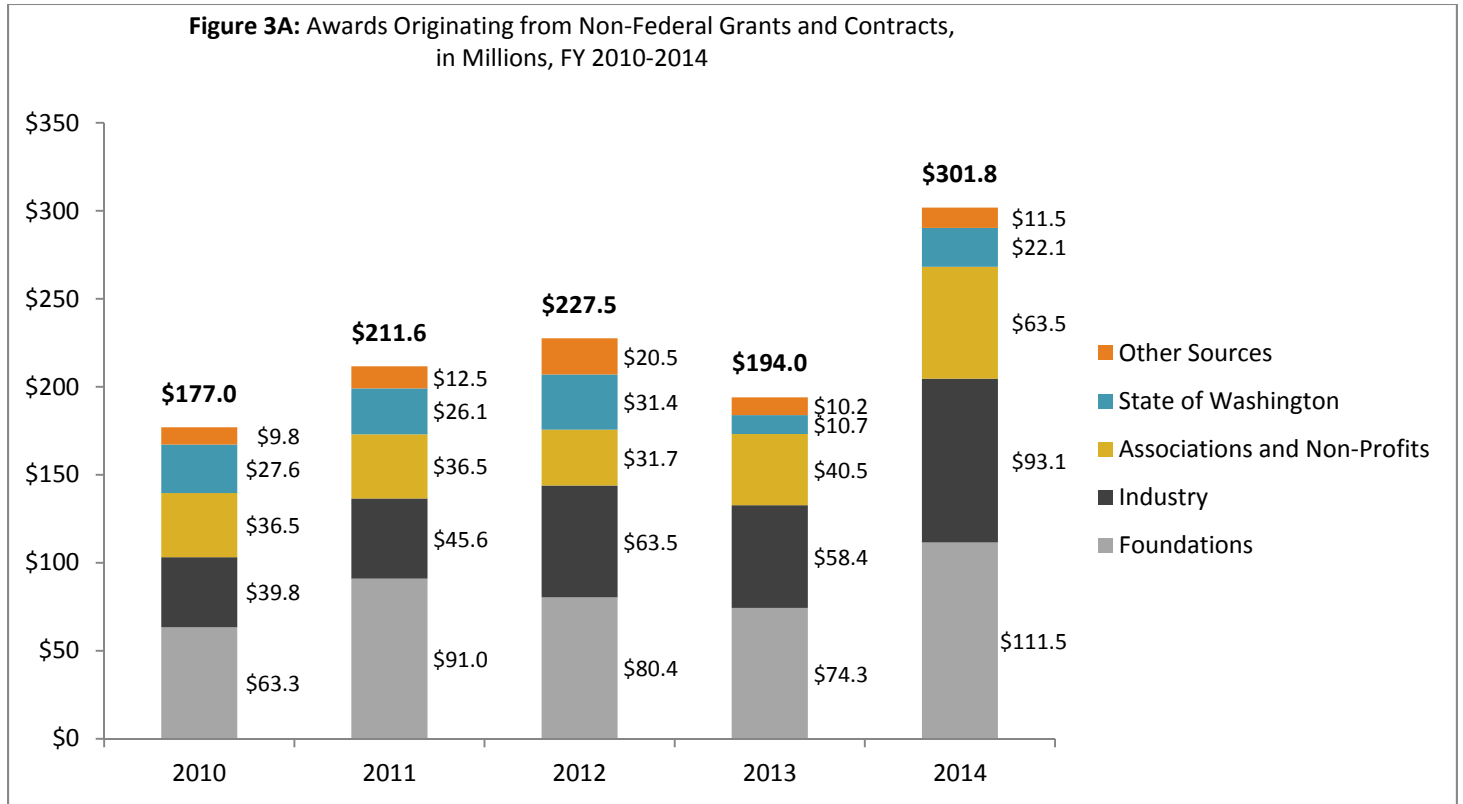
The FY 14 federal awards total of \$1.084 billion represents 78% of the overall \$1.386 billion. The apparent drop in Department of Education funds is due largely to the change in reporting this year. As of FY 14 we no longer report Federal student financial aid awards, which originate from the Department of Education.



- From 2010 – 2011, additional federal funding under ARRA accounts for the higher levels of funding.
- The timing of the federal sequestration impacted award levels in FY 13 and FY 14. Federal sponsors held off funding awards until the end of the federal fiscal year 2013, which is the beginning of UW’s fiscal year 2014. This accounts for most of the decrease in FY 13 and most of the increase in FY 14.

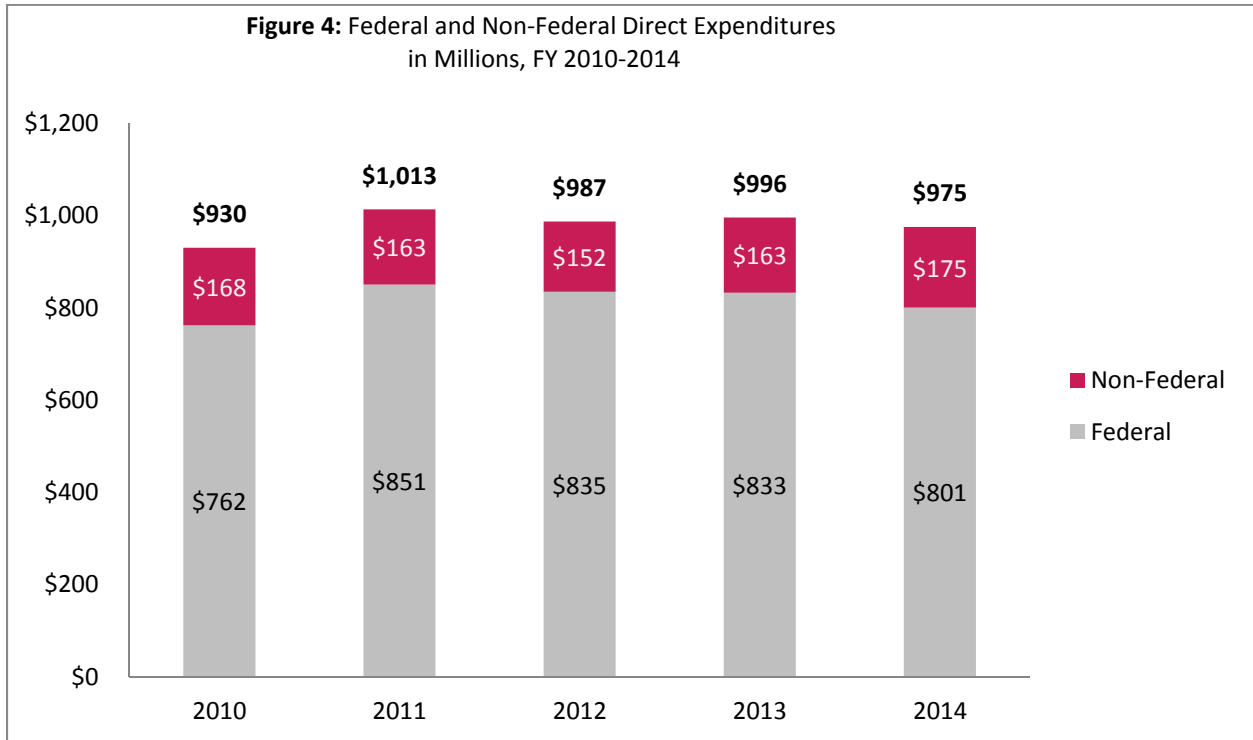
AWARDS: NON-FEDERAL SUPPORT

The FY 14 non-federal awards total of \$302 million represents 22% of the overall \$1.386 billion. The apparent drop in funding from the State of Washington is due largely to the change in reporting this year. As of FY 14, we no longer report State Need Grant awards, which are financial aid awards to students.



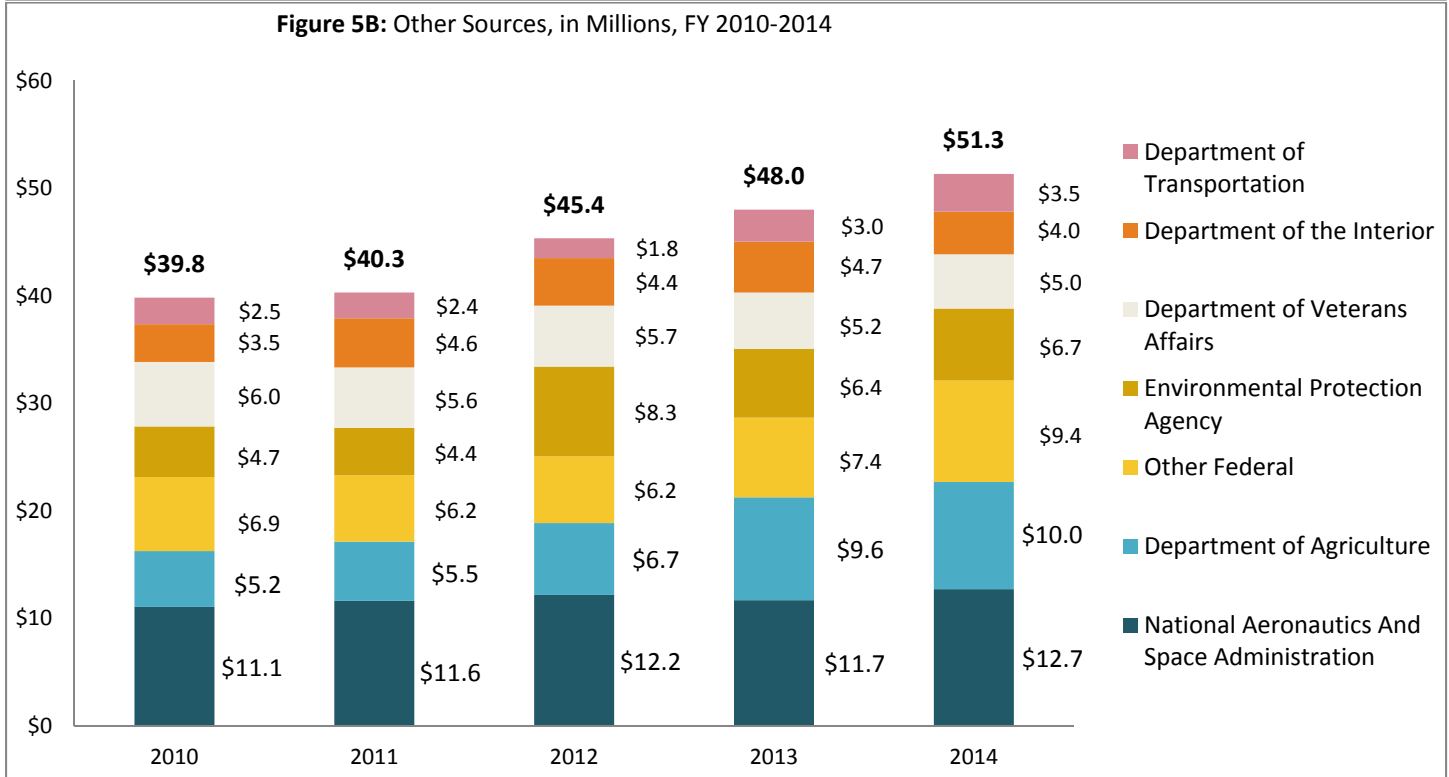
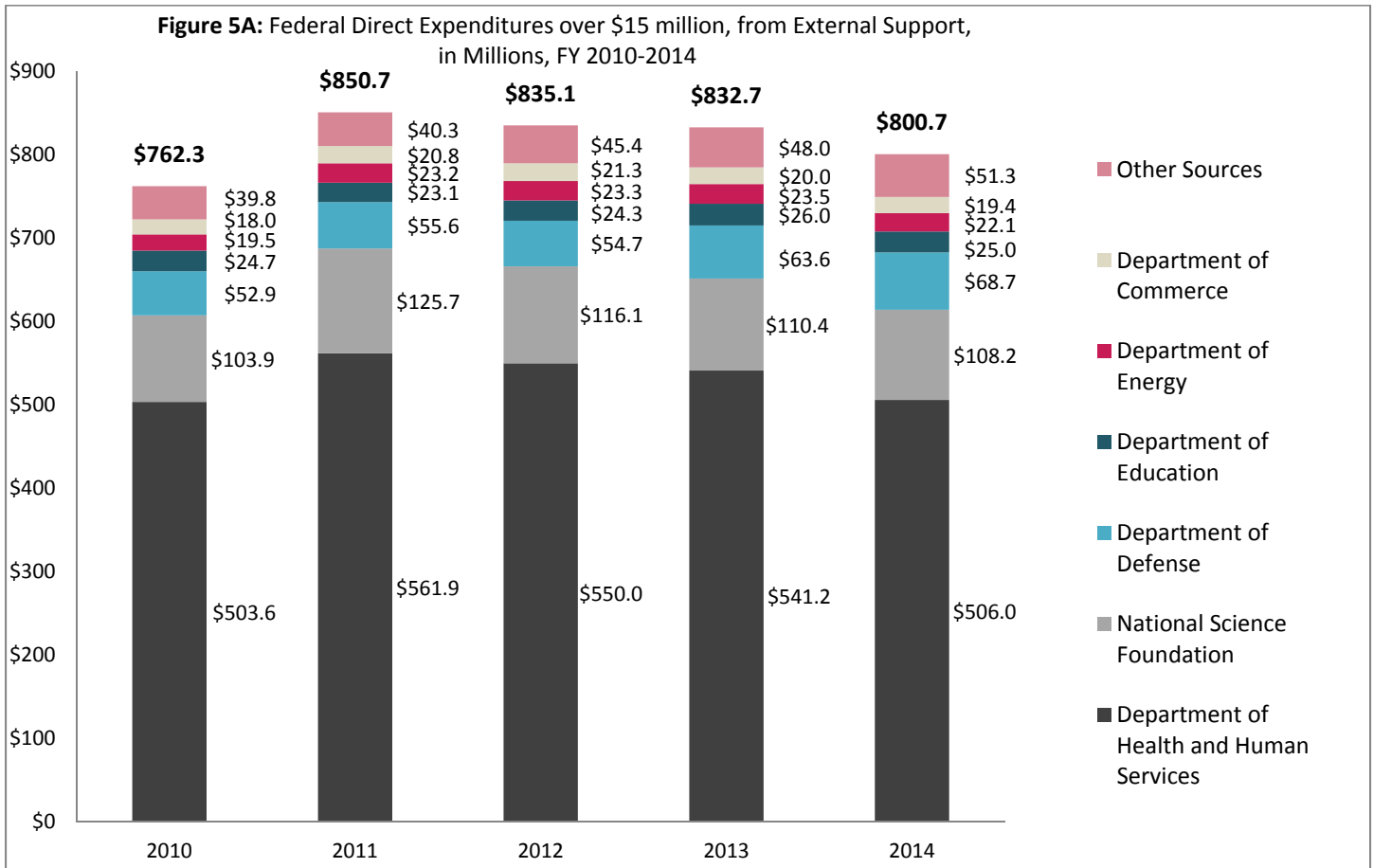
EXPENDITURES

Schedules 5 through 15 delineate expenditures by sources of support, department and college/school, and by program type.



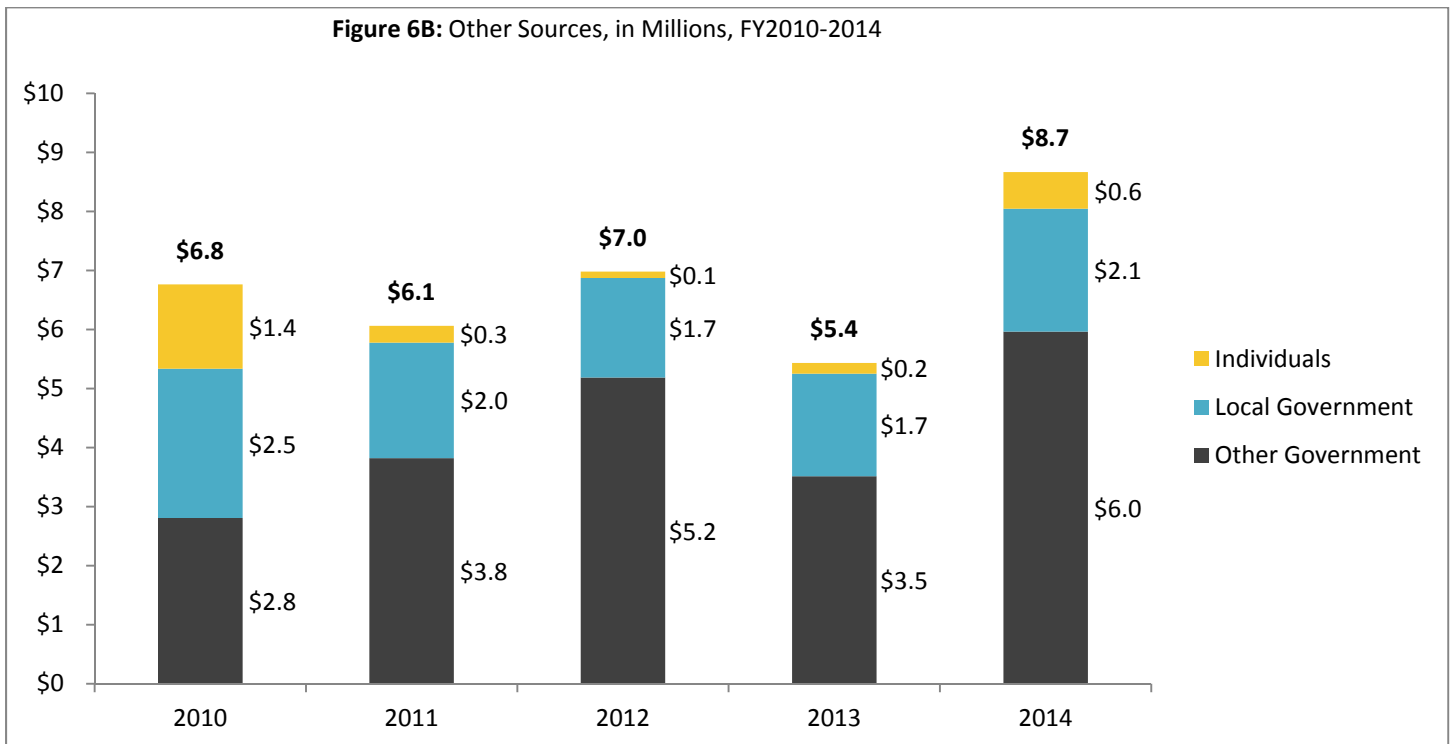
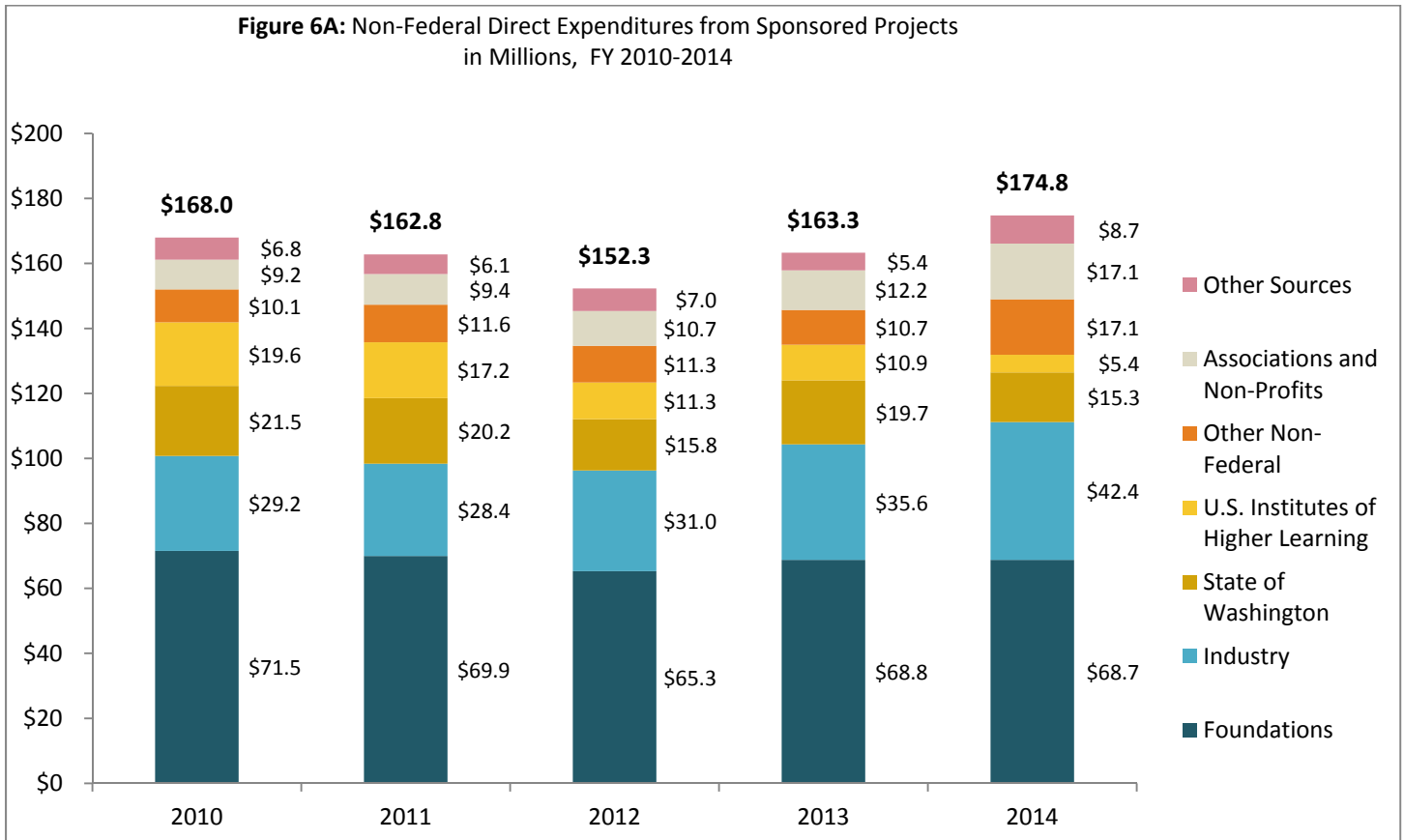
FEDERAL DIRECT EXPENDITURES

Of the \$975 million in expenditures, \$801 million were federal funds, which represent 82% of all grant and contract expenditures.



NON-FEDERAL DIRECT EXPENDITURES

Non-federal expenditures increased from \$163 million in FY 2013 to \$175 million in FY 2014 and represented 18% of total grant and contract expenditures.



SCHEDULE 1

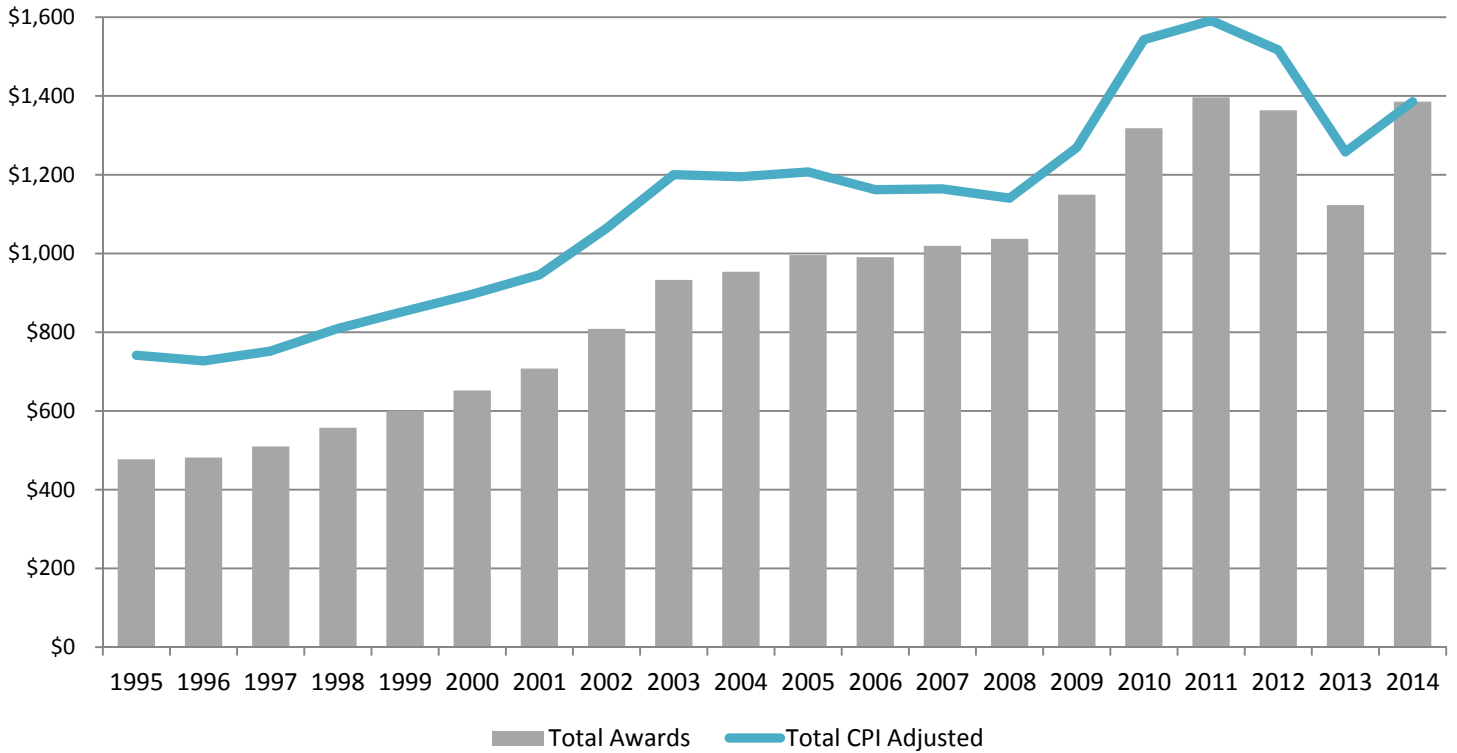
Grant and Contract Proposals Submitted, by Originating Sponsor, FY 2012-2014

	FY 2012		FY 2013		FY 2014	
	Proposals Submitted	Requested Amount	Proposals Submitted	Requested Amount	Proposals Submitted	Requested Amount
Federal						
Department of Agriculture	66	\$20,043,462	40	\$8,430,695	56	\$10,339,037
Department of Commerce	81	\$26,244,543	63	\$12,544,932	101	\$53,621,445
Department of Defense	246	\$199,079,114	249	\$256,578,713	247	\$280,677,572
Department of Education	72	\$130,622,272	44	\$38,210,496	54	\$109,849,464
Department of Energy	108	\$61,075,026	89	\$56,566,504	117	\$206,887,252
Department of Health and Human Services	1,963	\$2,433,574,093	1,965	\$2,781,011,743	2,045	\$2,445,561,517
Department of the Interior	69	\$6,679,831	50	\$7,513,259	46	\$6,404,082
Department of Transportation	17	\$5,643,518	19	\$18,963,555	13	\$23,351,581
Department of Veterans Affairs	53	\$5,532,984	48	\$7,364,861	50	\$4,623,629
Environmental Protection Agency	15	\$1,479,721	18	\$4,877,659	15	\$15,728,295
National Aeronautics and Space Administration	134	\$59,045,719	128	\$38,732,795	132	\$39,402,053
National Science Foundation	794	\$534,458,084	722	\$365,425,272	682	\$381,074,679
Other Federal	98	\$103,828,452	103	\$81,582,623	97	\$55,936,904
	3,716	\$3,587,306,820	3,538	\$3,677,803,106	3,655	\$3,633,457,511
Non-Federal						
Associations and Non-Profits	652	\$141,380,577	677	\$260,181,419	707	\$165,039,828
Foundations	448	\$94,517,355	494	\$132,320,516	519	\$145,916,121
Industry	434	\$62,091,678	429	\$67,680,979	489	\$79,419,948
Local Government	38	\$2,012,405	33	\$2,368,939	41	\$2,713,647
Other Government	50	\$7,994,615	58	\$11,481,503	49	\$5,311,109
State of Washington	116	\$18,953,543	151	\$37,547,027	129	\$18,626,636
U.S. Institutes of Higher Learning	73	\$21,135,665	79	\$27,479,692	82	\$21,094,245
	1,811	\$348,085,837	1,921	\$539,060,075	2,016	\$438,121,533
Grand Total	5,527	\$3,935,392,658	5,459	\$4,216,863,182	5,671	\$4,071,579,043

- The requested amount is the "total requested from all periods" field in the eGC1 for all proposals with the exception of non-competing proposals.

SCHEDULE 2a

Trends in Total Grant and Contract Awards, in Millions, FY 1995-2014



- “Total Awards” describes award amounts in the year in which they were received. “Total CPI Adjusted” indicates awards amounts after adjusting for inflation using the average Consumer Price Index (CPI) values for July 1, 2013 – June 30, 2014, as provided by the Bureau of Labor Statistics.
- From 2010 – 2011, additional federal funding under ARRA accounts for the higher levels of funding.
- The timing of the federal sequestration impacted award levels in FY 13 and FY 14. Federal sponsors delayed funding awards until the end of the federal fiscal year 2013, which is the beginning of UW’s fiscal year 2014. This accounts for most of the decrease in FY 13 and most of the increase in FY 14.

SCHEDULE 2b

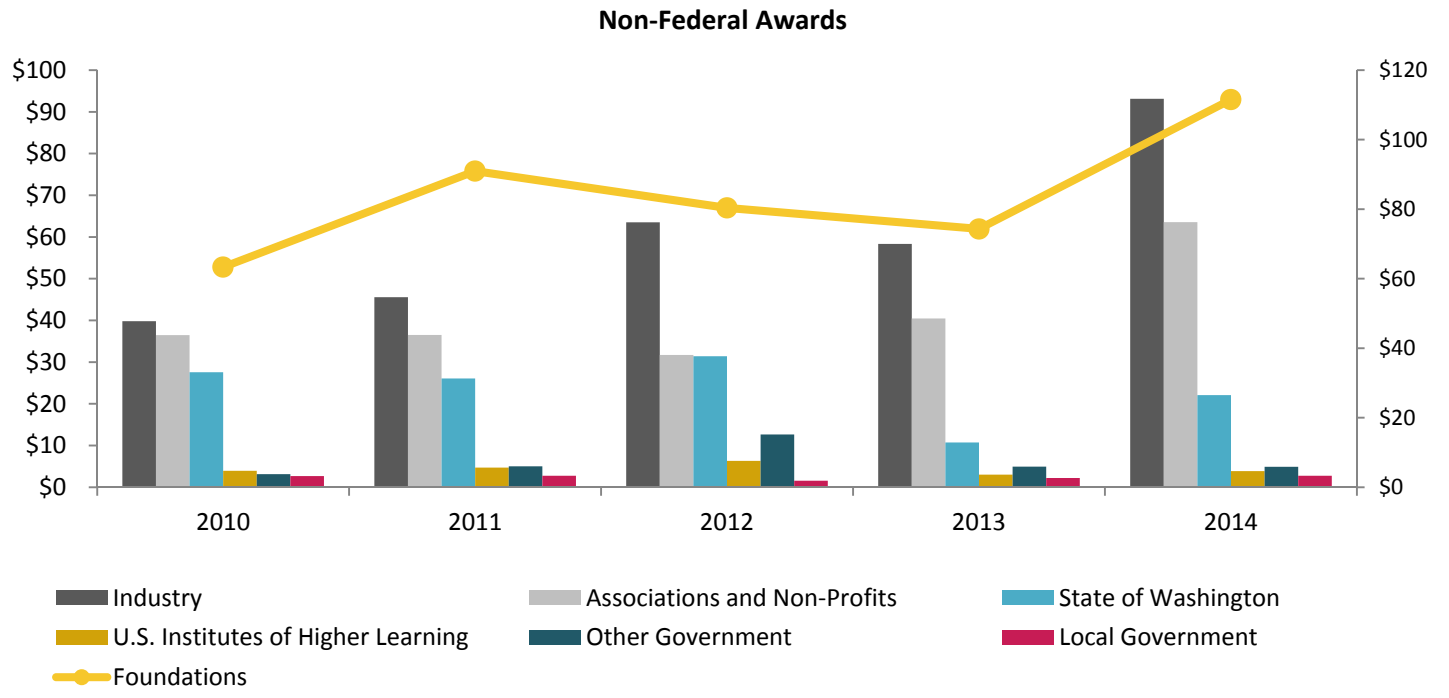
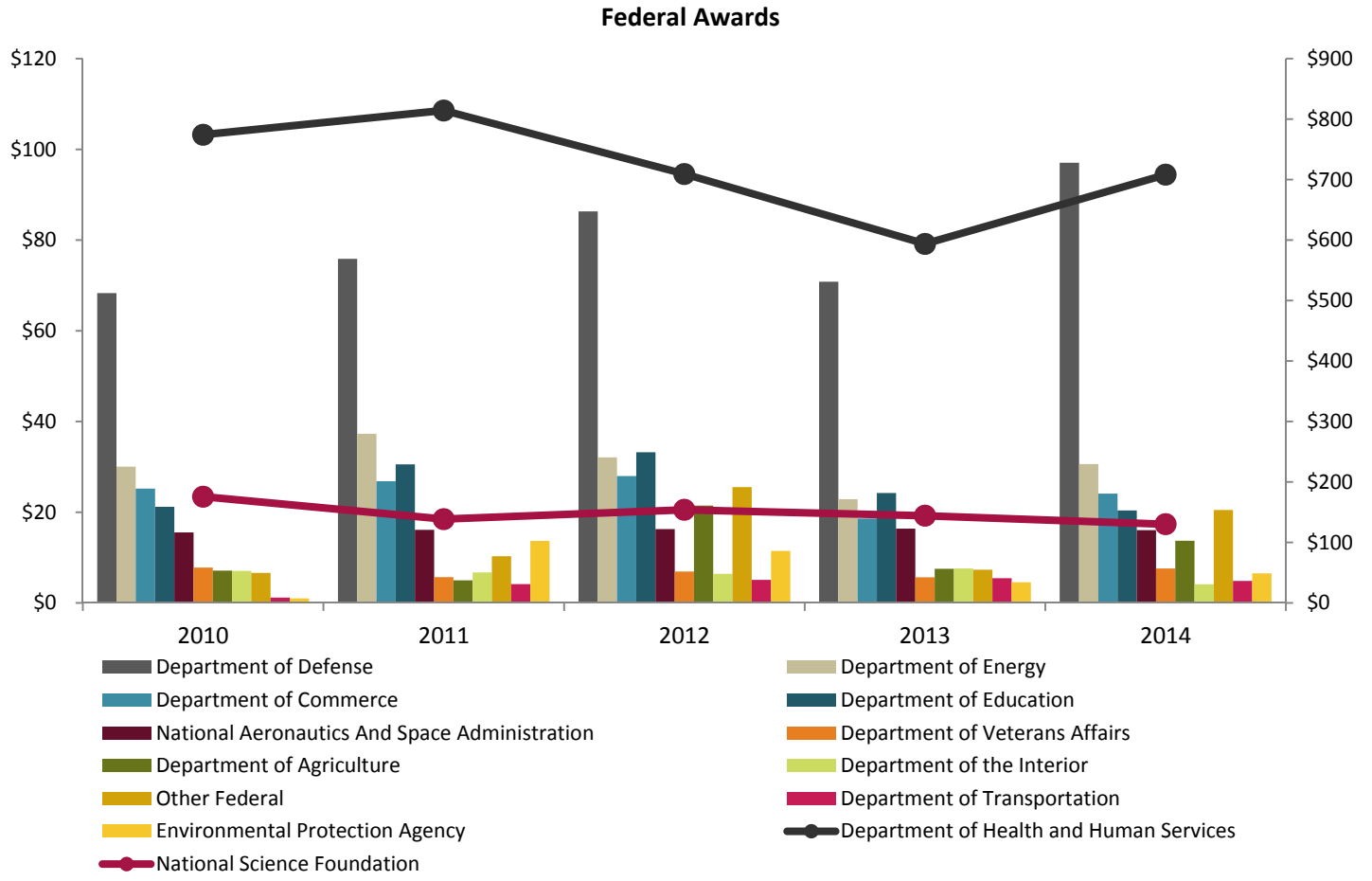
Total Grant and Contract Awards, FY 1963-2014

Year	Total Awards	% Increase (Decrease)	Year	Total Awards	% Increase (Decrease)
1963	\$24,633,561	12%	1989	\$310,504,885	8%
1964	\$27,652,087	12%	1990	\$345,880,720	11%
1965	\$29,366,197	6%	1991	\$356,533,790	3%
1966	\$39,375,493	34%	1992	\$413,550,090	16%
1967	\$44,963,876	14%	1993	\$430,152,457	4%
1968	\$51,681,410	15%	1994	\$458,968,321	7%
1969	\$52,316,851	1%	1995	\$477,343,347	4%
1970	\$57,867,459	11%	1996	\$481,865,253	1%
1971	\$59,835,393	3%	1997	\$509,762,042	6%
1972	\$66,132,488	11%	1998	\$557,340,845	9%
1973	\$73,432,014	11%	1999	\$600,759,111	8%
1974	\$90,734,969	24%	2000	\$652,069,056	9%
1975	\$96,464,907	6%	2001	\$707,570,899	9%
1976	\$97,664,111	1%	2002	\$808,501,901	14%
1977	\$101,438,647	4%	2003	\$932,924,804	15%
1978	\$136,899,682	35%	2004	\$953,561,901	2%
1979	\$132,025,290	-4%	2005	\$995,856,142	4%
1980	\$165,464,239	25%	2006	\$990,513,996	-1%
1981	\$162,858,259	-2%	2007	\$1,019,488,611	3%
1982	\$163,255,490	0%	2008	\$1,037,195,021	2%
1983	\$171,276,055	5%	2009	\$1,149,345,947	11%
1984	\$203,922,485	19%	2010	\$1,317,894,389	15%
1985	\$213,440,477	5%	2011	\$1,396,434,517	6%
1986	\$237,150,230	11%	2012	\$1,363,510,057	-2%
1987	\$252,599,238	7%	2013	\$1,123,034,310	-18%
1988	\$288,793,323	14%	2014	\$1,385,546,033	23%

- From 2010 – 2011, additional federal funding under ARRA accounts for the higher levels of funding.
- The timing of the federal sequestration impacted award levels in FY 13 and FY 14. Federal sponsors delayed funding awards until the end of the federal fiscal year 2013, which is the beginning of UW's fiscal year 2014. This accounts for most of the decrease in FY 13 and most of the increase in FY 14.

SCHEDULE 3a

Trends in Grant and Contract Awards by Originating Sponsor, in Millions, FY 2010-2014



SCHEDULE 3b

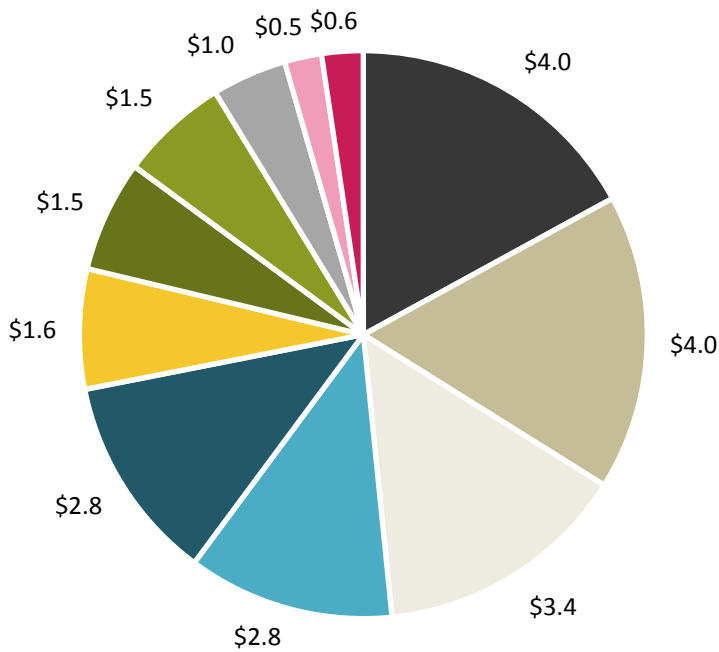
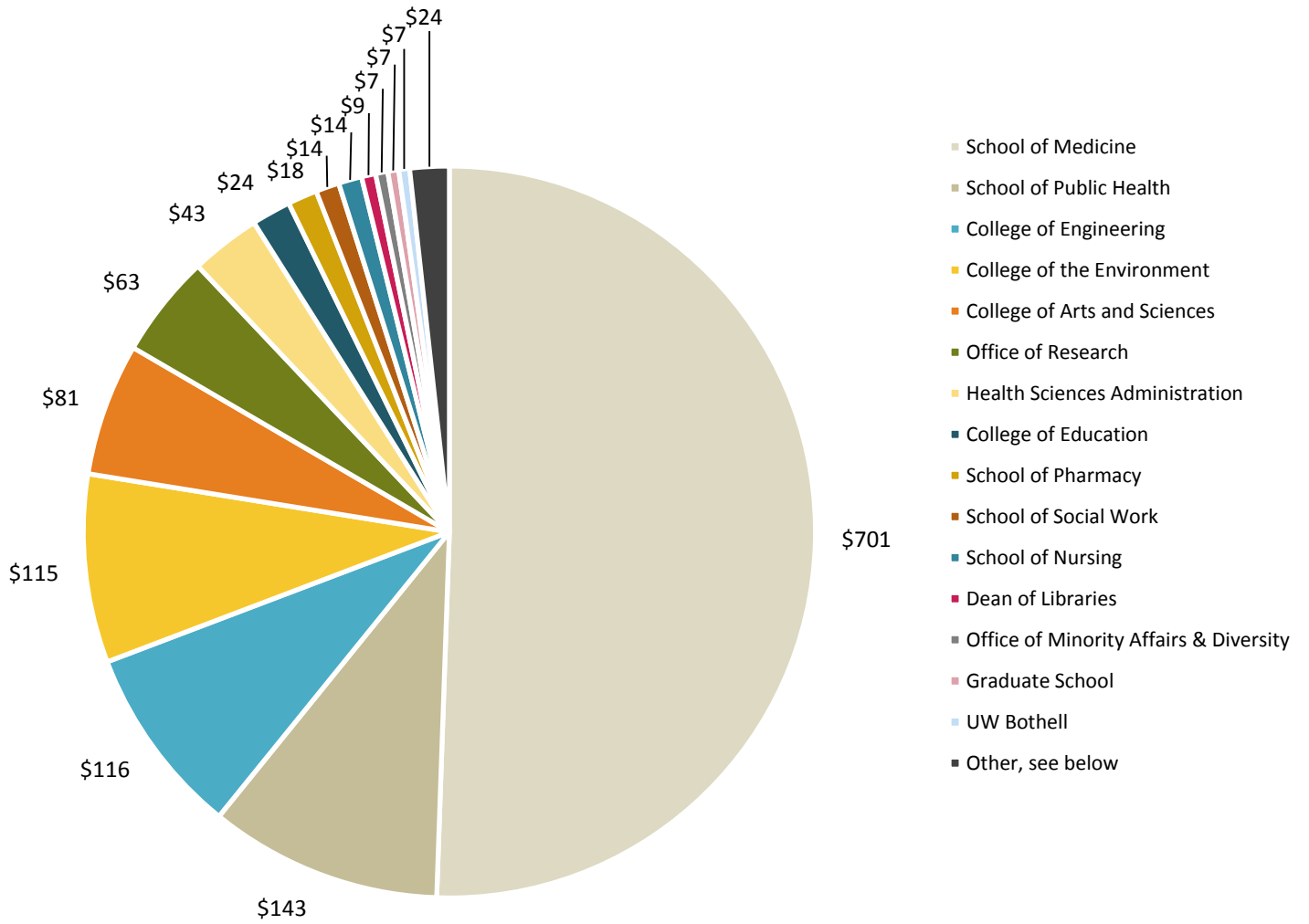
Summary of Sponsored Project Awards Received from Originating Sponsor, by type, FY 2012-2014

Awards by Originating Funding Source	FY 2012		FY 2013		FY 2014	
	Amount Awarded	% of Total	Amount Awarded	% of Total	Amount Awarded	% of Total
Federal						
Department of Agriculture	\$21,454,630	2%	\$7,513,460	1%	\$13,691,243	1%
Department of Commerce	\$27,963,708	2%	\$18,630,077	2%	\$24,083,443	2%
Department of Defense	\$86,304,332	6%	\$70,817,234	6%	\$97,008,917	7%
Department of Education	\$33,233,650	2%	\$24,246,496	2%	\$20,401,838	1%
Department of Energy	\$32,088,117	2%	\$22,876,747	2%	\$30,628,290	2%
Department of Health and Human Services	\$709,311,074	52%	\$593,768,265	53%	\$708,113,003	51%
Department of the Interior	\$6,427,412	0%	\$7,602,132	1%	\$4,097,791	0%
Department of Transportation	\$5,096,672	0%	\$5,453,064	0%	\$4,837,963	0%
Department of Veterans Affairs	\$6,936,228	1%	\$5,666,433	1%	\$7,600,591	1%
Environmental Protection Agency	\$11,451,707	1%	\$4,560,411	0%	\$6,525,720	0%
National Aeronautics and Space Administration	\$16,271,591	1%	\$16,374,826	1%	\$16,030,816	1%
National Science Foundation	\$153,929,339	11%	\$144,194,613	13%	\$130,219,369	9%
Other Federal	\$25,521,245	2%	\$7,308,219	1%	\$20,474,911	1%
Sub-Total Federal	\$1,135,989,705	83%	\$929,011,977	83%	\$1,083,713,894	78%
Non-Federal						
Associations and Non-Profits	\$31,698,651	2%	\$40,457,854	4%	\$63,546,233	5%
Foundations	\$80,379,409	6%	\$74,319,533	7%	\$111,543,444	8%
Industry	\$63,511,573	5%	\$58,350,814	5%	\$93,105,398	7%
Local Government	\$1,552,422	0%	\$2,204,825	0%	\$2,766,017	0%
Other Government	\$12,634,750	1%	\$4,929,263	0%	\$4,895,478	0%
State of Washington	\$31,408,090	2%	\$10,726,102	1%	\$22,093,521	2%
U.S. Institutes of Higher Learning	\$6,335,458	0%	\$3,033,942	0%	\$3,882,048	0%
Sub-Total Non-Federal	\$227,520,352	17%	\$194,022,333	17%	\$301,832,139	22%
Grand Total	\$1,363,510,057	100%	\$1,123,034,310	100%	\$1,385,546,033	100%

- The timing of the federal sequestration impacted award levels in FY 13 and FY 14. Federal sponsors delayed funding awards until the end of the federal fiscal year 2013, which is the beginning of UW's fiscal year 2014. This accounts for most of the decrease in FY 13 and most of the increase in FY 14

SCHEDULE 4

Grant and Contract Awards by College/Department, in Millions, FY 2014



Other Departments (Total \$24.0 million)

- UW Finance and Facilities
- School of Dentistry
- The Information School
- Evans School of Public Affairs
- UW Tacoma
- School of Law
- College of Built Environments
- Foster Business School
- UW Information Technology
- Medical Centers
- All Others

SCHEDULE 4

Grant and Contract Awards by College/Department, FY 2014

College/Department	Amount	Award Count	% of Total
Center for Commercialization	\$100,000	1	0%
College of Arts and Sciences			
Anthropology	\$144,341	6	0%
Applied Mathematics	\$827,686	12	0%
Art	\$13,864	2	0%
Asian Languages and Literature	\$40,000	2	0%
Astronomy	\$7,633,690	48	1%
Biology	\$7,874,696	84	1%
Burke Museum	\$389,830	6	0%
Center for Statistics and the Social Sciences	\$1,295,037	7	0%
Center for Studies in Demography and Ecology	\$2,258,186	12	0%
Chemistry	\$13,884,575	67	1%
Geography	\$529,845	3	0%
History	\$9,394	1	0%
Institute for Learning and Brain Sciences	\$3,900,778	6	0%
Institute for Nuclear Theory	\$3,207,002	7	0%
International Studies	\$3,352,589	27	0%
Language Learning Center	\$107,744	1	0%
Law, Societies, and Justice Program	\$80,241	1	0%
Linguistics	\$342,726	5	0%
Mathematics	\$1,966,301	20	0%
Philosophy	\$30,000	1	0%
Physics	\$17,426,848	64	1%
Political Science	\$411,657	5	0%
Psychology	\$8,724,601	63	1%
Public Performing Arts	\$25,000	1	0%
Sociology	\$593,762	7	0%
Speech and Hearing Sciences	\$3,864,277	22	0%
Statistics	\$2,218,433	20	0%
Women's Center	\$10,050	2	0%
Total	\$81,163,153	502	6%
College of Built Environments			
Architecture	\$66,677	2	0%
Construction Management	\$438,409	3	0%
Dean's Office	\$567,060	4	0%
Urban Design and Planning	\$419,837	8	0%
Total	\$1,491,983	17	0%

College/Department	Amount	Award Count	% of Total
College of Education			
Coeducational Research	\$4,641,479	10	0%
Department of Education	\$9,018,657	50	1%
Experimental Education Unit	\$10,369,634	11	1%
Total	\$24,029,770	71	2%
College of Engineering			
Aeronautics and Astronautics	\$7,005,825	38	1%
Bioengineering (A)	\$12,763,731	42	1%
Chemical Engineering	\$7,486,005	43	1%
Civil and Environmental Engineering	\$9,996,074	78	1%
Computer Science and Engineering	\$36,933,678	91	3%
Dean's Office	\$7,298,968	14	1%
Electrical Engineering	\$14,339,989	86	1%
Human Centered Design and Engineering	\$3,035,044	17	0%
Industrial Engineering Program	\$1,391,746	12	0%
Materials Science and Engineering	\$5,298,720	41	0%
Mechanical Engineering	\$9,762,092	73	1%
Washington State Transportation Center	\$1,022,611	12	0%
Total	\$116,334,483	547	8%
College of the Environment			
Aquatic and Fishery Sciences	\$10,511,631	90	1%
Atmospheric Science	\$10,446,585	68	1%
College of the Environment Initiatives	\$276,788	5	0%
Dean of Environment Initiatives	\$1,928,532	4	0%
Earth and Space Sciences	\$8,998,297	53	1%
Environmental and Forest Sciences	\$15,936,241	102	1%
Friday Harbor Laboratories	\$988,078	10	0%
Joint Institute for the Study of the Atmosphere and Ocean	\$14,082,124	56	1%
Marine and Environmental Affairs	\$911,752	6	0%
Marine Programs Office	\$4,885,603	21	0%
Oceanography	\$46,338,371	74	3%
Total	\$115,304,001	489	8%
Dean of Libraries	\$8,692,211	8	1%
Evans School of Public Affairs	\$2,762,217	16	0%

College/Department	Amount	Award Count	% of Total
Foster Business School			
Accounting	\$120,000	1	0%
Center for Innovation and Entrepreneurship	\$45,000	1	0%
Global Business Center	\$691,563	3	0%
Leadership Center	\$594,801	4	0%
Total	\$1,451,364	9	0%
Graduate School			
Academic Affairs	\$1,000	1	0%
Dean's Office	\$375,137	1	0%
Fellowships	\$3,745,740	13	0%
Molecular and Cellular Biology	\$2,400,910	27	0%
Neurobiology and Behavior	\$150,423	3	0%
Total	\$6,673,210	45	0%
Health Sciences Administration			
Alcohol and Drug Abuse Institute	\$7,206,598	18	1%
Center on Human Development and Disability Administration	\$4,080,135	19	0%
Health Sciences Business Office	\$40,000	1	0%
Regional Primate Center	\$31,500,125	20	2%
Total	\$42,826,858	58	3%
Medical Centers	\$496,769	1	0%
Office of Minority Affairs & Diversity			
Office of Minority Affairs & Diversity	\$539,478	1	0%
Vice President for Minority Affairs	\$6,909,839	15	0%
Total	\$7,449,317	16	1%
Office of Research			
Applied Physics Laboratory	\$62,934,193	313	5%
Office Of Research	\$24,000	2	0%
Total	\$62,958,193	315	5%
Office of the Provost			
Office of Global Affairs	\$82,575	1	0%
Total	\$82,575	1	0%

College/Department	Amount	Award Count	% of Total
School of Dentistry			
Dean's Office	\$516,490	4	0%
Dental Clinic	\$16,674	1	0%
Endodontics	\$12,530	1	0%
Oral and Maxillofacial Surgery/ Oral Pathology	\$211,533	2	0%
Oral Health Sciences	\$950,449	11	0%
Oral Medicine	\$68,067	1	0%
Orthodontics	\$236,750	2	0%
Pediatric Dentistry	\$515,433	4	0%
Periodontics	\$1,042,530	4	0%
Restorative Dentistry	\$389,550	2	0%
Total	\$3,960,006	32	0%
School of Law	\$1,604,093	10	0%

College/Department	Amount	Award Count	% of Total
School of Medicine			
Anesthesiology and Pain Medicine	\$8,898,459	48	1%
Biochemistry	\$18,465,540	61	1%
Bioengineering (A)	\$12,763,731	42	1%
Bioethics and Humanities	\$1,409,630	8	0%
Biological Structure	\$8,049,668	32	1%
Biomedical Informatics and Medical Education	\$1,496,857	11	0%
Comparative Medicine	\$2,765,479	15	0%
Dean's Office (C)	\$73,426,825	24	5%
Family Medicine	\$2,102,641	17	0%
Genome Sciences	\$44,552,582	102	3%
Global Health (B)	\$63,680,284	79	5%
Immunology	\$19,577,808	44	1%
Laboratory Medicine	\$11,454,012	74	1%
Medicine	\$192,131,655	815	14%
Microbiology	\$35,413,149	79	3%
Neurological Surgery	\$7,547,301	42	1%
Neurology	\$10,371,906	71	1%
Obstetrics and Gynecology	\$8,534,140	38	1%
Ophthalmology	\$3,944,320	14	0%
Orthopaedics and Sports Medicine	\$3,723,257	37	0%
Otolaryngology	\$3,747,160	36	0%
Pathology	\$33,868,089	121	2%
Pediatrics	\$25,057,517	97	2%
Pharmacology	\$8,848,219	46	1%
Physiology and Biophysics	\$15,238,425	68	1%
Psychiatry and Behavioral Sciences	\$24,229,232	153	2%
Radiation Oncology	\$3,061,008	24	0%
Radiology	\$19,586,293	107	1%
Rehabilitation Medicine	\$18,309,599	52	1%
Surgery	\$11,099,153	65	1%
Urology	\$7,349,050	55	1%
Total	\$700,702,987	2,476	51%
School of Nursing			
Biobehavioral Nursing and Health Systems	\$7,812,685	39	1%
Dean's Office	\$325,011	1	0%
Family and Child Nursing	\$2,569,935	16	0%
Psychosocial and Community Health	\$3,587,139	23	0%
Total	\$14,294,770	79	1%

College/Department	Amount	Award Count	% of Total
School of Pharmacy			
Department of Pharmacy	\$4,686,919	34	0%
Medicinal Chemistry	\$3,548,144	15	0%
Pharmaceutics	\$9,835,959	25	1%
Total	\$18,071,022	74	1%
School of Public Health			
Biostatistics	\$36,577,904	98	3%
Environmental and Occupational Health	\$21,611,799	67	2%
Epidemiology	\$12,896,158	70	1%
Global Health (B)	\$60,581,102	67	4%
Health Services Main	\$10,869,378	79	1%
Total	\$142,536,340	381	10%
School of Social Work	\$14,379,375	77	1%
The Information School	\$3,405,507	25	0%
Undergraduate Academic Affairs	\$280,609	4	0%
UW Bothell	\$6,641,423	29	0%
UW Finance and Facilities			
Campus Operations	\$978,555	1	0%
Transportation Division	\$3,022,205	1	0%
Total	\$4,000,760	2	0%
UW Information Technology			
Student Program	\$1,000,000	1	0%
Total	\$1,000,000	1	0%
UW Student Life			
Counseling Center	\$65,970	2	0%
Total	\$65,970	2	0%
UW Tacoma	\$2,762,066	27	0%
Vice President for Development			
Development and Alumni Relations	\$25,000	1	0%
Total	\$25,000	1	0%
Grand Total	\$1,385,546,033	5,315	100%

- (A) These totals are adjusted to reflect agreements between the Deans of the School of Medicine and the College of Engineering for Bioengineering awards.
- (B) These totals are adjusted to reflect agreements between the Deans of the School of Medicine and the School of Public Health for Global Health awards.
- (C) The School of Medicine's Dean's Office awards include \$62M for the Institute for Health Metrics Evaluation, and \$10M for the Institute of Translational Health Services.

SCHEDULE 5

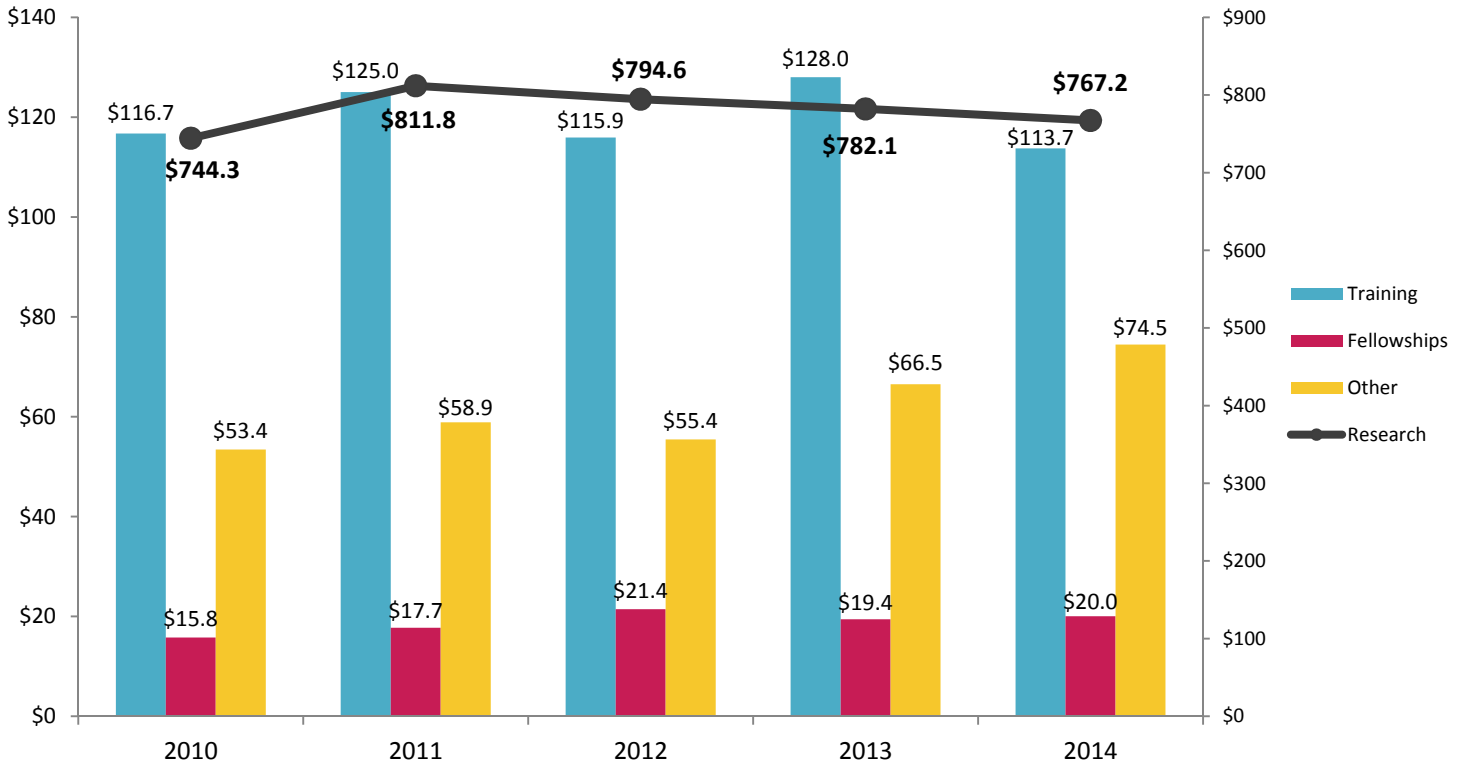
Direct Expenditures from Sponsored Projects, Including Research, Training, Fellowships and Other Sponsored Programs, by Source of Funds, FY 2010-2014

Source of Funds	FY 2010	FY 2011	FY 2012	FY 2013	FY 2014
Federal					
Department of Agriculture	\$5,196,751	\$5,515,178	\$6,675,501	\$9,574,523	\$9,963,911
Department of Commerce	\$17,975,080	\$20,755,219	\$21,275,677	\$19,955,982	\$19,392,176
Department of Defense	\$52,899,078	\$55,613,524	\$54,671,665	\$63,602,103	\$68,696,104
Department of Education	\$24,651,575	\$23,146,343	\$24,318,129	\$26,026,682	\$25,022,574
Department of Energy	\$19,488,554	\$23,249,294	\$23,299,875	\$23,545,931	\$22,071,709
Department of Health and Human Services	\$503,556,377	\$561,930,347	\$549,998,936	\$541,191,178	\$505,985,550
Department of the Interior	\$3,505,548	\$4,578,097	\$4,431,493	\$4,728,273	\$3,951,283
Department of Transportation	\$2,471,599	\$2,390,894	\$1,838,564	\$2,967,953	\$3,522,886
Department of Veterans Affairs	\$5,999,087	\$5,620,681	\$5,657,648	\$5,242,953	\$5,049,050
Environmental Protection Agency	\$4,698,388	\$4,396,626	\$8,347,593	\$6,396,094	\$6,696,481
National Aeronautics and Space Administration	\$11,075,256	\$11,640,035	\$12,199,969	\$11,698,543	\$12,728,415
National Science Foundation	\$103,866,457	\$125,688,759	\$116,139,409	\$110,408,385	\$108,165,439
Other Federal	\$6,895,718	\$6,175,360	\$6,209,965	\$7,411,132	\$9,436,596
	\$762,279,469	\$850,700,358	\$835,064,423	\$832,749,732	\$800,682,174
Non-Federal					
Associations and Non-Profits	\$9,166,578	\$9,414,717	\$10,681,747	\$12,163,212	\$17,131,795
Foundations	\$71,534,407	\$69,949,535	\$65,316,316	\$68,777,593	\$68,745,677
Individuals	\$1,428,927	\$284,703	\$109,198	\$180,836	\$619,370
Industry	\$29,236,852	\$28,415,134	\$30,983,879	\$35,560,051	\$42,447,116
Local Government	\$2,529,334	\$1,956,290	\$1,686,217	\$1,736,434	\$2,081,982
Other Government	\$2,807,740	\$3,822,335	\$5,187,003	\$3,517,222	\$5,965,811
Other Non-Federal	\$10,143,123	\$11,560,905	\$11,314,265	\$10,738,713	\$17,061,751
State of Washington	\$21,545,459	\$20,218,505	\$15,780,275	\$19,694,524	\$15,278,213
U.S. Institutes of Higher Learning	\$19,559,517	\$17,166,180	\$11,267,757	\$10,944,892	\$5,431,818
	\$167,951,938	\$162,788,305	\$152,326,657	\$163,313,478	\$174,763,532
Grand Total	\$930,231,407	\$1,013,488,664	\$987,391,080	\$996,063,210	\$975,445,706

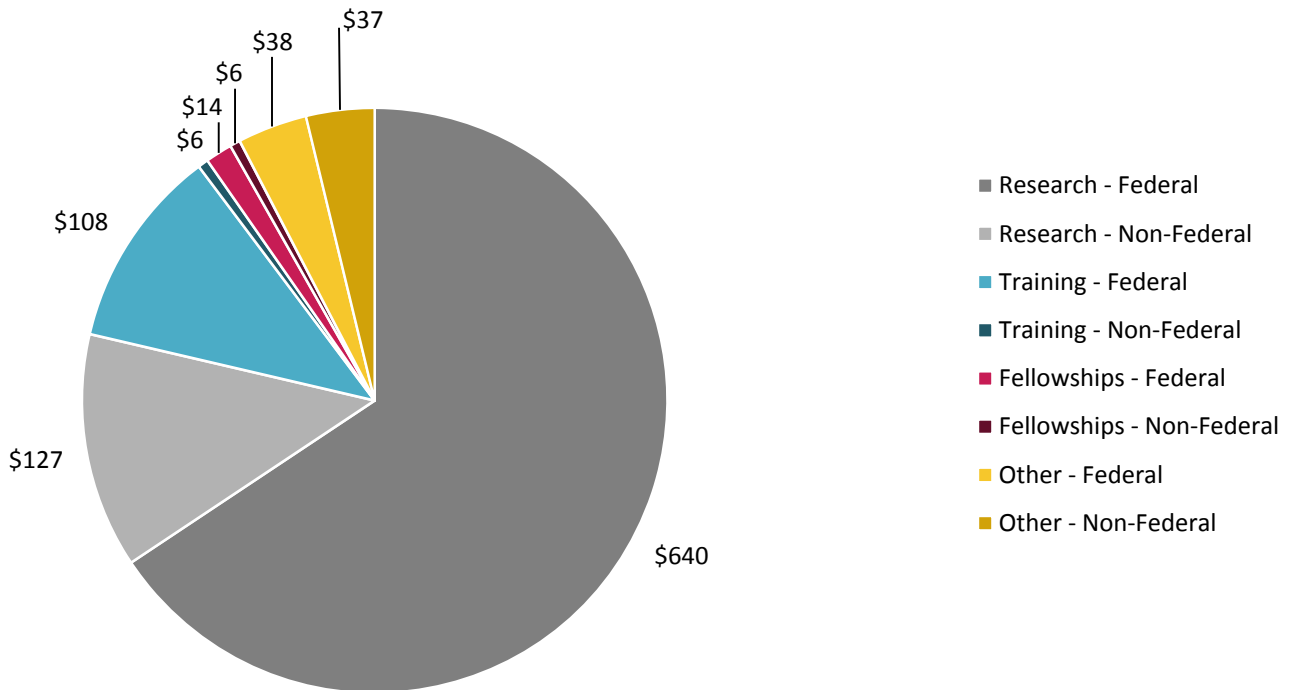
SCHEDULE 6

Direct Expenditures from Sponsored Projects, by Type of Program and Support Type, FY 2014

Schedule 6a: Trends, in Millions, FY 2010-2014



Schedule 6b: By Type of Program and Support Type, in Millions, FY 2014



SCHEDULE 6

Direct Expenditures from Sponsored Projects, by Type of Program and Support Type, FY 2014

Source of Funds	Research	Training	Fellowships (A)	Other (B)	Total	% of Total
Federal						
Department of Agriculture	\$9,738,948	\$100,794	\$68,996	\$53,068	\$9,961,806	1%
Department of Commerce	\$18,998,967	\$78,021	\$173,667	\$141,522	\$19,392,176	2%
Department of Defense	\$66,384,000	\$1,074,105	\$2,784	\$1,237,321	\$68,698,210	7%
Department of Education	\$5,785,866	\$11,785,318	\$2,871,387	\$4,580,003	\$25,022,574	3%
Department of Energy	\$21,774,805		\$48,414	\$248,490	\$22,071,709	2%
Department of Health and Human Services	\$392,503,001	\$92,317,084	\$2,005,910	\$19,159,555	\$505,985,550	52%
Department of the Interior	\$2,543,673		\$247,854	\$1,159,756	\$3,951,283	0%
Department of Transportation	\$3,315,493		\$28,119	\$179,274	\$3,522,886	0%
Department of Veterans Affairs	\$695,292	\$145,340		\$4,208,418	\$5,049,050	1%
Environmental Protection Agency	\$6,280,226	\$815	\$80,963	\$334,477	\$6,696,481	1%
National Aeronautics and Space Administration	\$11,611,847	\$562,512	\$487,947	\$66,109	\$12,728,415	1%
National Science Foundation	\$96,020,417	\$936,647	\$8,252,966	\$2,955,409	\$108,165,439	11%
Other Federal	\$4,745,876	\$1,169,173	\$227,735	\$3,293,812	\$9,436,596	1%
	\$640,398,412	\$108,169,809	\$14,496,741	\$37,617,212	\$800,682,174	82%
Non-Federal						
Associations and Non-Profits	\$13,419,880	\$270,776	\$1,269,585	\$2,171,554	\$17,131,795	2%
Foundations	\$60,893,629	\$1,982,216	\$2,582,116	\$3,287,716	\$68,745,677	7%
Individuals	\$11,018			\$608,352	\$619,370	0%
Industry	\$30,375,407	\$32,094	\$1,005,380	\$11,034,234	\$42,447,116	4%
Local Government	\$1,389,807	\$371,295	\$91,554	\$229,327	\$2,081,982	0%
Other Government	\$5,502,525	\$194,744	\$90,993	\$177,549	\$5,965,811	1%
Other Non-Federal	\$2,612,973	\$1,531,434	\$295,138	\$12,622,205	\$17,061,751	2%
State of Washington (C)	\$7,995,931	\$946,767	\$32,861	\$6,302,654	\$15,278,213	2%
U.S. Institutes of Higher Learning	\$4,602,293	\$246,018	\$183,425	\$400,082	\$5,431,818	1%
	\$126,803,462	\$5,575,343	\$5,551,053	\$36,833,675	\$174,763,532	18%
Grand Total	\$767,201,874	\$113,745,152	\$20,047,794	\$74,450,887	\$975,445,706	100%

(A) Does not include fellowships awarded directly to students by sponsoring agencies.

(B) Includes institutes and conferences.

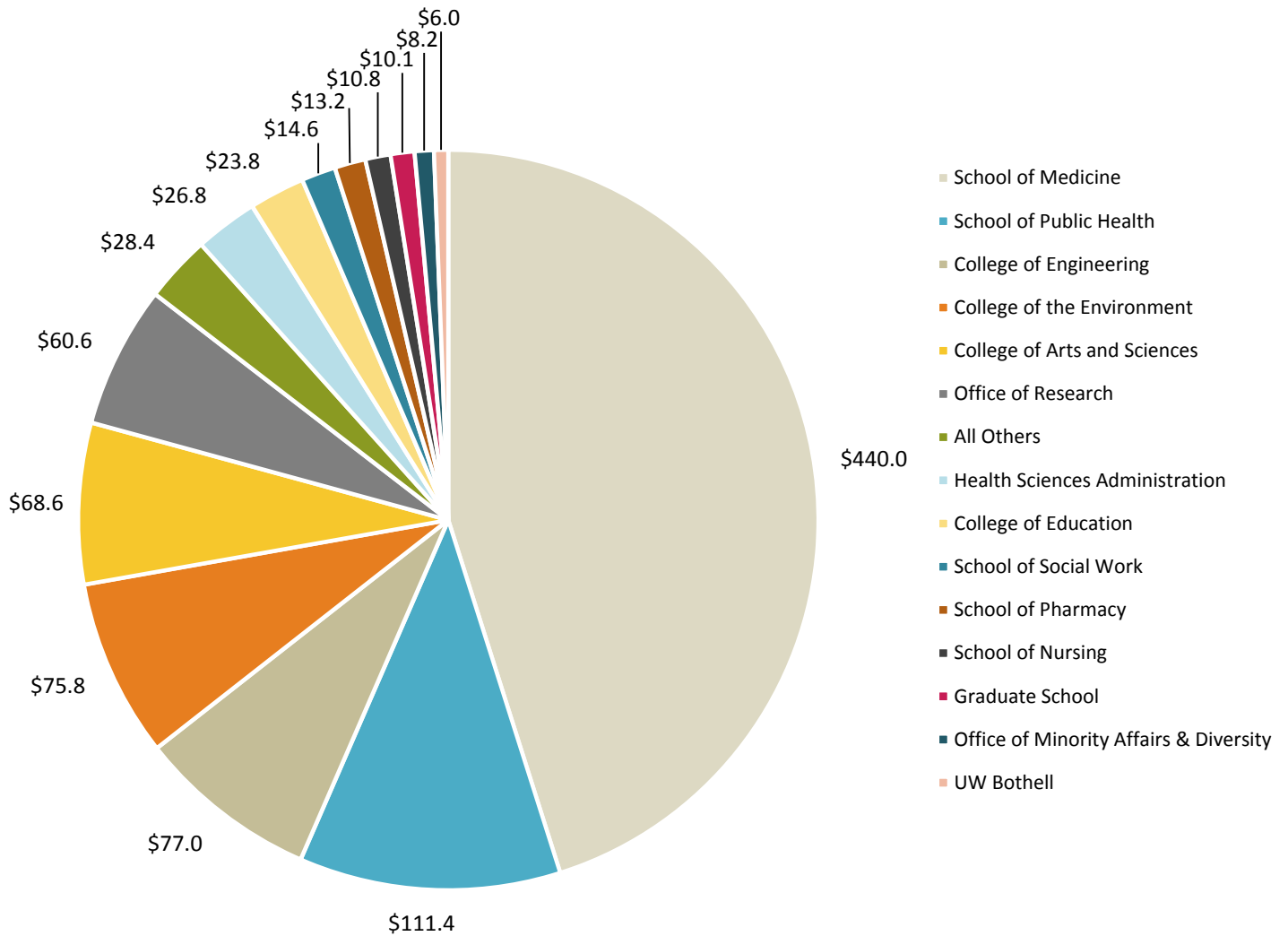
(C) Includes Initiative 171 funds to support research in the Alcohol and Drug Abuse Institute.

SCHEDULE ADJUSTMENTS

Schedules 7, 8 and 9 have been eliminated. See "Highlights" for details.

SCHEDULE 10

Direct Expenditures from Sponsored Projects, by College/Department, in Millions, FY 2014



SCHEDULE 10

Direct Expenditures from Sponsored Projects, by Source of Support and by College/Department, in Millions, FY 2014

College and Department	Department of Education	Department of Energy	Department of Defense	Department of Health and Human Services	National Science Foundation	Other Federal	Non-Federal	Total
Center for Commercialization							23,451	23,451
College of Arts and Sciences								
Anthropology					43,935	1,124	28,348	73,407
Applied Mathematics		49,762	205,428		488,358	79,125	28,887	851,560
Art							11,466	11,466
Asian Languages and Literature						65,538		65,538
Astronomy		33,401			1,178,406	2,939,305	1,476,504	5,627,616
Biology		(97)	511,674	1,201,196	1,699,380	355,633	2,389,176	6,156,963
Burke Museum					103,361	124,682	172,640	400,683
Center for Humanities							(7,535)	(7,535)
Center for Statistics and the Social Sciences			64,157	576,622	141,814		51,838	834,430
Center for Studies in Demography and Ecology				1,707,023	293,383		27,200	2,027,606
Chemistry		901,695	819,938	6,171,963	6,316,622		806,695	15,016,914
Communication						22,204	11,992	34,196
Economics					13,901			13,901
English	2,611							2,611
Geography					193,580		31,310	224,890
History					10,317	5,831	8,578	24,726
Institute for Learning and Brain Sciences				49,586	2,224,035		245,236	2,518,857
Institute for Nuclear Theory		1,899,226			168,882			2,068,108
International Studies	3,184,717				6,693	48,868	1,128,496	4,368,774
Language Learning Center			71,662					71,662
Law, Societies, and Justice Program							51,667	51,667
Linguistics				39,990	302,690		23,368	366,048
Mathematics			110,557		2,151,662		192,543	2,454,761
Philosophy					15,085		29,999	45,085
Physics	38,173	7,882,754	397,230	504,986	3,702,963	354,201	468,095	13,348,401
Political Science					269,964	44,997	5,099	320,060
Psychology	2,536			5,070,153	662,666	414,093	815,846	6,965,294
Public Performing Arts						24,769		24,769
Sociology				7,303	140,433	56,375	209,053	413,163
Speech and Hearing Sciences			55,943	2,072,585	7,321	30,593	469,538	2,635,980
Statistics			333,666	661,339	526,420	44,841	61,859	1,628,126
Women's Center							5,894	5,894
Total	3,228,036	10,766,741	2,570,255	18,062,746	20,661,871	4,612,178	8,743,791	68,645,619

College and Department	Department of Education	Department of Energy	Department of Defense	Department of Health and Human Services	National Science Foundation	Other Federal	Non-Federal	Total
College of Built Environments								
Architecture					48,702		392,659	441,361
Construction Management					55,325	2,340	72,599	130,264
Dean's Office							199,132	199,132
Landscape Architecture						8,411	17,813	26,223
Urban Design and Planning					5,732	103,807	137,955	247,493
Total					109,759	114,557	820,157	1,044,473
College of Education								
Coeducational Research	204,742		173,791		1,739,744		1,251,483	3,369,760
Department of Education	3,838,866			770,183	397,153	44,412	4,328,546	9,379,159
Experimental Education Unit	1,436,507			9,442,860		100,794	21,668	11,001,828
Total	5,480,115		173,791	10,213,043	2,136,897	145,205	5,601,697	23,750,747
College of Engineering								
Aeronautics and Astronautics		1,991,968	2,035,821		265,597	391,605	392,636	5,077,627
Bioengineering (A)			2,502,834	4,668,099	258,555	34,093	1,245,287	8,708,868
Chemical Engineering	211,484	1,978,441	964,233	752,576	1,356,331	189,580	379,113	5,831,758
Civil and Environmental Engineering		1,085,986	633,690	122,871	1,756,960	3,851,474	1,293,103	8,744,085
Computer Science and Engineering	17,015	59,385	7,017,513	984,871	9,085,117	240,806	4,224,750	21,629,457
Dean's Office	54,096	180,980		211,310	1,519,231		391,764	2,357,381
Electrical Engineering		667,128	2,665,025	811,679	4,270,001	815,251	2,830,716	12,059,801
Human Centered Design and Engineering			195,197	401,751	607,441	76,861	66,791	1,348,041
Industrial Engineering Program			112,648		328,312	144,687	538,907	1,124,555
Materials Science and Engineering		582,439	805,322	794,872	960,933	145,973	571,961	3,861,500
Mechanical Engineering	278,880	587,470	101,055	622,978	1,272,246	514,470	2,007,797	5,384,896
Washington State Transportation Center				344,707		107,081	453,389	905,176
Total	561,475	7,133,797	17,033,340	9,715,714	21,680,724	6,511,881	14,396,213	77,033,145

College and Department	Department of Education	Department of Energy	Department of Defense	Department of Health and Human Services	National Science Foundation	Other Federal	Non-Federal	Total
College of the Environment								
Aquatic and Fishery Sciences		1,403,671	340,375		1,083,636	3,684,048	2,310,324	8,822,054
Atmospheric Science		587,859	212,858		2,401,990	1,379,927	266,855	4,849,489
College of the Environment Initiatives						313,756	106,710	420,466
Dean of Environment Initiatives						342,591	160,606	503,197
Dean's Office							5,127	5,127
Earth and Space Sciences		215,713	72,489		1,590,428	3,126,535	543,262	5,548,427
Environmental and Forest Sciences	103,377	151,987	316,188	126,897	227,210	8,958,070	1,062,525	10,946,252
Friday Harbor Laboratories		50,622			338,667	69,346	260,006	718,641
Joint Institute for the Study of the Atmosphere and Ocean		49,979	140,897		581,519	12,317,939	222,374	13,312,709
Marine and Environmental Affairs					799,207	244,200	87,359	1,130,765
Marine Programs Office					21,337	2,232,440	247,967	2,501,744
Oceanography		75,943	3,126,245		21,022,944	885,719	1,971,054	27,081,905
Total	103,377	2,535,773	4,209,053	126,897	28,066,938	33,554,570	7,244,170	75,840,777
Dean of Libraries	27,355		5,577	1,350,040		73,994	3,347,901	4,804,867
Educational Outreach								
Academic Programs Contract Credit Standalone							29,683	29,683
Academic Programs Credit Standalone Undergraduate Education							424,963	424,963
Operating Resources	27,534							27,534
UW Educational Outreach International and English Language Programs Grants						19,176		19,176
Total	27,534					19,176	454,645	501,356
Evans School of Public Affairs				111,556	674,478	523,903	1,001,115	2,311,052
Foster Business School								
Accounting							3,486	3,486
Center for Innovation and Entrepreneurship							22,500	22,500
Global Business Center	165,784						264,225	430,009
Information Systems and Operations Management					12,996			12,996
Leadership Center			15,149			191,477	188,939	395,565
Management and Organization							14,359	14,359
Total	165,784		15,149		12,996	191,477	493,509	878,916

College and Department	Department of Education	Department of Energy	Department of Defense	Department of Health and Human Services	National Science Foundation	Other Federal	Non-Federal	Total
Graduate School								
Dean's Office				304,652				304,652
Fellowships	76,500	39,364			8,236,238		92,797	8,444,899
Graduate Opportunities and Minority Achievement Program							14,936	14,936
Graduate School Fund for Excellence and Innovation Operations							7,366	7,366
Molecular and Cellular Biology				899,360			454,782	1,354,143
Museology					3,000	3,432		6,432
Total	76,500	39,364		1,204,012	8,239,238	3,432	569,881	10,132,426
Health Sciences Administration								
Alcohol and Drug Abuse Institute				4,223,326		79,678	783,724	5,086,729
Center on Human Development and Disability Administration	1,186,450			2,768,477			71,427	4,026,353
Regional Primate Center				17,698,742		1,656		17,700,398
Total	1,186,450			24,690,544		81,334	855,151	26,813,480
Office of Minority Affairs & Diversity								
Closed Budgets								-
Office of Minority Affairs & Diversity					498,428	6,480	10,411	515,318
Vice President for Minority Affairs	6,838,529			184,477	455,837		201,468	7,680,312
Total	6,838,529			184,477	954,265	6,480	211,879	8,195,631
Office of Research								
Applied Physics Laboratory		365,620	29,244,744	1,527,455	19,527,764	7,800,951	2,083,045	60,549,579
Office Of Research							15,308	15,308
Total		365,620	29,244,744	1,527,455	19,527,764	7,800,951	2,098,353	60,564,886
Office of the Provost								
Office of Global Affairs							62,888	62,888
Office of the Provost							38,598	38,598
Total							101,486	101,486

College and Department	Department of Education	Department of Energy	Department of Defense	Department of Health and Human Services	National Science Foundation	Other Federal	Non-Federal	Total
School of Dentistry								
Dean's Office				1,582,329			(1,319)	1,581,009
Dental Clinic				16,674				16,674
Oral and Maxillofacial Surgery/ Oral Pathology				96,509				96,509
Oral Health Sciences				646,645			39,188	685,833
Oral Medicine				118,596			9,170	127,766
Orthodontics				117,821			36,970	154,791
Pediatric Dentistry				366,492			36,231	402,722
Periodontics				472,197			94,005	566,203
Restorative Dentistry				147,183			26,691	173,874
Total				3,564,446			240,935	3,805,382
School of Law				210,991		3,032,608	68,137	3,311,736

College and Department	Department of Education	Department of Energy	Department of Defense	Department of Health and Human Services	National Science Foundation	Other Federal	Non-Federal	Total
School of Medicine								
Anesthesiology and Pain Medicine			31,223	3,857,945		90,233	1,228,051	5,207,450
Biochemistry		100,854	3,500,129	7,098,405	169,820		978,052	11,847,260
Bioengineering (A)			2,502,834	4,668,099	258,555	34,093	1,245,287	8,708,868
Bioethics and Humanities				1,079,568			12,754	1,092,322
Biological Structure			137,163	4,678,073	85,151		322,427	5,222,814
Biomedical Informatics and Medical Education				1,351,432		11,961	806,556	2,169,948
Comparative Medicine		38,499		1,924,597			44,869	2,007,965
Dean's Office (C)				10,554,733			26,677,120	37,231,854
Family Medicine			30,339	1,772,148		24,958	477,679	2,305,124
Genome Sciences		151,414	69,145	27,372,181	695,865	23,311	4,029,455	32,341,370
Global Health (B)			642,335	37,423,778		968,734	5,461,412	44,496,259
Immunology				10,098,197			1,038,243	11,136,440
Laboratory Medicine			39,595	6,517,504			2,084,540	8,641,639
Medicine			2,000,617	80,998,695	123,796	746,425	25,216,193	109,085,726
Microbiology		609,531	119,565	18,548,245	240,306	46,095	1,207,808	20,771,548
Neurological Surgery			1,050,767	2,051,013	86,396	-	1,804,712	4,992,888
Neurology			73,299	3,699,948		367,766	1,334,171	5,475,185
Obstetrics and Gynecology			81,897	3,938,297		115,645	1,917,048	6,052,888
Ophthalmology				3,308,247	31,525	111,286	862,978	4,314,035
Orthopaedics and Sports Medicine			121,377	1,232,525		50,153	413,591	1,817,645
Otolaryngology			213,002	2,389,283	12,670	68,371	546,726	3,230,053
Pathology			141,325	17,896,708	89,705	80,177	2,617,586	20,825,501
Pediatrics				8,103,509		14,369	8,170,697	16,288,574
Pharmacology			3,568	5,190,715	157,048		660,884	6,012,215
Physiology and Biophysics			12,551	8,124,222	97,058	117,238	447,679	8,798,747
Psychiatry and Behavioral Sciences	281,351		1,011,597	13,787,438		971,039	3,639,095	19,690,520
Radiation Oncology		223,198		592,619			13,798	829,615
Radiology		29,285	485	11,224,125	181,313	510,402	2,363,467	14,309,076
Rehabilitation Medicine	5,017,708		573,610	2,495,037	52,659	16,419	2,590,884	10,746,317
Surgery	259,221		1,571,553	5,208,124		1,315,492	2,009,823	10,364,213
Urology			113,582	2,756,100		10,886	1,106,224	3,986,792
Total	5,558,280	1,152,780	14,041,555	309,941,509	2,281,866	5,695,052	101,329,809	440,000,849

College and Department	Department of Education	Department of Energy	Department of Defense	Department of Health and Human Services	National Science Foundation	Other Federal	Non-Federal	Total
School of Nursing								
Biobehavioral Nursing and Health Systems			98,444	5,737,005		71,734	257,663	6,164,845
Dean's Office	79,743			300,309				380,052
Family and Child Nursing				1,341,402			419,190	1,760,592
Psychosocial and Community Health				1,936,472		2,782	549,830	2,489,084
Total	79,743		98,444	9,315,187		74,516	1,226,683	10,794,573
School of Pharmacy								
Department of Pharmacy				1,784,439			647,918	2,432,357
Medicinal Chemistry				2,403,250	206,842		392,399	3,002,491
Pharmaceutics				5,535,597			2,259,654	7,795,251
Total				9,723,287	206,842		3,299,971	13,230,099
School of Public Health								
Biostatistics			39,443	26,696,892	173,816	584,307	1,414,904	28,909,361
Dean's Office				2,304				2,304
Environmental and Occupational Health			11,097	10,465,071	218,867	3,959,163	976,176	15,630,373
Epidemiology	18,610			14,743,887		297,169	996,963	16,056,630
Global Health (B)			626,699	34,556,163		966,236	5,370,271	41,519,368
Health Services Main				8,126,531		145,089	1,048,022	9,319,642
Total	18,610		677,238	94,590,847	392,683	5,951,964	9,806,336	111,437,678
School of Social Work	25,306		546,746	10,563,615	29,627	289,877	3,126,467	14,581,639
The Information School		35,092	26,002	0	2,135,183	437,073	1,484,120	4,117,470
Undergraduate Academic Affairs						174,373	436,270	610,643
UW Bothell	827,247	26,824	54,208	67,450	734,976	11,915	4,311,978	6,034,596
UW Finance and Facilities								
Capital Projects		15,720		694,940			2,699,456	3,410,116
Emergency Management						(15,187)		(15,187)
Grant and Contract Accounting							(1,491)	(1,491)
Real Estate							472	472
Total		15,720		694,940		(15,187)	2,698,437	3,393,909
UW Information Technology								
Accessible Technology					62,211			62,211
Network Planning Deployment and Operations					164,014			164,014
Student Program							139,957	139,957
Total					226,225		139,957	366,182

College and Department	Department of Education	Department of Energy	Department of Defense	Department of Health and Human Services	National Science Foundation	Other Federal	Non-Federal	Total
UW Student Life								
Counseling Center				7,966		16,108		24,074
Total				7,966		16,108		24,074
UW Tacoma	818,232			118,828	93,110	1,433,360	619,915	3,083,445
Vice President for Development								
Development and Alumni Relations							11,119	11,119
Total							11,119	11,119
Grand Totals	25,022,574	22,071,709	68,696,104	505,985,550	108,165,439	70,740,798	174,763,532	975,445,706

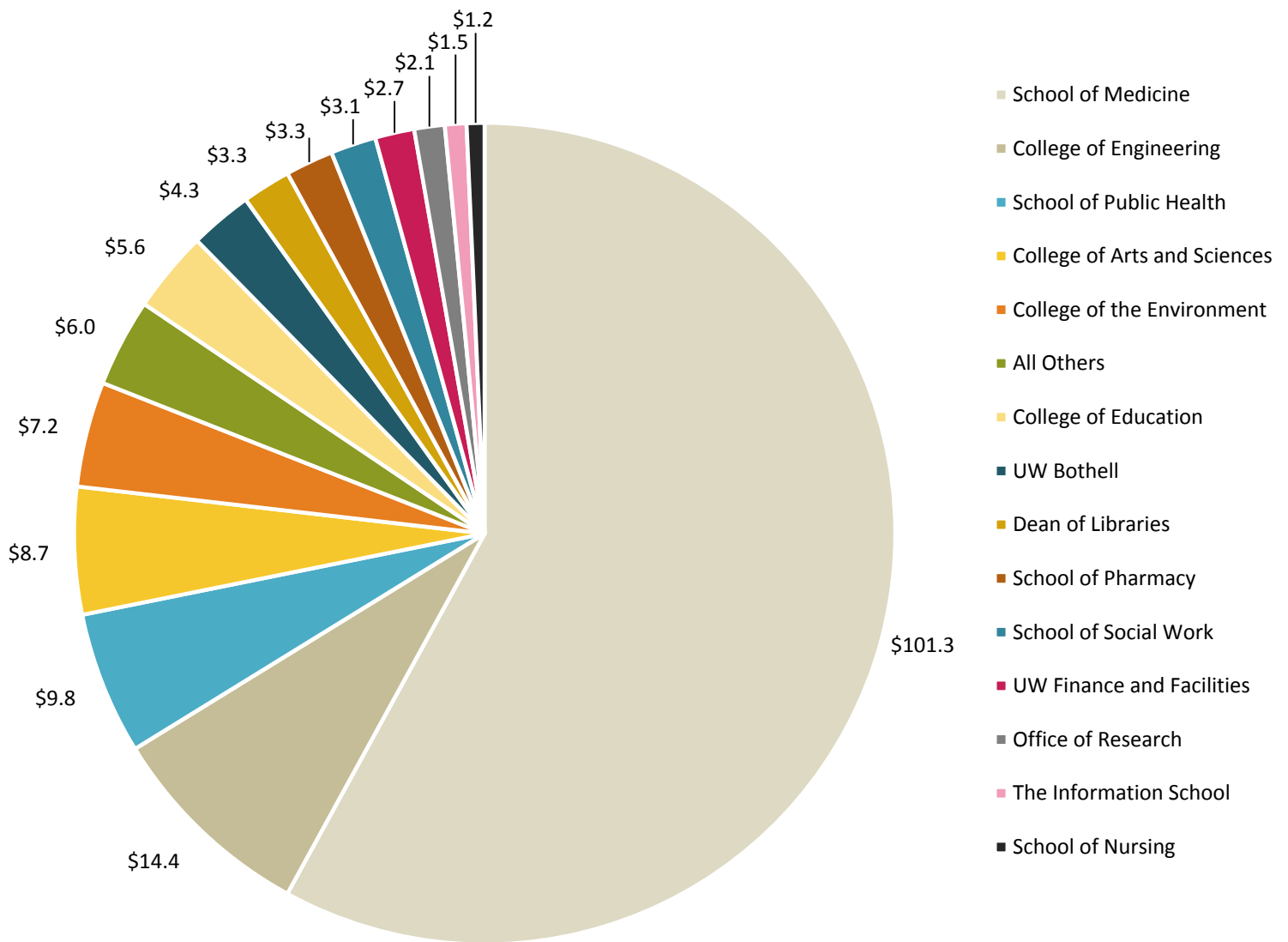
(A) Expenditures for Bioengineering are shared equally between the College of Engineering and the School of Medicine.

(B) Some of the expenditures for Global Health are shared equally between the School of Medicine and the School of Public Health.

(C) The School of Medicine's Dean's Office expenditures include \$26M for the Institute for Health Metrics Evaluation, and \$10M for the Institute of Translational Health Services.

SCHEDULE 11

Direct Expenditures from Non-Federal Support, by Source of Support and by College/Department, in Millions, FY 2014



SCHEDULE 11

Direct Expenditures from Non-Federal Support, by Source of Support and by College/Department, in Millions, FY 2014

College and Department	Associations and Non-Profits	Foundations	Individuals	Industry	Local Government	Other Government	Other Non-Federal	State of Washington	U.S. Institutes of Higher Learning	Total
Center for Commercialization								23,451		23,451
College of Arts and Sciences										
Anthropology		28,348								28,348
Applied Mathematics	22,823	6,063								28,887
Art								11,466		11,466
Astronomy	980,895	150,379		345,230						1,476,504
Biology	153,373	1,652,262		371,236	21,342	90,000	18,464	65,000	17,500	2,389,176
Burke Museum		169,124						3,516		172,640
Center for Humanities	(7,535)									(7,535)
Center for Statistics and the Social Sciences		40,172					11,667			51,838
Center for Studies in Demography and Ecology	8,532				18,668					27,200
Chemistry	155,410	352,885		96,898				201,503		806,695
Communication									11,992	11,992
Geography		31,123					186			31,310
History						8,578				8,578
Institute for Learning and Brain Sciences	56,600	112,605		58,247				17,784		245,236
International Studies		802,345		53,947		263,143			9,062	1,128,496
Law, Societies, and Justice Program		51,667								51,667
Linguistics		2,792		20,576						23,368
Mathematics		192,543								192,543
Philosophy		29,999								29,999
Physics		20,042		111,392			336,660			468,095
Political Science		5,099								5,099
Psychology	15,420	210,855		36,347		23,640	(64)	294,517	235,132	815,846
Sociology	42,450	103,848				62,755				209,053
Speech and Hearing Sciences		469,011				527				469,538
Statistics		26,618					35,241			61,859
Women's Center					2,370			3,524		5,894
Total	1,427,968	4,457,781		1,093,872	42,380	448,642	402,154	597,310	273,685	8,743,791

College and Department	Associations and Non-Profits	Foundations	Individuals	Industry	Local Government	Other Government	Other Non-Federal	State of Washington	U.S. Institutes of Higher Learning	Total
College of Built Environments										
Architecture					1,192		391,467			392,659
Construction Management		2,166		51,229					19,204	72,599
Dean's Office								199,132		199,132
Landscape Architecture						17,813				17,813
Urban Design and Planning	35,201	35,000			21,681	24,854		21,218		137,955
Total	35,201	37,166		51,229	22,873	42,667	391,467	220,350	19,204	820,157
College of Education										
Coeducational Research	308,078	943,404								1,251,483
Department of Education	1,156,302	2,514,458		30,072	39,417			522,227	66,071	4,328,546
Experimental Education Unit		21,668								21,668
Total	1,464,380	3,479,531		30,072	39,417			522,227	66,071	5,601,697
College of Engineering										
Aeronautics and Astronautics				392,636						392,636
Bioengineering (A)	103,890	579,364		187,195		91,122	28,320	255,396		1,245,287
Chemical Engineering	13,145	105,099		266,727		(5,859)				379,113
Civil and Environmental Engineering	86,051	45,248		287,802	175,344	183,925	10,472	422,534	81,727	1,293,103
Computer Science and Engineering	69,516	1,644,302		2,218,854	2,479		46,217		243,382	4,224,750
Dean's Office		329,264		60,000					2,500	391,764
Electrical Engineering	23,410	899,203		653,221	3,219	685,612	(4,034)	666	569,419	2,830,716
Human Centered Design and Engineering	32,335	3,707		30,749						66,791
Industrial Engineering Program	5,719			414,265			71,466		47,457	538,907
Materials Science and Engineering	57,491	6,057		294,686		64,699	88,901	53,360	6,768	571,961
Mechanical Engineering	29,073	264,235		1,307,887	79	50,121	64,089	292,313		2,007,797
Washington State Transportation Center	14,049				5,074		7,329	426,937		453,389
Total	434,680	3,876,479		6,114,022	186,195	1,069,620	312,758	1,451,206	951,253	14,396,213

College and Department	Associations and Non-Profits	Foundations	Individuals	Industry	Local Government	Other Government	Other Non-Federal	State of Washington	U.S. Institutes of Higher Learning	Total
College of the Environment										
Aquatic and Fishery Sciences	450,224	736,080		55,072	191,614	487,208	35,299	315,818	39,010	2,310,324
Atmospheric Science				120,833	63,590			58,497	23,935	266,855
College of the Environment Initiatives	27,024	32,091			-			47,594		106,710
Dean of Environment Initiatives		160,606								160,606
Dean's Office	5,127									5,127
Earth and Space Sciences	8,011	481,784		28,628	7,338	17,502				543,262
Environmental and Forest Sciences	118,038	251,722		288,797	118,361	87,299		198,308		1,062,525
Friday Harbor Laboratories	111,726	122,547						25,734		260,006
Joint Institute for the Study of the Atmosphere and Ocean	219,259	1,874		1,241						222,374
Marine and Environmental Affairs		12,744		53,846					20,769	87,359
Marine Programs Office	70,372	35,715						141,880		247,967
Oceanography	139,939	688,997		296,735		832,568			12,816	1,971,054
Total	1,149,720	2,524,160		845,151	380,902	1,424,577	35,299	787,831	96,530	7,244,170
Dean of Libraries		67,266				7,083		3,273,551		3,347,901
Educational Outreach										
Academic Programs Contract Credit Standalone		29,683								29,683
Academic Programs Credit Standalone Undergraduate Education	424,963									424,963
Total	424,963	29,683								454,645
Evans School of Public Affairs	114,186	842,652				27,663			16,614	1,001,115
Foster Business School										
Accounting	3,486									3,486
Center for Innovation and Entrepreneurship		22,500								22,500
Global Business Center		264,225								264,225
Leadership Center	188,939									188,939
Management and Organization									14,359	14,359
Total	192,425	286,725							14,359	493,509

College and Department	Associations and Non-Profits	Foundations	Individuals	Industry	Local Government	Other Government	Other Non-Federal	State of Washington	U.S. Institutes of Higher Learning	Total
Graduate School										
Fellowships	58,481	34,316								92,797
Graduate Opportunities and Minority Achievement Program							14,936			14,936
Graduate School Fund for Excellence and Innovation Operations							7,366			7,366
Molecular and Cellular Biology	118,597	(2,157)					338,342			454,782
Total	177,078	32,159					360,644			569,881
Health Sciences Administration										
Alcohol and Drug Abuse Institute								783,724		783,724
Center on Human Development and Disability Administration	28,381	26,008		6,266			4,443		6,329	71,427
Regional Primate Center									-	-
Total	28,381	26,008		6,266			4,443	783,724	6,329	855,151
Office of Minority Affairs & Diversity										
Office of Minority Affairs & Diversity								10,411		10,411
Vice President for Minority Affairs	179,279	18,618						3,571		201,468
Total	179,279	18,618						13,982		211,879
Office of Research										
Applied Physics Laboratory	57,231	2,255		1,312,054	240,826	140,619	463	102,216	227,381	2,083,045
Office Of Research		15,308								15,308
Total	57,231	17,563		1,312,054	240,826	140,619	463	102,216	227,381	2,098,353
Office of the Provost										
Office of Global Affairs						62,888				62,888
Office of the Provost		38,598								38,598
Total		38,598				62,888				101,486
School of Dentistry										
Dean's Office		(1,319)								(1,319)
Oral Health Sciences	15,573	23,615								39,188
Oral Medicine				(451)			9,620			9,170
Orthodontics		32,064		4,906						36,970
Pediatric Dentistry	(2)			36,232						36,231
Periodontics		(864)		94,869						94,005
Restorative Dentistry	166			26,525						26,691
Total	15,737	53,496		162,081			9,620			240,935
School of Law	36,831	31,306								68,137

College and Department	Associations and Non-Profits	Foundations	Individuals	Industry	Local Government	Other Government	Other Non-Federal	State of Washington	U.S. Institutes of Higher Learning	Total
School of Medicine										
Anesthesiology and Pain Medicine	491,837	259,751		69,292			353,737	53,433		1,228,051
Biochemistry	56,170	417,941		184,826		21,685	197,442	37,296	62,693	978,052
Bioengineering (A)	103,890	579,364		187,195		91,122	28,320	255,396		1,245,287
Bioethics and Humanities		12,754								12,754
Biological Structure	35,574	142,653		144,200						322,427
Biomedical Informatics and Medical Education				56,039			204,541	545,976		806,556
Comparative Medicine				11,252				33,617		44,869
Dean's Office		19,497,902		5,709,752		1,279,064		118,858	71,545	26,677,120
Family Medicine	97,258	276,048		75,139		764			28,470	477,679
Genome Sciences	28,322	1,311,109		2,461,618		59,349	69,723		99,334	4,029,455
Global Health (B)	256,441	4,147,396		134,835		53,563	857,961		11,216	5,461,412
Immunology	380,508	156,660		110,269		73,595	317,212			1,038,243
Laboratory Medicine	82,729	598,286		1,283,590			101,287		18,649	2,084,540
Medicine	3,365,277	3,531,739		14,225,708	92,038	687,395	1,513,184	933,784	867,069	25,216,193
Microbiology	79,396	676,105		350,054		64,407	8,681		29,165	1,207,808
Neurological Surgery	212,576	272,712		73,026			1,216,563		29,836	1,804,712
Neurology	407,427	357,486		529,003				4,413	35,842	1,334,171
Obstetrics and Gynecology	64,072	531,979		758,419			463,969	96,852	1,758	1,917,048
Ophthalmology	226,958	483,156		152,864						862,978
Orthopaedics and Sports Medicine	283,285	67,400		62,905						413,591
Otolaryngology	81,163	193,020		657			105,831	148,678	17,376	546,726
Pathology	119,564	1,139,292		508,526		11,749	358,367	292,323	187,764	2,617,586
Pediatrics	201,583	763,423		606,507	104,884		6,353,524	73,064	67,713	8,170,697
Pharmacology	191,194	390,591		79,099						660,884
Physiology and Biophysics	126,717	257,267		65,584			(1,888)			447,679
Psychiatry and Behavioral Sciences	261,687	1,271,535		56,796	27,421		836,610	480,594	704,452	3,639,095
Radiation Oncology	1,680			(16,077)					28,196	13,798
Radiology	278,549	136,720		1,661,411			107,723	40,713	138,352	2,363,467
Rehabilitation Medicine	1,463,533	175,371		368,827	368,925	56,195		7,525	150,508	2,590,884
Surgery	82,775	251,991		578,897		3,127	154,245	885,882	52,907	2,009,823
Urology	14,247	374,267	7,664	676,586			28,269		5,192	1,106,224
Total	8,994,410	38,273,917	7,664	31,166,796	593,268	2,402,013	13,275,300	4,008,403	2,608,038	101,329,809

College and Department	Associations and Non-Profits	Foundations	Individuals	Industry	Local Government	Other Government	Other Non-Federal	State of Washington	U.S. Institutes of Higher Learning	Total
School of Nursing										
Biobehavioral Nursing and Health Systems	11,236	0			10,429	19,935	95,051		121,011	257,663
Family and Child Nursing		269,555			56,334		65,275	28,026		419,190
Psychosocial and Community Health	152,512	301,771			21,695			66,353	7,499	549,830
Total	163,748	571,327			88,458	19,935	160,326	94,379	128,509	1,226,683
School of Pharmacy										
Department of Pharmacy	39,039	123,883		298,393			181,579		5,024	647,918
Medicinal Chemistry		392,470						(71)		392,399
Pharmaceutics		1,886,226		280,460		2,054		83,821	7,094	2,259,654
Total	39,039	2,402,579		578,853		2,054	181,579	83,750	12,118	3,299,971
School of Public Health										
Biostatistics	409,764	30,251		23,260			565,180		386,449	1,414,904
Environmental and Occupational Health	158,550	118,122		51,974				622,681	24,849	976,176
Epidemiology	13,538	74,084	3,354	222,189			335,172	348,625		996,963
Global Health (B)	256,441	4,030,512		160,578		53,563	857,961		11,216	5,370,271
Health Services Main	182,227	421,368		58,291	190,878	9,041	34,490	66,300	85,427	1,048,022
Total	1,020,520	4,674,339	3,354	516,292	190,878	62,603	1,792,803	1,037,605	507,941	9,806,336
School of Social Work	381,107	1,916,173		24,066	197,462	255,934	2,500	252,991	96,233	3,126,467
The Information School	153,746	962,257		189,782	12,790	(486)			166,031	1,484,120
Undergraduate Academic Affairs		389,067					6,951		40,252	436,270
UW Bothell	269,340	3,589,787		126,162			126,462	26,440	173,787	4,311,978
UW Finance and Facilities										
Capital Projects			608,352	115,113				1,975,991		2,699,456
Grant and Contract Accounting							(1,491)			(1,491)
Real Estate							472			472
Total			608,352	115,113			(1,019)	1,975,991		2,698,437
UW Information Technology										
Student Program		139,957								139,957
Total		139,957								139,957
UW Tacoma	360,705	7,084		115,305	86,532			22,805	27,484	619,915
Vice President for Development	11,119									11,119
Grand Total	17,131,795	68,745,677	619,370	42,447,116	2,081,982	5,965,811	17,061,751	15,278,213	5,431,818	174,763,532

- (A) Expenditures for Bioengineering are shared equally between the College of Engineering and the School of Medicine.
- (B) Some of the expenditures for Global Health are shared equally between the School of Medicine and the School of Public Health.
- (C) The School of Medicine's Dean's Office expenditures include \$26M for the Institute for Health Metrics Evaluation.

SCHEDULE 12

Direct Expenditures from Sponsored Projects, by College/Department, FY 2013-2014

School/College	2013	% of total	2014	% of total
Center for Commercialization	\$180,341	0.02%	\$23,451	0.00%
College of Arts and Sciences	\$68,815,536	6.91%	\$68,645,619	7.04%
College of Built Environments	\$1,115,311	0.11%	\$1,044,473	0.11%
College of Education	\$21,166,711	2.13%	\$23,750,747	2.43%
College of Engineering	\$71,317,577	7.16%	\$77,033,145	7.90%
College of the Environment	\$76,084,666	7.64%	\$75,840,777	7.77%
Dean of Libraries	\$7,380,153	0.74%	\$4,804,867	0.49%
Educational Outreach	\$265,788	0.03%	\$501,356	0.05%
Evans School of Public Affairs	\$2,148,489	0.22%	\$2,311,052	0.24%
External Affairs	(\$128)	0.00%		0.00%
Foster Business School	\$640,494	0.06%	\$878,916	0.09%
Graduate School	\$10,120,969	1.02%	\$10,132,426	1.04%
Health Sciences Administration	\$31,189,913	3.13%	\$26,813,480	2.75%
Office of Minority Affairs & Diversity	\$9,688,520	0.97%	\$8,195,631	0.84%
Office of Research	\$62,359,793	6.26%	\$60,564,886	6.21%
Office of the Provost	\$13,052	0.00%	\$101,486	0.01%
School of Dentistry	\$5,627,626	0.56%	\$3,805,382	0.39%
School of Law	\$2,691,224	0.27%	\$3,311,736	0.34%
School of Medicine	\$444,194,596	44.60%	\$440,000,849	45.11%
School of Nursing	\$11,933,276	1.20%	\$10,794,573	1.11%
School of Pharmacy	\$11,979,998	1.20%	\$13,230,099	1.36%
School of Public Health	\$122,825,657	12.33%	\$111,437,678	11.42%
School of Social Work	\$19,477,934	1.96%	\$14,581,639	1.49%
The Information School	\$3,660,661	0.37%	\$4,117,470	0.42%
Undergraduate Academic Affairs	\$632,250	0.06%	\$610,643	0.06%
UW Bothell	\$3,935,727	0.40%	\$6,034,596	0.62%
UW Finance and Facilities	\$3,017,875	0.30%	\$3,393,909	0.35%
UW Information Technology	\$114,246	0.01%	\$366,182	0.04%
UW Student Life	\$43,512	0.00%	\$24,074	0.00%
UW Tacoma	\$3,441,446	0.35%	\$3,083,445	0.32%
Vice President for Development		0.00%	\$11,119	0.00%
Grand Total	\$996,063,216	100.00%	\$975,445,706	100.00%

SCHEDULE 13

Direct Expenditures from Sponsored Projects, by Expense Type, in Millions, FY 2010-2014



Expense Type	2010	2011	2012	2013	2014
Supplies & Services	\$433,879,972	\$477,533,502	\$471,029,403	\$495,099,202	\$479,128,292
Staff Salaries	\$178,862,652	\$187,521,203	\$186,928,761	\$185,796,220	\$187,795,561
Faculty Salaries	\$147,355,467	\$154,099,887	\$151,794,921	\$152,026,138	\$152,668,751
Equipment	\$66,242,816	\$84,633,018	\$65,780,059	\$49,825,853	\$40,095,275
Tuition & Stipends	\$24,623,492	\$30,556,208	\$34,778,883	\$37,862,771	\$40,726,935
Graduate Student Salaries	\$35,891,859	\$35,606,361	\$34,157,765	\$33,211,711	\$34,014,995
Other Wages and Salaries	\$26,555,566	\$25,774,768	\$24,341,224	\$23,970,852	\$22,744,291
Wages for Hourly Employees	\$16,819,584	\$17,763,715	\$18,580,065	\$18,270,470	\$18,271,606
Grand Total	\$930,231,407	\$1,013,488,664	\$987,391,080	\$996,063,216	\$975,445,706

SCHEDULE 14

Direct Expenditures from Sponsored Projects, by Type of Program and by College/Department, FY 2014

College and Department	Research	Training	Fellowships	Other	Total
Center for Commercialization	23,451				23,451
College of Arts and Sciences					
Anthropology	45,059		28,348		73,407
Applied Mathematics	851,969	(410)		1	851,560
Art	11,466				11,466
Asian Languages and Literature	65,538				65,538
Astronomy	5,278,798	19,904	120,505	208,409	5,627,616
Biology	5,792,919	27,306	71,680	265,057	6,156,963
Burke Museum	88,412			312,271	400,683
Center for Humanities				(7,535)	(7,535)
Center for Statistics and the Social Sciences	822,764			11,667	834,430
Center for Studies in Demography and Ecology	1,806,974	164,726		55,906	2,027,606
Chemistry	14,307,033	326,158	376,889	6,833	15,016,914
Communication	22,204			11,992	34,196
Economics	13,901				13,901
English		2,611		-	2,611
Geography	215,719	186		8,985	224,890
History	24,726				24,726
Institute for Learning and Brain Sciences	2,394,334	7,466	98,720	18,337	2,518,857
Institute for Nuclear Theory	2,068,108				2,068,108
International Studies	327,547	1,530,009	2,388,338	122,881	4,368,774
Language Learning Center	60,046	11,616			71,662
Law, Societies, and Justice Program	51,667				51,667
Linguistics	366,048			-	366,048
Mathematics	2,118,950		105,151	230,660	2,454,761
Philosophy	15,085		29,999		45,085
Physics	12,850,052	7,515	29,093	461,742	13,348,401
Political Science	315,895		4,165		320,060
Psychology	6,315,049	36,923	191,202	422,120	6,965,294
Public Performing Arts				24,769	24,769
Sociology	316,440			96,723	413,163
Speech and Hearing Sciences	2,293,611	307,014	10,313	25,042	2,635,980
Statistics	1,461,757		26,618	139,751	1,628,126
Women's Center	3,524	2,370			5,894
Total	60,305,593	2,443,393	3,481,023	2,415,609	68,645,619

College and Department	Research	Training	Fellowships	Other	Total
College of Built Environments					
Architecture	441,361				441,361
Construction Management	130,257			7	130,264
Dean's Office	199,132				199,132
Landscape Architecture	26,223				26,223
Urban Design and Planning	212,493			35,000	247,493
Total	1,009,466			35,007	1,044,473
College of Education					
Coeducational Research	3,341,356			28,404	3,369,760
Department of Education	7,740,722	801,739	27,659	809,040	9,379,159
Experimental Education Unit	9,929,767	1,072,061			11,001,828
Total	21,011,845	1,873,800	27,659	837,443	23,750,747
College of Engineering					
Aeronautics and Astronautics	5,056,260			21,367	5,077,627
Bioengineering (A)	8,184,805	143,259	149,947	230,858	8,708,868
Chemical Engineering	5,418,906	2,000	214,783	196,069	5,831,758
Civil and Environmental Engineering	8,385,899		201,273	156,912	8,744,085
Computer Science and Engineering	21,328,830		110,948	189,679	21,629,457
Dean's Office	1,809,895	60,042	60,000	427,444	2,357,381
Electrical Engineering	10,136,818		51,436	1,871,546	12,059,801
Human Centered Design and Engineering	1,348,041				1,348,041
Industrial Engineering Program	1,124,555				1,124,555
Materials Science and Engineering	3,513,427	282,363	65,710		3,861,500
Mechanical Engineering	4,719,922	115,442	383,058	166,474	5,384,896
Washington State Transportation Center	895,210			9,967	905,176
Total	71,922,568	603,106	1,237,156	3,270,315	77,033,145

College and Department	Research	Training	Fellowships	Other	Total
College of the Environment					
Aquatic and Fishery Sciences	8,312,867	298,735	126,631	83,820	8,822,054
Atmospheric Science	4,760,009		77,466	12,014	4,849,489
College of the Environment Initiatives	420,466				420,466
Dean of Environment Initiatives	23,572		312,068	167,557	503,197
Dean's Office				5,127	5,127
Earth and Space Sciences	3,967,890	563,837	88,474	928,226	5,548,427
Environmental and Forest Sciences	10,604,580		85,009	256,664	10,946,252
Friday Harbor Laboratories	706,301			12,340	718,641
Joint Institute for the Study of the Atmosphere and Ocean	13,220,329			92,380	13,312,709
Marine and Environmental Affairs	389,133	735,159	6,188	285	1,130,765
Marine Programs Office	2,298,749		181,255	21,740	2,501,744
Oceanography	26,545,755		70,107	466,043	27,081,905
Total	71,249,650	1,597,732	947,198	2,046,197	75,840,777
Dean of Libraries	10,143	28,688		4,766,037	4,804,867
Educational Outreach					
Academic Programs Contract Credit Standalone		29,683			29,683
Academic Programs Credit Standalone Undergraduate Education				424,963	424,963
Operating Resources		27,534			27,534
UW Educational Outreach International and English Language Programs Grants		19,176			19,176
Total		76,393		424,963	501,356
Evans School of Public Affairs	1,331,353		227,735	751,963	2,311,052
Foster Business School					
Accounting			3,486		3,486
Center for Innovation and Entrepreneurship				22,500	22,500
Global Business Center	230,106	165,784		34,118	430,009
Information Systems and Operations Management	12,996				12,996
Leadership Center	395,565				395,565
Management and Organization	14,359				14,359
Total	653,027	165,784	3,486	56,618	878,916

College and Department	Research	Training	Fellowships	Other	Total
Graduate School					
Dean's Office		304,652			304,652
Fellowships			8,441,545	3,354	8,444,899
Graduate Opportunities and Minority Achievement Program		14,936			14,936
Graduate School Fund for Excellence and Innovation Operations		7,366			7,366
Molecular and Cellular Biology		901,517	(2,157)	454,782	1,354,143
Museology	6,432				6,432
Total	6,432	1,228,470	8,439,388	458,136	10,132,426
Health Sciences Administration					
Alcohol and Drug Abuse Institute	3,547,861	1,353,462		185,406	5,086,729
Center on Human Development and Disability Administration	1,231,327	1,770,949		1,024,078	4,026,353
Regional Primate Center	17,315,032			385,366	17,700,398
Total	22,094,220	3,124,410		1,594,850	26,813,480
Office of Minority Affairs & Diversity					
Closed Budgets					
Office of Minority Affairs & Diversity	498,428	6,480		10,411	515,318
Vice President for Minority Affairs	640,315	6,570,959		469,039	7,680,312
Total	1,138,742	6,577,439		479,449	8,195,631
Office of Research					
Applied Physics Laboratory	60,013,380	54,723		481,475	60,549,579
Office Of Research			15,308		15,308
Total	60,013,380	54,723	15,308	481,475	60,564,886
Office of the Provost					
Office of Global Affairs				62,888	62,888
Office of the Provost				38,598	38,598
Total				101,486	101,486

College and Department	Research	Training	Fellowships	Other	Total
School of Dentistry					
Dean's Office	902,222	680,107		(1,319)	1,581,009
Dental Clinic				16,674	16,674
Oral and Maxillofacial Surgery/ Oral Pathology	96,509				96,509
Oral Health Sciences	608,892	9,562	67,379		685,833
Oral Medicine	40,044	7,339		80,382	127,766
Orthodontics	154,791				154,791
Pediatric Dentistry	37,701	215,127	(2)	149,896	402,722
Periodontics	481,113			85,090	566,203
Restorative Dentistry	163,067			10,807	173,874
Total	2,484,340	912,135	67,377	341,529	3,805,382
School of Law					
	223,949	869,263		2,218,525	3,311,736

College and Department	Research	Training	Fellowships	Other	Total
School of Medicine					
Anesthesiology and Pain Medicine	4,466,127	215,337	35,185	490,801	5,207,450
Biochemistry	10,925,971	326,331	498,359	96,599	11,847,260
Bioengineering (A)	8,184,805	143,259	149,947	230,858	8,708,868
Bioethics and Humanities	1,092,322				1,092,322
Biological Structure	4,555,100	642,288	19,925	5,502	5,222,814
Biomedical Informatics and Medical Education	1,425,002	713,755		31,191	2,169,948
Comparative Medicine	2,007,965	-			2,007,965
Dean's Office (C)	33,458,636	3,444,570	2,421	326,227	37,231,854
Family Medicine	1,076,233	1,004,007		224,883	2,305,124
Genome Sciences	29,811,762	1,504,365	358,827	666,416	32,341,370
Global Health (B)	12,727,612	25,949,089	32,148	5,787,409	44,496,259
Immunology	10,395,340	250,959	186,402	303,738	11,136,440
Laboratory Medicine	7,194,324	166,761	87,500	1,193,054	8,641,639
Medicine	86,427,684	9,860,849	968,789	11,828,404	109,085,726
Microbiology	19,880,651	559,938	320,720	10,240	20,771,548
Neurological Surgery	3,422,867	107,698	165,052	1,297,271	4,992,888
Neurology	4,753,827	(645)		722,002	5,475,185
Obstetrics and Gynecology	5,247,884	96,852	125,688	582,464	6,052,888
Ophthalmology	4,127,865	2,560	72,324	111,286	4,314,035
Orthopaedics and Sports Medicine	1,423,457	4,261	302,873	87,055	1,817,645
Otolaryngology	2,711,711	277,367	72,209	168,766	3,230,053
Pathology	15,996,406	3,775,210	342,420	711,466	20,825,501
Pediatrics	7,604,630	1,941,437	294,228	6,448,279	16,288,574
Pharmacology	5,528,283	275,249	177,578	31,105	6,012,215
Physiology and Biophysics	7,706,360	766,615	264,645	61,128	8,798,747
Psychiatry and Behavioral Sciences	15,433,362	1,208,184	103,070	2,945,904	19,690,520
Radiation Oncology	801,419			28,196	829,615
Radiology	13,454,589	(9,395)	65,267	798,616	14,309,076
Rehabilitation Medicine	5,928,738	1,810,081	58,595	2,948,903	10,746,317
Surgery	8,119,270	294,465	239,380	1,711,098	10,364,213
Urology	3,813,406	69,990	50,243	53,152	3,986,792
Total	339,703,608	55,401,435	4,993,796	39,902,010	440,000,849

College and Department	Research	Training	Fellowships	Other	Total
School of Nursing					
Biobehavioral Nursing and Health Systems	4,641,356	1,458,131	806	64,552	6,164,845
Dean's Office		300,309	79,743		380,052
Family and Child Nursing	1,610,957	-		149,635	1,760,592
Psychosocial and Community Health	1,168,506	1,214,498	14,139	91,941	2,489,084
Total	7,420,818	2,972,938	94,689	306,128	10,794,573
School of Pharmacy					
Department of Pharmacy	1,826,498	379,660	223,125	3,076	2,432,357
Medicinal Chemistry	2,432,942	542,597	26,952		3,002,491
Pharmaceutics	7,451,827			343,424	7,795,251
Total	11,711,267	922,256	250,077	346,500	13,230,099
School of Public Health					
Biostatistics	27,469,007	272,111	30,251	1,137,992	28,909,361
Dean's Office		2,304			2,304
Environmental and Occupational Health	13,099,538	2,026,057	5,685	499,093	15,630,373
Epidemiology	14,137,378	1,360,777	31,473	527,002	16,056,630
Global Health (B)	9,882,816	25,854,659	32,148	5,749,745	41,519,368
Health Services Main	7,149,442	1,617,028	41,540	511,632	9,319,642
Total	71,738,181	31,132,936	141,098	8,425,464	111,437,678
School of Social Work	11,582,476	2,594,287	24,286	380,590	14,581,639
The Information School	3,966,025	32,937		118,508	4,117,470
Undergraduate Academic Affairs	31,800	181,691		397,152	610,643
UW Bothell	5,694,535	230,542	86,401	23,119	6,034,596
UW Finance and Facilities					
Capital Projects				3,410,116	3,410,116
Emergency Management	(15,187)				(15,187)
Grant and Contract Accounting				(1,491)	(1,491)
Real Estate				472	472
Total	(15,187)			3,409,096	3,393,909

College and Department	Research	Training	Fellowships	Other	Total
UW Information Technology					
Accessible Technology	62,211				62,211
Network Planning Deployment and Operations				164,014	164,014
Student Program	139,957				139,957
Total	202,168			164,014	366,182
UW Student Life					
Counseling Center	518			23,555	24,074
Total	518			23,555	24,074
UW Tacoma	1,687,505	720,793		675,147	3,083,445
Vice President for Development			11,119		11,119
Grand Total	767,201,874	113,745,152	20,047,794	74,450,887	975,445,706

(A) Expenditures for Bioengineering are shared equally between the College of Engineering and the School of Medicine.

(B) Some of the expenditures for Global Health are shared equally between the School of Medicine and the School of Public Health

(C) SOM Dean's Office expenditures includes expenditures for the Institute for Health Metrics and Evaluation and the Institute of Translational Health Services

SCHEDULE 15

Direct Expenditures and Indirect Costs from Sponsored Projects, by College/Department, Including Research, Training, Fellowships and Other Programs, FY 2014

College and Department	Equipment	Salaries & Wages	Supplies & Services	Tuition & Stipends (D)	Total Direct Expenditures	2014 Indirect Costs (E)
Center for Commercialization		17,577	5,874		23,451	-
College of Arts and Sciences						
Anthropology		18,512	54,895		73,407	5,804
Applied Mathematics	9,254	560,373	189,802	92,131	851,560	378,960
Art		9,953	1,513		11,466	1,720
Asian Languages and Literature		51,339	14,198		65,538	35,718
Astronomy	173,514	2,719,595	2,466,618	267,889	5,627,616	1,642,014
Biology	368,861	3,008,058	2,596,165	183,879	6,156,963	1,723,069
Burke Museum		213,801	186,882		400,683	79,233
Center for Humanities			(7,535)		(7,535)	-
Center for Statistics and the Social Sciences	5,098	522,126	214,346	92,861	834,430	382,261
Center for Studies in Demography and Ecology	15,959	921,821	961,024	128,802	2,027,606	704,872
Chemistry	1,005,810	5,533,755	7,630,221	847,128	15,016,914	4,492,364
Communication		12,821	21,375		34,196	2,220
Economics		9,527	4,374		13,901	7,576
English			2,389	222	2,611	(611)
Geography		130,453	67,109	27,328	224,890	81,294
History		4,454	20,271		24,726	4,198
Institute for Learning and Brain Sciences		785,405	1,707,800	25,652	2,518,857	474,965
Institute for Nuclear Theory	2,405	1,024,178	949,529	91,995	2,068,108	1,035,214
International Studies		1,592,312	1,144,901	1,631,560	4,368,774	166,452
Language Learning Center		28,840	36,703	6,120	71,662	35,546
Law, Societies, and Justice Program		21,963	25,109	4,595	51,667	4,707
Linguistics	9,968	205,082	60,307	90,691	366,048	127,800
Mathematics	63,309	1,171,195	873,952	346,304	2,454,761	768,568
Philosophy		39,124	1,515	4,446	45,085	5,746
Physics	5,302,391	5,664,316	919,621	1,462,073	13,348,401	2,818,594
Political Science		139,360	124,026	56,675	320,060	102,049
Psychology	71,896	3,321,556	3,175,244	396,598	6,965,294	1,987,360
Public Performing Arts			24,769		24,769	1,982
Sociology	2,920	280,356	102,317	27,570	413,163	66,613
Speech and Hearing Sciences	32,478	1,720,455	749,883	133,163	2,635,980	838,004
Statistics	7,857	856,281	601,014	162,974	1,628,126	598,852
Women's Center		3,355	2,539		5,894	-
Total	7,071,719	30,570,367	24,922,875	6,080,658	68,645,619	18,573,146

College and Department	Equipment	Salaries & Wages	Supplies & Services	Tuition & Stipends (D)	Total Direct Expenditures	2014 Indirect Costs (E)
College of Built Environments						
Architecture	7,719	263,258	160,185	10,199	441,361	105,581
Construction Management		57,211	57,460	15,592	130,264	33,622
Dean's Office		149,175	49,957		199,132	877
Landscape Architecture		20,587	5,636		26,223	5,953
Urban Design and Planning		150,815	85,060	11,619	247,493	54,279
Total	7,719	641,046	358,298	37,410	1,044,473	200,312
College of Education						
Coeducational Research	16,526	1,731,002	1,325,843	296,389	3,369,760	891,986
Department of Education	8,157	5,200,920	3,643,277	526,805	9,379,159	1,761,794
Experimental Education Unit	14,353	3,916,072	6,621,005	450,398	11,001,828	1,649,983
Total	39,036	10,847,993	11,590,125	1,273,593	23,750,747	4,303,763
College of Engineering						
Aeronautics and Astronautics	810,123	2,105,494	1,918,654	243,355	5,077,627	1,234,516
Bioengineering (A)	212,761	4,021,072	4,106,207	368,828	8,708,868	2,876,831
Chemical Engineering	326,553	2,662,151	2,184,212	658,842	5,831,758	2,232,259
Civil and Environmental Engineering	118,986	3,698,937	4,069,621	856,541	8,744,085	2,595,642
Computer Science and Engineering	574,762	11,118,866	7,553,211	2,382,617	21,629,457	7,767,151
Dean's Office		1,130,384	967,802	259,194	2,357,381	606,524
Electrical Engineering	1,486,537	5,301,455	4,046,877	1,224,932	12,059,801	3,130,078
Human Centered Design and Engineering	80,632	666,241	443,051	158,118	1,348,041	497,543
Industrial Engineering Program		695,569	254,497	174,488	1,124,555	504,252
Materials Science and Engineering	64,054	1,918,353	1,405,099	473,994	3,861,500	1,463,451
Mechanical Engineering	844,091	2,671,365	1,228,343	641,097	5,384,896	1,670,196
Washington State Transportation Center		400,936	449,902	54,339	905,176	381,547
Total	4,518,500	36,390,823	28,627,477	7,496,345	77,033,145	24,959,989

College and Department	Equipment	Salaries & Wages	Supplies & Services	Tuition & Stipends (D)	Total Direct Expenditures	2014 Indirect Costs (E)
College of the Environment						
Aquatic and Fishery Sciences	136,430	4,667,935	3,608,084	409,605	8,822,054	1,717,279
Atmospheric Science	67,656	2,880,864	1,346,981	553,988	4,849,489	2,171,290
College of the Environment Initiatives	7,105	301,088	102,914	9,358	420,466	66,407
Dean of Environment Initiatives		281,854	194,850	26,493	503,197	18,580
Dean's Office		3,917	1,210		5,127	-
Earth and Space Sciences	213,379	2,815,544	1,970,076	549,428	5,548,427	1,969,441
Environmental and Forest Sciences	126,337	4,594,407	5,951,875	273,633	10,946,252	1,325,382
Friday Harbor Laboratories	56,895	346,526	279,852	35,369	718,641	191,286
Joint Institute for the Study of the Atmosphere and Ocean	1,965,447	7,229,570	3,857,347	260,346	13,312,709	2,814,973
Marine and Environmental Affairs		698,726	342,588	89,452	1,130,765	123,543
Marine Programs Office		1,328,340	915,362	258,042	2,501,744	500,835
Oceanography	3,096,768	4,959,886	18,606,662	418,588	27,081,905	3,408,233
Total	5,670,017	30,108,657	37,177,802	2,884,301	75,840,777	14,307,250
Dean of Libraries	9,649	948,711	3,846,507		4,804,867	477,934
Educational Outreach						
Academic Programs Contract Credit Standalone		9,167	20,516		29,683	4,453
Academic Programs Credit Standalone Undergraduate Education		249,407	175,556		424,963	42,496
Operating Resources		17,760	8,389	1,386	27,534	2,091
UW Educational Outreach International and English Language Programs Grants		9,630	9,546		19,176	4,848
Total		285,963	214,007	1,386	501,356	53,889
Evans School of Public Affairs		776,940	1,345,882	188,230	2,311,052	387,691
Foster Business School						
Accounting		22,500	(19,014)		3,486	-
Center for Innovation and Entrepreneurship			22,500		22,500	-
Global Business Center		183,920	117,071	129,018	430,009	46,847
Information Systems and Operations Management		4,560	8,437		12,996	7,278
Leadership Center		281,923	98,361	15,280	395,565	63,536
Management and Organization			14,359		14,359	2,154
Total		492,903	241,714	144,298	878,916	119,815

College and Department	Equipment	Salaries & Wages	Supplies & Services	Tuition & Stipends (D)	Total Direct Expenditures	2014 Indirect Costs (E)
Graduate School						
Dean's Office		134,603	32,331	137,718	304,652	17,830
Fellowships		1,824,768	391,325	6,228,806	8,444,899	0
Graduate Opportunities and Minority Achievement Program		5,000	1,103	8,833	14,936	-
Graduate School Fund for Excellence and Innovation Operations		5,893	1,473		7,366	-
Molecular and Cellular Biology		493,950	177,654	682,539	1,354,143	60,642
Museology		2,400	3,532	500	6,432	3,233
Total		2,466,613	607,417	7,058,396	10,132,426	81,704
Health Sciences Administration						
Alcohol and Drug Abuse Institute		2,694,477	2,392,252		5,086,729	719,535
Center on Human Development and Disability Administration	26,875	2,100,545	1,812,692	86,242	4,026,353	785,733
Regional Primate Center	282,378	8,927,176	8,475,706	15,138	17,700,398	5,435,407
Total	309,252	13,722,197	12,680,650	101,380	26,813,480	6,940,676
Office of Minority Affairs & Diversity						
Closed Budgets			-		-	(93)
Office of Minority Affairs & Diversity		57,421	423,518	34,380	515,318	51,092
Vice President for Minority Affairs		2,267,151	5,281,882	131,280	7,680,312	406,852
Total		2,324,572	5,705,399	165,659	8,195,631	457,850
Office of Research						
Applied Physics Laboratory	11,271,568	21,714,690	27,109,638	453,682	60,549,579	6,838,540
Office Of Research		-	-	15,308	15,308	-
Total	11,271,568	21,714,690	27,109,638	468,989	60,564,886	6,838,540
Office of the Provost						
Office of Global Affairs		10,413	52,475		62,888	5,029
Office of the Provost		8,005	29,240	1,353	38,598	-
Total		18,418	81,715	1,353	101,486	5,029

College and Department	Equipment	Salaries & Wages	Supplies & Services	Tuition & Stipends (D)	Total Direct Expenditures	2014 Indirect Costs (E)
School of Dentistry						
Dean's Office		1,023,636	330,926	226,448	1,581,009	423,801
Dental Clinic			16,674		16,674	-
Oral and Maxillofacial Surgery/ Oral Pathology		61,072	35,438		96,509	7,721
Oral Health Sciences		461,359	201,489	22,985	685,833	214,356
Oral Medicine		76,942	50,823		127,766	51,650
Orthodontics		86,379	62,444	5,968	154,791	64,722
Pediatric Dentistry		232,255	170,467		402,722	53,938
Periodontics		250,004	301,814	14,385	566,203	186,197
Restorative Dentistry		107,124	66,750		173,874	85,504
Total		2,298,770	1,236,825	269,786	3,805,382	1,087,888
School of Law		992,050	1,584,019	735,667	3,311,736	810,774

College and Department	Equipment	Salaries & Wages	Supplies & Services	Tuition & Stipends (D)	Total Direct Expenditures	2014 Indirect Costs (E)
School of Medicine						
Anesthesiology and Pain Medicine	11,704	3,121,722	2,068,771	5,254	5,207,450	2,028,560
Biochemistry	424,346	5,962,349	4,791,095	669,470	11,847,260	5,018,710
Bioengineering (A)	212,761	4,021,072	4,106,207	368,828	8,708,868	2,876,831
Bioethics and Humanities		710,497	337,777	44,048	1,092,322	346,995
Biological Structure	56,977	2,847,899	1,881,134	436,803	5,222,814	2,405,895
Biomedical Informatics and Medical Education	2,759	1,250,590	613,826	302,774	2,169,948	476,799
Comparative Medicine		1,090,512	915,044	2,410	2,007,965	1,033,751
Dean's Office (C)	1,093,195	16,005,035	19,858,219	275,405	37,231,854	4,069,175
Family Medicine		1,217,040	652,460	435,624	2,305,124	263,264
Genome Sciences	1,273,835	10,937,372	19,079,296	1,050,867	32,341,370	11,750,513
Global Health (B)	355,634	9,597,394	34,062,688	480,542	44,496,259	6,379,347
Immunology	109,019	3,293,668	7,441,218	292,535	11,136,440	3,661,685
Laboratory Medicine	58,923	4,772,909	3,731,917	77,889	8,641,639	3,429,699
Medicine	938,013	51,953,050	55,597,977	596,686	109,085,726	34,001,147
Microbiology	826,914	8,894,480	10,766,820	283,335	20,771,548	9,098,483
Neurological Surgery	97,062	3,048,174	1,810,232	37,421	4,992,888	1,493,293
Neurology	49,351	3,094,311	2,307,849	23,674	5,475,185	1,730,198
Obstetrics and Gynecology	16,155	2,482,501	3,534,275	19,957	6,052,888	2,446,789
Ophthalmology	1,120,185	1,694,423	1,492,299	7,128	4,314,035	1,286,205
Orthopaedics and Sports Medicine	2,156	1,270,915	544,574		1,817,645	740,547
Otolaryngology	2,052	2,112,212	1,048,049	67,740	3,230,053	1,218,382
Pathology	741,912	9,374,158	9,206,099	1,503,331	20,825,501	7,062,916
Pediatrics	242,842	10,289,281	5,493,153	263,298	16,288,574	3,153,716
Pharmacology	94,346	3,512,035	2,029,272	376,562	6,012,215	2,623,576
Physiology and Biophysics	115,469	4,350,395	3,759,903	572,979	8,798,747	3,861,709
Psychiatry and Behavioral Sciences	37,946	11,187,001	8,371,430	94,144	19,690,520	4,548,150
Radiation Oncology	7,519	508,789	302,764	10,543	829,615	443,734
Radiology	692,249	7,106,877	6,373,028	136,922	14,309,076	5,086,313
Rehabilitation Medicine	16,749	5,833,797	4,832,778	62,993	10,746,317	3,039,715
Surgery	1,393,145	5,707,419	3,211,946	51,702	10,364,213	2,375,297
Urology	39,351	1,710,241	2,237,200		3,986,792	1,382,960
Total	10,032,567	198,958,119	222,459,299	8,550,864	440,000,849	129,334,354

College and Department	Equipment	Salaries & Wages	Supplies & Services	Tuition & Stipends (D)	Total Direct Expenditures	2014 Indirect Costs (E)
School of Nursing						
Biobehavioral Nursing and Health Systems	5,804	3,941,367	2,016,606	201,068	6,164,845	2,188,132
Dean's Office		166,594	136,534	76,924	380,052	24,024
Family and Child Nursing	3,006	1,106,788	644,650	6,148	1,760,592	567,858
Psychosocial and Community Health	9,070	1,518,762	867,491	93,762	2,489,084	398,142
Total	17,880	6,733,511	3,665,281	377,901	10,794,573	3,178,157
School of Pharmacy						
Department of Pharmacy	5,256	1,549,709	853,345	24,048	2,432,357	836,049
Medicinal Chemistry	225,226	1,440,301	1,066,219	270,745	3,002,491	910,577
Pharmaceutics	4,997	2,185,768	5,477,779	126,708	7,795,251	3,395,207
Total	235,478	5,175,777	7,397,343	421,500	13,230,099	5,141,833
School of Public Health						
Biostatistics	209,402	7,711,618	19,986,870	1,001,471	28,909,361	4,759,259
Dean's Office			2,304		2,304	(0)
Environmental and Occupational Health	76,948	7,595,734	7,287,393	670,298	15,630,373	5,042,989
Epidemiology	86,910	7,276,726	8,253,466	439,527	16,056,630	2,697,628
Global Health (B)	320,566	8,439,266	32,278,995	480,542	41,519,368	5,206,898
Health Services Main	10,857	5,109,391	3,796,871	402,525	9,319,642	1,887,665
Total	704,682	36,132,734	71,605,899	2,994,363	111,437,678	19,594,438
School of Social Work	12,930	6,838,048	7,599,285	131,375	14,581,639	2,577,068
The Information School	36,609	1,674,811	1,425,342	980,709	4,117,470	524,375
Undergraduate Academic Affairs		225,056	379,987	5,600	610,643	26,672
UW Bothell	87,504	3,107,633	2,526,741	312,718	6,034,596	865,676
UW Finance and Facilities						
Capital Projects	-		3,410,116		3,410,116	-
Emergency Management		(11,723)	(3,464)		(15,187)	(759)
Grant and Contract Accounting			(1,491)		(1,491)	-
Real Estate			472		472	-
Total	-	(11,723)	3,405,632		3,393,909	(759)
UW Information Technology						
Accessible Technology		47,526	14,685		62,211	33,594
Network Planning Deployment and Operations	70,163	59,489	33,361	1,000	164,014	50,604
Student Program		95,417	44,540		139,957	20,994
Total	70,163	202,432	92,586	1,000	366,182	105,191

College and Department	Equipment	Salaries & Wages	Supplies & Services	Tuition & Stipends (D)	Total Direct Expenditures	2014 Indirect Costs (E)
UW Student Life						
Counseling Center		16,665	7,409		24,074	6,241
Total		16,665	7,409		24,074	6,241
UW Tacoma		1,814,198	1,225,795	43,451	3,083,445	656,978
Vice President for Development		9,652	1,467		11,119	-
Grand Total	40,095,275	415,495,204	479,128,292	40,726,935	975,445,706	241,616,472

(A) Expenditures for Bioengineering are shared equally between the College of Engineering and the School of Medicine.

(B) Some of the expenditures for Global Health are shared equally between the School of Medicine and the School of Public Health

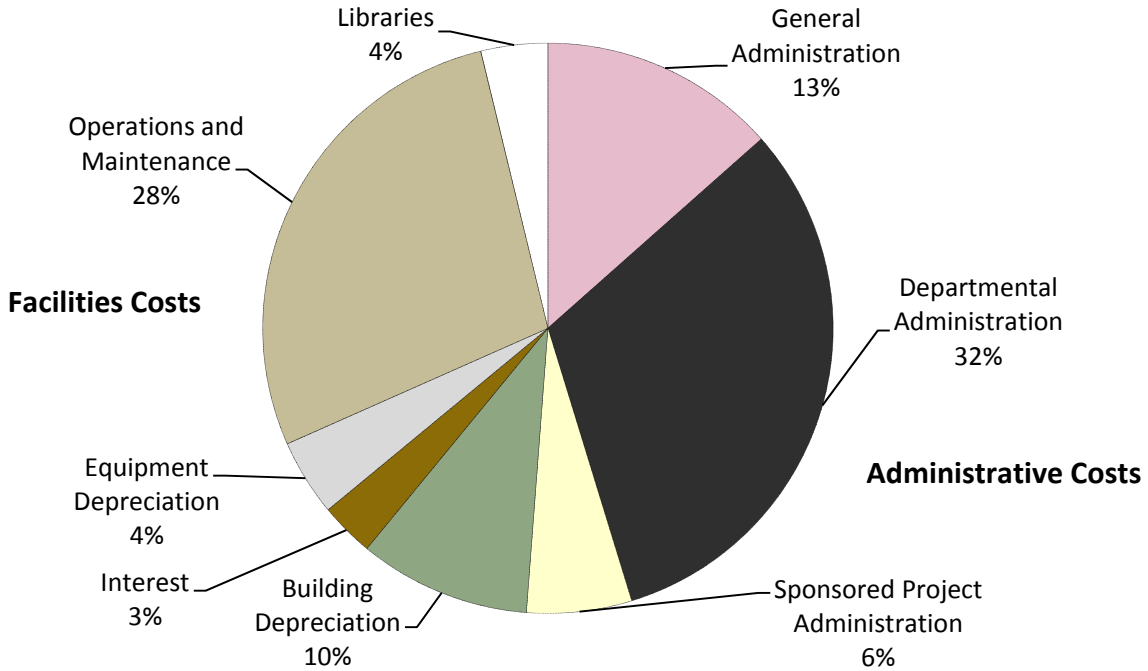
(C) SOM Dean's Office expenditures includes expenditures for the Institute for Health Metrics and Evaluation and the Institute of Translational Health Services

(D) Does not include expenditures under fellowship or training awards made directly to individuals by sponsoring agencies.

(E) Represents recovered facilities and administrative costs associated with total direct expenditures. A portion of the administrative component is returned to units as research cost recovery.

SCHEDULE 15A

Breakdown of Facilities and Administrative (F&A) Cost by Major Category, FY 2008 (Reflects Numbers from Last Base Year, FY 2008)



In a typical year, roughly half of the University’s overhead for sponsored research maintains UW facilities supporting sponsored activity, and the other half supports central and departmental sponsored activity administration. About one third of the total F&A represents administration of sponsored activity managed within Departments, Schools, and Colleges. These funds are used by Deans and Chairs to support fiscal specialists, administrators, and other staff who assist faculty with sponsored activity—including grant proposal preparation and budget management.

The UW received approximately \$242 million in F&A costs reimbursements in FY 2014. The pie chart represents the proportion of actual overhead costs during the University’s last F&A base year (FY 2008). Seventeen percent of the F&A funds represented central administrative costs used to help defray the costs of centralized research administration and compliance services, such as Research Accounting and Analysis, Human Resources, Payroll, Purchasing, Office of Research, Office of Sponsored Programs and the Human Subjects Division. Of the 51% spent on Facilities, a little more than half was spent on operations and maintenance of existing sponsored

activity space, including paying for such costs as utilities, hazardous materials disposal, and janitorial services. The remainder paid for repairs and renovation of buildings, ‘debt service’ (interest) on new buildings, major equipment repair and replacement, and support for the libraries.

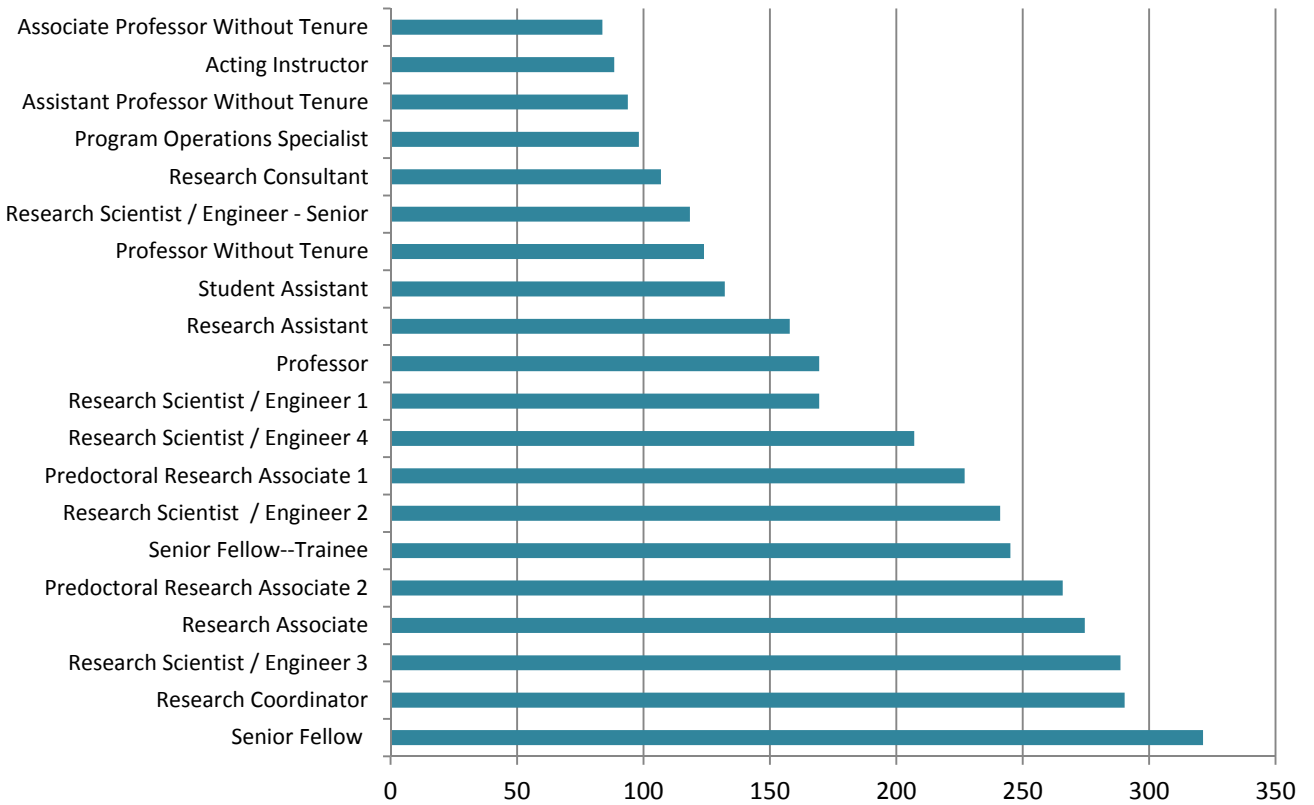
The PI’s school or college generally receives about one-third of F&A costs through the Indirect Cost Recovery (ICR) allocation. These funds are used at the discretion of the Dean and Chairs to support research in their units.

F&A cost reimbursements are related to University expenditures. When the UW develops its budget for a biennium, it starts with an estimate of the total revenues available for that biennium, including State funding, tuition, F&A cost reimbursement, and interest and investment income. All these funding sources are combined to pay the UW’s operating expenses, including F&A costs related to research and other sponsored agreements.

For more information about F&A costs, see: www.uw.edu/research/osp/gim/gim13.html

SCHEDULE 16

University Full-Time Equivalents (FTE) Paid from Grant and Contract Funds, FY 2014



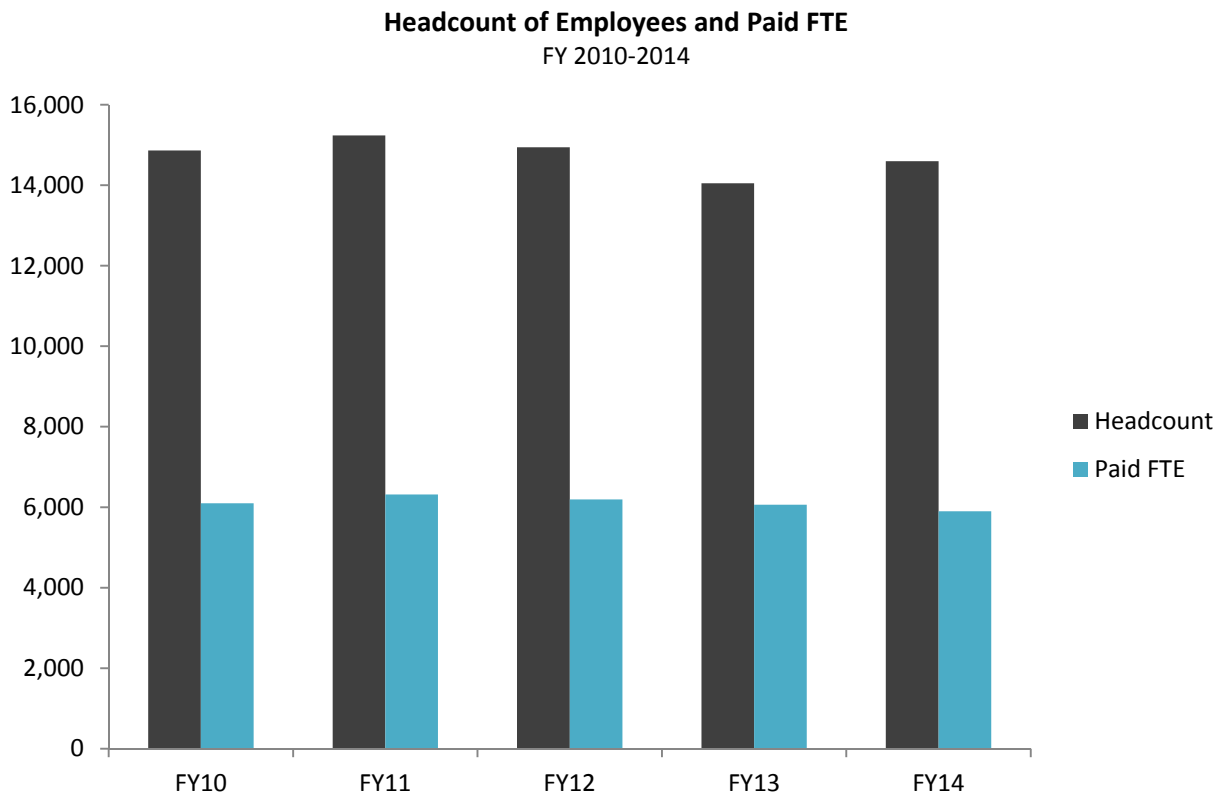
Top 20 by Title

Title	Sum of FTE
Associate Professor Without Tenure	84
Acting Instructor	88
Assistant Professor Without Tenure	94
Program Operations Specialist	98
Research Consultant	107
Research Scientist / Engineer - Senior	118
Professor Without Tenure	124
Student Assistant	132
Research Assistant	158
Professor	169
Research Scientist / Engineer 1	170
Research Scientist / Engineer 4	207
Predoctoral Research Associate 1	227
Research Scientist / Engineer 2	241
Senior Fellow--Trainee	245
Predoctoral Research Associate 2	266
Research Associate	275
Research Scientist / Engineer 3	289
Research Coordinator	290
Senior Fellow	321

SCHEDULE 16

Continued

Fiscal Year	Sum of Paid FTE	Headcount
2010	6,099	14,865
2011	6,318	15,236
2012	6,191	14,944
2013	6,062	14,051
2014	5,900	14,596

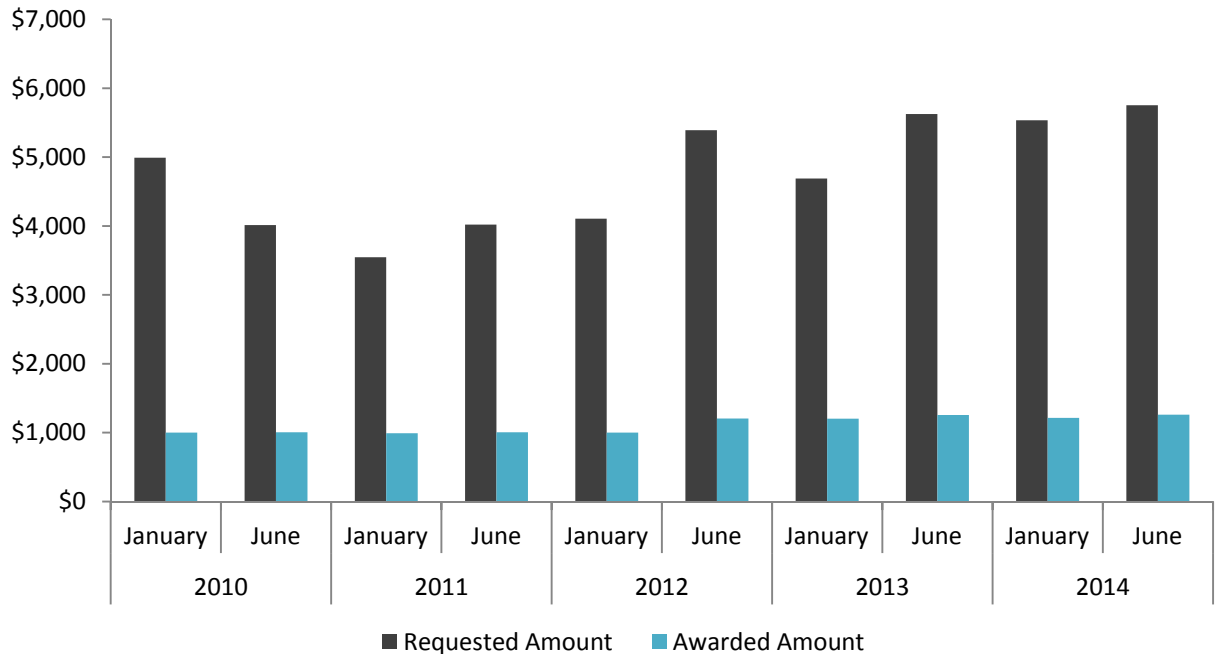


SCHEDULE 17

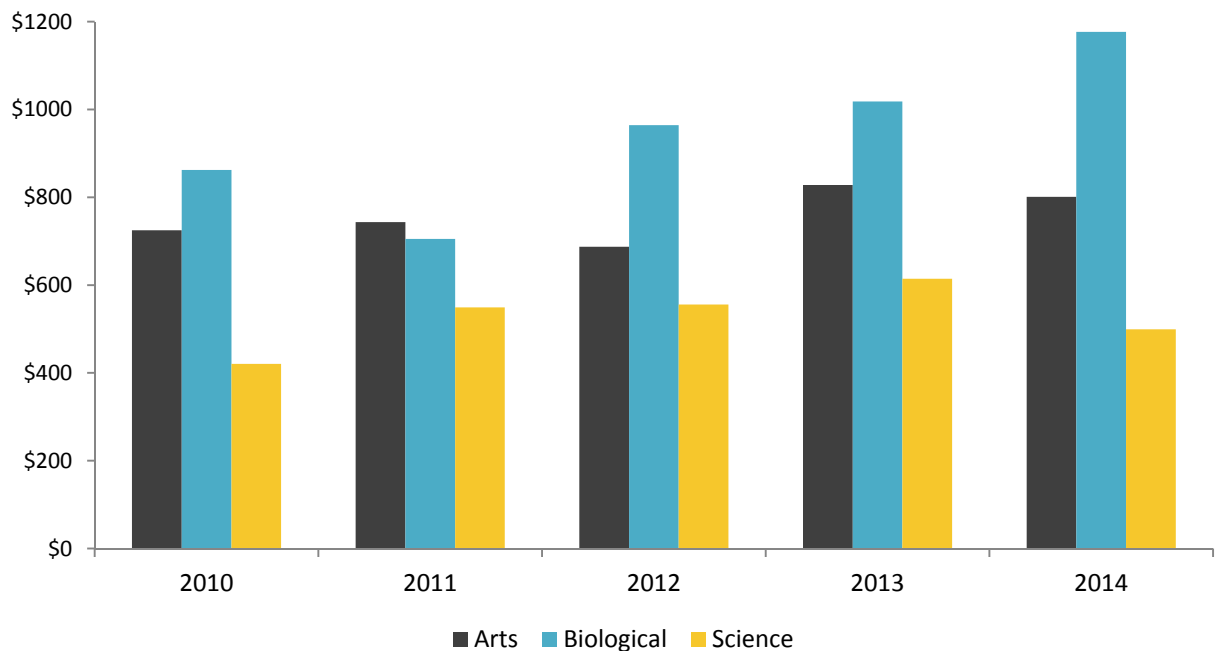
Royalty Research Fund Awards, January 2010 – September 2014

The Royalty Research Fund (RRF) program is funded from royalty and licensing fee income generated by the University’s technology transfer program. The RRF has made awards twice yearly since Spring 1992. The RRF welcomes proposals with budgets up to \$40,000.

RRF Awards 2010-2014, Requested and Awarded Amounts, in Thousands

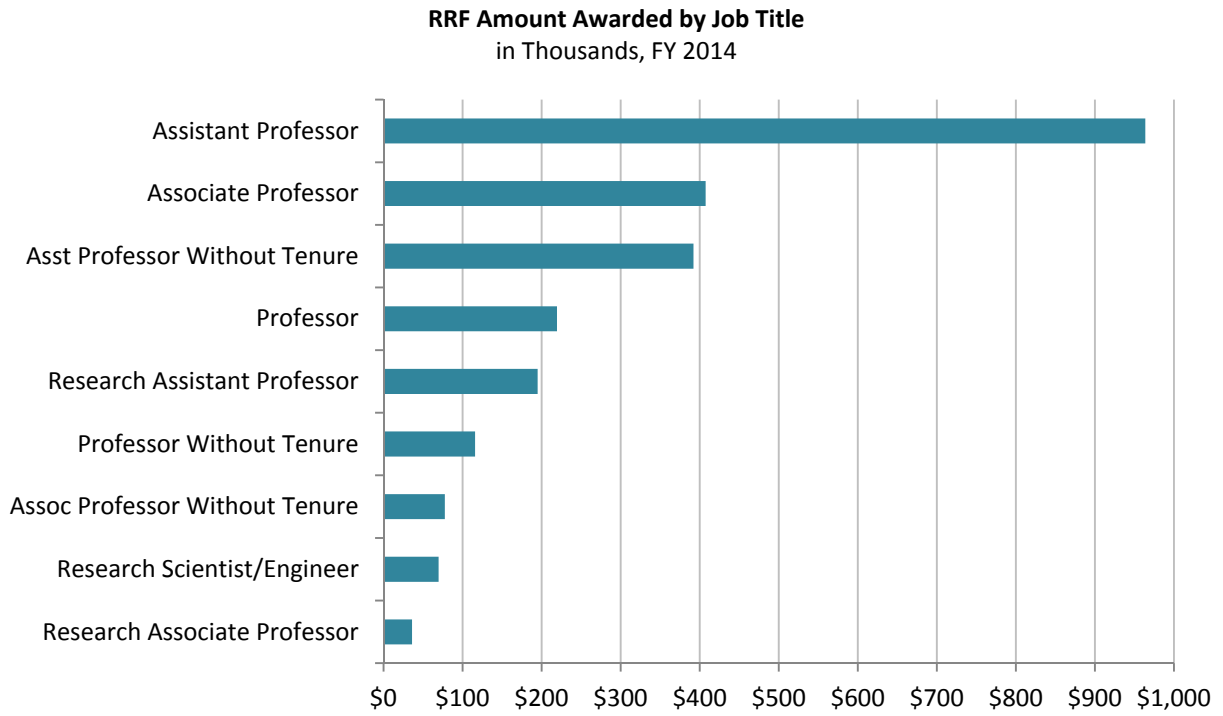


RRF Distribution per Committee, in Thousands



SCHEDULE 17

Continued



SCHEDULE 18

Direct Expenditures from Special State Provisos, Classified as ROF 19s

College and Department	2012	2013	2014
College of Engineering			
Aeronautics and Astronautics		887,780	1,057,918
Bioengineering		73,285	
Civil and Environmental Engineering		73,815	
Electrical Engineering		105,868	89,474
Mechanical Engineering		293,433	249,353
Total		1,434,181	1,396,745
College of the Environment			
College of the Environment Initiatives			261,839
Earth and Space Sciences		49,850	
Environmental and Forest Sciences	146,645	203,355	171,629
Joint Institute for the Study of the Atmosphere and Ocean			-
Marine Programs Office			93,010
Total	146,645	253,205	526,478
Office of Research			
Applied Physics Laboratory			44,146
Total			44,146
Grand Total	146,645	1,687,386	1,967,368

- These provisos are technically not sponsored projects. However, these funds are restricted funds from Washington State that are designated for research.

APPENDIX 1: Notes and Definitions

1. Proposals: Proposals for research projects are submitted by UW on behalf of principal investigators or program directors in response to sponsors' requests for proposals. They are the official requests for support, are generally competitive and do not guarantee funding. Proposals may be submitted to federal, state and other governmental agencies, not-for-profit foundations, private industry and business, and other academic institutions. The number of awards requested will significantly exceed the number of awards received in a given year.

2. Awards: Awards are received by the University in response to submitted proposals. Rarely are projects funded without a formal request in the form of a proposal. Generally, awards are received either as grants or contracts and represent financial resources that have become available for covering the cost of research, service, or education and training. The award numbers do not include student loans, gifts to the UW or to the UW Foundation, or student financial aid data. Note: Award amounts for previous fiscal years may be adjusted to reflect data changes in the UW's System to Administer Grants Electronically (SAGE).

3. Expenditures: These represent completed financial transactions against the award funds. Generally, the total grant and contract expenditures for a given fiscal year will be reasonably related to the total grant and contract awards in the preceding year or two. The term direct expenditures as used in this report covers only those costs incurred in direct support of the specific project. Indirect Costs or Facilities and Administrative (F&A) costs are those incurred centrally by the University as reimbursement for centrally expended funds in support of the externally sponsored project. F&A costs in no way include any profit or revenue over expenses but are the real costs of supporting the research effort that are not specifically identified for each project (for example, heat, electricity and water). Our standard rates are negotiated with DHHS.

4. International Support: A significant proportion of the awards and expenditures include support for research, training programs, fellowships, conferences, capacity building and other special purposes in the global arena. Of particular significance is the growth in the University's awards for international research and training. With the development of the Global Support Project, the UW has become a national leader in establishing the infrastructure necessary to carry out global projects. The UW, under the auspices of the Global Support Project, established *UWorld*, the foundation that enables UW to carry out significant programs in countries around the globe and has attained international recognition for its administrative support of global research and service. The UW also receives awards and sub-awards from international sponsors in countries around the world.

5. Centers or Institutes: The University has many departmental, interdepartmental, interschool and centrally administered research centers and institutes. These entities assist the University in carrying out its teaching, research, and public service missions;

they are especially valuable in facilitating and supporting interdisciplinary research. The award and expenditure schedules in this report include sponsored programs at centers and institutes throughout the University but their activities are not specifically identified by unit in this report. In some cases, direct funding to a center or institute is shown under the heading *Special Programs*. But in many instances, awards and expenditures reported under the regular academic departments are related to one or more of the University's centers or institutes.

6. Proposal and Award Data: These were extracted from the Office of Sponsored Programs (OSP) database and the Grant and Contracts Accounting (GCA) database. Data related to the Awards and Expenditures schedules were provided by the Grant and Contract Accounting Office.

7. Clinical Trial Data: In support of the UW mission to carry out research and service to enhance quality of life, UW participates in national and international clinical trials. These trials are carried out under Institutional Review Board (IRB) approval and are closely monitored by UW compliance offices to ensure protection of human participants in the trials.

8. Direct vs. Originating Sponsor: A direct sponsor can refer to a sponsor who is subcontracting funds to the UW from an originating sponsor. The originating sponsor is the original source of funds.

Graphs and Schedules

The Schedules in this report include data on 1) Proposals submitted, 2) Awards received, and 3) Expenditures made against the awards. The Office of Research and the Grants and Contracts Accounting Office track and report on the data relating to proposal submission and awards. UW Grant and Contract Accounting provides data on post-award expenditures.

It is important to note that schedules reporting the award data represent only funds received by the UW through the sponsored projects office and the financial aid office. Sponsored Project awards are independent of funds received by the University through legislative appropriations for its core educational mission and independent of philanthropic gifts received from donors. However, the third set of schedules included in this report, those representing expenditures, does generally include philanthropic gifts and some research-specific direct appropriations from the state of Washington. The effect is that the expenditure data reflects a greater amount of activity relating to research, service and education, including gifts supported by organizations external to the UW. The ratio of amount of awards to expenditures cannot be calculated based on this data; however, the UW carefully monitors expenditure rates in response to federal directives to expend in a consistent manner. Detailed reports on the philanthropic awards that support the research activities included in the expenditure report are provided by the Office of Advancement in their annual report.

APPENDIX 2: Sources of Funds (Agencies and Organizations) in Schedules 1 and 3

Federal

Department of Agriculture

Cooperative State Research, Education, and Extension Service (CSREES)
US Department of Agriculture (USDA)
US Forest Service

Department of Commerce

National Institute of Standards and Technology (NIST)
National Marine Fisheries Service (NMFS)
National Oceanic and Atmospheric Administration (NOAA)
US Department of Commerce

Department of Defense

Air Force Academy
Air Force Office of Scientific Research (AFOSR)
Air Force Research Laboratory (AFRL)
DARPA Defense Sciences Office
DARPA Microsystems Technology Office (MTO)
Defense Advanced Research Projects Agency (DARPA)
Defense Threat Reduction Agency (DTRA)
National Security Agency (NSA)
Naval Medical Research Center (NMRC)
Naval Surface Warfare Center
NSA Mathematical Sciences Program (MSP)
Office of Naval Research (ONR)
Strategic Environmental Research and Development Program (SERDP)
US Air Force
US Army
US Army Corps of Engineers (USACE)
US Army Medical Research and Materiel Command (USAMRMC)
US Army Research Office (ARO)
US Department of Defense (DOD)
US Navy

Department of Education

Institute of Education Sciences (IES)
Office of Special Education and Rehabilitative Services (OSERS)
US Department of Education (DOED)

Department of Energy

Bonneville Power Administration (BPA)
Brookhaven National Laboratory
Lawrence Berkeley National Laboratory
Los Alamos National Laboratory
Pacific Northwest National Laboratory (PNNL)
US Department of Energy (DOE)

Department of Health and Human Services

Administration for Children and Families (ACF)
Agency for Healthcare Research and Quality (AHRQ)
Agency for Toxic Substances and Disease Registry (ATSDR)
Centers for Disease Control and Prevention (CDC)
Centers for Medicare and Medicaid Services (CMS)
Food and Drug Administration (FDA)
Health Resources and Services Administration (HRSA)
Indian Health Service (IHS)
John E Fogarty International Center (FIC)
National Cancer Institute (NCI)
National Center for Advancing Translational Sciences (NCATS)
National Center for Complementary and Alternative Medicine (NCCAM)

National Eye Institute (NEI)
National Heart, Lung, and Blood Institute (NHLBI)
National Human Genome Research Institute (NHGRI)
National Institute for Occupational Safety and Health (NIOSH)
National Institute of Allergy and Infectious Diseases (NIAID)
National Institute of Arthritis and Musculoskeletal and Skin Diseases (NIAMS)
National Institute of Biomedical Imaging and Bioengineering (NIBIB)
National Institute of Child Health and Human Development (NICHD)
National Institute of Dental and Craniofacial Research (NIDCR)
National Institute of Diabetes and Digestive and Kidney Diseases (NIDDK)
National Institute of Environmental Health and Science (NIEHS)
National Institute of General Medical Sciences (NIGMS)
National Institute of Mental Health (NIMH)
National Institute of Neurological Disorders and Stroke (NINDS)
National Institute of Nursing Research (NINR)
National Institute on Aging (NIA)
National Institute on Alcohol Abuse and Alcoholism (NIAAA)
National Institute on Deafness and Other Communication Disorders (NIDCD)
National Institute on Drug Abuse (NIDA)
National Institute on Minority Health and Health Disparities (NIMHD)
National Institutes of Health (NIH)
National Library of Medicine (NLM)
Office of the Director (OD)
Substance Abuse and Mental Health Services Administration (SAMHSA)
US Administration on Aging (AoA)
US Department of Health and Human Services (DHHS)

Department of the Interior

Bureau of Land Management (BLM)
National Park Service (NPS)
The Intelligence Advanced Research Projects Activity (IARPA)
US Fish and Wildlife Service (FWS)
US Geological Survey (USGS)

Department of Transportation

Federal Aviation Administration (FAA)
Federal Highway Administration (FHWA)
Federal Transit Administration (FTA)
National Highway Traffic Safety Administration (NHTSA)
Research and Innovative Technology Administration
US Department of Transportation

Department of Veterans Affairs

US Department of Veterans Affairs (VA)
VA Puget Sound Health Care System (VAPSHCS)
VA Veterans Health Administration (VHA)

Environmental Protection Agency

Environmental Protection Agency (EPA)
EPA Office of Research and Development (ORD)

National Aeronautics And Space Administration

Jet Propulsion Laboratory
NASA Institute for Advanced Concepts (NIAC)
National Aeronautics and Space Administration (NASA)

National Science Foundation

National Science Foundation (NSF)

Other Federal

Administration for Community Living (ACL)
Bureau of Justice Assistance (BJA)
COMBATING TERRORISM TECHNICAL SUPPORT OFFICE
Congressionally Directed Medical Research Programs (CDMRP)
DARPA Strategic Technical Office
Federal Emergency Management Agency (FEMA)
Institute of Museum and Library Services (IMLS)
Internal Revenue Service (IRS)
Millenium Challenge Corporation
National Archives and Records Administration (NARA)
National Center for Medical Rehabilitation Research (NCMRR)
National Endowment for the Arts (NEA)
National Endowment for the Humanities (NEH)
National Institute of Justice (NIJ)
National Institute on Disability and Rehabilitation Research
National Nuclear Security Administration (NNSA)
Naval Facilities Engineering Command (NAVFAC)
Naval Sea Systems Command
Office of Adolescent Health
Office of National Drug Control Policies (ONDCP)
Pacific Salmon Commission
Peace Corps
Smithsonian Institution
United States Army Medical Research Acquisition Activity (USAMRAA)
US Agency for International Development (USAID)
US Department of Homeland Security (DHS)
US Department of Housing and Urban Development (HUD)
US Department of Justice (DOJ)
US Department of State
USCG Research & Development

Non-Federal

Associations and Non-Profits

Academy of Applied Science
Academy of Prosthodontics
Action On Hearing Loss
Adelaide Institute for Sleep Health
Adult AIDS Clinical Trials Group (AACTG)
Agency for Defense Development, Ministry of National Defense
Alaska Ocean Observing System (AOOS)
Alice C. Tyler Perpetual Trust
Alliance for Early Success
Alliance for Education
Alliance for Lupus Research (ALR), Inc.
Alpha Omega Alpha Honor Society
Alzheimer's Association
America for Bulgaria Foundation
American Academy of Audiology
American Academy of Family Physicians (AAFP)
American Academy of Fixed Prosthodontics
American Academy of Otolaryngology-Head and Neck Surgery (AAO-HNS)
American Academy of Pediatric Dentistry (AAPD)
American Association for Cancer Research (AACR)
American Association for the Advancement of Science (AAAS)
American Association for Thoracic Surgery (AATS)
American Association of Critical Care Nurses (AACN)
American Association of Endodontists (AAE)
American Association of Museums (AAM)
American Association of Neurological Surgeons (AANS)
American Cancer Society (ACS)
American Chemical Society (ACS)
American Chemical Society (ACS) Petroleum Research Fund

American College of Cardiology (ACC)
American College of Gastroenterology (ACG)
American College of Sports Medicine (ACSM)
American College of Surgeons (ACS)
American Congress of Obstetricians and Gynecologists
American Council of Learned Societies (ACLS)
American Diabetes Association (ADA)
American Epilepsy Society (AES)
American Federation for Aging Research, Inc. (AFAR)
American Gastroenterological Association (AGA)
American Head and Neck Society (AHNS)
American Heart Association (AHA)
American Heart Association (AHA) Washington Affiliate
American Institute for Cancer Research (AICR)
American Institute of Certified Public Accountants (AICPA)
American Lung Association (ALA)
American Meteorological Society (AMS)
American Ornithologists Union (AOU)
American Orthopaedic Society for Sports Medicine (AOSSM)
American Orthotic & Prosthetic Association (AOPA)
American Pain Society (APS)
American Philosophical Society (APS)
American Physical Therapy Association (APTA)
American Roentgen Ray Society (ARRS)
American Sexually Transmitted Disease Association (ASTDA)
American Shoulder and Elbow Surgeons (ASES)
American Society for Mass Spectrometry (ASMS)
American Society for Surgery of the Hand (ASSH)
American Society of Anesthesiologists (ASA)
American Society of Civil Engineers (ASCE)
American Society of Head and Neck Radiology
American Society of Hematology (ASH)
American Society of Nephrology (ASN)
American Society of Preventive Oncology
American Sociological Association
American Speech-Language-Hearing Association (ASHA)
American Thoracic Society
Anesthesia Quality Institute (AQI)
AO Foundation
AO North America
AOSpine International
AOSpine North America
Association for International Cancer Research
Association of American Colleges and Universities (AACU)
Astrophysical Research Consortium (ARC)
AXA Research Fund
Bat Conservation International
Baxter Pharmaceuticals
Benaroya Research Institute at Virginia Mason
Brain Tumor Funders' Collaborative (BTFC)
Bristol Bay Regional Seafood Development Association
Bristol Bay Science and Research Institute (BBSRI)
Butterfly Guild
Canadian Institute for Advanced Research (CIFAR)
Cancer Research Institute
Centre for African Conservation Ecology
Cerebral Palsy Foundation (Institute)
Child Institute for Pediatric Trauma (CIPT)
Chronic Fatigue Initiative
Cincinnati Children's Hospital Medical Center (CCHMC)
Citizens United for Research in Epilepsy (CURE)
City of Hope National Medical Center
Commission for Cultural, Educational and Scientific Exchange Between the USA and Spain
Consortium for Ocean Leadership, Inc.
Consortium of Multiple Sclerosis Centers

Council on Library and Information Resources (CLIR)
 Council on Social Work Education (CSWE)
 CRDF Global
 CSIS
 Curetis AG
 CytRx Corporation
 Dana-Farber Cancer Institute
 Diabetes Research Connection
 Diabetic Complications Consortium (DCC)
 Disney Wildlife Conservation Fund
 ECOG-ACRIN Medical Research Foundation, Inc.
 Encore.org
 Endangered Languages Project
 European Association for the Study of Diabetes (EASD)
 European Molecular Biology Organization (EMBO)
 FHI 360
 Fondation Leducq
 Food for the Hungry
 Fr. Flanagan's Boys' Home
 Fred Hutchinson Cancer Research Center (FHCRC)
 GAVI Alliance Secretariat
 Genecion
 Gerontological Society of America (GSA)
 Global Association of Risk Professionals (GARP)
 Global Health Innocative Technology Fund
 Greenland Institute of Natural Resources
 Group Health Research Institute
 Gulf of Mexico Research Initiative (GRI)
 Hannah's Hope Fund
 Harry J. Lloyd Charitable Trust
 Health Alliance International (HAI)
 Health Effects Institute (HEI)
 Heart Failure Society of America
 Holly Ridge Center
 Hood Canal Salmon Enhancement Group (HCSEG)
 Howard Hughes Medical Institute (HHMI)
 Humanitarian Innovation Fund
 Huntington's Disease Society of America, Inc. (HDSA)
 Incorporated Research Institutions for Seismology (IRIS)
 Infectious Disease Research Institute (IDRI)
 Institute for New Economic Thinking
 Institute for Systems Biology
 Institute of International Education (IIE)
 Institute of Translational Health Sciences (ITHS)
 International Association of Oil Gas Producers
 International Anesthesia Research Society (IARS)
 International Association for Dental Research (IADR)
 International Atomic Energy Agency (IAEA)
 International Development Research Centre (IDRC)
 International Health Terminology Standards Development Organisation
 International Human Frontier Science Program Organization (HFSP)
 International Social Science Council
 International Society for Heart and Lung Transplantation (ISHLT)
 International Team for Implantology (ITI)
 International Whaling Commission (IWC)
 Intertribal Timber Council
 Inter-University Consortium for Political Science and Social Research (ICPSR)
 Jaeb Center for Health Research, Inc. (JCHR)
 Jewish Federation of Greater Seattle
 Jobs With Justice Education Fund
 Kaiser Permanente
 Kinderling Center
 Korea Foundation
 Krell Institute
 Kuzey Doga
 Leukemia and Lymphoma Society
 Lower Columbia River Estuary Partnership (LCREP)
 Maine Medical Center
 Margaret A Cargill Philanthropies
 Marsha Rivkin Center for Ovarian Cancer Research
 Melanoma Research Alliance
 Memorial Sloan-Kettering Cancer Center
 Merck Childhood Asthma Network
 Mitochondrial Research Guild
 Movember
 MultiCare Health System
 Murdoch Childrens Research Institute
 Muscular Dystrophy Association (MDA)
 National Alliance for Research on Schizophrenia and Depression (NARSAD)
 National Board of Medical Examiners (NBME)
 National Collegiate Athletic Association (NCAA)
 National Comprehensive Cancer Network (NCCN)
 National Council for Air and Stream Improvement, Inc. (NCASI)
 National Electrical Manufacturers Association (NEMA)
 National Geographic Society (NGS)
 National Governors Association (NGA)
 National Institute for Health Care Reform (NIHCR)
 National Multiple Sclerosis Society (NMSS)
 National Physical Science Consortium (NPSC)
 National PKU Alliance
 National Research Council
 National Spasmodic Dysphonia Association
 National Trauma Institute (NTI)
 National Writing Project (NWP)
 Nature Conservancy
 New York Stem Cell Foundation
 NFL Players Association
 Norsk Polarinstitutt (Norwegian Polar Institute)
 North Pacific Research Board (NPRB)
 Northwest Association for Biomedical Research (NWABR)
 Northwest Biosolids Management Association (NBMA)
 Northwest Energy Efficiency Alliance
 Obliteride
 Oncology Nursing Society (ONS)
 Open Society Institute
 Organ Donation Research Consortium
 Orthopaedic Trauma Association (OTA)
 Pacific Northwest Friends of FSH Research
 Pancreatic Cancer Action Network (PanCAN)
 Partnership for Clean Competition
 Patient-Centered Outcomes Research Institute (PCORI)
 Pollock Conservation Cooperative Research Center
 Positive Action for Children Fund
 Premera Blue Cross
 Program for Appropriate Technology in Health (PATH)
 Public Health Research Institute (PHRI) - UMDNJ
 Public Hospital District No. 1 of King County d.b.a. Valley Medical Center
 Puget Sound Blood Center (PSBC)
 Puget Sound Mycological Society (PSMS)
 QuantumLeap Healthcare Collaborative
 Radiological Society of North America (RSNA)
 Realtor University
 Research to Prevent Blindness (RPB)
 Roche Organ Transplantation Research Foundation
 Rural Development Institute
 Russkiy Mir Foundation
 Sarcoma Alliance for research through Collaboration (SARC)
 Satellite Healthcare
 Save the Children
 Seattle Biomedical Research Institute (SBRI)

Seattle Cancer Care Alliance
 Seattle Children's Hospital (CH)
 Seattle Children's Hospital Research Institute
 Seattle Children's Research Institute
 Seattle Institute for Biomedical and Clinical Research (SIBCR)
 Seaver Institute
 SEIU 1199 NW
 SEIU Healthcare NW Training Partnership
 Silicon Wafer Engineering and Defect Science (SIWEDS)
 Society for Analytical Chemists of Pittsburgh (SACP)
 Society for Conservation Biology (SCB)
 Society of Anesthesia and Sleep Medicine (SASM)
 Society of Cardiovascular Anesthesiologists (SCA)
 Society of Family Planning (SFP)
 Southwest Oncology Group (SWOG)
 Space Science Institute
 Space Telescope Science Institute (STScI)
 SRI International
 SUCPD
 Surgical Infection Society (SIS)
 The American Society of Bone and Mineral Research
 The Center for Craft, Creativity, & Design
 The Leona M. and Harry B. Helmsley Charitable Trust
 The National Center on Education and the Economy (NCEE)
 The National Council of State Boards of Nursing (NCSBN)
 The Nature Conservancy
 The New Teacher Project
 The North Slope Science Initiative (NSSI)
 The Northern Forum
 Transportation Research Board (TRB)
 Tufts Medical Center
 Union for International Cancer Control
 UnitAid Secretariat
 United Nations
 United Way of King County
 United Way of the Bay Area
 Universities Research Association, Inc. (URA)
 Universities Space Research Association (USRA)
 Urban Institute
 Vascular & Endovascular Surgery Society
 Washington Center for Nursing
 Washington State Society of Anesthesiologists (WSSA)
 Wellcome Trust
 Western Group on Educational Affairs (WGEA)
 Wings For Life
 Women's Center for Education and Career
 World Bank
 World Health Organization (WHO)
 World Wildlife Fund
 YMCA of Greater Seattle

Foundations

AAA Foundation for Traffic Safety
 AAFP Foundation
 AAO-HNS Foundation
 ACLAM Foundation
 AGC of Washington Education Foundation
 Alfred P. Sloan Foundation
 Allen Foundation, Inc.
 Allstate Foundation
 Alpha Foundation for the Improvement of Mine Safety and Health
 Alpha-1 Foundation
 Alport Syndrome Foundation
 Alzheimer's Drug Discovery Foundation
 AMA Foundation
 American Asthma Foundation

American Foundation for AIDS Research (AmFAR)
 American Foundation for Suicide Prevention (AFSP)
 American Kidney Fund
 American Occupational Therapy Foundation
 American Psychological Foundation (APF)
 American Surgical Association Foundation
 American Urological Association Foundation
 American Veterinary Medical Foundation (AVMF)
 America's ToothFairy
 Amgen Foundation
 Andrew W. Mellon Foundation
 Anesthesia Patient Safety Foundation
 Annie E. Casey Foundation
 ARC of Washington Trust Fund
 Arnold and Mabel Beckman Foundation
 Arnold P. Gold Foundation
 Arthritis Foundation
 Association of Community Health Nursing Educators
 Autism Science Foundation (ASF)
 Autism Speaks
 Barr Foundation
 Barth Syndrome Foundation (BSF)
 Bezos Family Foundation
 Bill and Melinda Gates Foundation
 Bonneville Environmental Foundation
 Brain and Behavior Research Foundation
 Branta Foundation Inc.
 Breast Cancer Research Foundation
 BrightFocus Foundation
 Bristol-Myers Squibb Foundation
 Broad Medical Research Program
 Burroughs Wellcome Fund
 Cambia Health Foundation
 Campbell Foundation
 Canary Foundation
 Carnegie Corporation of New York
 Casey Family Programs
 Catalyst Foundation
 CHDI, Inc.
 Chiang Ching-Kuo Foundation for International Scholarly Exchange
 Childhood Brain Tumor Foundation (CBTF)
 Children's Trust for Oregon Foundation
 Christopher and Dana Reeve Foundation (CRPF)
 Citi Foundation
 Conquer Cancer Foundation
 Cooley's Anemia Foundation
 Craig H. Neilsen Foundation
 Cystic Fibrosis Foundation
 Damon Runyon Cancer Research Foundation
 Dana Foundation
 David and Lucile Packard Foundation
 Dermatology Foundation
 Dolores Zohrab Liebmann Fund
 Doris Duke Charitable Foundation
 Edward Mallinckrodt, Jr. Foundation
 Elaine Alego
 Ellison Medical Foundation
 Emergency Medicine Foundation
 Empire Health Foundation
 Energy Foundation
 Epilepsy Foundation of America
 Esther A. and Joseph Klingenstein Fund
 Evolving Earth Foundation
 Ewing Marion Kauffman Foundation
 Fetzer Institute
 Firland Foundation

Firland Sheltered Workshop Foundation
 Foundation Fighting Blindness
 Foundation for Child Development
 Foundation for Ichthyosis and Related Skin Types
 Foundation for Personality and Social Psychology
 Foundation for Physical Medicine and Rehabilitation
 Foundation for Physical Therapy
 Foundation for Surgical Fellowships
 Foundation for the National Institutes of Health (FNIH)
 Foundation for Women's Cancer
 Francis Families Foundation
 Freeman Foundation
 GE Foundation
 George Lucas Educational Foundation
 Gerber Foundation
 Gordon and Betty Moore Foundation
 Greenwall Foundation
 Gustavus and Louise Pfeiffer Research Foundation
 Health Impact Project
 Hearing Health Foundation
 Helen Hay Whitney Foundation
 Henry M. Jackson Foundation
 HOPE Foundation
 Idera Pharmaceuticals
 Jack and Sylvia Paul Memorial Fund
 James McKeen Cattell Fund
 James S. McDonnell Foundation
 Jane Coffin Childs Memorial Fund for Medical Research
 Jeffrey Modell Foundation
 John A. Hartford Foundation
 John L. Locke Jr. Charitable Trust
 John Templeton Foundation
 Josiah Macy Jr. Foundation
 Jumpstart for Young Children, Inc.
 Juvenile Diabetes Research Foundation International
 Kaiser Foundation Research Institute
 Kenilworth Fund
 Kenneth Rainin Foundation
 Kern Family Foundation
 Klarman Family Foundation
 Knights Templar Eye Foundation
 L. Oreil USA For Women In Science Program
 LAM (Lymphangiomyomatosis) Foundation
 Lance Armstrong Foundation
 Lane Regional Air Protection Agency
 Laura and John Arnold Foundation
 Leakey Foundation
 Lenfest Ocean Program
 Life Sciences Research Foundation
 LIRNEasia
 Listwin Family Foundation
 Long Live the Kings
 Lymphoma Research Foundation (LRF)
 M.J. Murdock Charitable Trust
 MAC AIDS Fund
 March of Dimes Birth Defects Foundation
 Mary Kay Foundation
 McKnight Endowment Fund for Neuroscience
 McKnight Foundation
 Medtronic Foundation
 Michael J. Fox Foundation for Parkinson's Research
 Michael J. Fox Foundation for Parkinson's Research
 Mitsubishi Electric America Foundation
 Morris Animal Foundation
 Motorola Solutions Foundation
 Muhlenberg College

National Art Education Association Museum Division
 National Ataxia Foundation (NAF)
 National Blood Foundation (NBF)
 National Geographic Education Foundation
 National Marfan Foundation
 NCCPA Health Foundation
 Nellie Mae Education Foundation
 NephCure Foundation
 Northwest Area Foundation
 Northwest Lions Foundation for Sight and Hearing
 OMeGA Medical Grants Association LLC
 Orthopaedic Research and Education Foundation
 Orthotic and Prosthetic Education and Research Foundation (OPERF)
 Ovarian Cancer Research Fund (OCRF)
 Paul G. Allen Family Foundations
 Pew Charitable Trusts
 Plastic Surgery Educational Foundation
 Prostate Cancer Foundation
 Pulmonary Fibrosis Foundation
 Qatar Foundation
 Qiagen
 Raikes Foundation
 Rally Foundation For Childhood Cancer Research
 Reagan-Udall Foundation (RUF)
 Research Corporation for Science Advancement (RCSA)
 Retirement Research Foundation
 Rett Syndrome Research Foundation (RSRF)
 Rheumatology Research Foundation
 Robert Wood Johnson Foundation
 RSNA Research and Education Foundation
 Russell Family Foundation
 Russell Sage Foundation
 Safari Club International Foundation
 Safeway Foundation
 Scan/Design by Inger and Jens Bruun Foundation
 Scleroderma Foundation
 Scleroderma Research Foundation
 Searle Scholars Program
 Seattle Foundation
 Seattle International Foundation
 Simons Foundation Autism Research Initiative
 Smith Richardson Foundation
 Society of Interventional Radiology (SIR) Foundation
 Sontag Foundation
 Spencer Foundation
 St. Baldrick's Foundation
 Startup Education
 Stuart Foundations
 Susan G. Komen Breast Cancer Foundation
 Taub Family Foundation Inc
 The Archstone Foundation
 The Brain Aneurysm Foundation
 The Doctors Company Foundation
 The Elsevier Foundation
 The Heinz Endowments
 The Ivanhoe Foundation
 The Livestrong Foundation
 The National Pancreas Foundation
 The Simons Foundation
 The Special Hope Foundation
 The Susan Thompson Buffett Foundation
 Thoracic Surgery Foundation for Research and Education
 Thrasher Research Fund
 Tinker Foundation
 Tula Foundation
 United Mitochondrial Disease Foundation (UMDF)

US-Israel Binational Science Foundation (BSF)
W. Clement & Jessie V. Stone Foundation
W.M. Keck Foundation
Wallace Foundation
Wallace H. Coulter Foundation
Walton Family Foundation
Washington Women's Foundation
Whole New World Foundation
Wilburforce Foundation
William T. Grant Foundation
Woodrow Wilson National Fellowship Foundation
X Prize Foundation

Industry

3M Worldwide
Abbott Laboratories
ABBVIE INC.
Adaptive Biotechnologies Corporation
Agensys Inc
AiCuris GmbH & Co. KG
Alere San Diego, Inc.
Alexion Pharmaceuticals, Inc.
Align Technology, Inc.
Alkermes, Inc.
Allen Institute for Artificial Intelligence
Allergan, Inc.
American Medical Systems, Inc.
Amgen, Inc.
Angiochem
Ansun Biopharma
Applied Pavement Technology (AP Tech)
Applied Research Associates, Inc. (ARA)
Arup North America Ltd
Aspect Imaging
Astellas Pharma US, Inc.
AstraZeneca Pharmaceuticals, LP
AstraZeneca UK Limited
Atigeo, LLC
Atox Bio, Ltd
Auspex Pharmaceuticals, Inc.
Auxilium Pharmaceuticals, Inc.
Axio Research Corporation
Baker Amec Joint Venture
BakerAECOM, LLC
Baxter Healthcare Corporation
Bayer AG
Bayer Health Care Pharmaceuticals USA
Bayer HealthCare Pharmaceuticals
BEAT Biotherapeutics Corp.
Biogen Idec, Inc.
BioHelix Corp
Biolase Inc
BiologicTx, LLC
BioMarin Pharmaceutical, Inc.
Biomerieux, Inc.
Bio-Rad Laboratories, Inc.
BlackRock
BlueView Technologies, Inc
Boehringer Ingelheim Corporation
Boehringer Ingelheim International GmbH
Boeing Company
Booz Allen Hamilton, Inc.
Boreal Genomics
Boston Scientific Corporation
BP Exploration & Production Inc.
BP plc

Bracco Diagnostics, Inc.
Bracco, SpA
Bristol-Myers Squibb Company
Bristol-Myers Squibb Pharmaceutical Research Institute (PRI)
BTG International Inc
Cambridge Systematics, Inc.
Campbell Group, Inc.
Cardiac Science
CardioKinetix, Inc.
Cardiovascular Systems
Carepeutics Inc
Castle Biosciences, Inc.
Celgene Corporation
CellAegis Devices Inc
Cellana LLC
Cempra Pharmaceuticals
Cephalon, Inc.
Cepheid
Chevron Corporation
Clovis Oncology
Cochlear Americas
Codman Neuro
Collident Ltd.
Complete Genomics
Cooper Vision
Coridon Pty Ltd
Costco Wholesale
Create Inc.
cSterling Technologies
Cubist Pharmaceuticals, Inc.
Cumberland Pharmaceuticals, Inc
Cystic Fibrosis Foundation Therapeutics, Inc
Defense Nutrition
Dendreon Corporation
Depuy Spine, Inc.
DePuy, Inc.
DexCom, Inc.
DIAGEO
DNA Genotek
Dual Therapeutics, LLC
ECM Technologies, LLC
Edwards Lifesciences
Eisai Inc.
Eisai Medical Research Institute
Electrical Geodesics, Inc.
Elevate Oral Care LLC
EMD Serono, Inc.
Emergent Biosolutions
EnergeticX.net LLC
Exelixis, Inc.
Fibrocell Science, Inc
Floyd Snider
Forest Laboratories, Inc.
Fresenius AG
Fujirebio Diagnostics, Inc. (FDI)
Gaussian, Inc.
GE Healthcare
GE NFL Head Health Challenge
Genentech, Inc.
General Electric Company
Genocea Biosciences
GenomeDx Biosciences Inc.
Genomic Health
Gen-Probe, Inc.
Genzyme Corporation
Gilead Sciences, Inc.

GlaxoSmithKline Biologicals SA
GlaxoSmithKline, Inc.
Glennsprings Holdings Inc.
Global Probiotics Council
GlycoMimetics Inc
Google
Google Research Awards
Gravity Consulting LLC
Green Diamond Resource Company
Groupe MAPI
Guerbet
Halozyme, Inc.
Hampton Resources, Inc.
Hancock Forest Management
Harris Corporation
Hearing Industry Research Consortium (IRC)
HeartSine
HeartWare, Inc.
Hexcel Corporation
High Performance Technologies, Inc. (HPTi)
Hippocrates Gate, LLC
Hitachi Medical Corporation
Hittner Combustion Systems
Hoffmann-La Roche, Inc.
Hologic, Inc.
Honda North America
Honeywell International
IBM Corporation
Igenica, Inc
Ikaria, Inc.
Illumina, Inc.
ImClone Systems, Inc.
Immune Design Corp
InBios
Incyte Corporation
Innova, Inc.
Innovative Trauma Care, Inc.
Intel Corporation
Inter-American Development Bank
InterValve
Inventiv Health Clinical, LLC
iPierian, Inc.
IS Technologies
Janssen Research & Development, LLC
Janssen, LP
Johnson and Johnson Corporation
Juno Therapeutics
Karyopharm Therapeutics
Kowa Pharmaceuticals America, Inc.
KPF Consulting Engineers
Kuraray Noritake Dental Inc.
Kymab Ltd
L-3 Communications MariPro, Inc.
Leica Biosystems Newcastle Ltd
Livestock Improvement Corporation Limited
Lockheed Martin Corporation
Lone Rock Timber Company
L'Oreal USA
Macopharma
Magic Leap Inc.
Mallinckrodt, Inc.
Maritime Applied Physics Corporation (MARC)
MarqMetrix, Inc.
Martin Environmental Services, Inc.
Masimo Corporation
Matrix-Bio, Inc

MED-EL Corporation
MedImmune, Inc.
Medivation, Inc.
Medtronic, Inc.
MEI Pharma
Melinta Therapeutics, Inc
Mercator MedSystems, Inc
Merck and Company, Inc.
Merck KGaA
Merck Sharp & Dohme Ltd.
Meridian Environmental
MethylGene, Inc
Microsoft Corporation
Millennium Pharmaceuticals, Inc.
Mission Support Alliance, LLC
Mitsubishi Chemical Group Science and Technology Research Center, Inc
Myriad Genetic Laboratories, Inc
Nabtesco Corporation
Nanosphere, Inc
Nautilus Environmental
Nordion
Novartis AG
Novartis Pharmaceuticals Corporation
Novo Nordisk US
NovoCure, Inc.
NuSmile Pediatric Crowns
Ocera Therapeutics, Inc.
Olympic Resource Management (ORM)
OncoSec Medical Inc
Onyx Pharmaceuticals, Inc.
OPKO Diagnostics, LLC
Ortho-McNeil Janssen Scientific Affairs, LLC
Oscilla Power, Inc.
Pacific Biosciences
Pacira Pharmaceuticals
PC Trask & Associates
Pearson Education
PerkinElmer, Inc.
Peter Pan Seafoods, Inc.
Pfizer US Pharmaceuticals Group
Pfizer, Inc.
Pharmacyclics, Inc.
Pharmaxis Ltd.
Philips Healthcare (United States)
Philips Oral Healthcare, Inc.
Physio-Control Corporation
Pinta Biotherapeutics, Inc
Piramal Life Sciences Limited
Plum Creek Timber Company
Polaris Pharmaceuticals, Inc
Port Blakely Tree Farms LP
PRISM Pharma Co.,Ltd.
Prosoft Clinical
PTC Therapeutics Inc.
Quark Pharmaceuticals, Inc.
Questcor Pharmaceuticals, Inc.
RareCyte, Inc.
Rayonier Timberlands Operating Company
Repros Therapeutics Inc.
Retrophin
Revalerio, Inc.
Ricoh Americas Holdings
Ricoh Innovations Corporation
River Vision Development Corporation
Roche Diagnostics Operations, Inc

Roche Molecular Systems, Inc.
 Roseburg Resources Company
 RTI International
 Salix Pharmaceuticals, Inc.
 Samsung Advanced Institute of Technology
 Samsung Information Systems America, Inc. (SISA)
 Sanofi Pharmaceuticals, Inc.
 Sanofi-Aventis U.S.
 SC Liver Research Consortium, LLC
 Schroeter Goldmark Bender
 SciMetrika
 SEA Consulting Group
 Seattle Genetics, Inc.
 Semiconductor Research Corporation (SRC)
 Seragon Pharmaceuticals, Inc.
 Shell Oil Company
 Shire PLC
 Siemens Medical Systems, Inc.
 Sierra Pacific Industries
 Silicon Mechanics
 Simcyp Limited
 SK Innovation Global Technology
 Soligenix
 Spectrum Pharmaceuticals Research Corporation
 St. Jude Medical, Inc.
 Stimson Lumber Company
 Stryker
 Swagelok Marketing Company
 Synthes USA
 Takeda Global Research & Development Center, Inc. (TGRD)
 Teknologic Engineering Services
 Tetracore, Inc.
 Tetrphase Pharmaceuticals, Inc.
 The Advisory Trust Company
 Theravance
 Thermo Finnigan LLC
 Threshold Pharmaceuticals, Inc.
 TimberWest-Coast Timberlands
 T-Mobile USA, Inc.
 Toray Composites, Inc.
 Tornier, Inc.
 True North Therapeutics, Inc.
 UCB Pharma, Inc.
 Ventana Medical Systems, Inc.
 Vertex Pharmaceuticals Incorporated
 Viamet Pharmaceuticals Inc.
 Vical, Inc.
 Visualase, Inc.
 Vital Therapies, Inc.
 Volcano Corporation
 Vulcan Inc.
 W.L. Gore and Associates, Inc.
 West Fork Timber Company, LLC
 Westat, Inc.
 Weyerhaeuser Company
 Wolfson Dynamic Hearing Pty Ltd
 Worksystems, Inc.
 XBiotech USA, Inc.
 Yokogawa Electric Corporation
 Zecotek Medical Systems
 ZOLL Medical Corporation

Local Government

City of Tacoma
 Cultural Development Authority of King County (4Culture)
 Federal Way School District No. 210

Jefferson Parish Planning Department
 King County Department of Community and Human Services
 King County Department of Natural Resources and Parks
 King County Superior Court
 King County Water and Land Resources Division
 Kitsap County Health District
 Nooksack Indian Tribe
 Port of Seattle
 Puget Sound Regional Council
 Quinault Indian Nation
 Seattle City Light
 Seattle Department of Human Services (DHS)
 Seattle Department of Information Technology
 Seattle Department of Neighborhoods
 Seattle Department of Transportation (SDOT)
 Seattle Legislative Department
 Seattle Office of Sustainability & Environment
 Seattle Public Schools
 Seattle Public Utilities
 Seattle-King County Department of Public Health
 Snohomish County Public Utility District (SNOPUD)
 Sonoma County Water Agency
 Tacoma Public Schools
 Workforce Development Council of Seattle-King County

Other Government

Administration of Basic Research Agency for Defense Development
 Alaska Department of Fish and Game
 Arizona Game and Fish Department
 Australia Research Council
 Australian Research Council (ARC)
 Boise Veterans Affairs Medical Center (Boise VA)
 California Department of Transportation
 Canadian Institutes of Health Research (CIHR)
 Canadian Space Agency
 China-Japan Friendship Hospital.
 Defence Science and Technology Organisation (DSTO)
 Department For International Development
 Department for International Development (DFID)
 European Commission
 French Mission for Culture and Higher Education
 Government of Canada
 Illinois Department of Natural Resources
 Institute for Prospective Technological Studies (IPTS)
 Japan Foundation
 Kazakhstan Ministry of Public Health
 Korean Meteorological Administration
 Korean Research Institute of Bioscience & Biotechnology
 Korean Society for Agriculture and Forest Meteorology (KSAFM)
 Maryland Department of Health and Mental Hygiene
 Metro North Hospital and Health Services
 Ministry of Economic Affairs, R.O.C.
 Missouri Conservation Commission
 National Health and Medical Research Council (NHMRC)
 North Atlantic Treaty Organization (NATO)
 Oregon Department of Forestry
 Rural Development Administration (RDA)
 State of California
 The Consejo Nacional de Ciencia y Tecnologia (CONACYT)
 The Korean Institute for Advancement of Technology (KIAT)
 United Nations Children's Fund (UNICEF)
 United Nations, Food and Agriculture Organization
 Utah Department of Human Services

State of Washington

Cascadia Community College
City of Forks
City of Lakewood
City of Port Orchard
Joint center for aerospace technology innovation
King Conservation District
Olympic Region Clean Air Agency (ORCAA)
Puget Sound Partnership
Washington Dairy Products Commission
Washington Professional Educator Standards Board
Washington State Administrative Office of the Courts
Washington State Attorney General
Washington State Department of Agriculture (WSDA)
Washington State Department of Commerce
Washington State Department of Early Learning
Washington State Department of Ecology
Washington State Department of Fish and Wildlife
Washington State Department of Health
Washington State Department of Labor and Industries
Washington State Department of Licensing
Washington State Department of Natural Resources
Washington State Department of Social and Health Services (DSHS)
Washington State Department of Transportation
Washington State Department of Veterans Affairs
Washington State Division of Behavioral Health and Recovery
Washington State Health Care Authority
Washington State House of Representatives
Washington State Joint Legislative Audit and Review Committee
Washington State Life Sciences Discovery Fund Authority (LSDFA)
Washington State Military Department
Washington State Office of Financial Management
Washington State Office of Superintendent of Public Instruction (OSPI)
Washington State Parks and Recreation Commission
Washington State Partnership Council on Juvenile Justice (WA-PCJJ)
Washington State Recreation and Conservation Office (RCO)
Washington Student Achievement Council (WSAC)
WorkSource Snohomish County

U.S. Institutes of Higher Learning

Abramson Cancer Center
Auburn University
Bellevue Community College
Boston University Medical Campus
Carol Von Ossie Tzky Universitat Oldeburg
Chalkboard Project
Columbia University
Dartmouth College
Duke University
Emory University
Erikson Institute
George Washington University
Georgetown University
Georgia Health Sciences University
Glasgow Caledonian University
Harvard University
Indiana University

Johns Hopkins University (JHU)
Korea Institute of Industrial Technology (KITECH)
Massachusetts Institute of Technology
McGill University
National Center for Women & Information Technology
National Food Service Management Institute
National Sun Yat-sen University
Northwest Indian College
Ohio State University
Oregon Health and Science University (OHSU)
Oregon State University (OSU)
Oxfordshire Clinical Commissioning Group
Pacific Earthquake Engineering Research Center (PEER)
President and Fellows of Harvard College
Princeton University
Rush University Medical Center
Rzeszow School of Business
Shoreline Community College
Stanford University
Temple University
The Korean Institute for Advancement of Technology (KIST)
Triservice Nursing Research Program
University of Alaska, Fairbanks
University of Arkansas for Medical Sciences
University of Basel
University of California, Berkeley
University of California, Davis
University of California, Los Angeles (UCLA)
University of California, San Diego (UCSD)
University of California, San Francisco (UCSF)
University of California, Santa Barbara
University of Colorado, Boulder
University of Louisville
University of Manchester
University of Massachusetts, Amherst
University of Miami
University of Michigan, Ann Arbor
University of North Carolina, Chapel Hill
University of North Carolina, Charlotte
University of Oklahoma
University of Pisa
University of Queensland
University of Sciences
University of Tennessee Health Science Center
University of Texas Health Science Center, Houston
University of Texas Medical Branch
University of Texas Southwestern Medical Center
University of Texas, Austin
University of Texas, San Antonio
University of Victoria
University of Washington
University Pierre et Marie Curie
Vanderbilt University
Wake Forest University
Washington State University (WSU)
Washington University in St. Louis
Weill Cornell Medical College

