

FACTS FY 2018

The University of Washington is one of the world's preeminent public universities with \$1.351B in sponsored grants and contracts. Since 1972, we have received more federal research funding than any other U.S. public university. We are one of the few universities in the U.S. with total research funding over \$1B -- a testament to the quality of our faculty. Our track record of collaborative research, coupled with strong individual research groups, has kept the UW globally competitive. Rankings by the Institute of Higher Education at China's Shanghai Jiao Tong University place the UW at 14th among the world's top universities. The National Taiwan University ranked the UW 6th overall (4th nationally) and 2nd in public universities worldwide for the quality and impact of research endeavors. U.S. News ranked UW 10th among world universities in the "Best Global Universities Rankings."

RESEARCH FUNDING

- \$1,350,758,513 total sponsored grants and contracts
- \$1,035,012,267 in federal funding
- \$315,746,246 in non-federal funding
- 5,367 grants, including 186 grants over \$1M

ECONOMIC AND EDUCATIONAL IMPACT OF RESEARCH

- In Academic Year 2017-2018, 6,053 unique students engaged in university-sponsored public service for 8,675 student-quarters, contributing 616,869 hours of service to local, regional, and global communities.
- In Academic Year 2017-2018, 9,045 unique students worked with guidance from UW faculty mentors for 13,714 student-quarters, spending approximately 1,584,236 hours devoted to research.
- In Academic Year 2017-2018, 2,938 unique students completed university-affiliated internships for 4,440 student-quarters, spending approximately 480,026 hours at internship sites.
- The number of unique students participating in UW-sponsored public service, research, and internships increased in FY17-18 over the previous year by 7% (432 students); 7% (634 students); and 13% (377 students), respectively.
- Sponsored projects supported 5,583 full-time equivalent employees during FY18. Based on economic multipliers provided by the Washington State Higher Education Coordinating Board, UW research funding generated about 24,500 jobs statewide.

UW FACULTY HONORS

- Albert Lasker Medical Research Awards: 6 recipients
- American Academy of Arts and Sciences: 94 members
- American Association for the Advancement of Science: 183 fellows
- Gairdner International Awards: 11 recipients
- MacArthur Fellows: 17 recipients
- National Academy of Engineering: 30 members
- National Academy of Medicine: 63 members
- National Academy of Public Administration: 2 recipients
- National Academy of Sciences: 82 members
- National Medal of Science: 6 recipients
- The Shaw Prize: 2 recipients

UW FACULTY NOBEL PRIZES

Since 1989, seven UW faculty members have won Nobel Prizes. Since 1990, five have won Nobel Prizes in medicine, more than any other institution during that time period.

- Hans Dehmelt, Professor Emeritus in Physics, 1989 Nobel Prize in Physics for research on immobilizing single subatomic particles
- E. Donnall Thomas, Professor Emeritus in Medicine, 1990 Nobel Prize in Physiology or Medicine for research on bone marrow transplantation, done primarily at the Fred Hutchinson Cancer Research Center
- Edwin Krebs and Edmond Fischer, Professors Emeriti in Biochemistry and Pharmacology, 1992 Nobel Prize in Physiology or Medicine for discovery of reversible protein phosphorylation
- Leland Hartwell, Professor of Genome Sciences and Adjunct Professor of Medicine, 2001 Nobel Prize in Physiology or Medicine for discoveries of key regulators of the cell cycle
- Linda Buck, Professor of Microbiology and Psychology, Affiliate Professor of Physiology and Biophysics, 2004 Nobel Prize in Physiology or Medicine for discoveries of odorant receptors and the organization of the olfactory system
- David Thouless, Professor Emeritus in Physics, 2016 Nobel Prize in Physics for exploring exotic states of matter

EXAMPLES OF MAJOR RECENT GRANTS

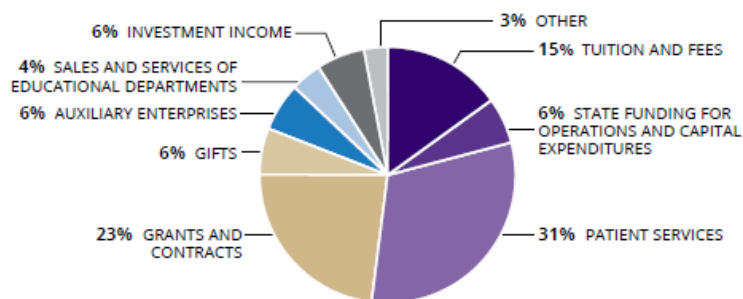
- \$4.25M for five years from the Simons Foundation to create the Ocean Atlas, a data portal for dynamically retrieving, integrating, and visualizing ocean data sets of vastly different dimensions and resolutions. PI: E. Virginia Armbrust.
- \$6.4M for three years from DARPA to develop new ways to store digital information in DNA in an ultra-dense way (imagine data that would fill a whole data center fitting in the size of a sugar cube). This would enable information processing like image and video search directly in DNA form, i.e., no need to convert information from DNA to electronic to do an information search. PI: Luis H. Ceze.
- \$2.3M for five years from the National Institute on Aging Alzheimer's Disease initiative to understand the role of air pollutants and the neighborhood social environment in the evolution of dementia and Alzheimer's disease. PIs: Joel Kaufman and Annette Fitzpatrick.
- \$1M for three years from the NSF Natural Hazards Engineering Research Infrastructure (NHERI) research program to investigate and establish design expressions for a new tsunami-resistant structural system for vertical evacuation structures which will be of particular use in U.S. tsunami-vulnerable regions in the PNW and Hawaii. PI: Dawn Lehman.
- \$10M for four years from the Paul G. Allen Frontiers Group to develop and apply technologies for globally mapping the cell lineage tree of vertebrate development. PI: Jay Shendure.

RESEARCH CENTERS

There are over 286 specialized research centers at the UW. There are over 20 National Institutes of Health Research Cores and Centers of Excellence, including the Institute for Translational Health Sciences, one of 60 NIH funded national Clinical and Translational Sciences Awards (CTSA). Examples of leading centers include:

- Barer Institute for Law and Global Human Services
- Barnard Center for Infant Mental Health and Development
- Cambia Palliative Care Center of Excellence
- Center for Advanced Materials in Transport Aircraft Structures
- Center for AIDS Research
- Center for AIDS and STD
- Center for Anxiety and Trauma Stress (UWCATS)
- Center for Experimental Nuclear Physics and Astrophysics
- Center for Global Studies
- Center for Law in Science and Global Health
- Center for Microbiome Sciences & Therapeutics (CMIST)
- Center for Statistics and the Social Sciences
- Center for Studies in Demography and Ecology
- Center for Urban Waters
- Diabetes Research Center
- eScience Institute
- Friday Harbor Laboratories
- Harborview Injury Prevention and Research Center
- Indigenous Wellness Research Institute
- Institute for Health Metrics and Evaluation
- Institute for Nano-Engineered Systems (NanoES)
- Institute for Nuclear Theory
- Institute for Protein Design
- Institute for Stem Cell and Regenerative Medicine
- Institute of Translational Health Sciences
- Joint Institute for the Study of the Atmosphere and Ocean (JISAO)
- Molecular Engineering and Sciences Institute
- Nathan Shock Center of Excellence in Basic Biology of Aging
- Norris & Dorothy Haring Center for Applied Research and Training in Education
- Pacific Northwest Seismic Network
- Pacific Northwest Transportation Consortium (PacTrans)
- Polar Science Center
- The University of Washington Molecular Engineering Materials Center
- Urban@UW
- UW Center of Excellence in Neurobiology of Addiction, Pain, and Emotion (NAPE)
- Walter Chapin Simpson Center for the Humanities
- West Coast Poverty Center

SOURCES OF FUNDS



SOURCE: UW 2018 FINANCIAL REPORT

SOURCES OF UW RESEARCH AWARDS¹

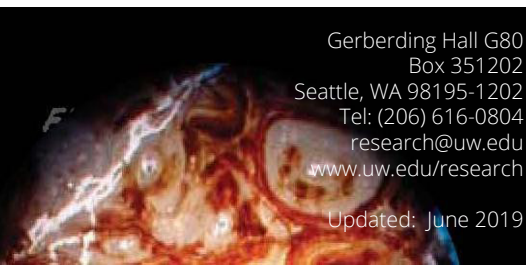
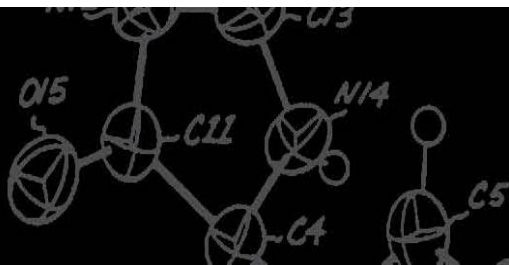
Federal	
Department of Agriculture	\$6,991,768
Department of Commerce	\$33,832,711
Department of Defense	\$122,490,743
Department of Education	\$26,105,303
Department of Energy	\$27,491,869
Department of Health and Human Services	\$635,682,051
Department of the Interior	\$7,389,033
Department of Transportation	\$5,321,438
Department of Veterans Affairs	\$6,879,247
Environmental Protection Agency	\$5,864,526
National Aeronautics And Space Administration	\$19,145,563
National Science Foundation	\$127,137,788
Other Federal	\$10,679,206
Non-Federal	
Associations and Non-Profits	\$66,994,367
Foundations	\$135,666,714
Industry	\$86,257,887
Institutes of Higher Learning	\$3,295,503
Local Government	\$5,045,052
Other Government	\$5,150,064
State of Washington	\$13,345,829
Total Grant and Contract Awards	\$1,350,758,513

RESEARCH AWARDS BY SCHOOL AND COLLEGE²

College of Arts and Sciences	\$98,002,819
College of Built Environments	\$2,402,130
College of Education	\$34,630,034
College of Engineering	\$124,178,776
Paul G. Allen School of CSE*	\$43,089,092
College of the Environment	\$121,161,637
CoMotion	\$325,000
Dean of Libraries	\$2,866,795
Evans School of Public Policy & Governance	\$5,885,173
Foster Business School	\$945,688
Graduate School	\$12,139,528
Health Sciences Administration	\$27,044,803
Office of Minority Affairs & Diversity	\$11,964,698
Office of Research	\$66,949,617
Office of the Provost	\$133,596
School of Dentistry	\$3,997,835
School of Law	\$1,679,119
School of Medicine	\$625,970,857
School of Nursing	\$15,359,004
School of Pharmacy	\$23,135,981
School of Public Health	\$140,860,946
School of Social Work	\$13,030,015
The Information School	\$4,480,872
Undergraduate Academic Affairs	\$878,990
UW Bothell	\$6,727,707
UW Student Life	\$112,600
UW Tacoma	\$5,902,443

1, 2 SOURCE: OFFICE OF RESEARCH ANNUAL REPORT OF AWARDS AND EXPENDITURES, FY 2018

*As a unit of the College of Engineering, Paul G. Allen School of CSE results are included in Engineering totals and as such are not added separately to the Grand Total.



Gerberding Hall G80
Box 351202
Seattle, WA 98195-1202
Tel: (206) 616-0804
research@uw.edu
www.uw.edu/research

Updated: June 2019