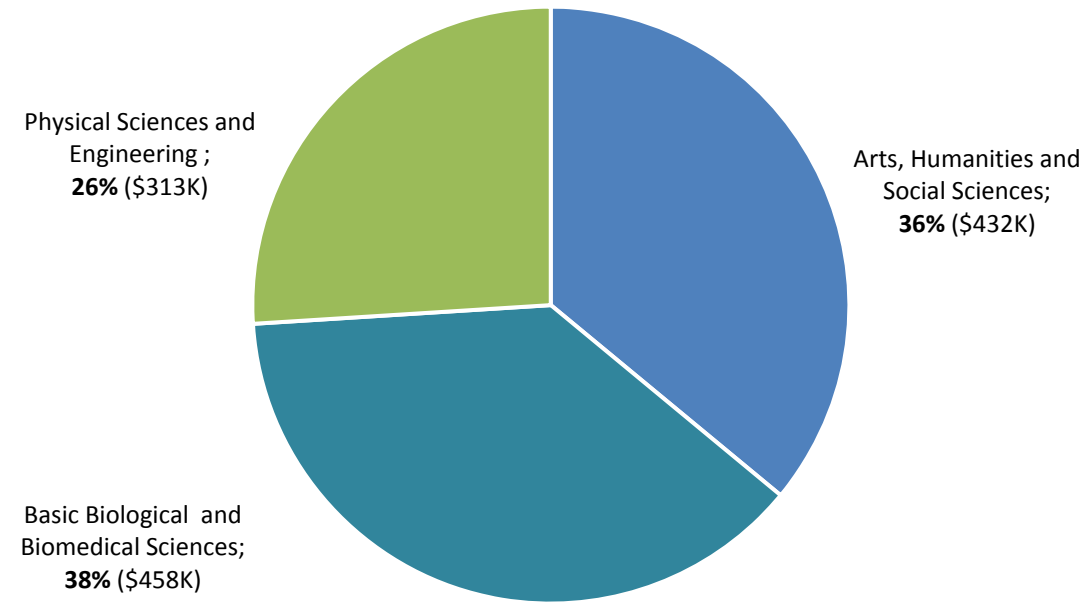


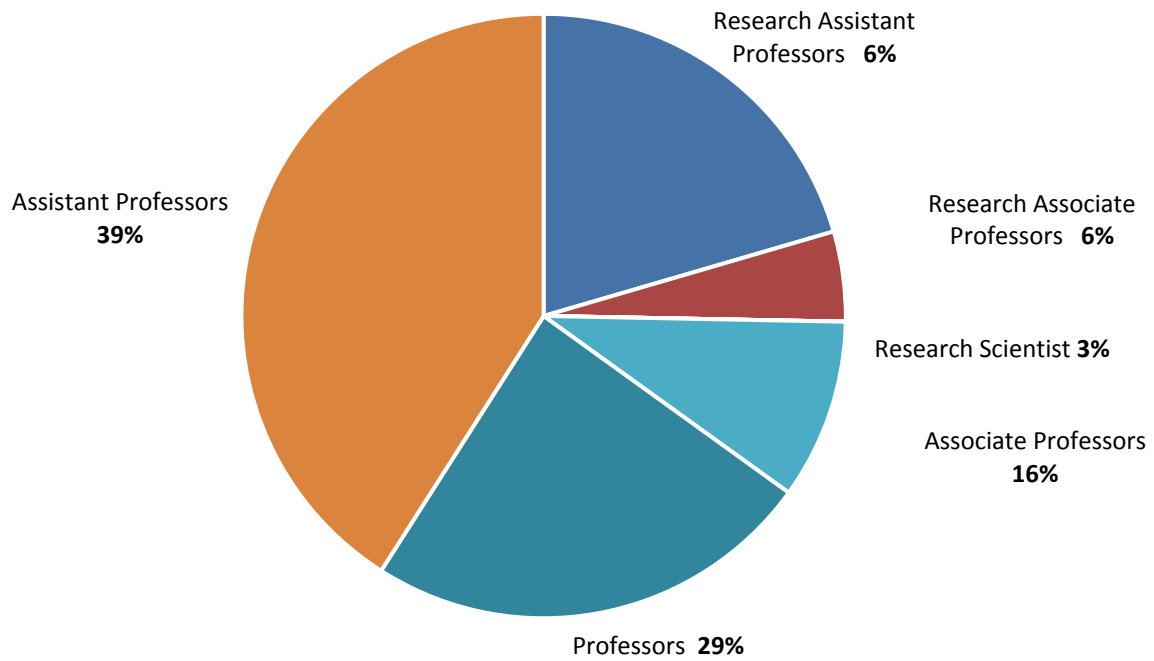


**Customer Service**

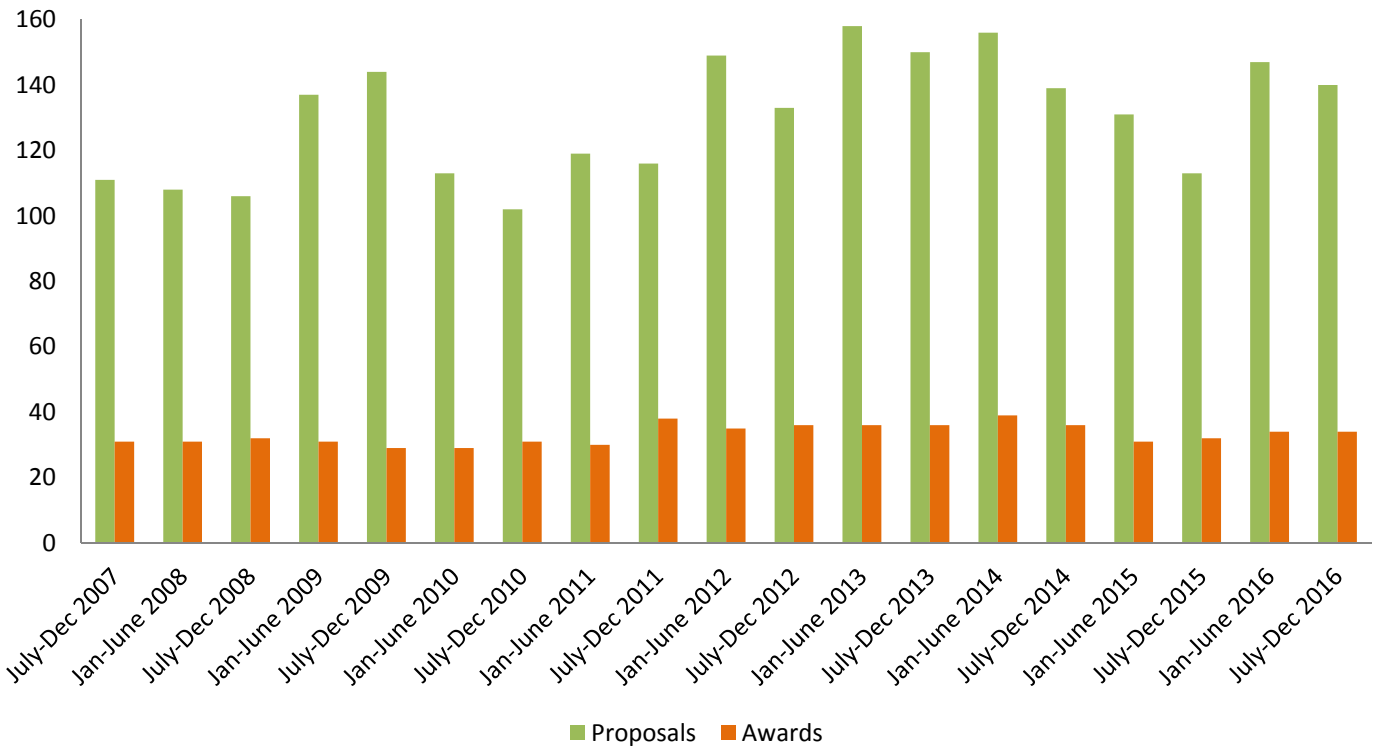
RRF AWARDS BY SUBCOMMITTEE, FALL 2016



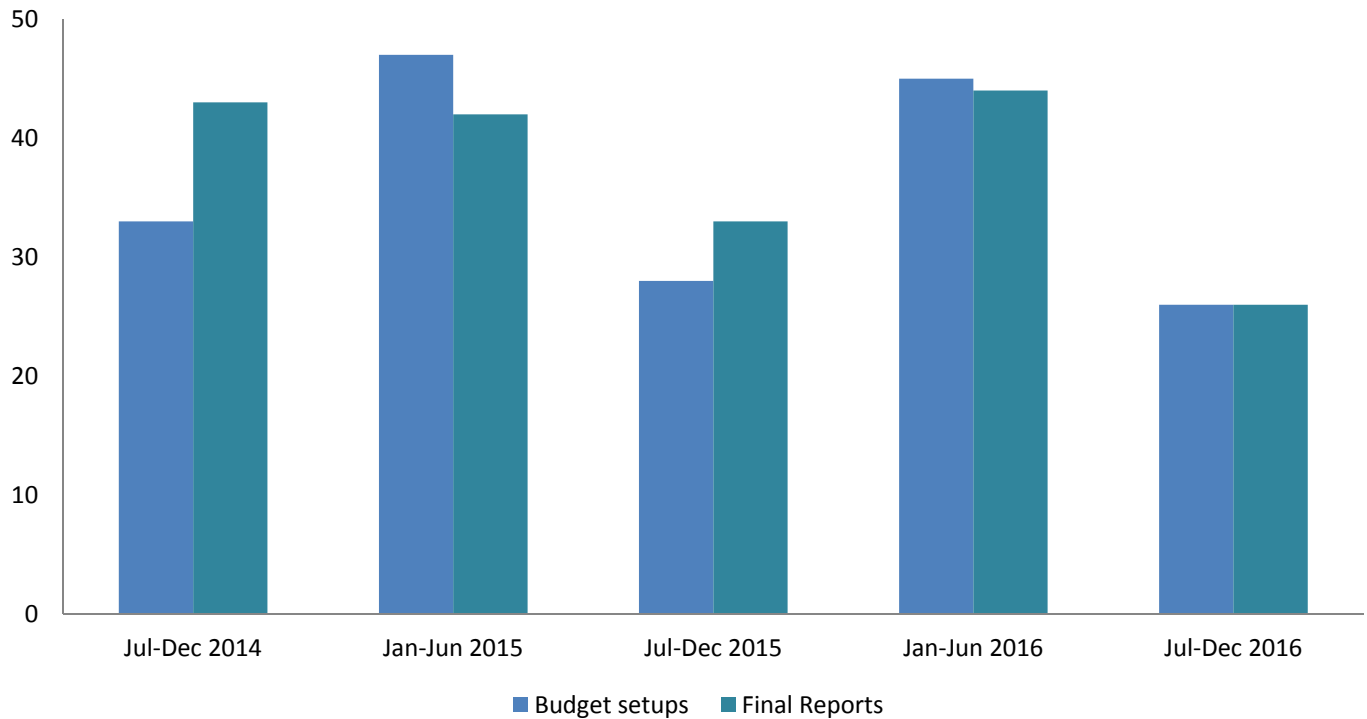
RRF AWARDS BY RANK, FALL 2016



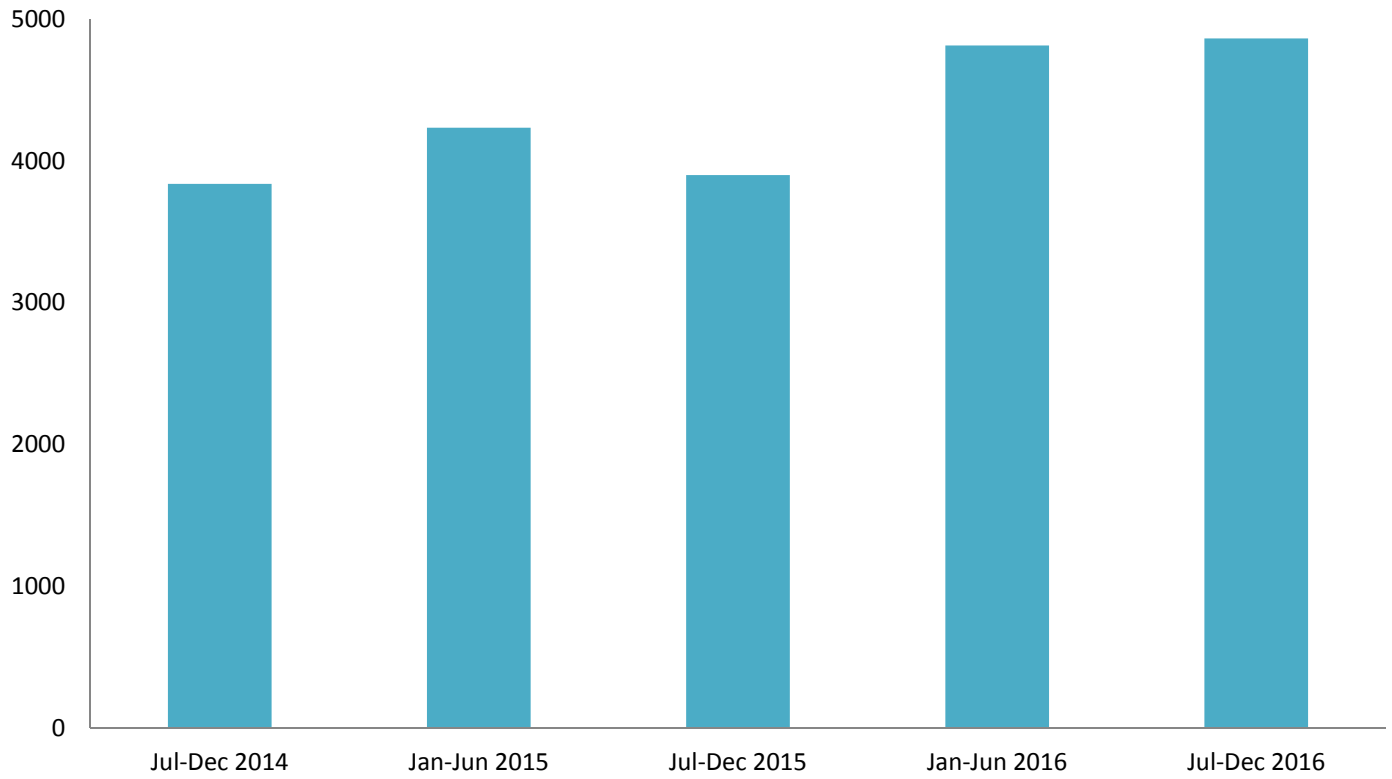
RRF PROPOSALS AND AWARDS 2007-2016



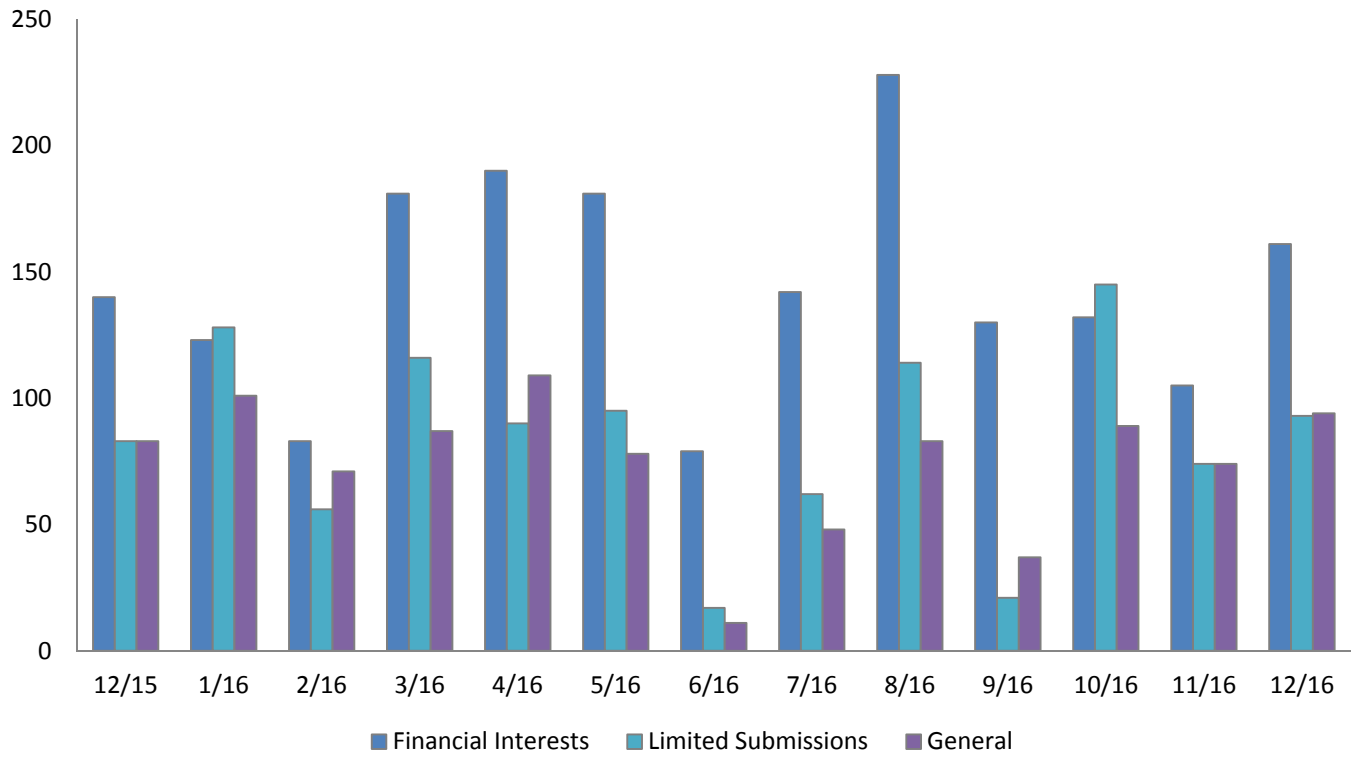
RRF BUDGET SETUPS AND FINAL REPORTS - PAST 5 CYCLES



RRF WEB PAGE HITS - PAST 5 CYCLES

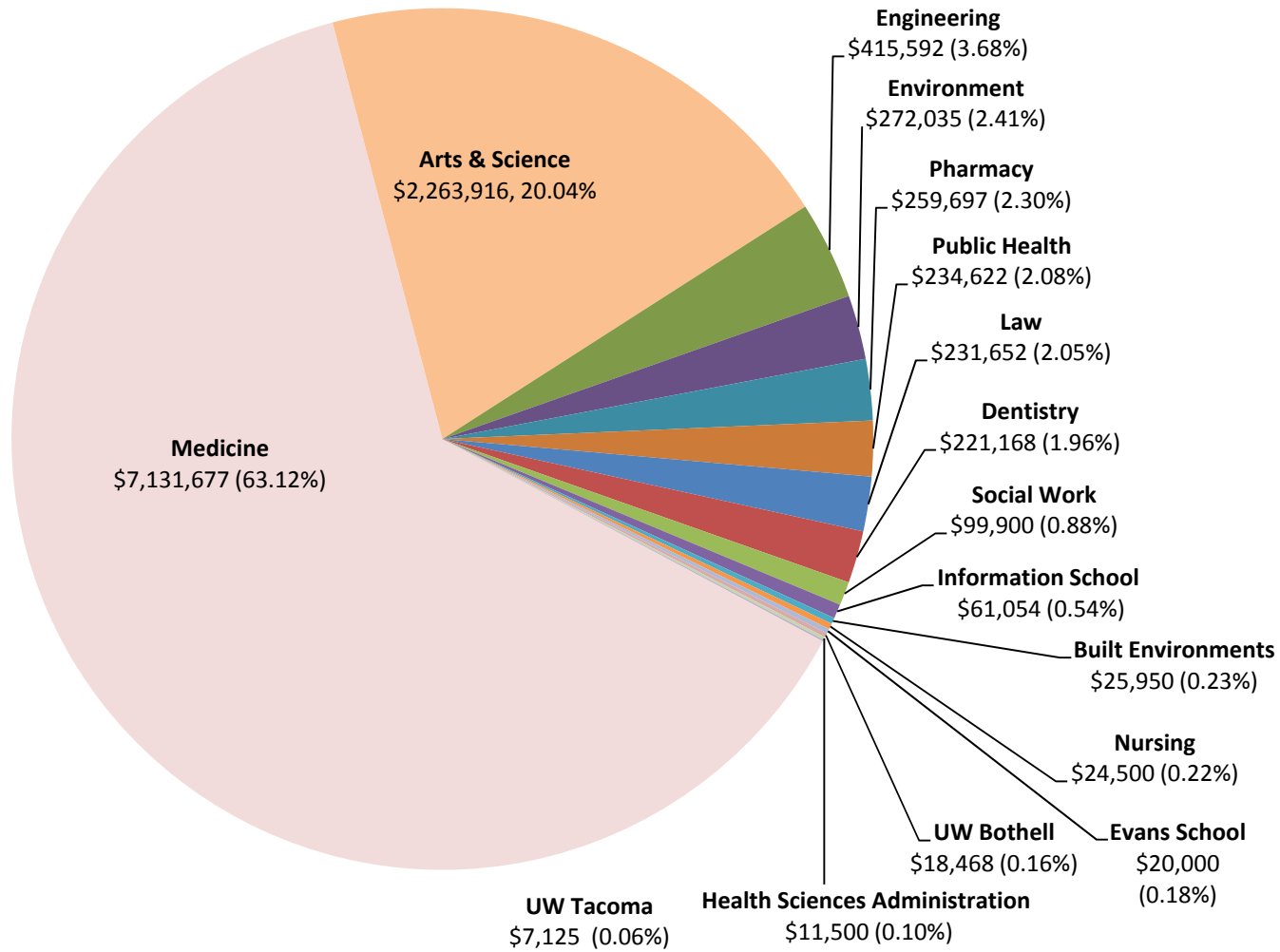


EMAIL INTAKE TO RESEARCH@UW.EDU - LAST 13 MONTHS





### Bridge Awards by School and College December 2006-November 2016



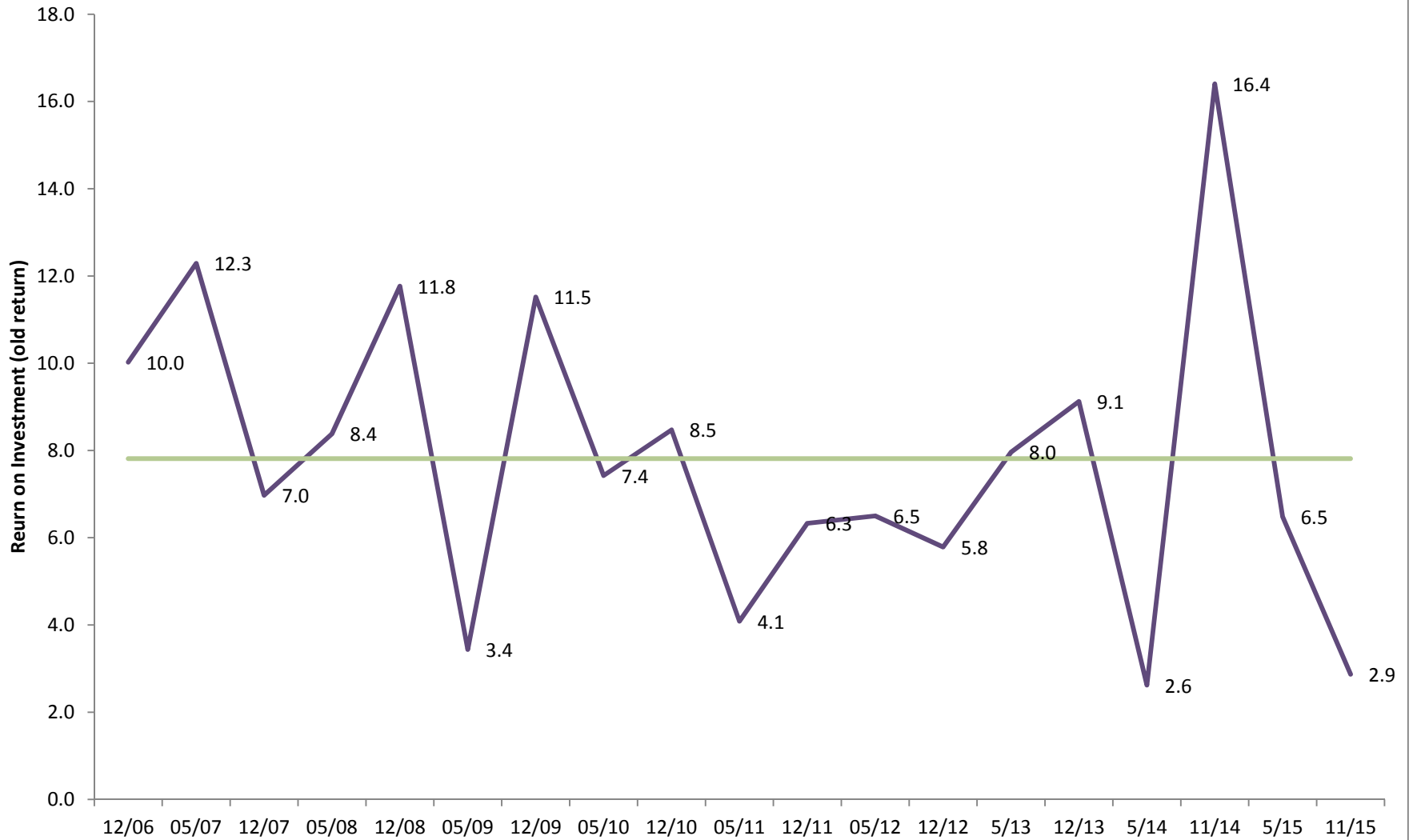
**Success of Bridge Funding Program  
December 2006 - November 2015**

Submission Date	Distribution Provost <sup>1</sup>	Distribution Matching <sup>1</sup>	Total Provost and Matching	Number of Bridge Awards	Awardees Receiving External Funding within 1.5 yrs of award	% Receiving Funding	External Grants Obtained (direct and indirect costs)	Return on Investment (fold return)
12/06 <sup>1</sup>	\$489,177	\$549,041	\$1,038,217	13	10	77%	\$10,408,299	10.0
05/07 <sup>1</sup>	\$394,809	\$482,486	\$877,295	13	12	92%	\$10,779,910	12.3
12/07 <sup>1</sup>	\$501,802	\$584,861	\$1,086,662	15	8	53%	\$7,575,584	7.0
05/08 <sup>1</sup>	\$523,468	\$573,117	\$1,096,586	12	6	50%	\$9,190,014	8.4
12/08 <sup>1</sup>	\$576,521	\$659,742	\$1,236,263	15	9	60%	\$14,546,157	11.8
05/09 <sup>1</sup>	\$399,662	\$459,637	\$859,299	10	6	60%	\$2,953,107	3.4
12/09 <sup>1</sup>	\$394,870	\$459,637	\$854,507	12	9	75%	\$9,841,584	11.5
05/10 <sup>1</sup>	\$290,205	\$324,394	\$614,599	7	4	57%	\$4,563,844	7.4
12/10	\$520,670	\$548,500	\$1,069,170	13	8	62%	\$9,057,210	8.5
05/11 <sup>1</sup>	\$441,893	\$429,066	\$870,959	10	5	50%	\$3,558,512	4.1
12/11	\$645,752	\$649,189	\$1,294,941	14	10	71%	\$8,197,602	6.3
05/12	\$645,357	\$645,797	\$1,291,154	16	9	56%	\$8,390,917	6.5
12/12 <sup>1</sup>	\$653,074	\$728,755	\$1,381,828	19	13	68%	\$7,996,561	5.8
5/13 <sup>1,2</sup>	\$324,830	\$376,134	\$700,964	8	6	75%	\$5,580,753	8.0
12/13 <sup>1</sup>	\$730,017	\$622,388	\$1,352,405	16	13	69%	\$12,337,212	9.1
5/14 <sup>1</sup>	\$455,022	\$565,501	\$1,020,523	12	7	50%	\$2,673,905	2.6
11/14 <sup>1,2</sup>	\$436,773	\$536,783	\$973,556	13	6	46%	\$15,968,881	16.4
5/15 <sup>1,2</sup>	\$328,916	\$331,820	\$660,736	7	7	100%	\$4,283,250	6.5
11/15 <sup>1,2</sup>	\$275,000	\$275,000	\$550,000	7	4	57%	\$1,578,775	2.9
<b>Total</b>	<b>\$9,027,818</b>	<b>\$9,801,845</b>	<b>\$18,829,663</b>	<b>232</b>	<b>152</b>	<b>64%<sup>3</sup></b>	<b>\$149,482,077</b>	<b>7.9<sup>3</sup></b>

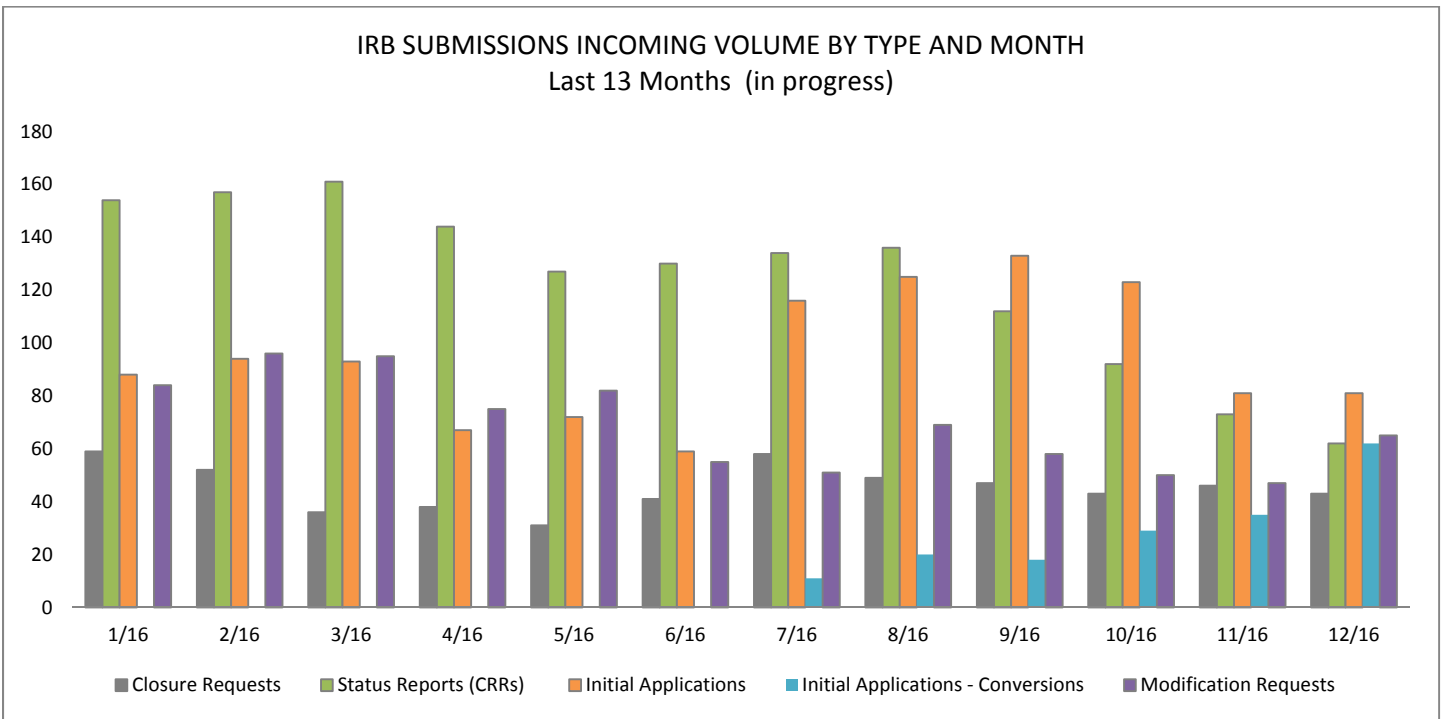
**NOTES:**

1. The total represented is the total bridge funding distribution less returned funds
2. Does not include awards currently in extension
3. Average

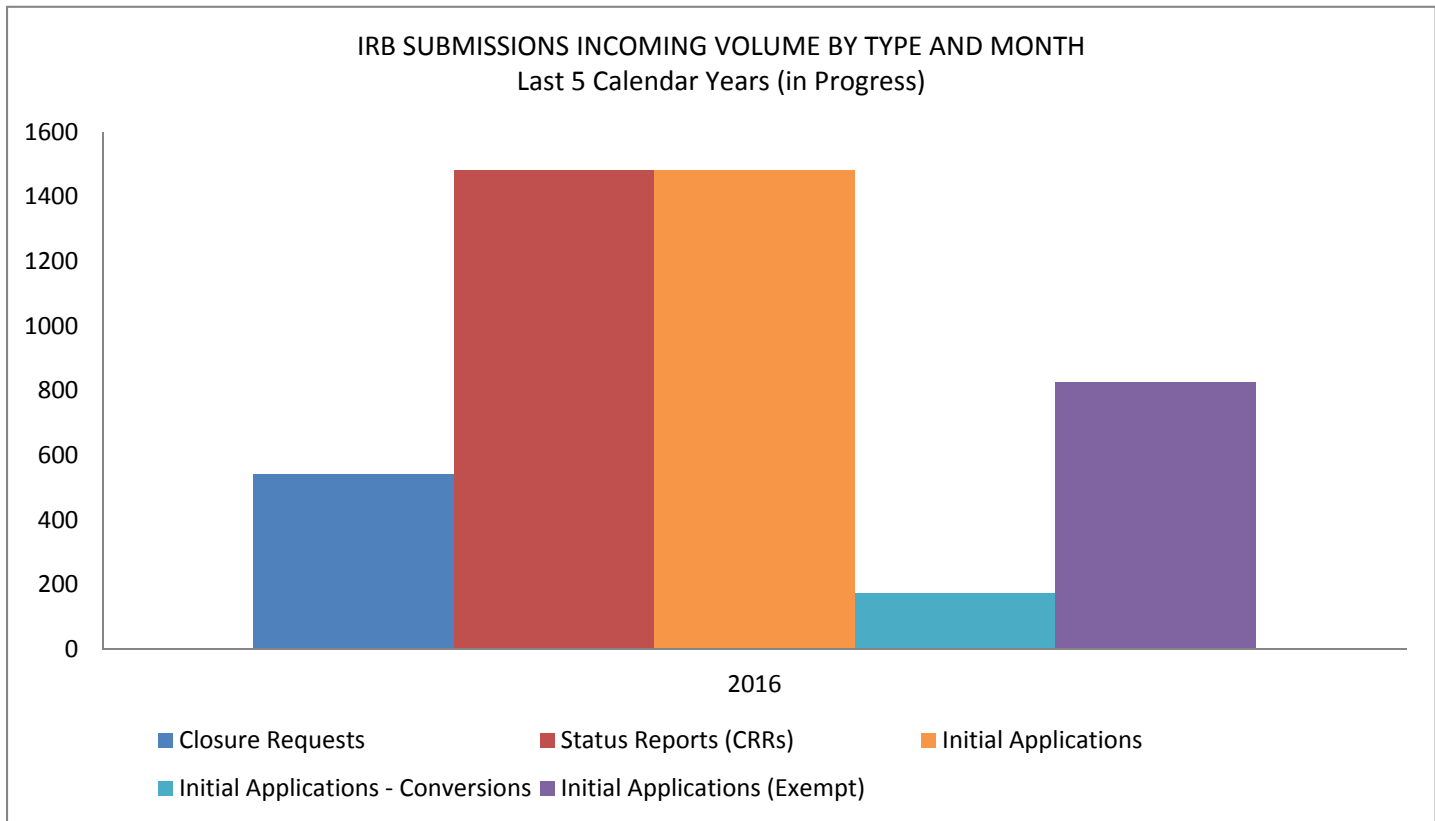
## Success of Bridge Funding Program: Return on Investment Over Time December 2006-November 2016



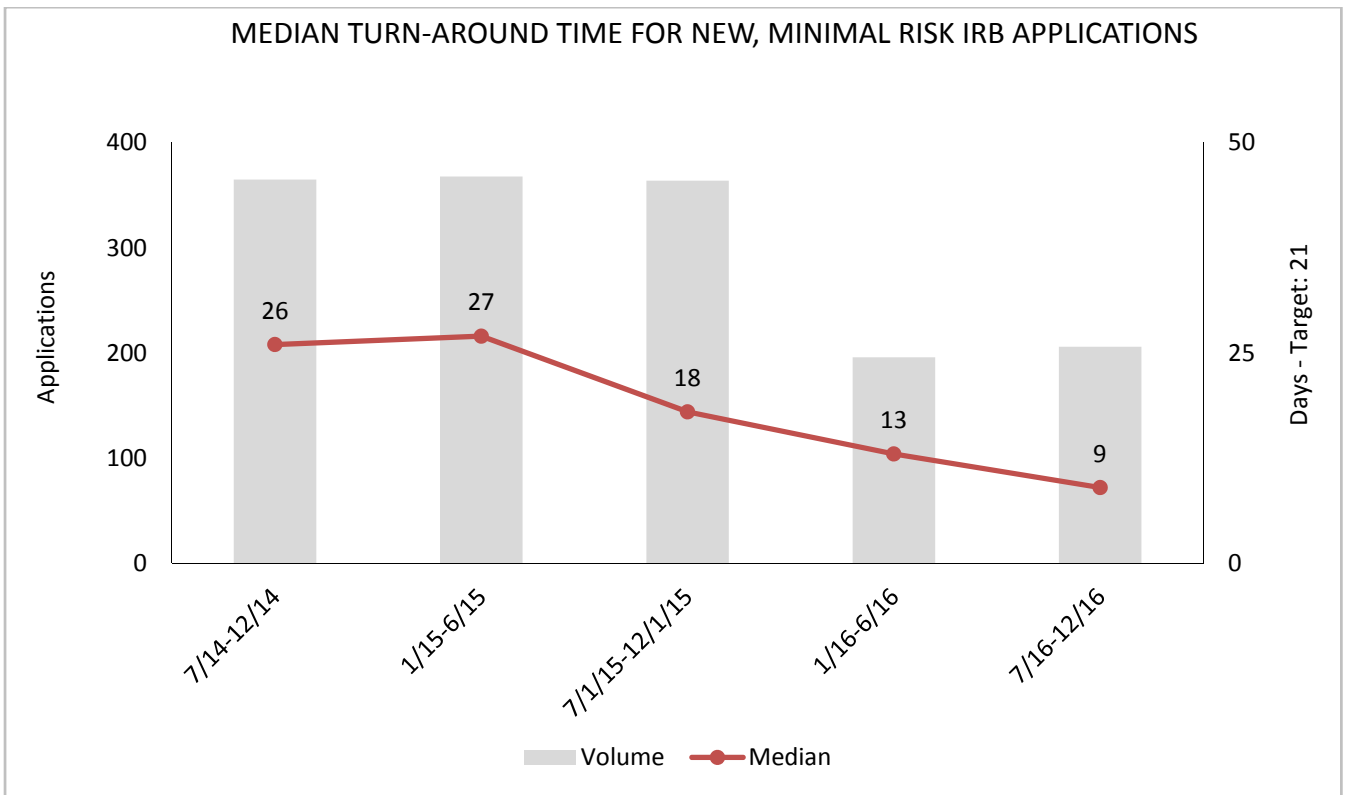
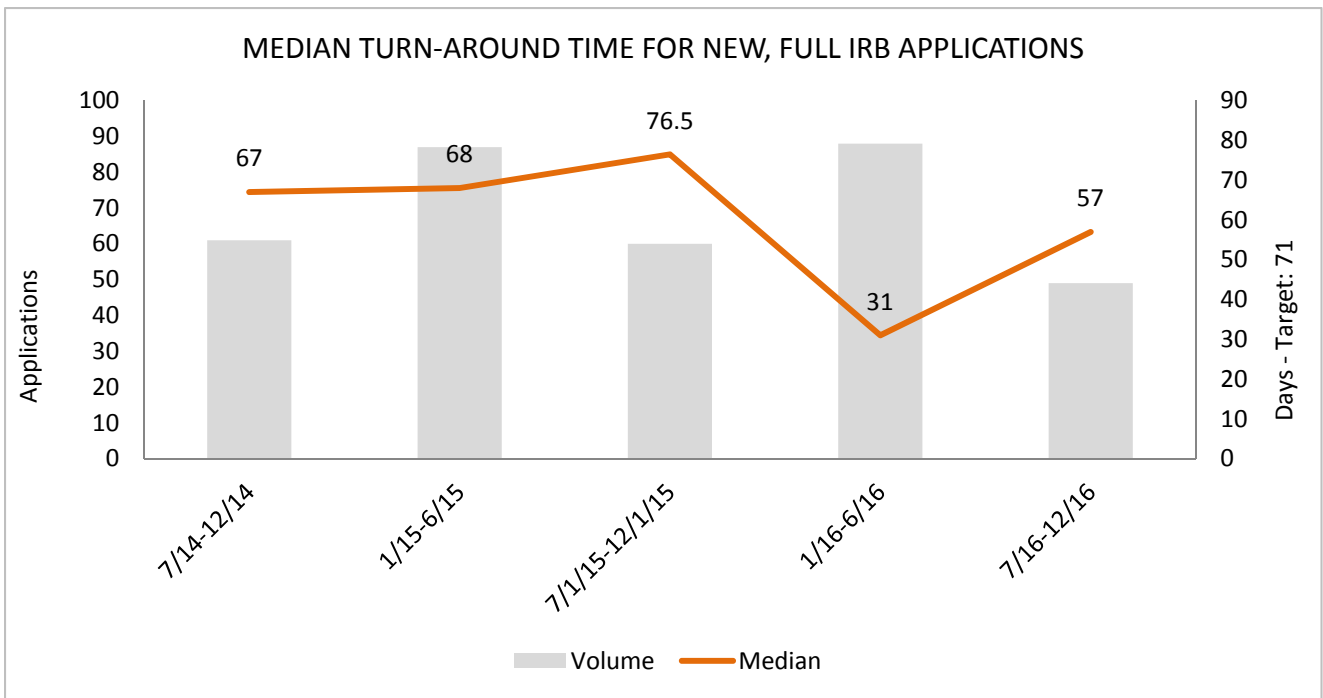




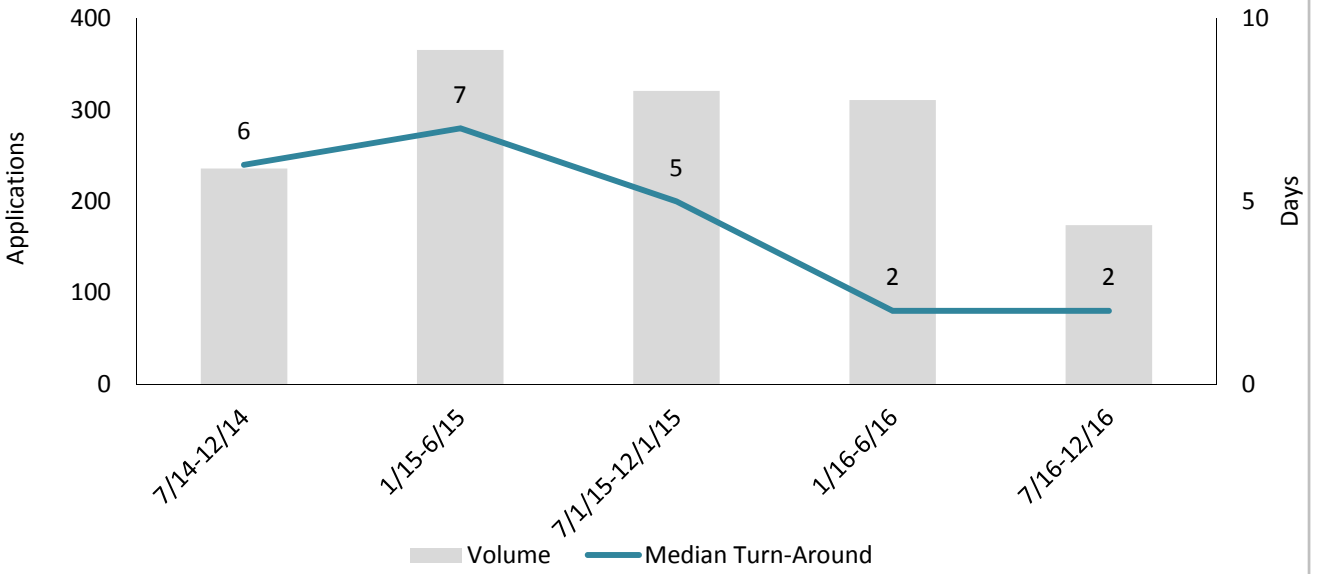
Initial Applications – Conversions are the in-progress data point, beginning at 7/16.



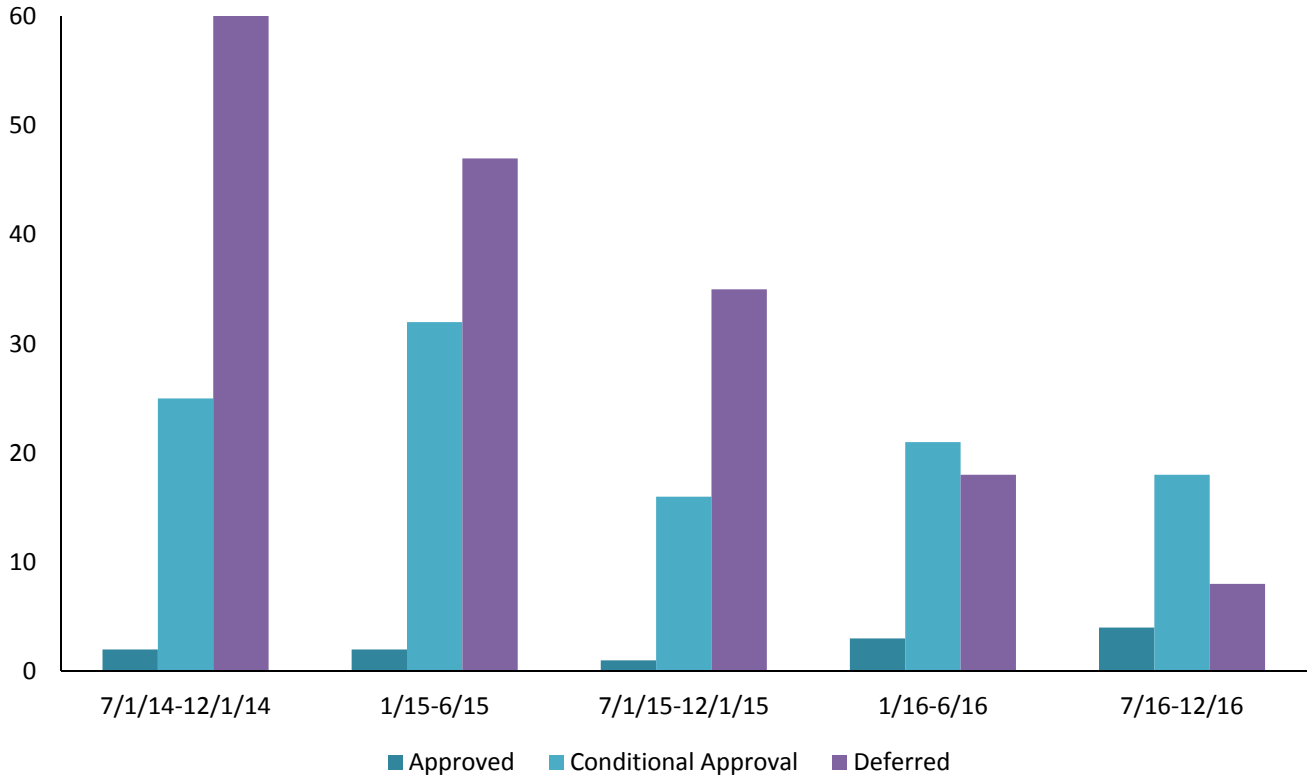
The above sections are aggregated to show both Minimal Risk and Standard together. This includes both Zipline and DORA systems data.



TURN-AROUND TIME FOR NEW APPLICATIONS FOR EXEMPT STATUS



DISTRIBUTION OF OUTCOMES OF FIRST FULL IRB REVIEW



**External Trainings**

Unit	Session Title	Action (Training/ Outreach)	Sessions Within the Last 3 Months	Total Attendees Within the Last 3 Months
HSD	Zipline Roadshows: 4 different presentations x multiple sites, including Bothell and Tacoma	both	14	120
HSD	Zipline presentations to faculty meetings in College of Education; several departments in SOM	both	6	80
ORIS	SAGE: Grant Runner	Training	1	8
ORIS	SAGE: eGC1s	Training	1	8
ORIS	SAGE: Budget	Training	1	10
ORIS	Subawards in SAGE	Training	1	19
OSP	Contracts Gone Bad	Training	1	8
OSP	Subawards in SAGE	Training	1	19
OSP	Subaward Fundamentals	Training	1	7

**Guidance, Training and Outreach - Development & Updating**

Unit	Name	Action (Development / Update)	Description
HSD	eNewsletter	Update	3 issues
OSP	All	Update	OSP Open House, 12/8
OSP	Amanda	Update	COE - NSF Webcast Debrief 11/17
OSP	Team A	Update	10/5 – ABC group
OSP	Team A	Update	10/11 – CoEnv
OSP	Team A	Update	10/13 – OMAD
OSP	Team A	Update	10/20 – CIWA
OSP	Team A	Development	10/20 - HPRC

OSP	Team A	Update	10/25 – OMAD
OSP	Team A	Development	10/29 - CoEnv
OSP	Team A	Update	11/9 – OMAD
OSP	Team A	Update	11/15 – OMAD
OSP	Team A	Update	11/16 – ADAI
OSP	Team A	Development	12/1 – ABC
OSP	Team A	Update	12/2 – OMAD
OSP	Team A	Update	12/5 – OMAD
OSP	Team A	Update	12/6 – OMAD
OSP	Team A	Development	12/15 - HPRC
OSP	Team B	Update	ABC Group, Meet & Greet, discussion of both offices' operations (10/14/16, 12 attendees, 1.5 hours)
OSP	Team B	Update	APL - Meet & Greet, discussion of both offices' operations (10/20/16, 14 attendees, 1.5 hours)
OSP	Team B	Update	OSP, Advancement & IPD (10/29/16, 6 attendees, 1 hour)