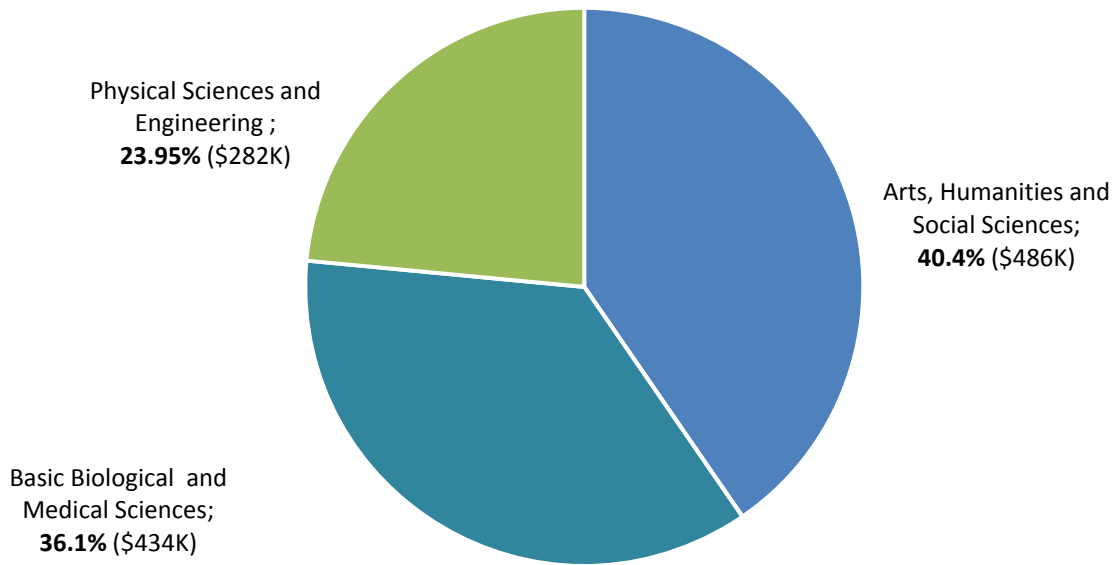


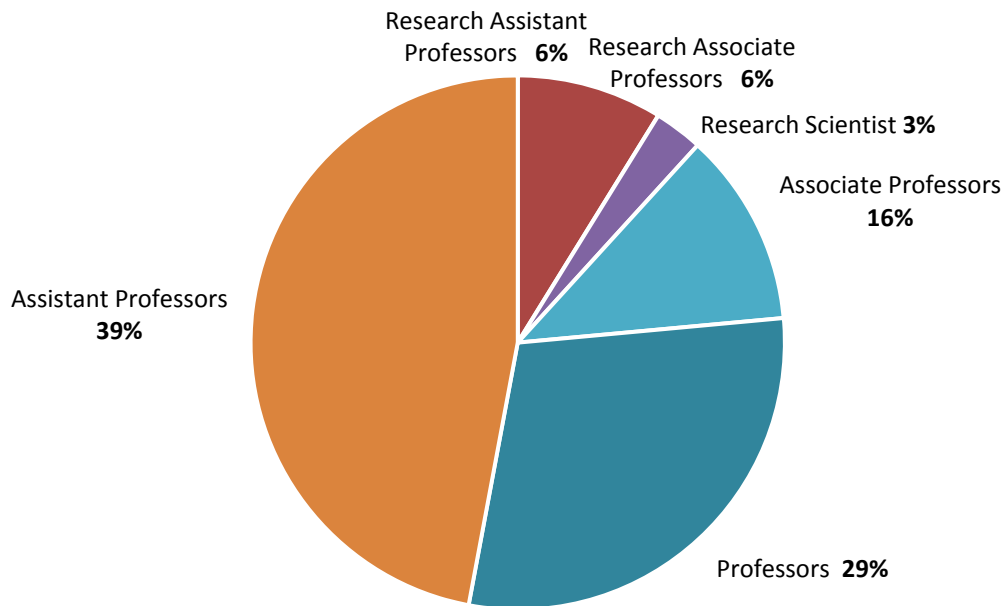


**Customer Service**

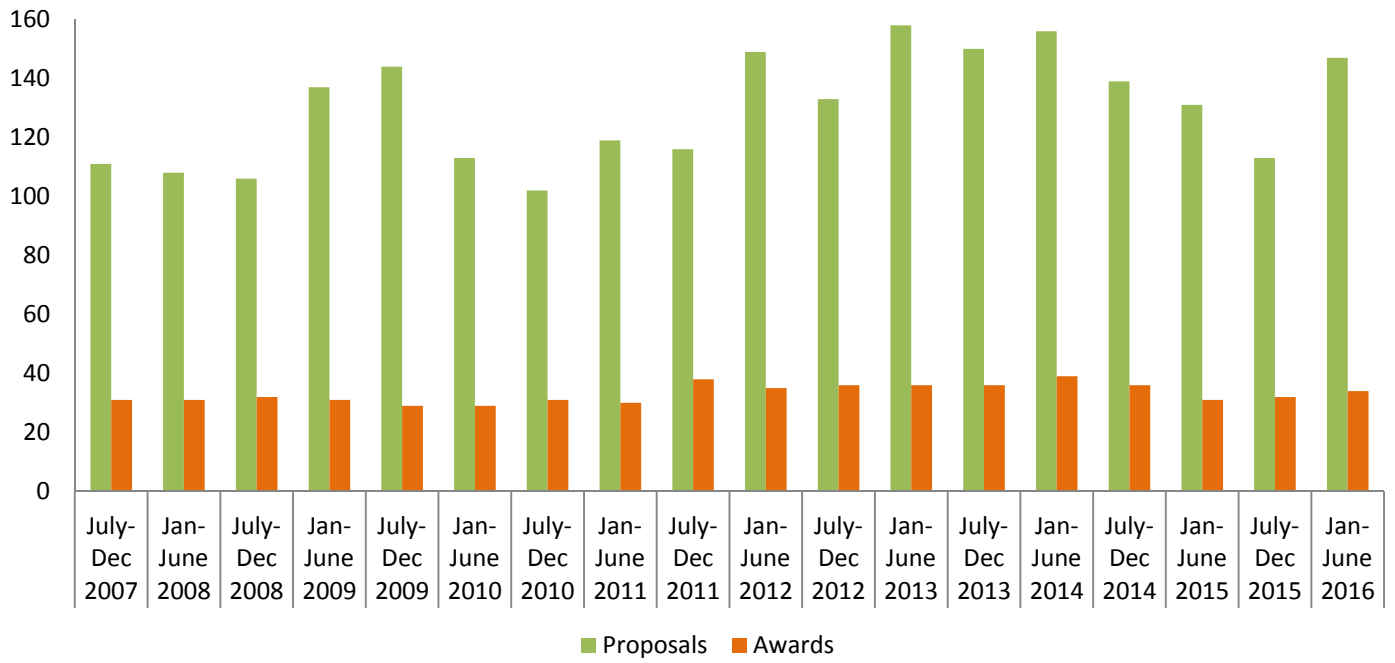
RRF AWARDS BY SUBCOMMITTEE, SPRING 2016



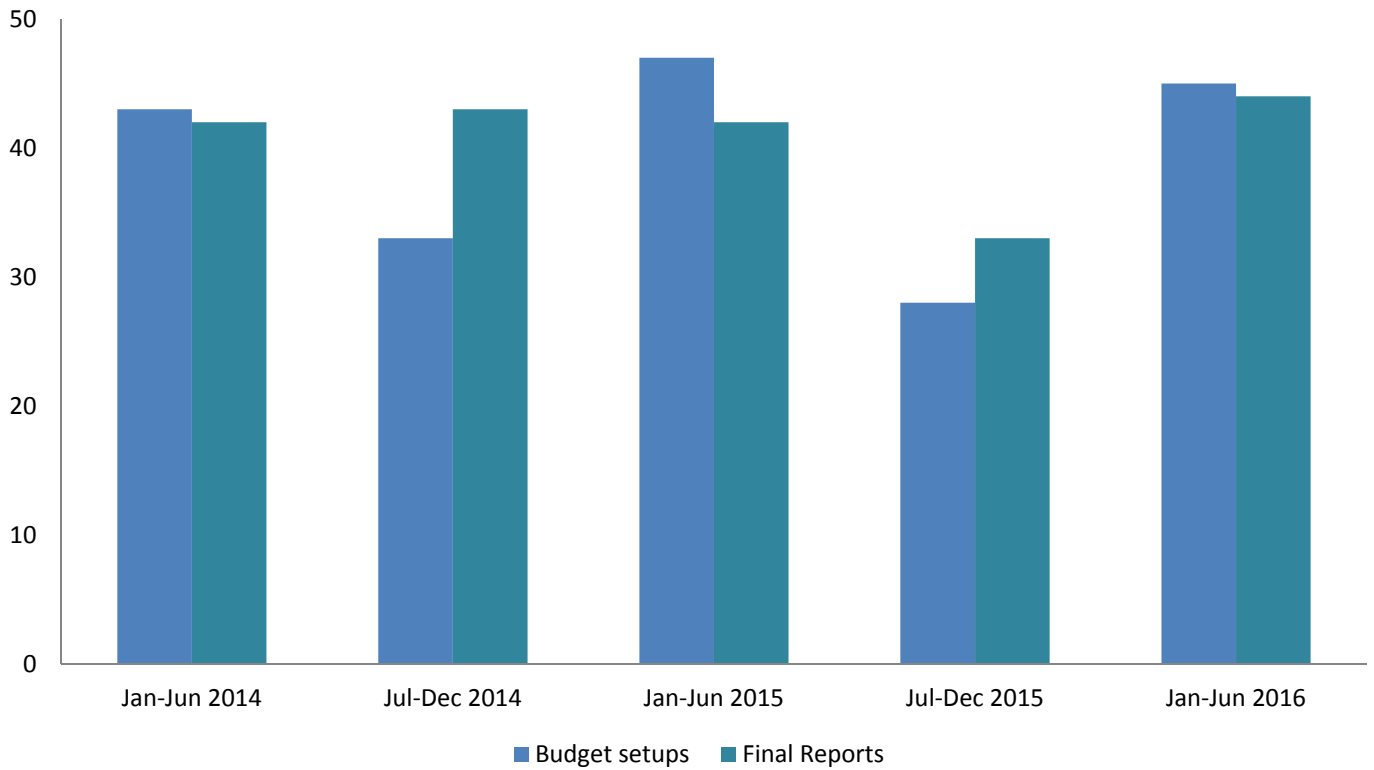
RRF AWARDS BY RANK, SPRING 2016

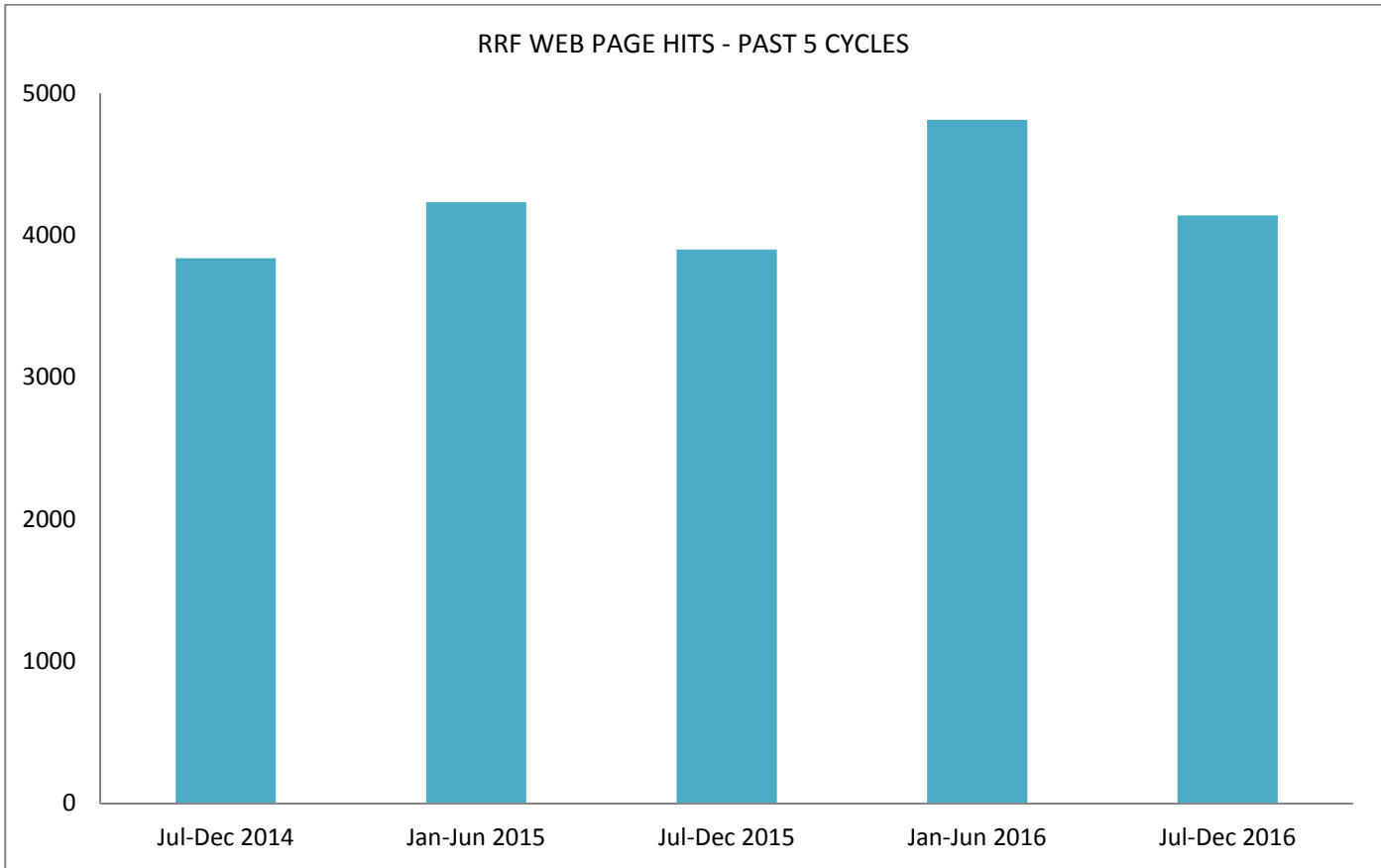


RRF PROPOSALS AND AWARDS 2007-2016

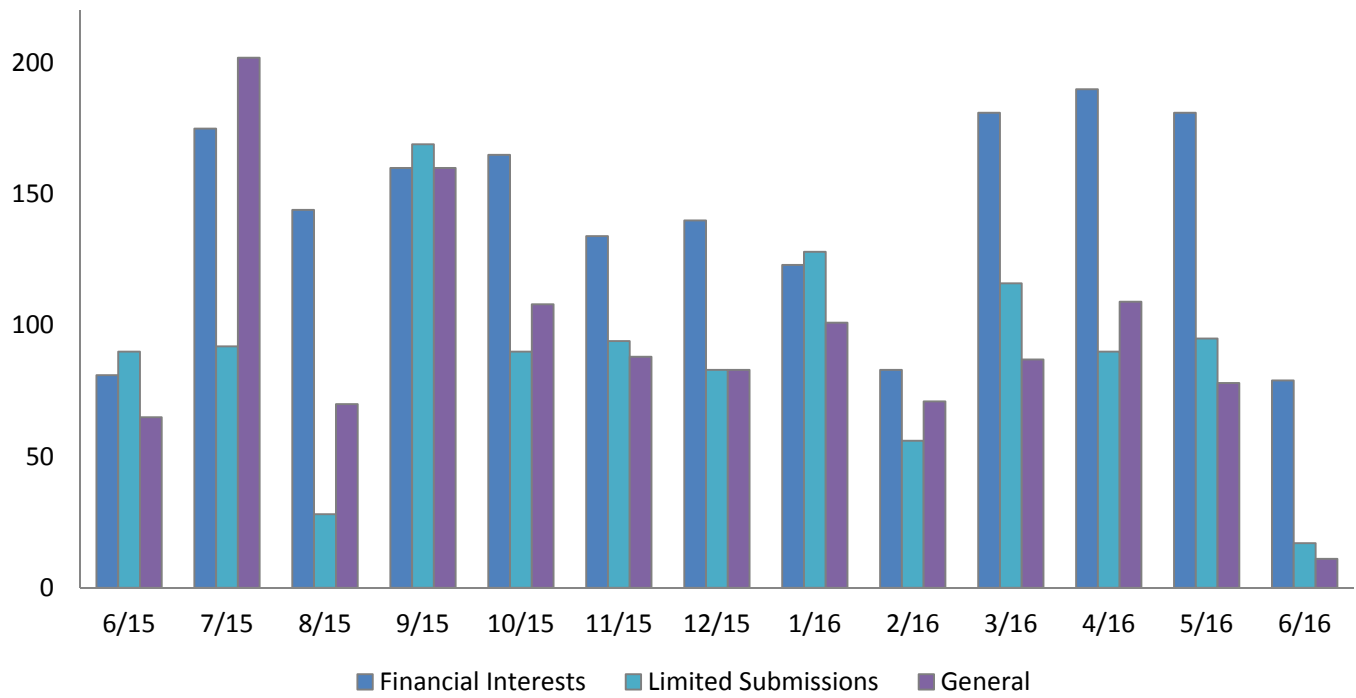


RRF BUDGET SETUPS AND FINAL REPORTS - PAST 5 CYCLES

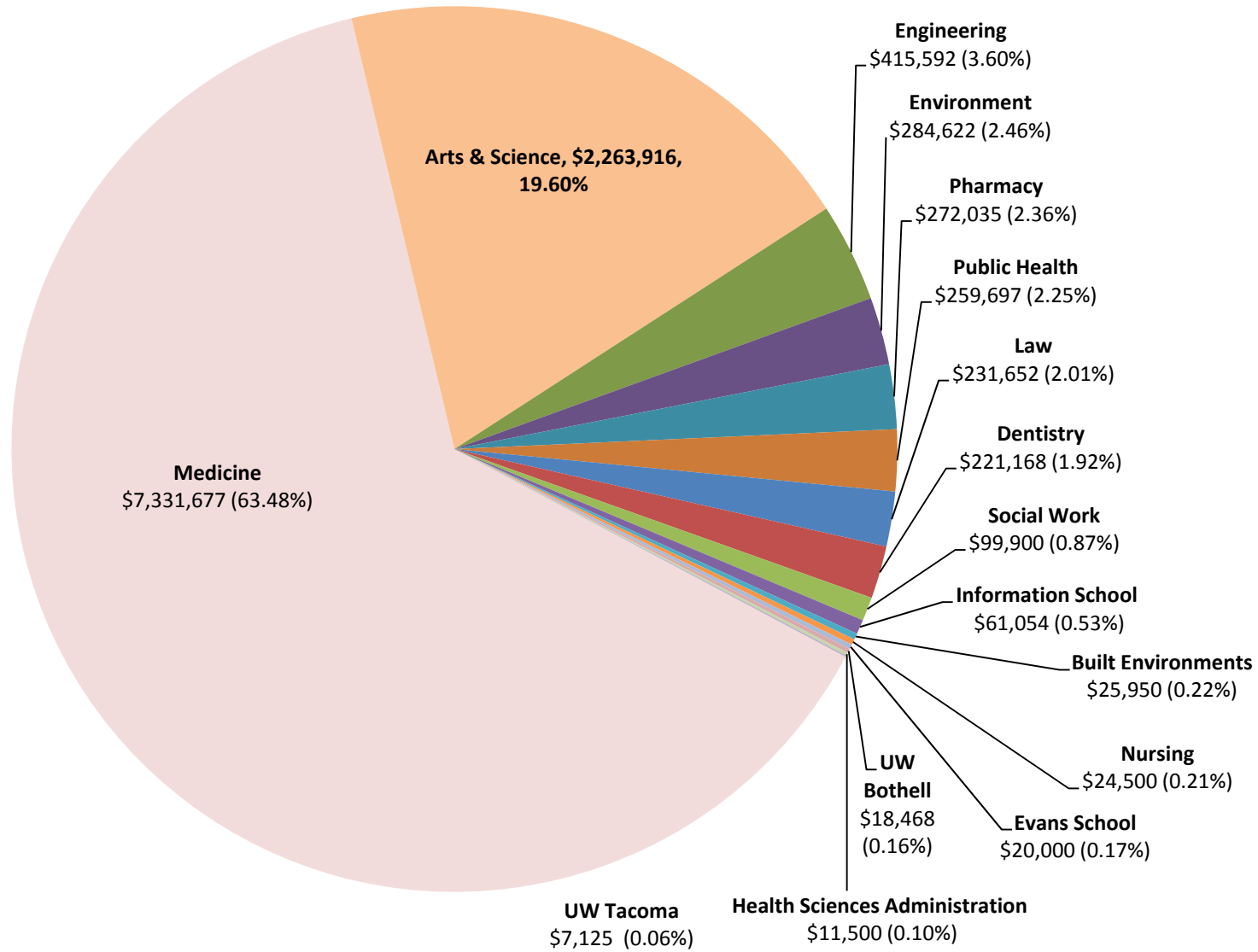




### EMAIL INTAKE TO RESEARCH@UW.EDU - LAST 13 MONTHS



### Bridge Awards by School and College December 2006-May 2016



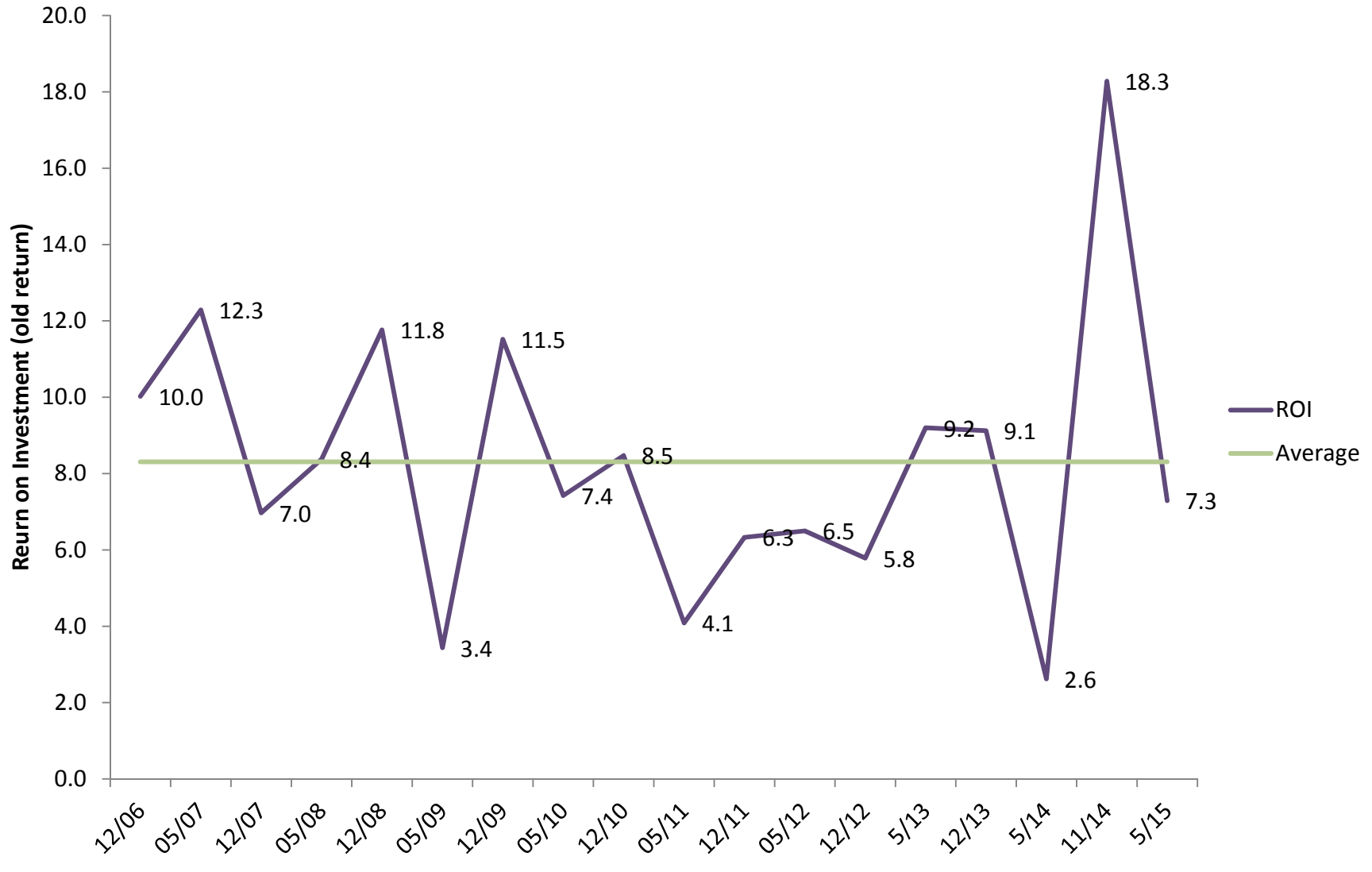
**Success of Bridge Funding Program  
December 2006 - May 2015**

Submission Date	Distribution Provost <sup>1</sup>	Distribution Matching <sup>1</sup>	Total Provost and Matching	Number of Bridge Awards	Awardees Receiving External Funding within 1.5 yrs of award	% Receiving Funding	External Grants Obtained (direct and indirect costs)	Return on Investment (fold return)
12/06 <sup>1</sup>	\$489,177	\$549,041	\$1,038,217	13	10	77%	\$10,408,299	10.0
05/07 <sup>1</sup>	\$394,809	\$482,486	\$877,295	13	12	92%	\$10,779,910	12.3
12/07 <sup>1</sup>	\$501,802	\$584,861	\$1,086,662	15	8	53%	\$7,575,584	7.0
05/08 <sup>1</sup>	\$523,468	\$573,117	\$1,096,586	12	6	50%	\$9,190,014	8.4
12/08 <sup>1</sup>	\$576,521	\$659,742	\$1,236,263	15	9	60%	\$14,546,157	11.8
05/09 <sup>1</sup>	\$399,662	\$459,637	\$859,299	10	6	60%	\$2,953,107	3.4
12/09 <sup>1</sup>	\$394,870	\$459,637	\$854,507	12	9	75%	\$9,841,584	11.5
05/10 <sup>1</sup>	\$290,205	\$324,394	\$614,599	7	4	57%	\$4,563,844	7.4
12/10	\$520,670	\$548,500	\$1,069,170	13	8	62%	\$9,057,210	8.5
05/11 <sup>1</sup>	\$441,893	\$429,066	\$870,959	10	5	50%	\$3,558,512	4.1
12/11	\$645,752	\$649,189	\$1,294,941	14	10	71%	\$8,197,602	6.3
05/12	\$645,357	\$645,797	\$1,291,154	16	9	56%	\$8,390,917	6.5
12/12 <sup>1</sup>	\$653,074	\$728,755	\$1,381,828	19	13	68%	\$7,996,561	5.8
5/13 <sup>1,2</sup>	\$274,830	\$326,134	\$600,964	7	5	71%	\$5,527,666	9.2
12/13 <sup>1</sup>	\$730,017	\$622,388	\$1,352,405	16	13	69%	\$12,337,212	9.1
5/14 <sup>1</sup>	\$455,022	\$565,501	\$1,020,523	12	7	50%	\$2,673,905	2.6
11/14 <sup>1,2</sup>	\$386,773	\$486,783	\$873,556	12	6	50%	\$15,968,881	18.3
5/15 <sup>1,2</sup>	\$282,500	\$282,500	\$565,000	6	6	100%	\$4,119,254	7.3
<b>Total</b>	<b>\$8,323,902</b>	<b>\$9,095,025</b>	<b>\$15,524,848</b>	<b>222</b>	<b>146</b>	<b>66%<sup>3</sup></b>	<b>\$147,686,219</b>	<b>8.2<sup>3</sup></b>

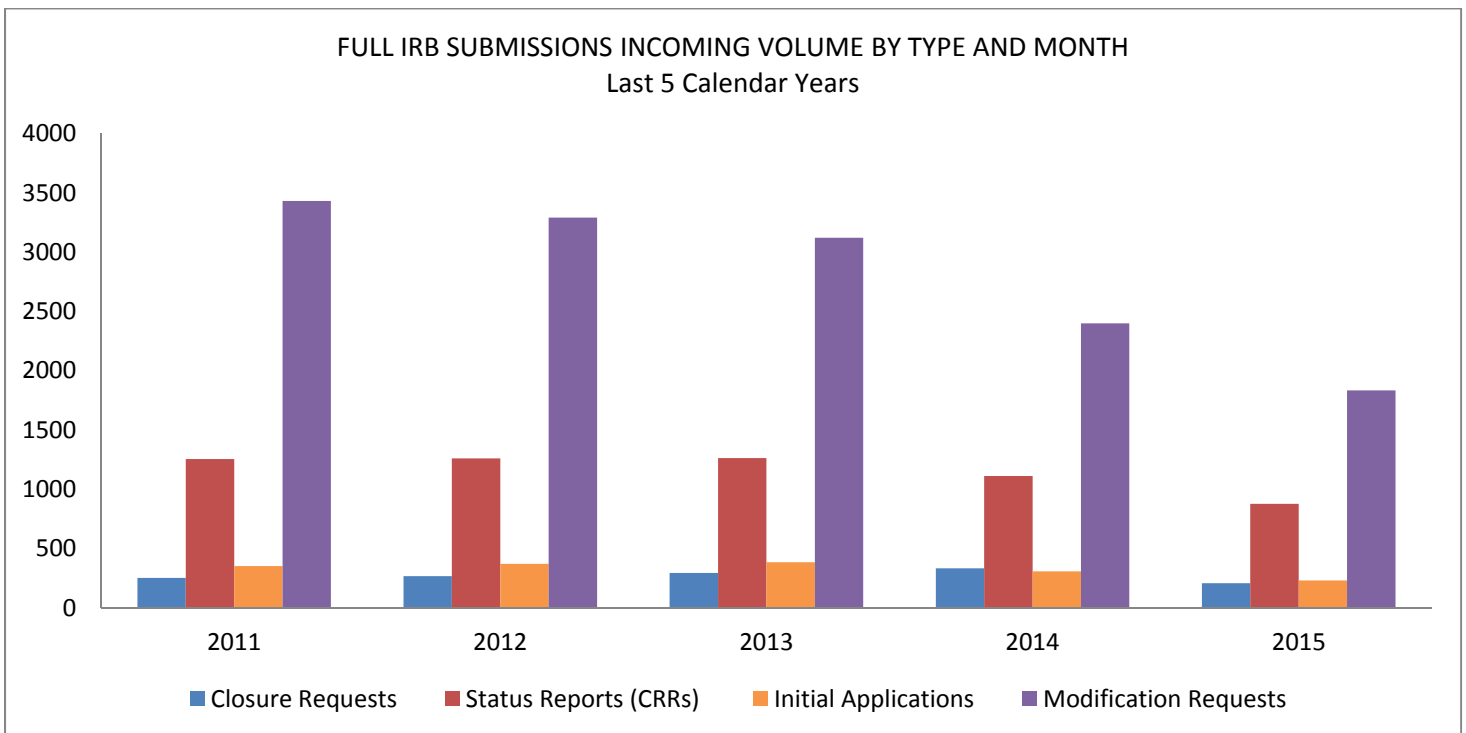
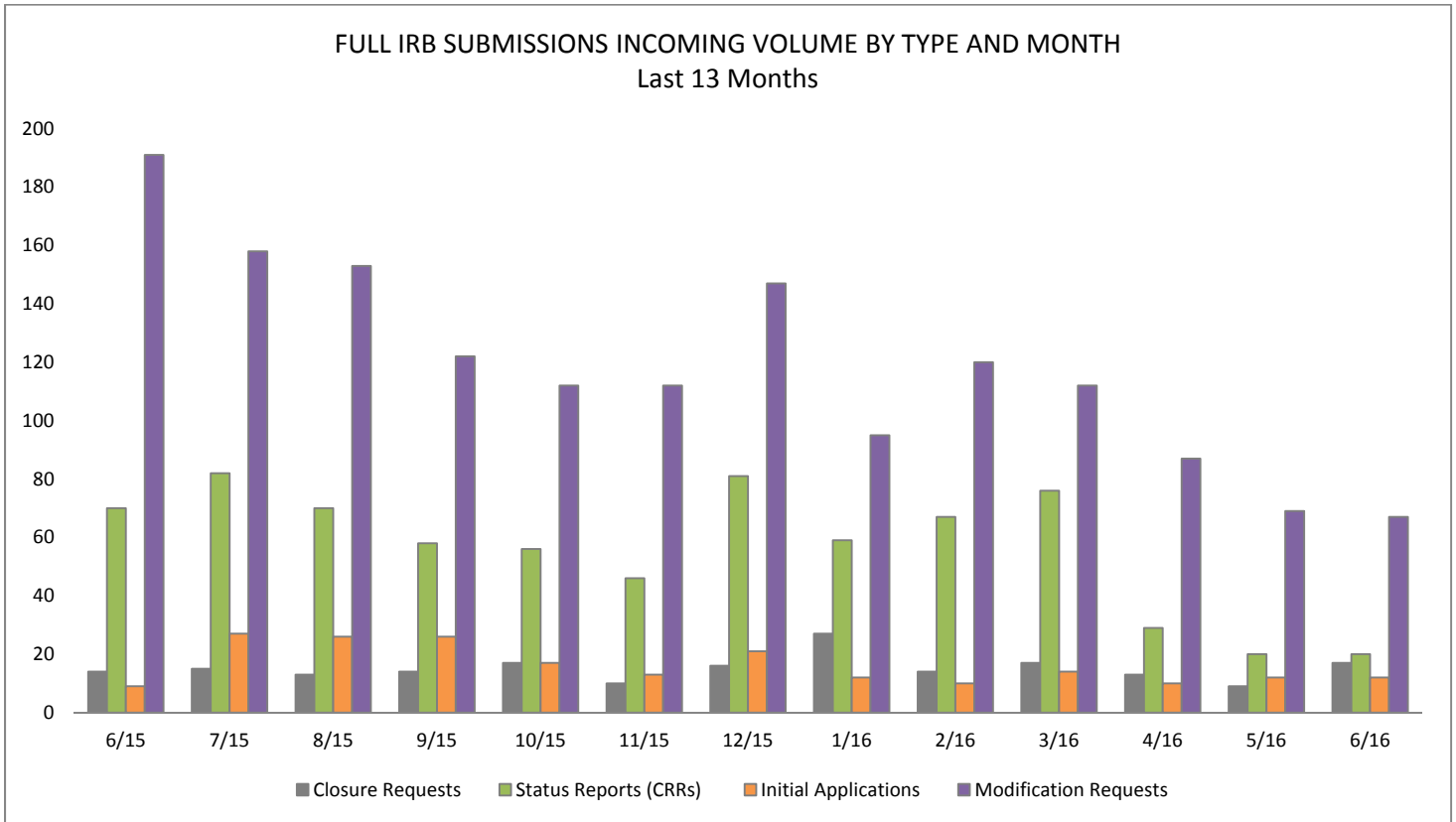
**NOTES:**

1. The total represented is the total bridge funding distribution less returned funds
2. Does not include awards currently in extension
3. Average

### Sucess of Bridge Funding Program: Return on Investment Over Time December 2006-May 2015

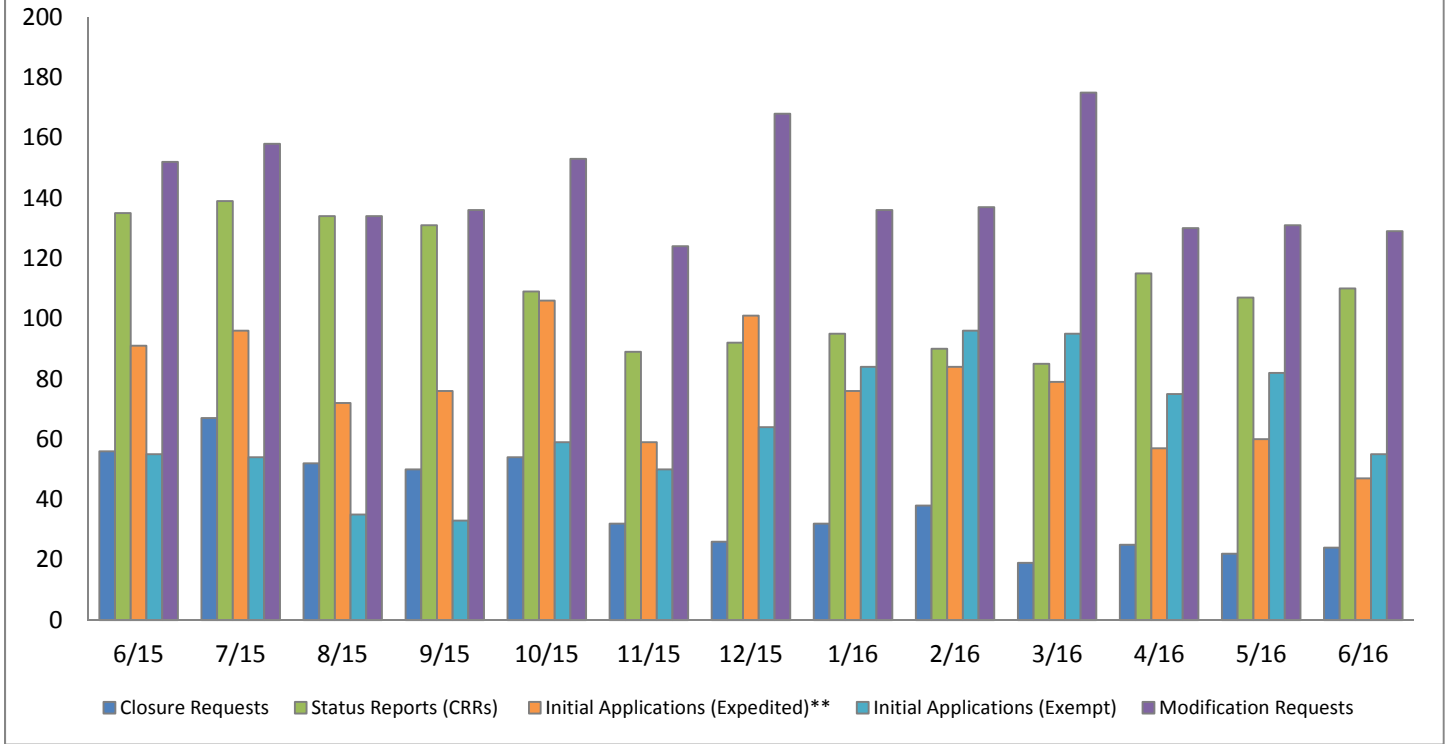






These two graphs show incoming submissions for HSD’s full IRBs to be relatively stable. However, submission types have not been weighted to show the different amount of work each submission type represents for researchers and for HSD staff. For example, a new study application that needs full IRB review requires significantly more work and time on the part of both HSD staff and researchers than does a closure request.

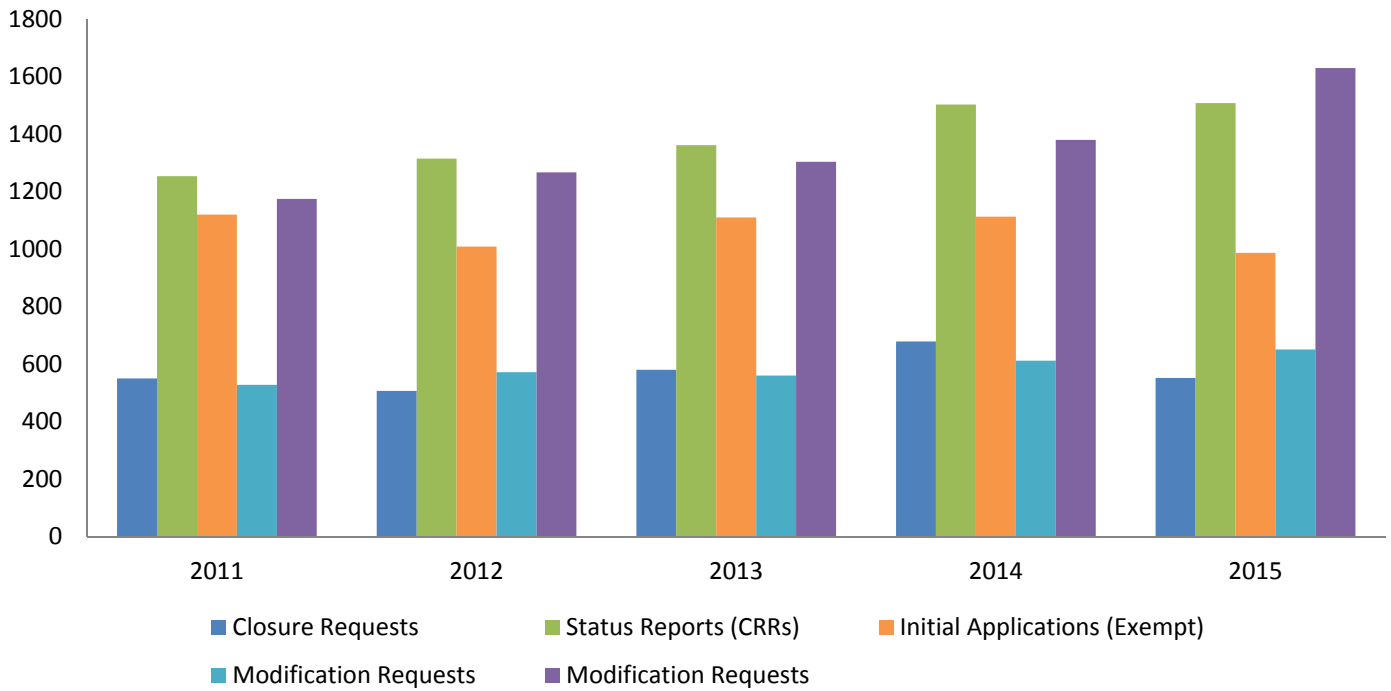
MINIMAL RISK SUBMISSIONS INCOMING VOLUME BY TYPE AND MONTH\*  
Last 13 Months

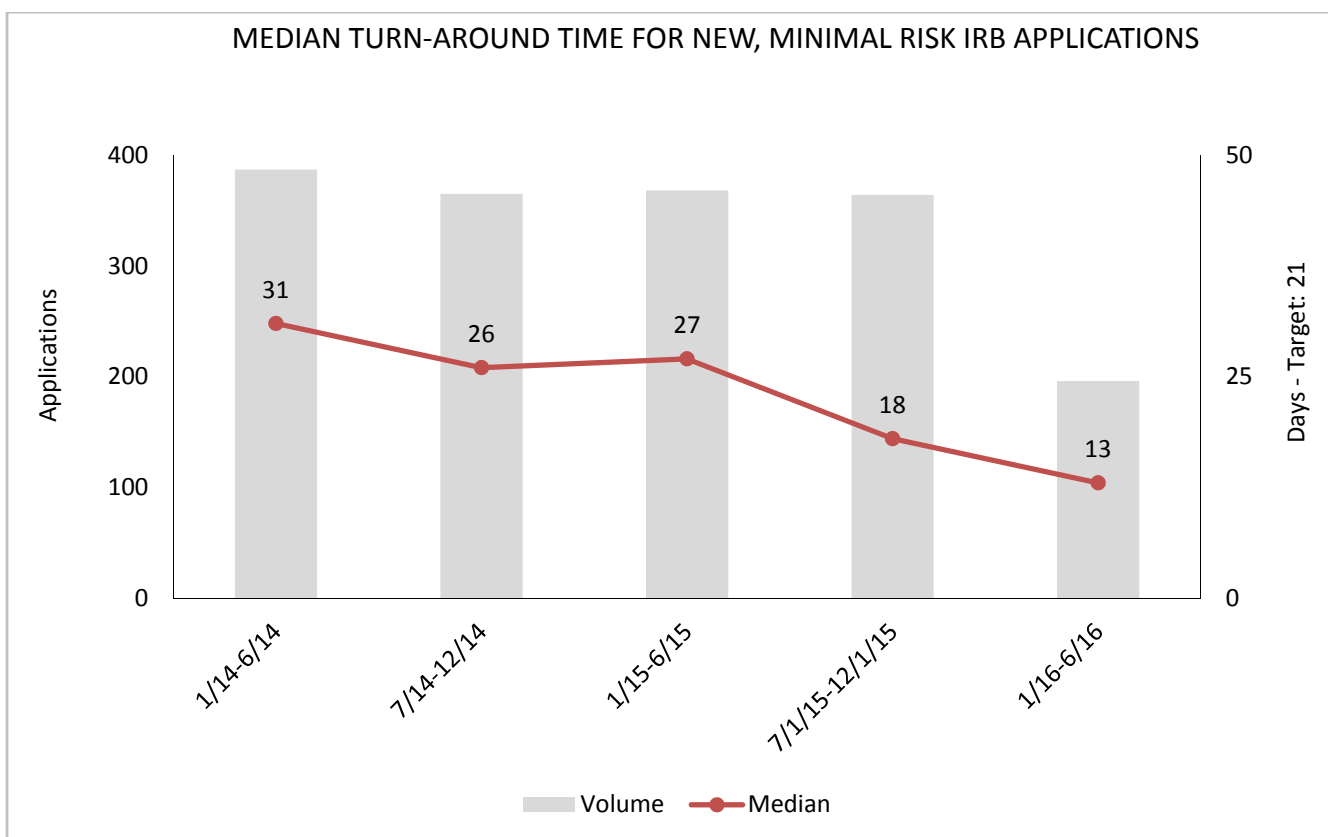
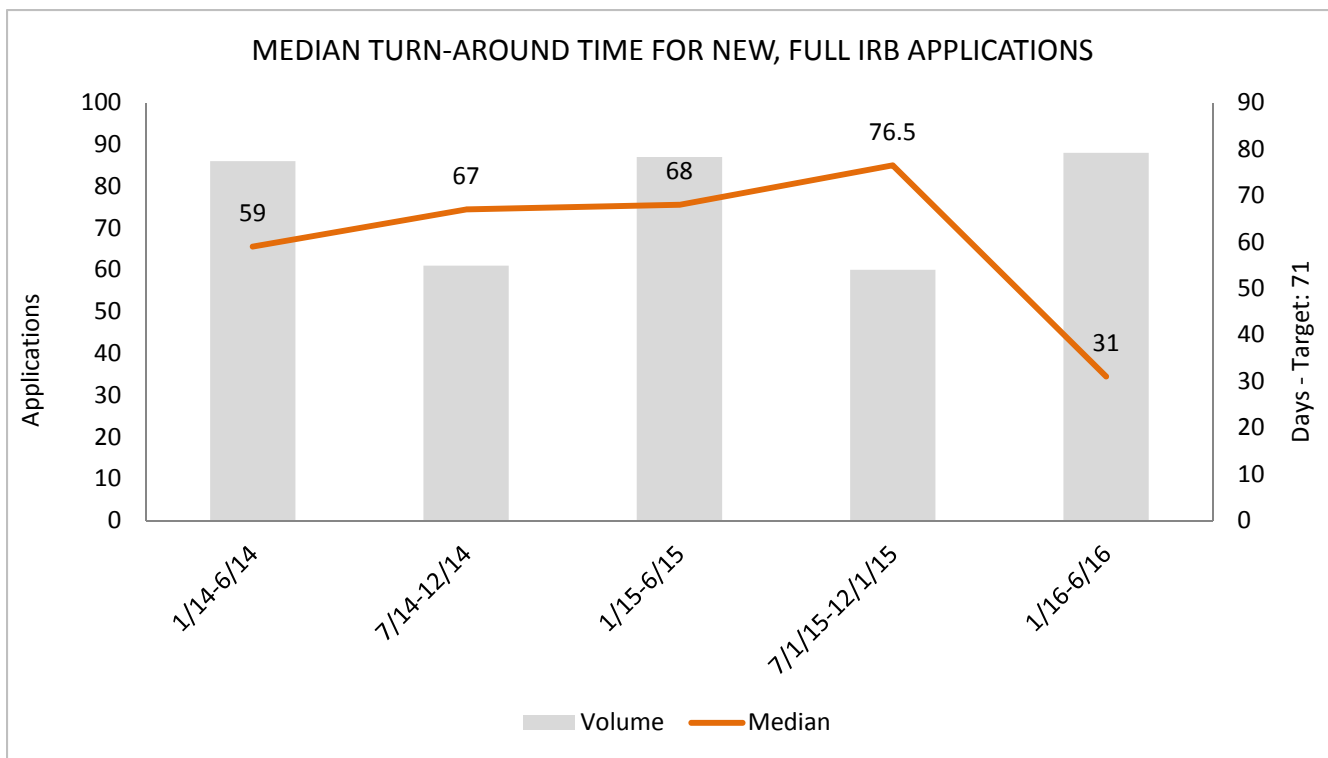


\*These totals reflect the type of form initially submitted and do not reflect any subsequent transfers (e.g., full IRB initial application later determined to qualify for expedited review).

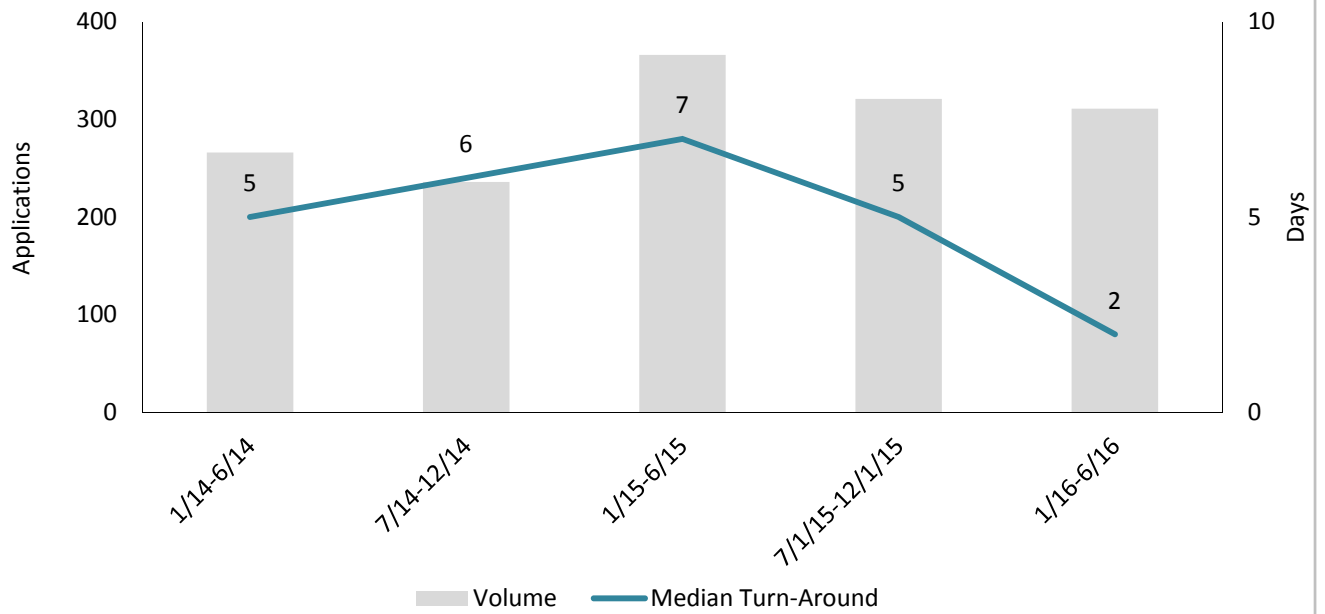
\*\* For the purposes of this chart, this category includes Medical Records Review and Use of Non-Identifiable Biological Specimens/Data Review Determination.

MINIMAL RISK SUBMISSIONS INCOMING VOLUME BY TYPE AND MONTH\*  
Last 5 Calendar Years

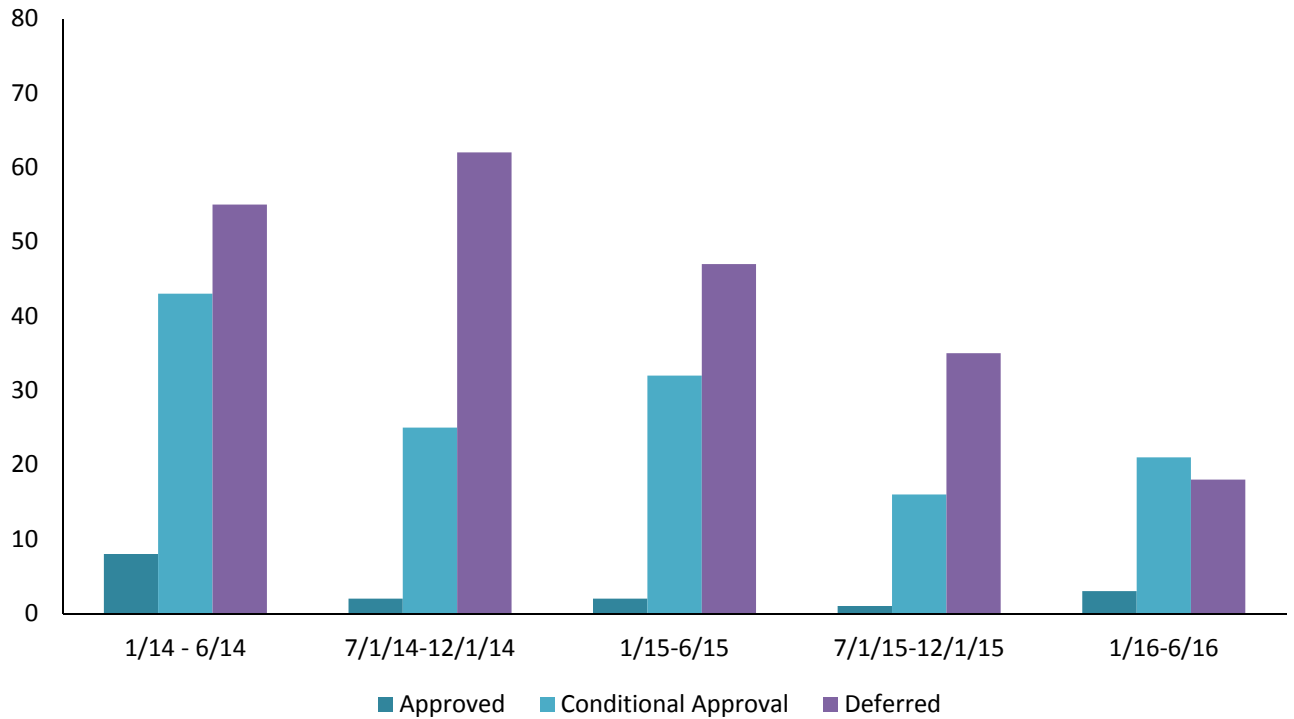




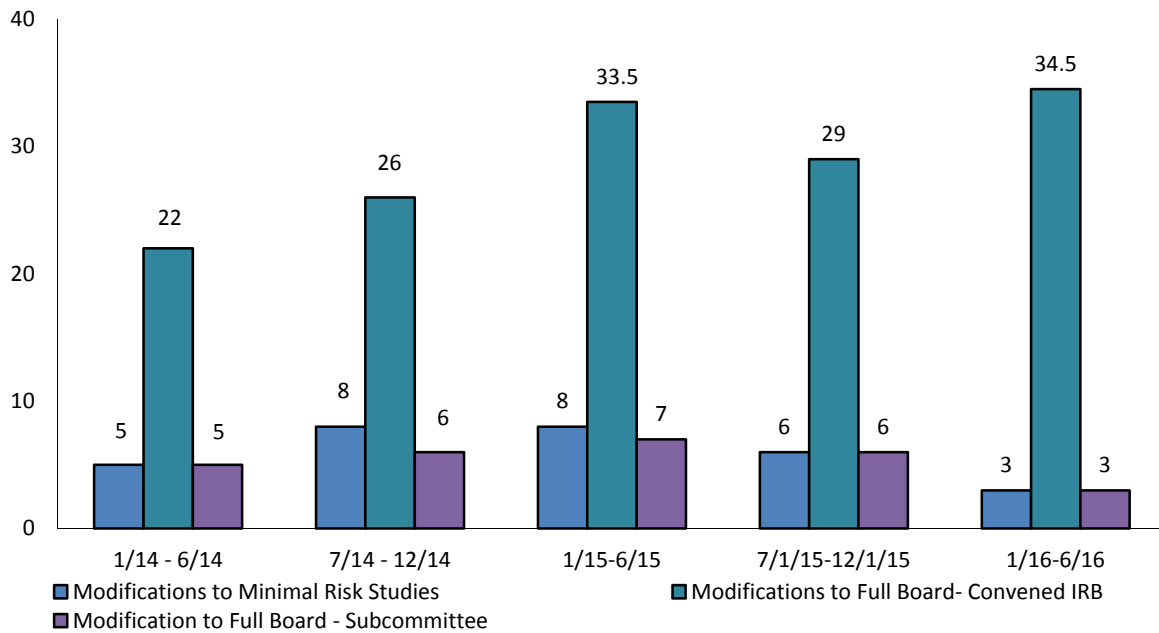
QUARTERLY TURN-AROUND TIME FOR NEW APPLICATIONS FOR EXEMPT STATUS



DISTRIBUTION OF OUTCOMES OF FIRST FULL IRB REVIEW



MEDIAN TURN-AROUND TIME FOR MODIFICATIONS



**External Trainings**

Unit	Session Title	Action (Training/ Outreach)	Sessions Within the Last 3 Months	Total Attendees Within the Last 3 Months
HSD	HSD Training for UW Researchers: Informal sessions where HSD review staff present to classes and departments about how to apply for IRB approval at UW	Training	Unknown number	Unknown number
ORIS	SAGE: Creating & Editing eGC1's	Training	1	7
ORIS	SAGE: Grant Runner	Training	1	3
ORIS	SAGE: Budget	Training	1	6
ORIS	WordPress LMS Training	Training	3	10
OSP	Subaward Fundamentals	Training	1	26
OSP	Subaward Update	Outreach	3	225
OSP	Subaward "Delta" Training	Training	2	200
OSP	Subaward Workshop	Training	1	23
OSP	Faculty Grants Management	Training	1	?
OSP	Grants.gov	Training	1	7
OSP	Contracts Gone Bad	Training	1	19

**Guidance, Training and Outreach - Development & Updating**

Unit	Name	Action (Development / Update)	Description
HSD	Zipline Manual	Development	Began development on a Zipline manual to provide basic information needed to use the eIRB system for all audiences on campus
HSD	Zipline Instructions for Staff	Development	Began development of detailed work instructions to assist HSD staff with completing specific tasks in the Zipline system

HSD	Zipline Bootcamp for Staff	Development	Began development of a training program to help HSD staff transition from paper into Zipline, the electronic IRB system
HSD	Zipline Tutorials	Development	Began development of a series of Zipline tutorials for researchers, department reviewers, and IRB committee members.
HSD	Zipline Instructions for Campus Users	Development	Began development of detailed instructions to guide campus users (researchers and department reviewers) in using Zipline.
HSD	Is it Research	Development	Completed development of training consistent with new guidance created
OSP	Team B	Development	Dept of Medicine Division Mtg. (4/28)
OSP	Subawards	Update	Subs in SAGE training for campus (5/11)
OSP	Subawards	Update	Subs in SAGE training for campus (5/19)
OSP	Subawards	Update	Subs in SAGE workshop for campus (6/8)
OSP	OSP Leadership	Development	On Panel for UW Medicine Advancement Gifts vs. Grants Training
OSP	Subawards	Update	Subs in SAGE workshop for campus (6/22)
OSP	Team A	Development	Conf call with ABC group and the VA re. the VA Med Service contracts
OSP	Team A	Development	Met with School of Nursing
OSP	Team A	Development	Conference call w/ROC and NIH
OSP	Team A	Development	Met with Urology
OSP	Team A	Development	Met with Provost, Global Affairs
OSP	Team A	Update	ITHS/OSP Bi-Annual Meeting
OSP	Team A	Development	Met with ABC group
OSP	Team A	Development	"
OSP	Team A	Development	Met with rep's from Fed. Sponsor US Forest Service(USFS) and School of Environmental and Forest Sciences (SEFS), College of the Environment (CoEnv)
OSP	Team A	Development	Urology SRAs for LuCaP – Urology
OSP	Team A	Development	Philips Master Agreement - Urology
OSP	Team A	Development	"
OSP	Team A	Development	Democratic Republic of Congo contracts - Office of Global Affairs
OSP	Team A	Development	USFS Pacific Northwest office grants College of the Environment
OSP	Amanda	Development	RAPN Subaward outreach
OSP	Carol	Development	Brown Bag on new equipment threshold
OSP	Carol	Development	FGM