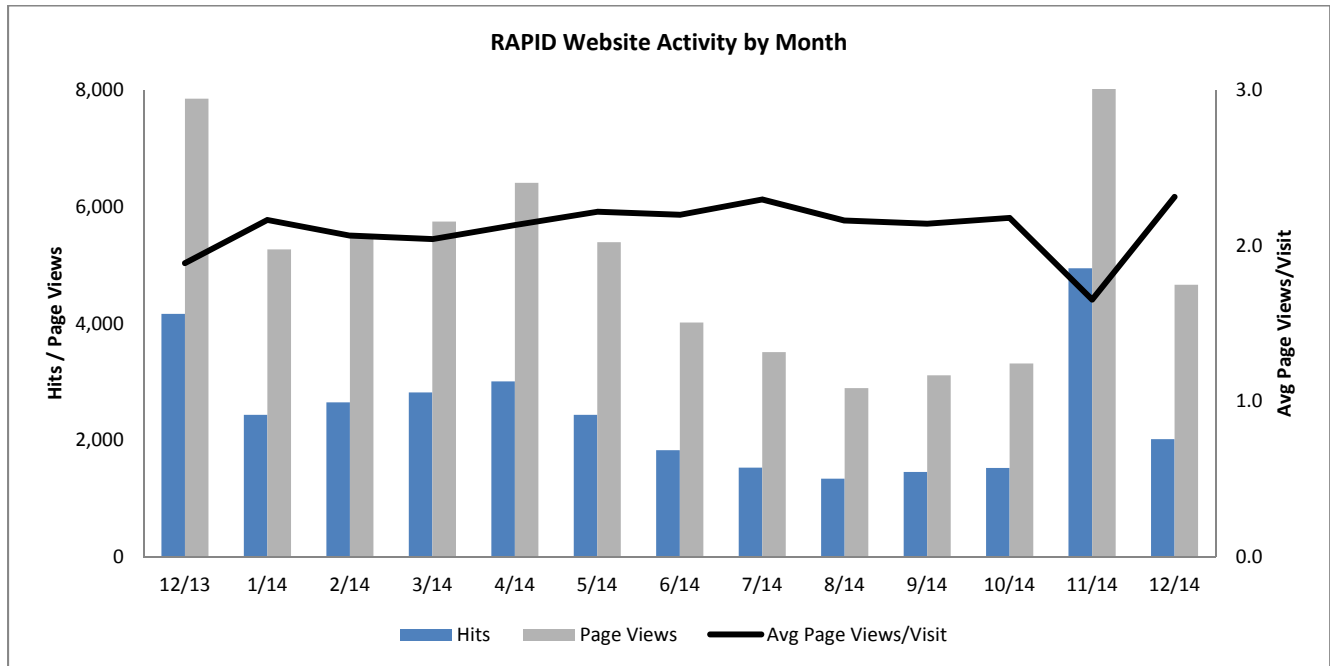


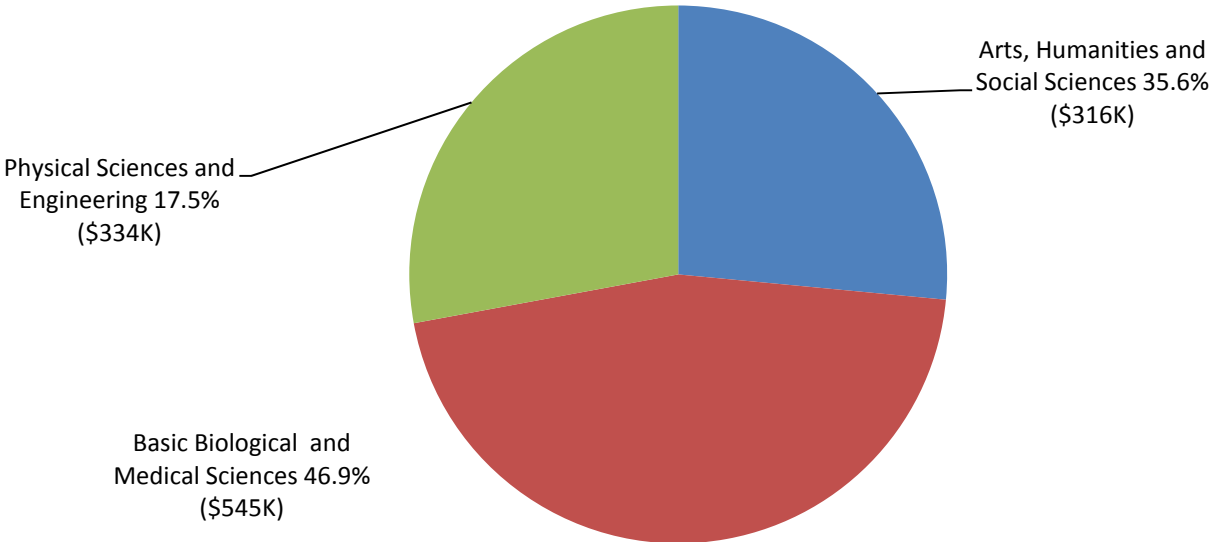


**Customer Service**

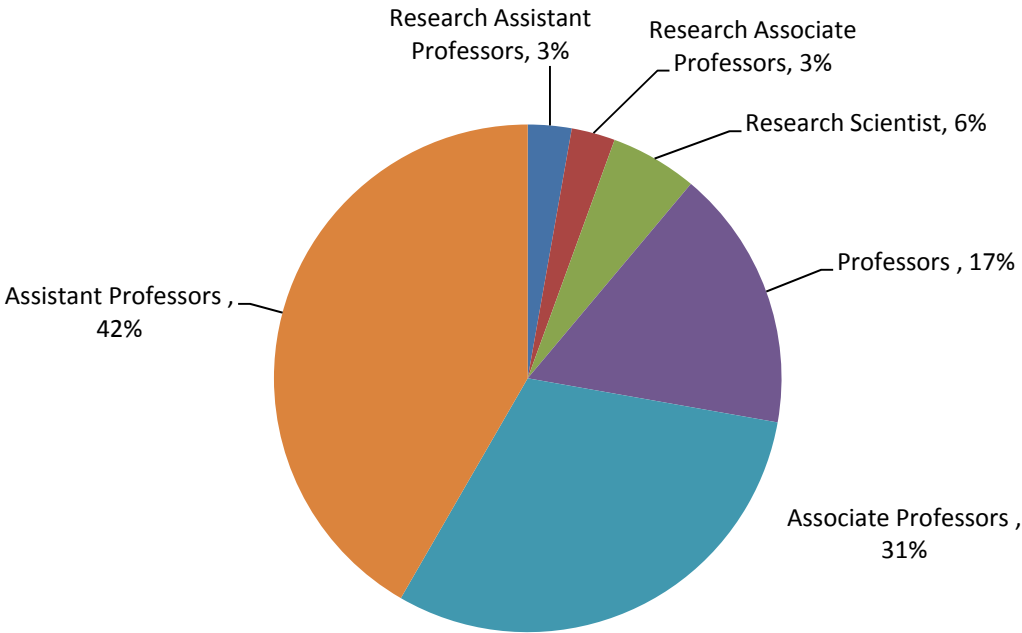
Office of Research Central: Research Administration Performance Improvement and Development (RAPID)



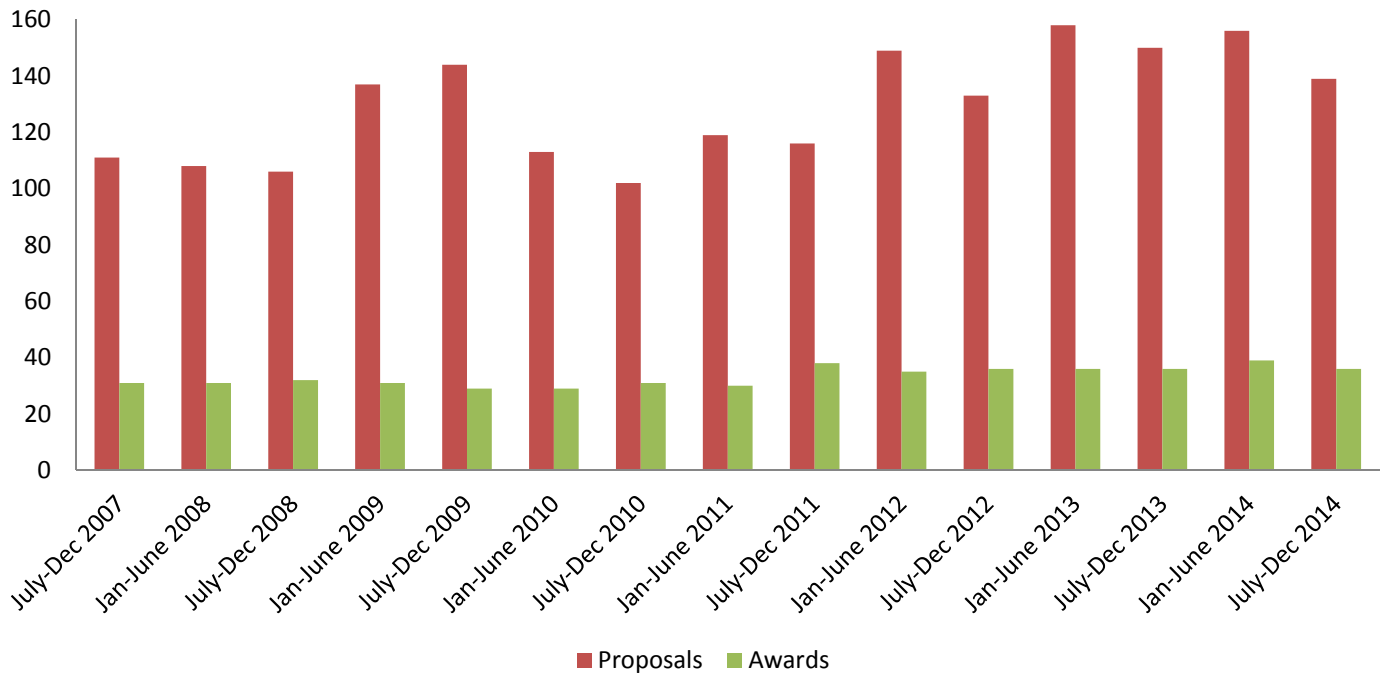
RRF Awards by Subcommittee, Fall 2014



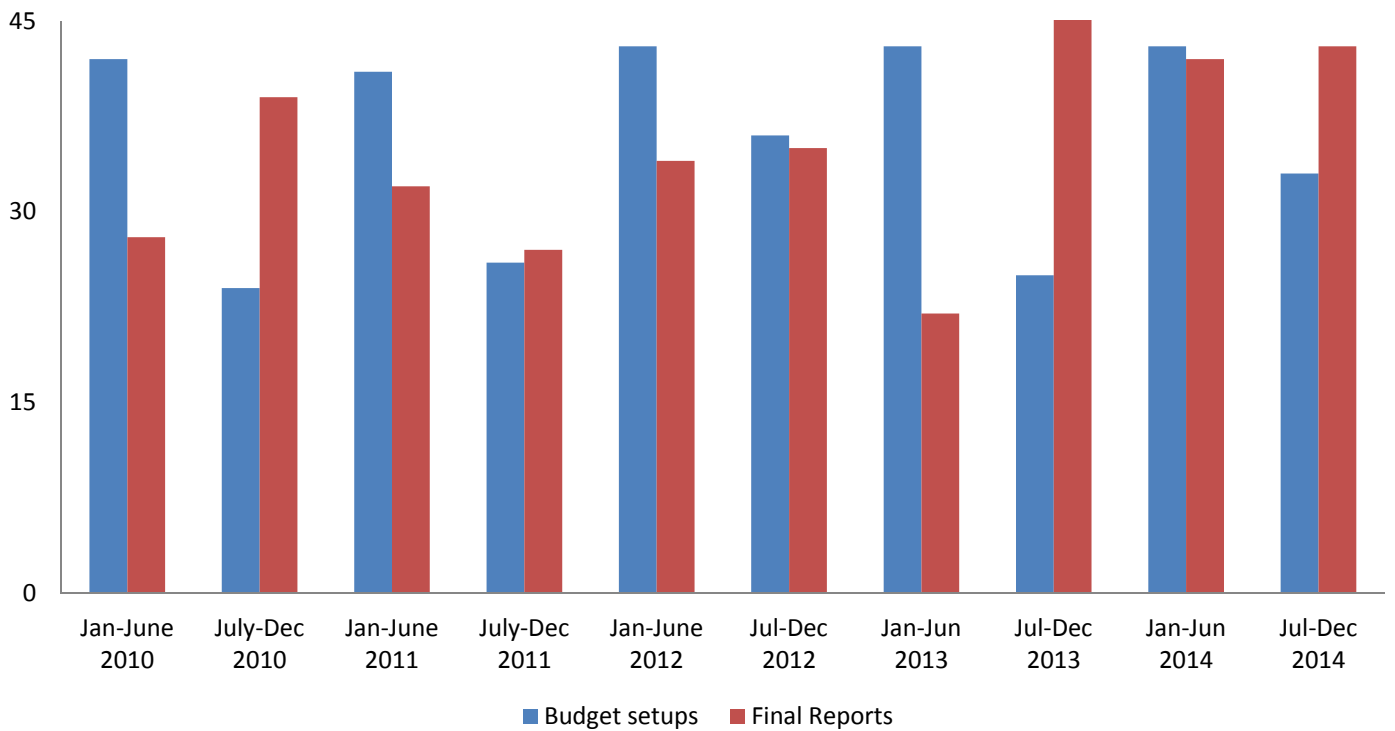
RRF Awards by Rank, Fall 2014



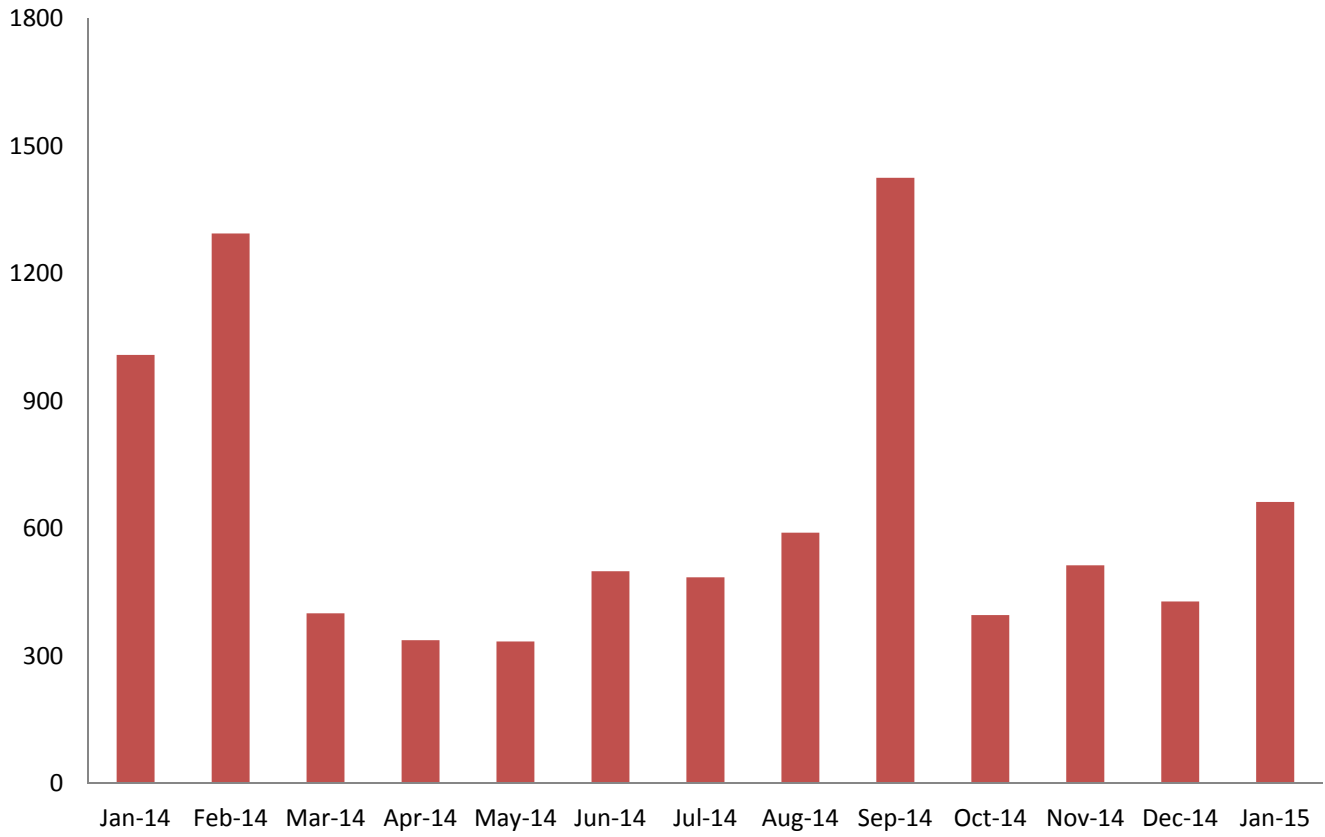
**RRF Proposals and Awards 2007-2014**



**Royalty Research Fund Budget Setups and Final Reports**



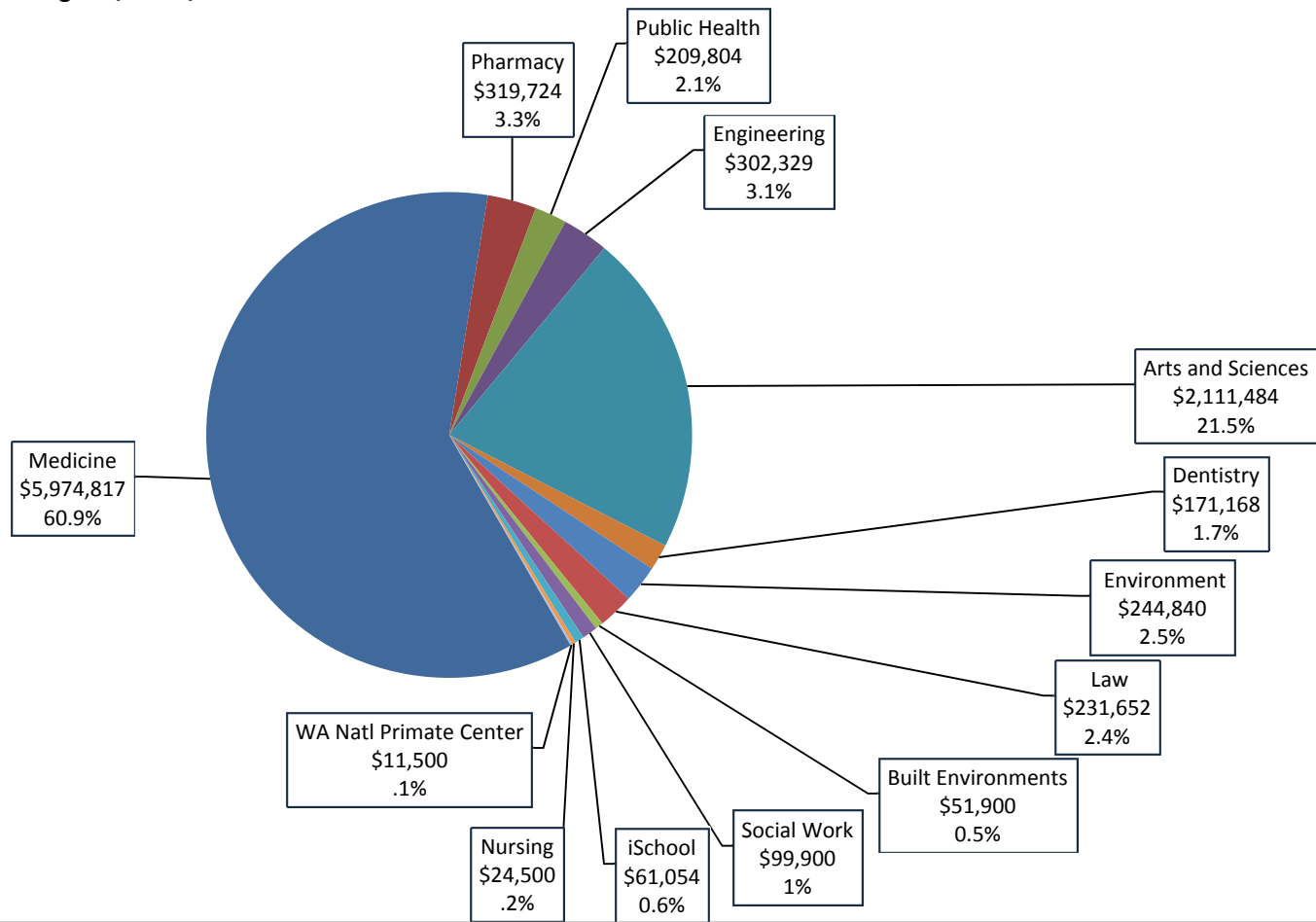
Royalty Research Fund Web Page Hits - Past 13 Months



**Provost Bridge Awards**  
**External Funding Received by School and College/Direct and Indirect Cost**  
**December 2006 - May, 2013 (8/21/14)**

| School/<br>College<br>Bridge Award<br>Awardees | Bridge<br>Distribution<br>Provost/<br>School and<br>College | December<br>2006  | May<br>2007       | December<br>2007 | May<br>2008      | December<br>2008  | May<br>2009      | December<br>2009 | May<br>2010      | December<br>2010 | May<br>2011      | December<br>2011 | May<br>2012      | December<br>2012 | May<br>2013      | TOTAL              | Return<br>on<br>Invest<br>ment |
|--|---|-------------------|-------------------|------------------|------------------|-------------------|------------------|------------------|------------------|------------------|------------------|------------------|------------------|------------------|------------------|--------------------|--------------------------------|
| Arts and<br>Sciences                           | 2,318,339   | 0                 | 4,807,811         | 2,664,541        | 953,558          | 3,502,354         | 1,867,243        | 5,533,237        | 2,842,486        | 1,345,162        | 2,065,000        | 0                | 908,000          | 2,271,055        | 1,140,042        | 29,900,489         | 12.9                           |
| Built<br>Environments                          | 51,900  | 0                 | 0                 | 0                | 0                | 0                 | 0                | 0                | 0                | 0                | 0                | 0                | 0                | 0                | 0                | 0                  | 0                              |
| Dentistry                                      | 242,336   | 0                 | 0                 | 0                | 1,716,000        | 0                 | 0                | 0                | 0                | 0                | 0                | 0                | 0                | 0                | 468,125          | 2,184,125          | 9                              |
| Engineering                                    | 425,240   | 250,000           | 1,600,800         | 0                | 0                | 947,086           | 0                | 177,500          | 0                | 0                | 0                | 0                | 0                | 803,168          | 0                | 3,778,554          | 7                              |
| Environment                                    | 484,356   | 0                 | 0                 | 581,587          | 0                | 5,175,481         | 20,000           | 0                | 0                | 66,000           | 0                | 115,000          | 0                | 0                | 0                | 5,958,068          | 12.3                           |
| Law  | 363,304   | 0                 | 0                 | 0                | 0                | 0                 | 0                | 0                | 0                | 90,000           | 0                | 0                | 20,000           | 0                | 0                | 110,000            | 0.3                            |
| Medicine                                       | 8,473,011   | 7,181,516         | 3,815,799         | 2,572,976        | 3,476,070        | 4,921,236         | 1,065,864        | 4,130,847        | 1,721,358        | 7,556,048        | 997,459          | 7,316,200        | 3,695,251        | 2,690,365        | 0                | 51,140,989         | 6                              |
| Pharmacy                                       | 501,717   | 1,363,553         | 0                 | 0                | 3,044,386        | 0                 | 0                | 0                | 0                | 0                | 0                | 0                | 0                | 0                | 0                | 4,407,939          | 8.8                            |
| Public Health                                  | 365,003   | 1,613,230         | 12,500            | 1,756,480        | 0                | 0                 | 0                | 0                | 0                | 0                | 496,053          | 0                | 0                | 0                | 0                | 3,878,263          | 10.6                           |
| iSCHOOL  | 24,500  | 0                 | 0                 | 0                | 0                | 0                 | 0                | 0                | 0                | 0                | 0                | 0                | 779,973          | 0                | 0                | 779,973            | 31.8                           |
| Social Work                                    | 199,800   | 0                 | 0                 | 0                | 0                | 0                 | 0                | 0                | 0                | 0                | 0                | 766,402          | 2,397,693        | 0                | 0                | 3,164,095          | 15.8                           |
| <b>TOTAL</b>                                   | <b>13,449,506</b>   | <b>10,408,299</b> | <b>10,236,910</b> | <b>7,575,584</b> | <b>9,190,014</b> | <b>14,546,157</b> | <b>2,953,107</b> | <b>9,841,584</b> | <b>4,563,844</b> | <b>9,057,210</b> | <b>3,558,512</b> | <b>8,197,602</b> | <b>7,800,917</b> | <b>5,764,588</b> | <b>1,608,167</b> | <b>105,302,495</b> |                                |

Provost Bridge Awards by School and College 12/06-11/14



**Provost Bridge Awards by School and College  
December 2006 - November\* 2014**

| Bridge Awards by Cycle MO/YR | Medicine           | Pharmacy         | Public Health    | Engineering      | Arts and Sciences  | Dentistry        | Environment      | Law              | Built Environments | Social Work     | iSchool         | Nursing         | WA Natl Primate Center | Total              |
|------------------------------|--------------------|------------------|------------------|------------------|--------------------|------------------|------------------|------------------|--------------------|-----------------|-----------------|-----------------|------------------------|--------------------|
| December, 2006               | 367,000            | 85,000           | 48,000           | 50,000           | 0                  | 0                | 0                | 0                | 0                  | 0               | 0               | 0               | 0                      | 550,000            |
| May, 2007                    | 211,000            | 0                | 50,000           | 40,000           | 174,000            | 0                | 0                | 0                | 0                  | 0               | 0               | 0               | 0                      | 475,000            |
| December, 2007               | 356,548            | 0                | 61,804           | 0                | 118,562            | 45,000           | 0                | 0                | 0                  | 0               | 0               | 0               | 0                      | 581,914            |
| May, 2008                    | 390,000            | 97,000           | 0                | 30,000           | 49,000             | 50,000           | 0                | 0                | 0                  | 0               | 0               | 0               | 0                      | 616,000            |
| December, 2008               | 347,000            | 0                | 0                | 50,000           | 256,000            | 0                | 0                | 0                | 0                  | 0               | 0               | 0               | 0                      | 653,000            |
| May, 2009                    | 272,000            | 43,000           | 0                | 0                | 90,000             | 0                | 50,000           | 0                | 0                  | 0               | 0               | 0               | 0                      | 455,000            |
| December, 2009               | 314,312            | 0                | 0                | 49,191           | 96,134             | 0                | 0                | 0                | 0                  | 0               | 0               | 0               | 0                      | 459,637            |
| May, 2010                    | 249,394            | 0                | 0                | 0                | 92,530             | 0                | 25,000           | 0                | 0                  | 0               | 0               | 0               | 0                      | 366,924            |
| December, 2010               | 248,924            | 0                | 0                | 0                | 243,627            | 0                | 30,000           | 50,000           | 25,950             | 0               | 0               | 0               | 0                      | 598,501            |
| May, 2011                    | 248,924            | 0                | 0                | 0                | 193,627            | 0                | 30,000           | 50,000           | 25,950             | 0               | 0               | 0               | 0                      | 548,501            |
| December, 2011               | 528,748            | 0                | 0                | 0                | 0                  | 0                | 37,885           | 32,934           | 0                  | 49,900          | 0               | 0               | 0                      | 649,467            |
| May, 2012                    | 350,000            | 50,000           | 0                | 0                | 99,373             | 0                | 35,455           | 48,718           | 0                  | 50,000          | 12,250          | 0               | 0                      | 645,796            |
| December, 2012               | 391,957            | 0                | 0                | 52,012           | 204,151            | 0                | 0                | 50,000           | 0                  | 0               | 48,804          | 0               | 0                      | 746,924            |
| May, 2013                    | 350,000            | 0                | 0                | 0                | 49,965             | 26,168           | 0                | 0                | 0                  | 0               | 0               | 0               | 0                      | 426,133            |
| December, 2013               | 599,342            | 0                | 50,000           | 0                | 226,107            | 0                | 36,500           | 0                | 0                  | 0               | 0               | 0               | 0                      | 911,949            |
| May, 2014                    | 299,800            | 0                | 0                | 0                | 193,344            | 50,000           | 0                | 0                | 0                  | 0               | 0               | 0               | 0                      | 543,144            |
| November*, 2014              | 449,868            | 44,724           | 0                | 31,126           | 25,064             | 0                | 0                | 0                | 0                  | 0               | 0               | 24,500          | 11,500                 | 586,782            |
| <b>Total</b>                 | <b>\$5,974,817</b> | <b>\$319,724</b> | <b>\$209,804</b> | <b>\$302,329</b> | <b>\$2,111,484</b> | <b>\$171,168</b> | <b>\$244,840</b> | <b>\$231,652</b> | <b>\$51,900</b>    | <b>\$99,900</b> | <b>\$61,054</b> | <b>\$24,500</b> | <b>\$11,500</b>        | <b>\$9,814,671</b> |
| <b>% of Total</b>            | 60.9%              | 3.3%             | 2.1%             | 3.1%             | 21.5%              | 1.7%             | 2.5%             | 2.4%             | 0.5%               | 1.0%            | 0.6%            | 0.2%            | 0.1%                   | 99.0%              |

Note: In 2014, Bridge Cycle moved from December to November



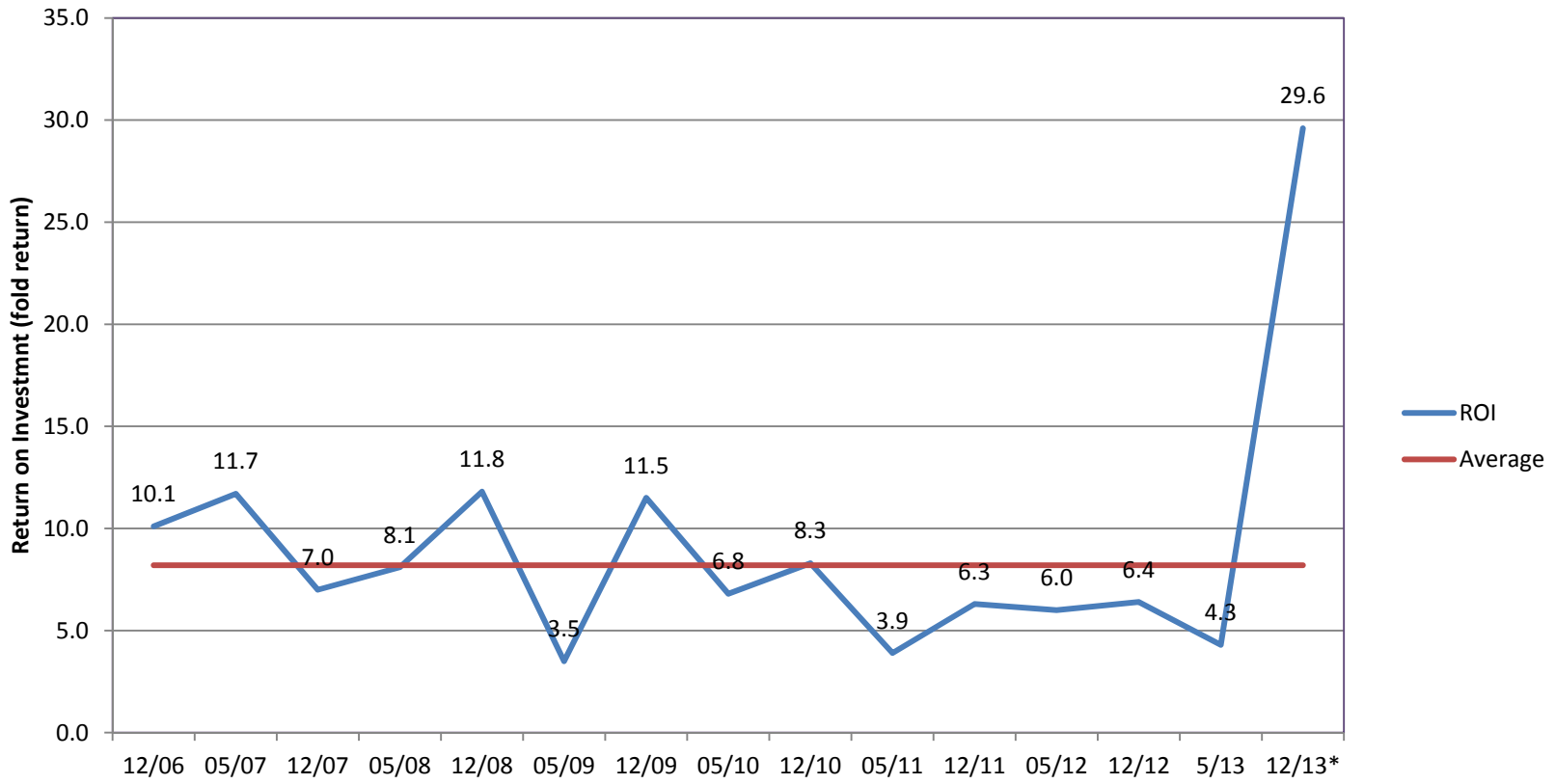
**Success of Bridge Funding Program  
December 2006 -December 2013**

| Submission Date      | Distribution Provost <sup>1</sup> | Distribution Matching <sup>1</sup> | Total Provost and Matching | Number of Bridge Awards | Awardees Receiving External Funding within 1.5 yrs of award | % Receiving Funding      | External Grants Obtained (direct and indirect costs) | Return on Investment (fold return) |
|----------------------|-----------------------------------|------------------------------------|----------------------------|-------------------------|---|--------------------------|--|------------------------------------|
| 12/06 <sup>1</sup>   | \$482,091                         | \$549,041                          | \$1,031,132                | 13                      | 10  | 77%                      | \$10,408,299   | 10.1                               |
| 05/07 <sup>1</sup>   | \$398,051                         | \$475,080                          | \$873,131                  | 13                      | 12  | 92%                      | \$10,236,910   | 11.7                               |
| 12/07 <sup>1</sup>   | \$504,178                         | \$581,914                          | \$1,086,092                | 15                      | 8   | 53%                      | \$7,575,584  | 7.0                                |
| 05/08 <sup>1</sup>   | \$523,470                         | \$615,647                          | \$1,139,116                | 12                      | 6   | 50%                      | \$9,190,014  | 8.1                                |
| 12/08 <sup>1</sup>   | \$577,005                         | \$653,260                          | \$1,230,265                | 15                      | 9   | 60%                      | \$14,546,157   | 11.8                               |
| 05/09 <sup>1</sup>   | \$400,690                         | \$455,168                          | \$855,858                  | 10                      | 6   | 60%                      | \$2,953,107  | 3.5                                |
| 12/09 <sup>1</sup>   | \$393,241                         | \$459,638                          | \$852,879                  | 12                      | 10  | 83%                      | \$9,841,584  | 11.5                               |
| 05/10 <sup>1,2</sup> | \$294,622                         | \$374,394                          | \$669,016                  | 7                       | 4   | 57%                      | \$4,563,844  | 6.8                                |
| 12/10                | \$548,501                         | \$548,501                          | \$1,097,002                | 13                      | 8   | 62%                      | \$9,057,210  | 8.3                                |
| 05/11 <sup>1</sup>   | \$441,592                         | \$474,314                          | \$915,906                  | 10                      | 5   | 50%                      | \$3,558,512  | 3.9                                |
| 12/11                | \$646,197                         | \$649,467                          | \$1,295,664                | 14                      | 10  | 71%                      | \$8,197,602  | 6.3                                |
| 05/12                | \$645,798                         | \$645,798                          | \$1,291,596                | 16                      | 8   | 50%                      | \$7,800,917  | 6.0                                |
| 12/12 <sup>1</sup>   | \$645,799                         | \$610,267                          | \$1,256,066                | 19                      | 13  | 68%                      | 7,996,551  | 6.4                                |
| 5/13 <sup>1,2</sup>  | \$174,836                         | \$276,134                          | \$450,970                  | 5                       | 3   | 60%                      | 1,944,167  | 4.3                                |
| 12/13 <sup>1,2</sup> | \$78,406                          | \$188,948                          | \$267,354                  | 10                      | 7   | 70%                      | 7,901,497  | 29.6                               |
| <b>Total</b>         | <b>\$6,754,476</b>                | <b>\$7,557,570</b>                 | <b>\$14,312,046</b>        | <b>184</b>              | <b>119</b>  | <b>64.2%<sup>3</sup></b> | <b>\$115,771,955</b>                                 | <b>8.2<sup>3</sup></b>             |

**NOTES:**

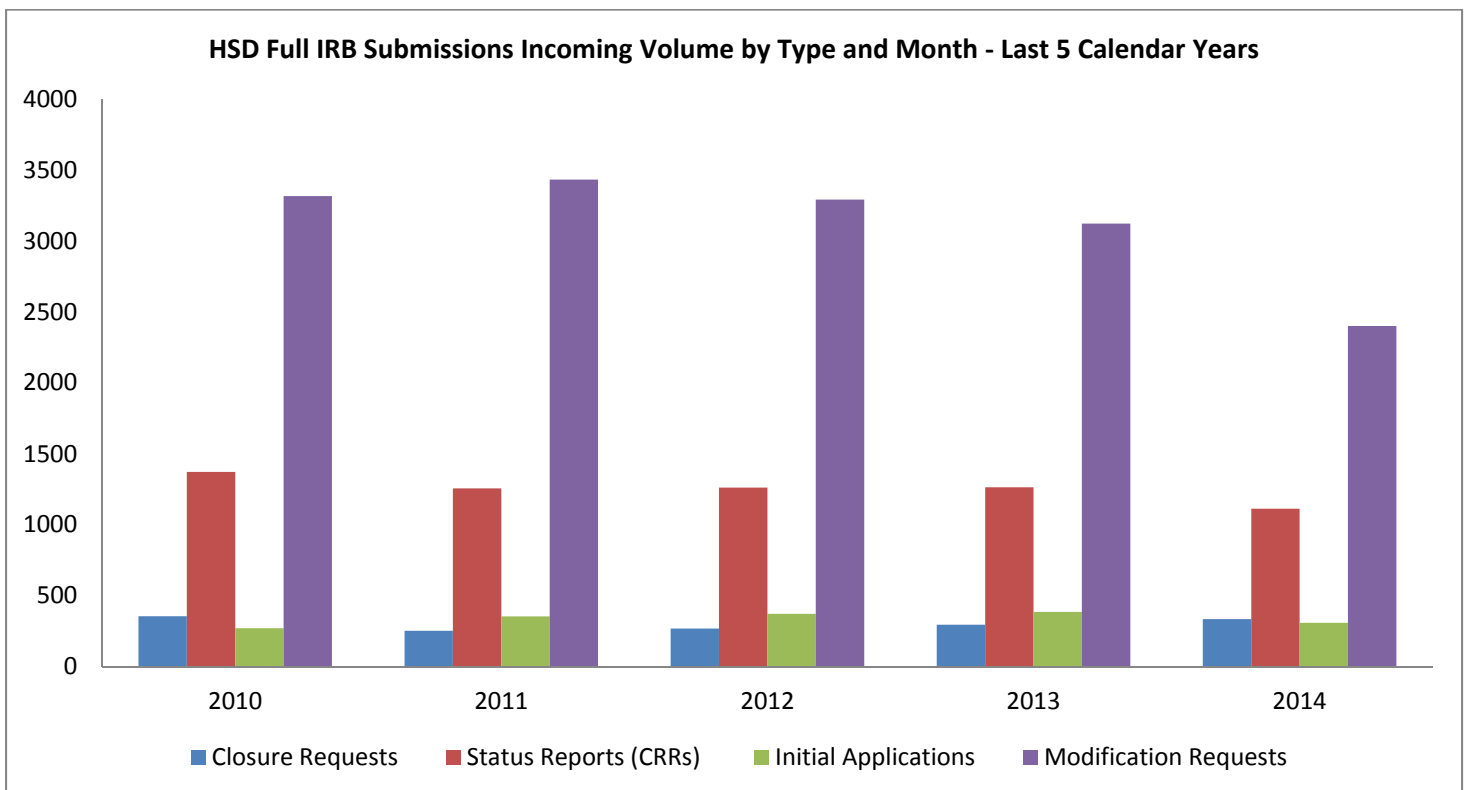
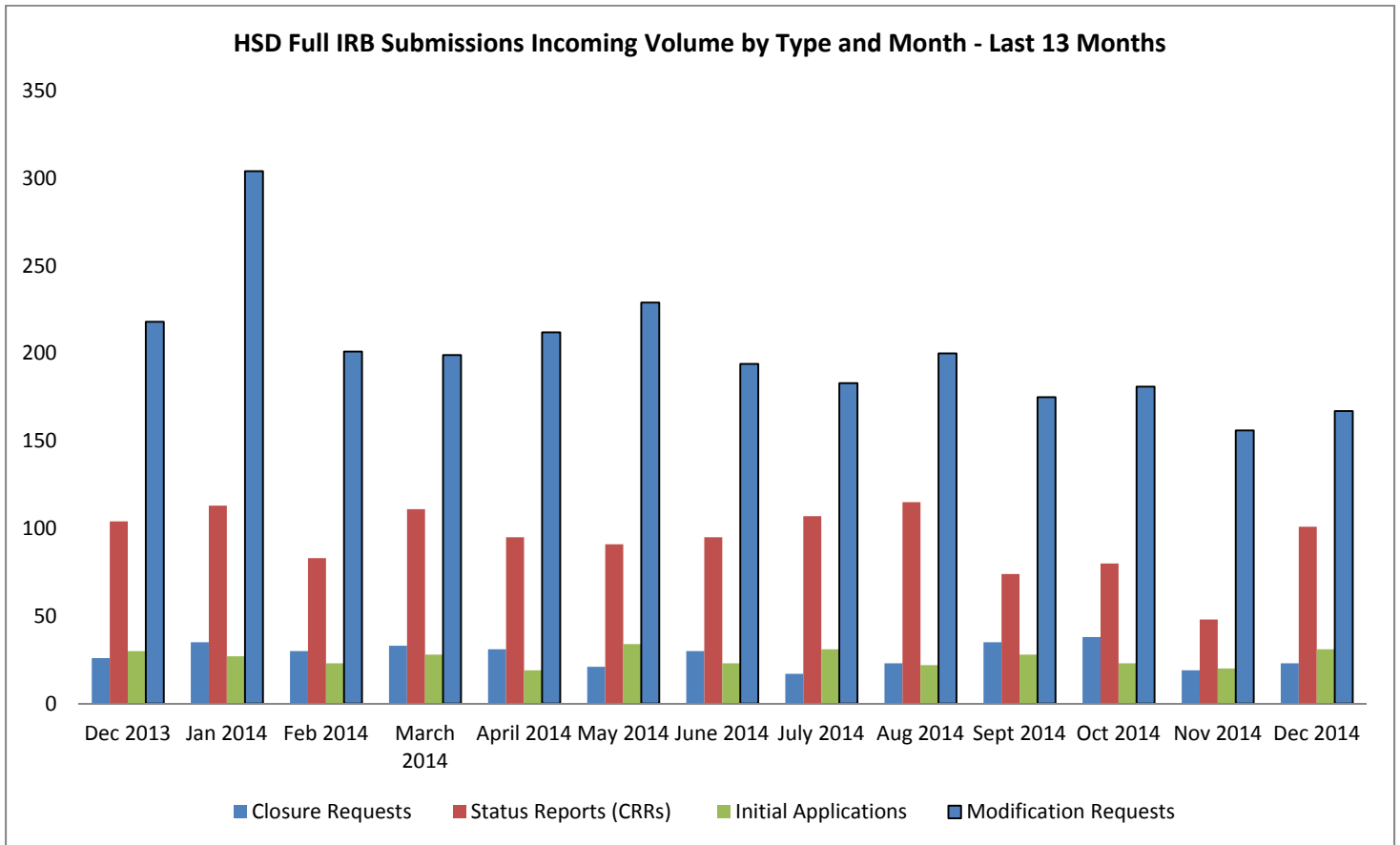
1. The total represented is the total bridge funding distribution less returned funds
2. Does not include awards currently in extension
3. Average

Success of Bridge Funding Program: Return on Investment Over Time (12/06-12/13)

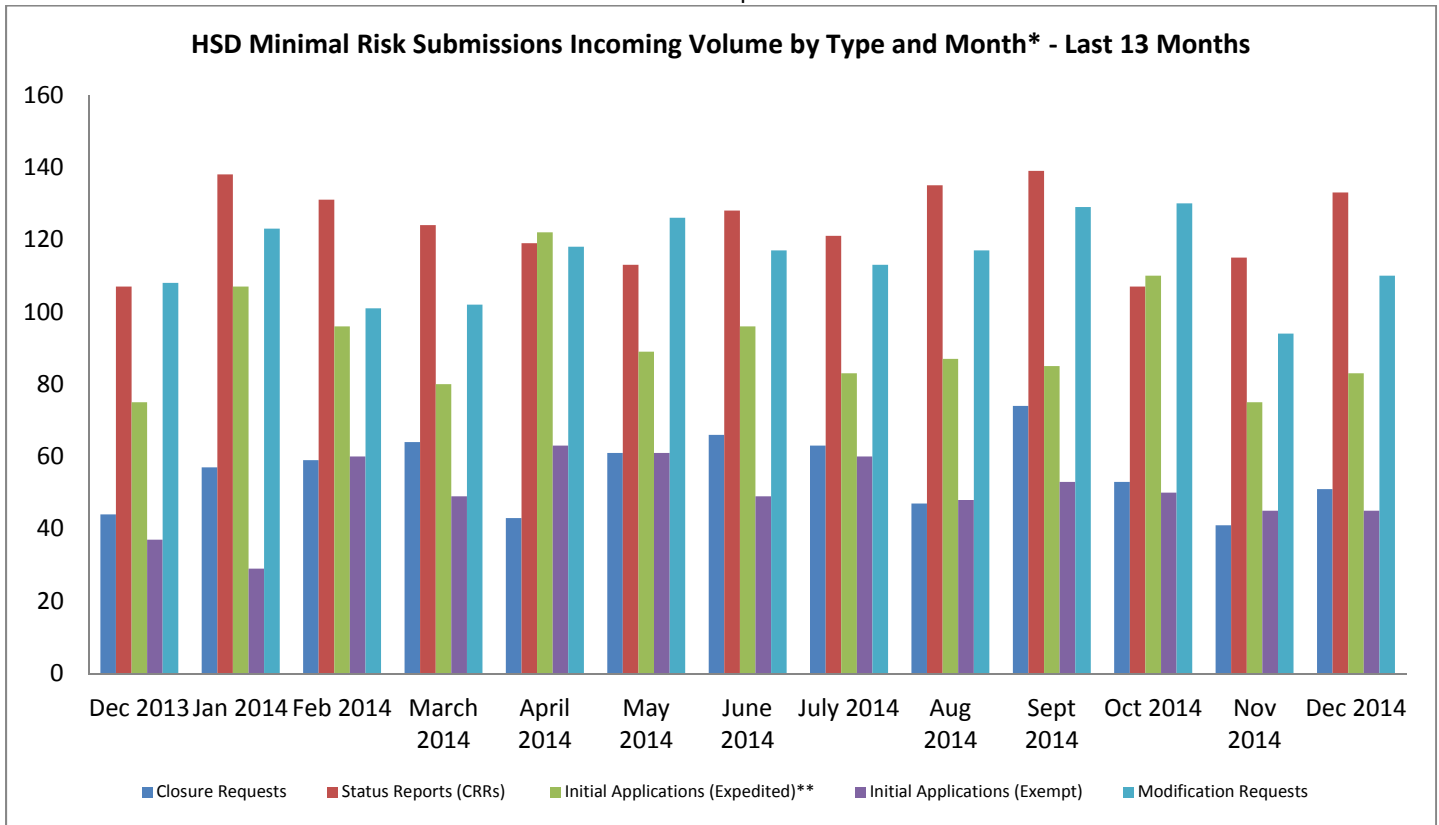


\* ROI for 12/13 is elevated due to the number of awards currently in extension

## Human Subjects Division (HSD)



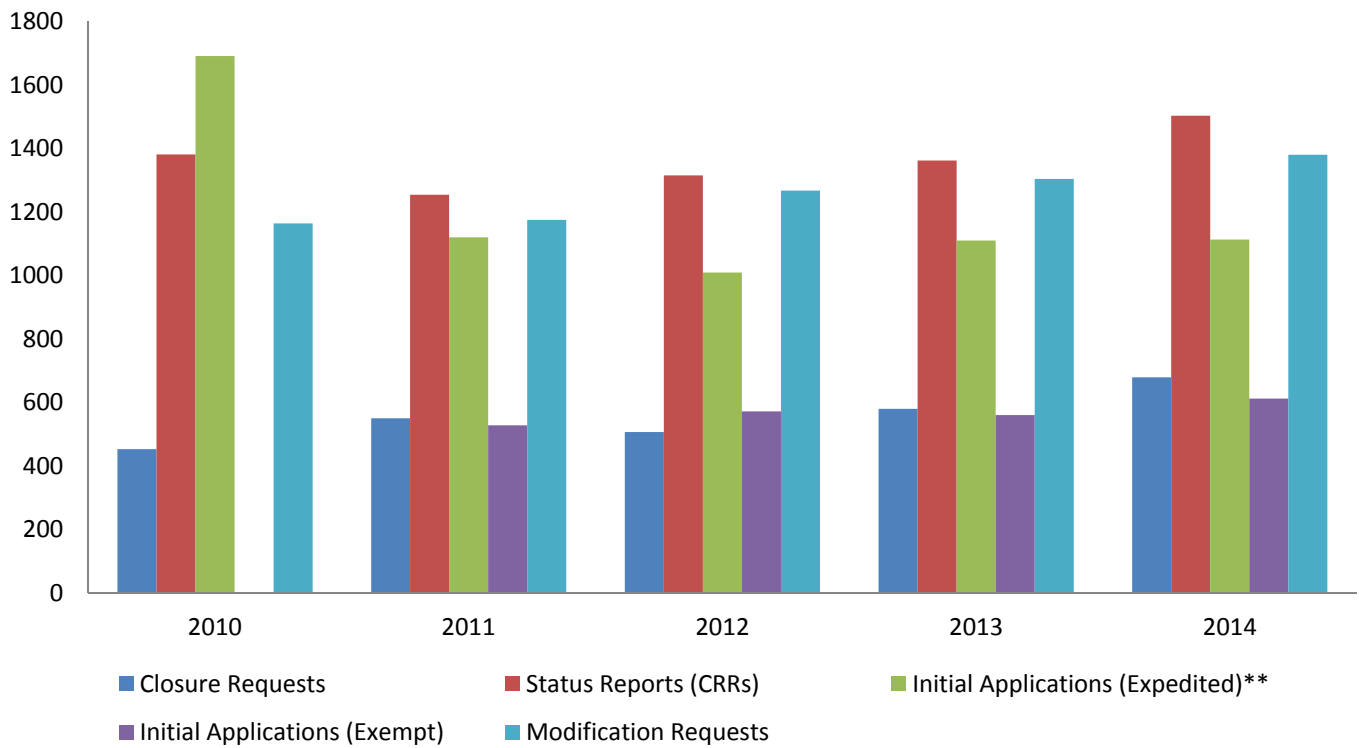
These two graphs show incoming submissions for HSD’s full IRBs to be relatively stable. However, submission types have not been weighted to show the different amount of work each submission type represents for researchers and for HSD staff. For example, a new study application that needs full IRB review requires significantly more work and time on the part of both HSD staff and researchers than does a closure request.



\* For the purposes of this chart, this category includes Medical Records Review and Use of Non-Identifiable Biological Specimens/Data Review Determination.

\*\*These totals reflect the type of form initially submitted and do not reflect any subsequent transfers (e.g., full IRB initial application later determined to qualify for expedited review).

**HSD Minimal Risk Submissions Incoming Volume by Type and Month\* - Last 5 Calendar Years**



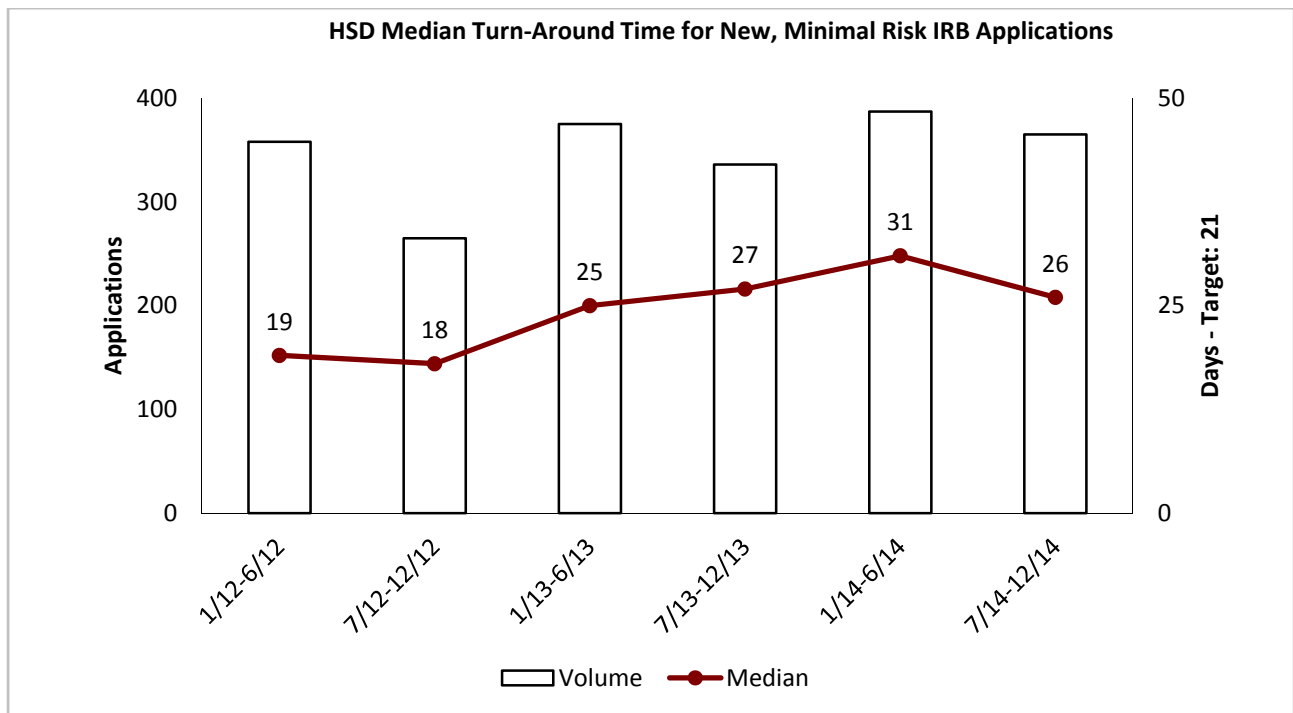
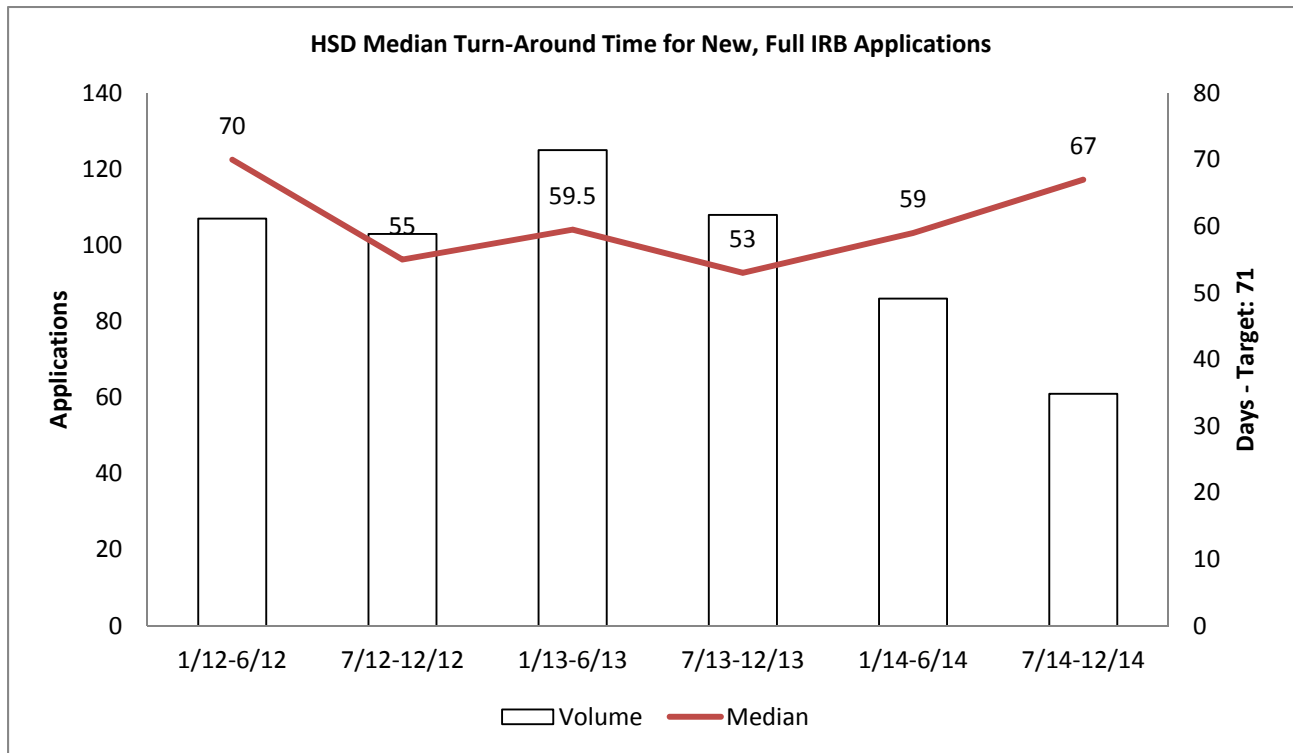
\*For the purposes of this chart, this category includes Medical Records Review and Use of Non-Identifiable Biological Specimens/Data Review Determination.

\*\*These totals reflect the type of form initially submitted and do not reflect any subsequent transfers (e.g., full IRB initial application later determined to qualify for expedited review).

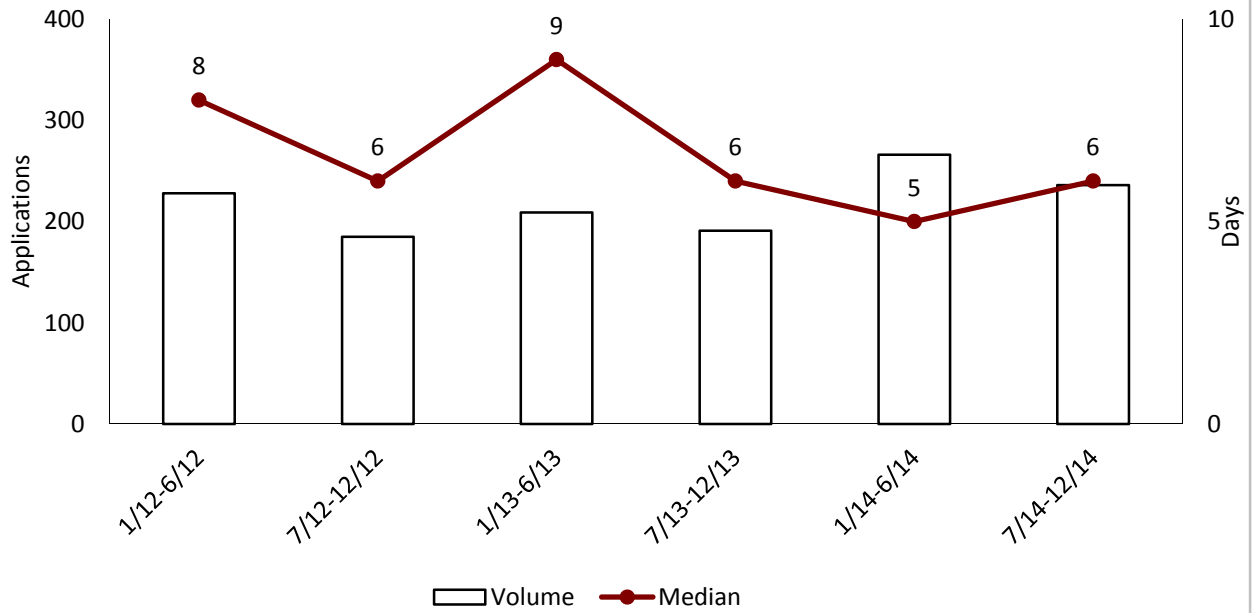
\*\*\* Initial Applications (Exempt) were included in Initial Applications (Expedited) for 2009 and 2010.

We believe the decrease in new expedited applications and new requests for Exempt status in the above graph is a reflection of recent HSD process improvement efforts. We have focused on taking advantage of flexibility in Federal regulations which allows us to eliminate work efforts where the risk to human subjects is low, decreasing our need to review some items.

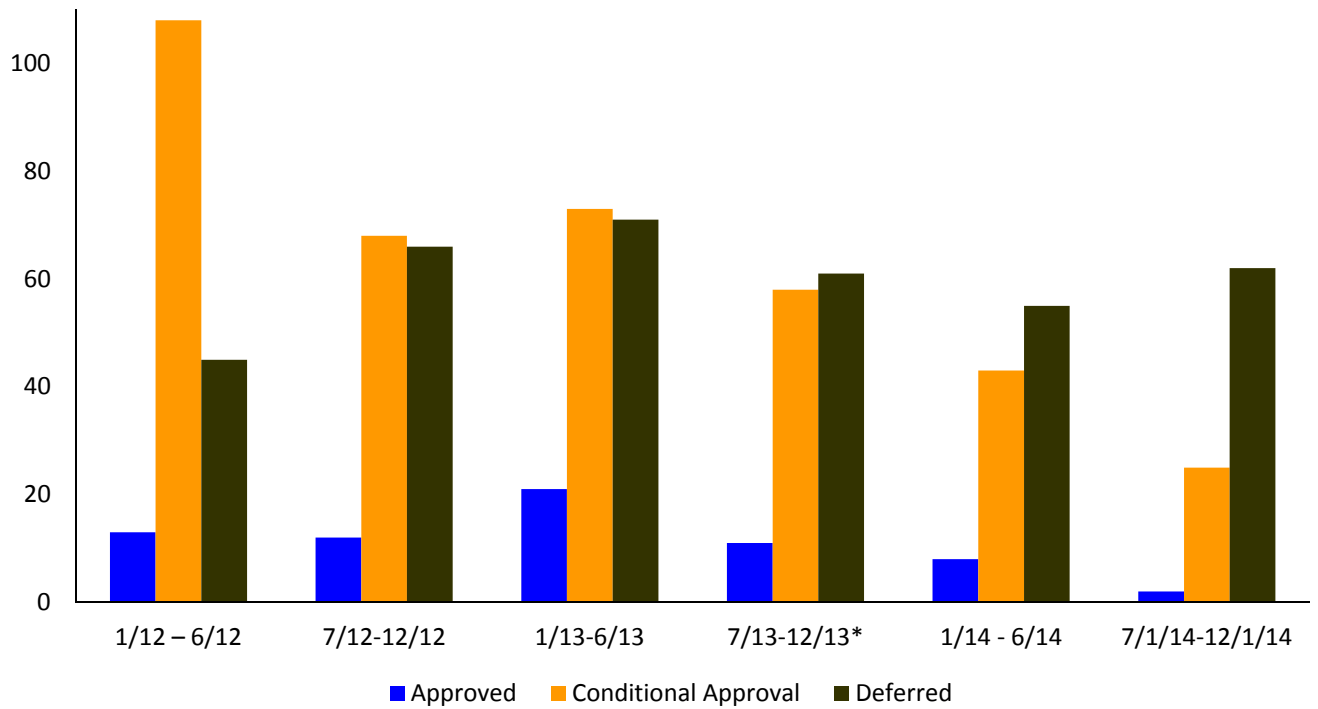
**\*NOTE:** HSD is no longer calculating Turn-Around Times (TAT), distribution of IRB outcomes, or modification frequencies on a quarterly basis. As of Jan 2013, Turn-Around Time metrics will be available in early Feb each year for the period of July-December of the year prior, and in early August for the period of January-June of that year. However, HSD HAS added target Turn-Around Times for full board and expedited applications and ranges.



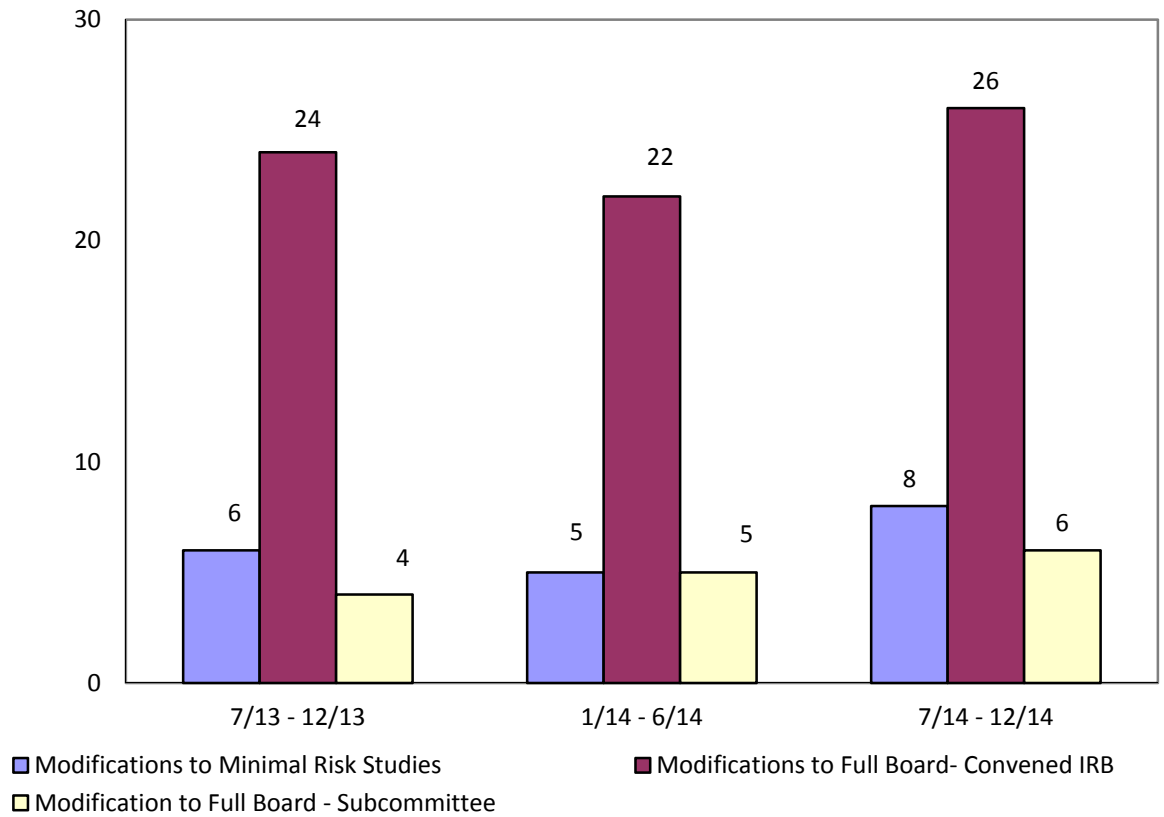
**HSD Quarterly Turn-Around Time for New Applications for Exempt Status**



**HSD Distribution of Outcomes of First Full IRB Review**



### Median Turn-Around Time for Modifications (in Business Days)





**External Trainings**

| Unit  | Session Title  | Action (Training/ Outreach) | Sessions Within the Last 3 Months | Total Attendees Within the Last 3 Months |
|-------|--|-----------------------------|-----------------------------------|--|
| RAPID | Enabling Change Workshop, UW Purchasing  | Training                    | 3                                 | All of UW purchasing; 55 people          |
| RAPID | Embracing Change Workshop- Procurement   | Training                    | 1                                 | 20                                       |
| RAPID | SCTEM change presentation at national conference   | Outreach                    | 1                                 | 50                                       |
| RAPID | Society of Research Administrators Conference  |                             |                                   |  |
| HSD   | HSD Training for UW Researchers: Informal sessions where HSD review staff present to classes and departments about how to apply for IRB approval at UW | Training                    | NA                                | NA                                       |
| ORIS  | SAGE 101   | Training                    | 1                                 | 17                                       |
| ORIS  | SAGE for POD   | Training                    | 1                                 | 14                                       |
| ORIS  | SAGE Budget  | Training                    | 1                                 | 4  |
| OSP   | initiating Subawards via eProcurement  | Training                    | 1                                 | 15                                       |

**Guidance, Training and Outreach - Development & Updating**

| Unit  | Name   | Action (Development / Update) | Description   |
|-------|--|-------------------------------|---|
| RAPID | ADAI strategy planning                         | Guidance                      | Met with leadership team to assess next steps in their process  |
| RAPID | OE Forum                                       | Outreach                      | Facilitated table on dysfunctional teams  |
| RAPID | ORIS Program Leads retreat                     | Guidance/ training            | Designed and facilitated all day retreat for ORIS mid-managers  |
| HSD   | OR Unit Training Group                         | Development                   | Representatives from HSD, ORIS, and OSP are working together to create a centralized OR training website and supporting materials |
| HSD   | Training Program for New Staff                 | Development                   | Continued developing materials and modules for training of new HSD staff  |
| HSD   | Training program for Delta/Streamline Projects | Development                   | Start developing a training program for existing staff for the changes with the Delta/Streamline projects to prepare for Zipline  |
| OSP   | Team A   | Development                   | Meet and greet with Dept. of Education OWLS   |
| OSP   | Team A   | Development                   | Meet and greet with ITHS  |
| OSP   | Team A   | Development                   | Meet and greet with Rehab Med   |
| OSP   | Subawards                                      | Update                        | Process Improvement update RAPN   |
| OSP   | Subawards                                      | Update                        | Process Improvement update FHCRC  |
| OSP   | Subawards                                      | Update                        | Process Improvement update College of Engineering   |
| OSP   | Systems& Ops                                   | Update                        | Special MRAM session on Ariba replacing PAS and what it means to Subawards  |
| OSP   | Systems& Ops                                   | updates                       | Ariba replacing PAS - Subawards to A&S Administrators   |
| OSP   | Systems& Ops                                   | updates                       | Ariba replacing PAS - Subawards to COE  |

|     |  |                   |  |
|-----|--|-------------------|--|
|     |  |                   | Administrators   |
| OSP | Systems& Ops                                       | updates           | web updates re: Ariba replacing PAS  |
| OSP | Team B   | Development       | Meet and Greet with Dept of Surgery  |
| OSP | Rhodes   | Training          | Faculty Grants Management Workshop   |
| OSP | Hawman and Rhodes                                  | Training/Outreach | Office of Animal Welfare (OAW) process sharing session                                       |
| OSP | OSP service group for COE (managers, team members) | Outreach          | College of Engineering (COE) administrators group - sharing new team structure and resources |
| OSP | Lynette  | Development       | Electrical Engineering, GIM 19 process review  |
| OSP | Lynette  | Outreach          | SOM administrators' meeting, general OSP update  |