



# ANNUAL REPORT

Awards and expenditures related to  
research, training, fellowships, and  
other sponsored programs

## FY2013

Prepared by the Office of Sponsored Programs  
and Grant and Contract Accounting for the  
period July 1, 2012 through June 30, 2013

**W**

## CONTENTS

- 3 Letter from Vice Provost for Research Mary Lidstrom
- 4 Highlights: Summary of FY 2013 Awards and Expenditures

### Proposals & Awards

---

- 10 **Schedule 1** Grant and Contract Proposals Submitted, by Direct Sponsor FY 2011 – 2013
- 11 **Schedule 2** Total Grant and Contract Awards, FY 1964 – 2013
- 13 **Schedule 3** Summary of Grant and Contract Awards Received from External Sources 2011 – 2013
- 15 **Schedule 4** Grant and Contract Awards by College/Department, FY 2013

### Expenditures

---

- 21 **Schedule 5** Direct Expenditures from External Support, Including Research, Training, Fellowships and Other Sponsored Programs, by Source of Funds, FY 2009 – 2013
- 24 **Schedule 6** Total Direct Expenditures from External Support by Type of Program and Source of Support, FY 2013
- 26 **Schedule 7** Total Direct Expenditures under Academic Programs; Comparison Among Local, State and Other, and External Support, FY 2013
- 35 **Schedule 8** Total Locally Funded and Funded by State and Others Direct Expenditures Under Organized Research and Other Academic Programs Not Reported Under Regular Academic Departments, FY 2013
- 36 **Schedule 9** Total Direct Expenditures under Local/State and Others and External Support, by School and College, FY 2013
- 37 **Schedule 10** Total Direct Expenditures from External Support by Source of Support and by College and Department, in Millions, FY 2013
- 44 **Schedule 11** Total Direct Expenditures from Non-Federal Support by Source of Support and by College and Department, in Millions, FY 2013
- 50 **Schedule 12** Annual Direct Expenditures under Programs Receiving External Support (Includes Research, Training, Fellowships and Other Sponsored Programs), FY 2012 – 2013
- 51 **Schedule 13** Direct Expenditures from External Support, Including Research, Training, Fellowships and Other Sponsored Programs, by Type of Expenditure, in Millions, FY 2009 – 2013
- 52 **Schedule 14** Direct Expenditures from External Support by Type of Program and by College and Department, FY 2013
- 58 **Schedule 15** Total Direct Expenditures and Indirect Costs by College and Department Under Programs Receiving External Support (Includes Research, Training, Fellowships and Other Programs), FY 2013
- 66 **Schedule 15A** Breakdown of Facilities and Administrative (F&A) Cost by Major Category, FY 2008 (reflects data from last base year, FY 2008)
- 67 **Schedule 16** University Employees Paid from Grant and Contract Funds, FY 2009 – 2013
- 69 **Schedule 17** Royalty Research Fund Awards, January 2009 – September 2013

### Appendices

---

- 72 **Appendix 1** Notes & Definitions
- 73 **Appendix 2** Sources of Funds (Agencies & Organizations) in Schedules 1 and 3

Dear Colleagues,

Research is foundational for the future of the UW. We are transforming the world by providing solutions to society's most pressing issues. We are committed to enabling excellence by investing in targeted initiatives and funding strategies that support our faculty, students and staff, guided by the principles of innovation, scholarship, and discovery.

Our top rankings have been consistent, including those published by the Institute of Higher Education at China's Shanghai Jiao Tong University where the UW placed 16 among the world's top universities (a ranking held since 2007), and 14 nationally. We ranked in the top five in Life and Agricultural Sciences, and Clinical Medicine and Pharmacy. The Higher Education Evaluation & Accreditation Council of Taiwan (HEACT) ranked the UW fourth overall and first in public universities worldwide for the quality and impact of research endeavors.

Fiscal year 2013's total grant and contract awards were \$1.238 billion, tripling our research funding over the last twenty years. From 1974 - 2009 the UW received more federal research funding than any other U.S. public university, and since 2009 in the top two for receipt of federal funding. Since 1969 we have placed among the top five for total funding for all public and private universities in the country. Due to our talented faculty, as well as new research space and facilities that have come online, in the last four years our federal market share has increased 35% from 2% to 2.7%.

A significant indication of the UW intellectual community's strength is the number of grants over \$1 million, currently 43% of total awards (\$529,995 million). Highlighted here is a selection of our high impact grants over \$1 million that demonstrate the breadth and depth of our research talent, as well as strength in collaborative research:

- \$12 million from the US Department of Health & Human Services Administration for Children and Families to support the National Center on Quality Teaching and Learning (NCQTL), a multi-component national effort to reshape and raise quality in Head Start programs. The third year funding of a five-year, \$40 million grant enables UW researchers to turn current research into relevant, usable classroom practices and training materials. PI: Susan Standall; Co-PI: Gail Joseph

- \$1.95 million from the NSF/NIH/USDA to look at infectious disease in Pacific salmon. PI: Kerry-Ann Naish
- \$1.9 million (\$9.6 million over five years) from the NASA Astrobiology Institute for development of a theoretical framework to inform the search for habitable planets and life beyond our Solar System: PI: Victoria S. Meadows
- \$1.85 million from the National Science Foundation for the development of sustainable chemistries and solution-processing methods that yield high-efficiency low-cost solar cells from Earth abundant resources. PI: Hugh W. Hillhouse
- \$1.13 million from the Bill & Melinda Gates Foundation for development of a self-service community impact assessment patron survey and advocacy tools for public access technology products and services offered by public libraries across the United States. PI: Mike Crandall

Despite federal funding challenges, the UW continues to gain strength as we strategically focus our resources on supporting the research enterprise. The effect has been increased competitiveness and collaboration resulting in quality research with impact, and an investment in the future of the UW and our world. I am pleased to present the Office of Research Annual Report for fiscal year 2013.

Sincerely,



Mary Lidstrom  
Vice Provost for Research

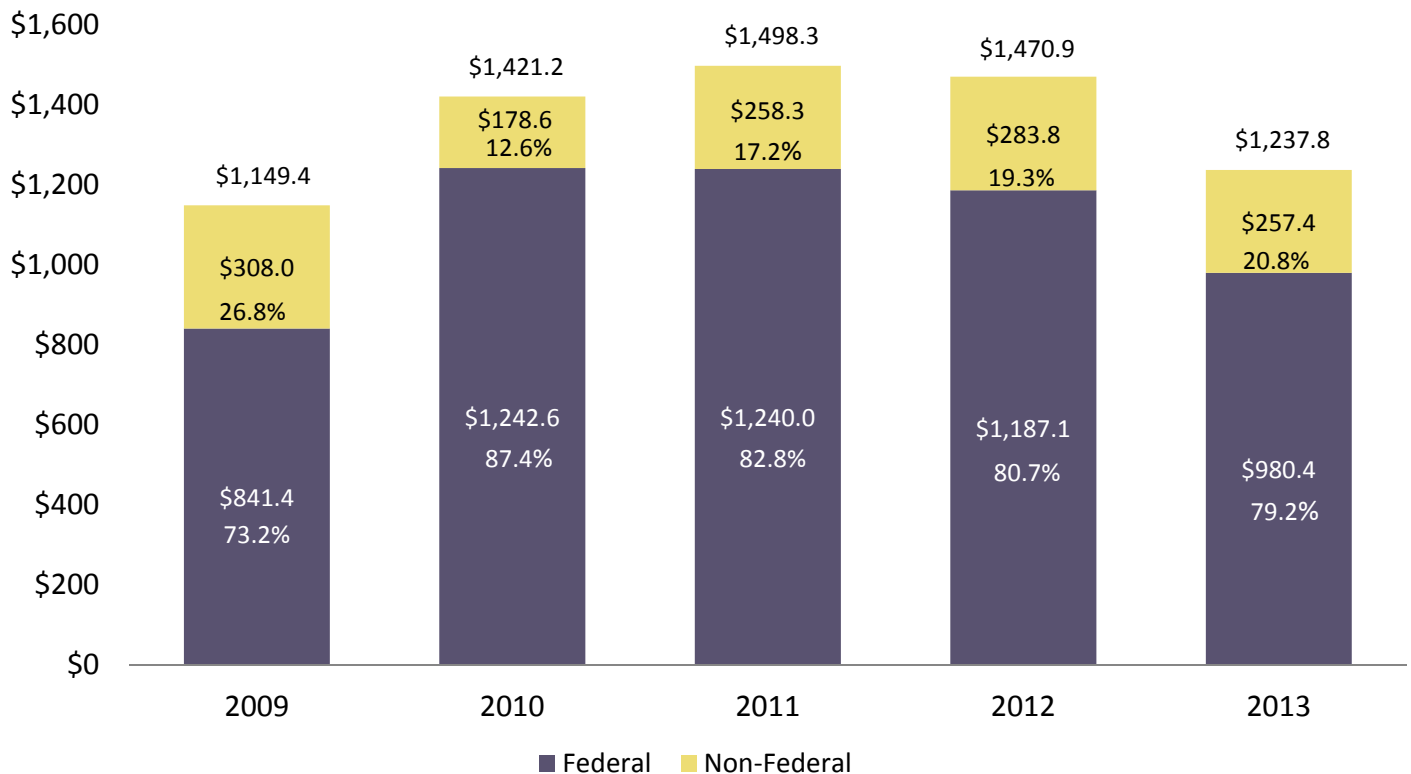
## Highlights: Summary of FY 2013 Awards and Expenditures

### Awards

During Fiscal Year 2013, the University requested \$4.256 billion and was awarded \$1.238 billion in grants and contracts, of which \$8 million was from ARRA. In comparison, the University received \$1.471 billion in Fiscal Year 2012, of which \$7 million was from ARRA.

FY 2013 federal awards totaled \$980 million (79% of the \$1.238 billion total) to support research, equipment, fellowships and traineeships, special programs of instruction, and service programs that support our region and the nation.

**Figure 1: Awards Originating from Federal and Non-Federal Awards, in Millions and Percent of Total Awarded, FY 2009 -2013**

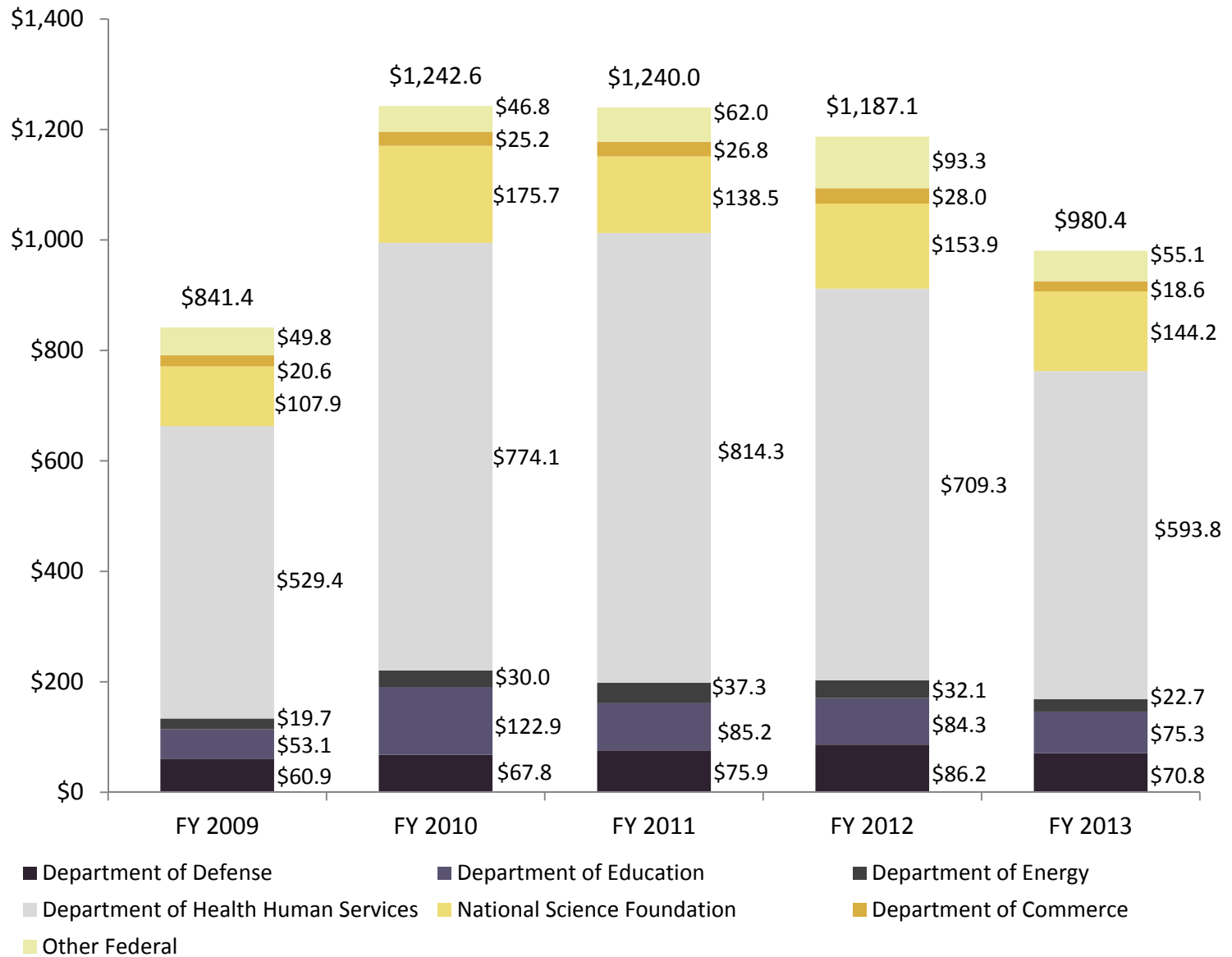


- The originating sponsor is the original source of funds. A direct sponsor can refer to a sponsor who is subcontracting funds to us from an originating sponsor. This schedule shows awards by originating sponsor.
- From 2010 – 2011, additional federal funding under ARRA accounts for the higher levels of funding.
- 2013 federal funding was decreased due to the timing of sequestration. Federal sponsors held off funding awards until the end of the federal fiscal year 2013 (which is the beginning of UW's fiscal year 2014). In fact, UW's FY 2014 Q1 (i.e. the last quarter of the federal FY 2013), saw a 34% increase of federal funding.

## Awards: Federal Support

The FY 2013 federal awards total of \$980 million represents 79% the overall \$1.238 billion.

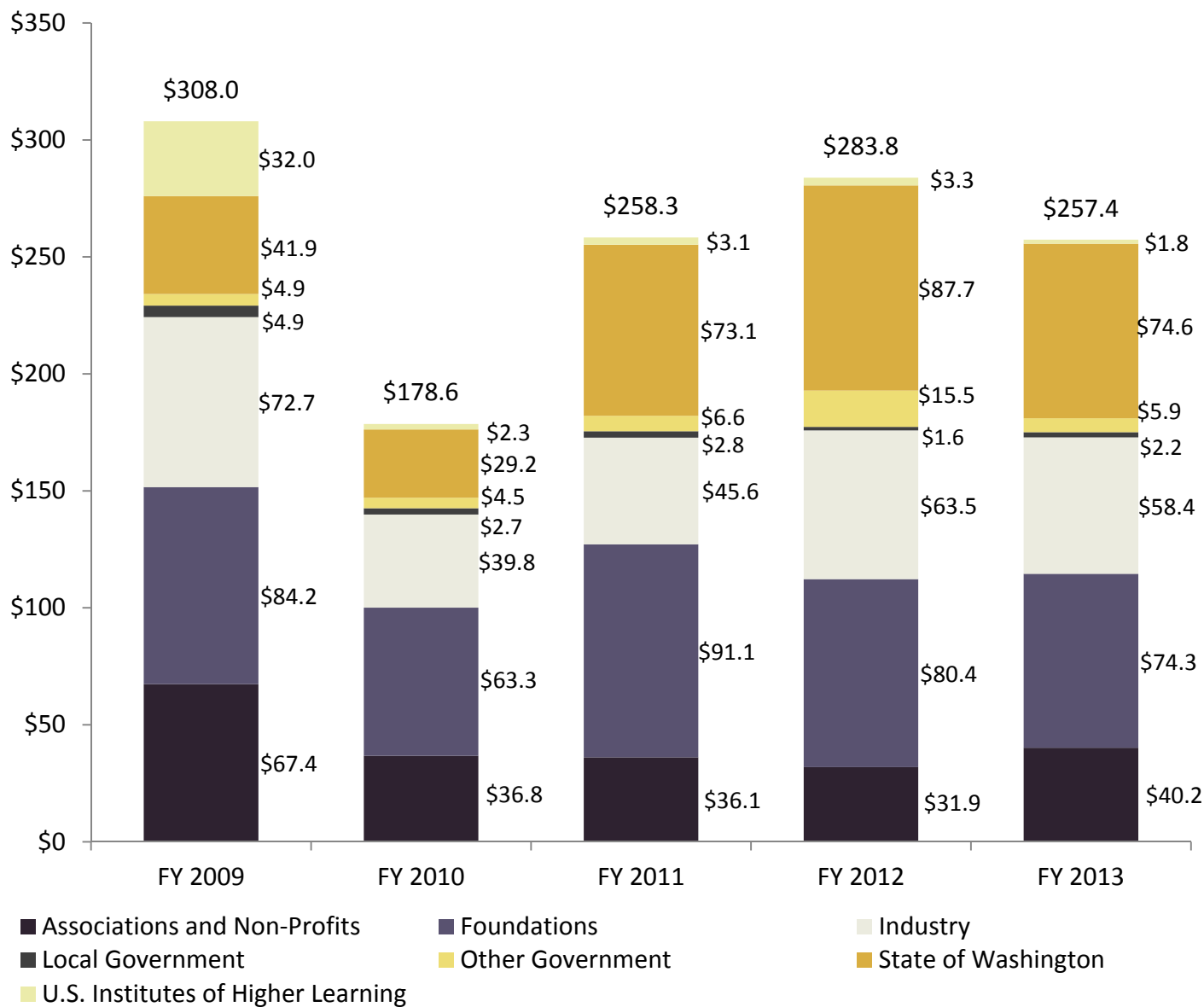
**Figure 2: Awards Originating from Federal Grant and Contract Awards by Year, in Millions, FY 2009 - 2013**



## Awards: Non-Federal Support

The FY 2013 non-federal awards total of \$257 million represents 21% of the overall \$1.238 billion.

**Figure 3: Awards Originating from Non-Federal Grant and Contract Awards by Year, in Millions, FY 2009 - 2013**



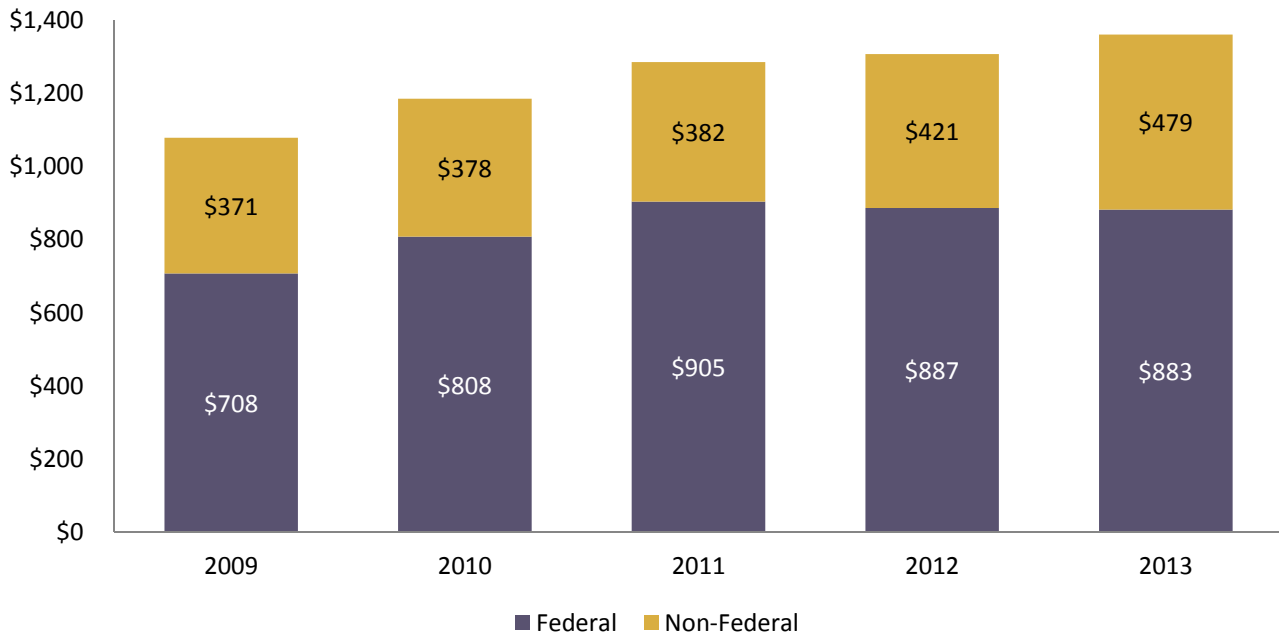
As in the past, the FY 2013 non-federal support includes awards from associations and non-profit organizations, foundations, local and other state governments, U.S. institutions of higher learning, and private industry. The UW has been reaching out to expand on collaborative endeavors by

partnering with regional and international industries in anticipation that these relationships will lead to revitalized growth. Increased support from the UW Center for Commercialization will help in this effort.

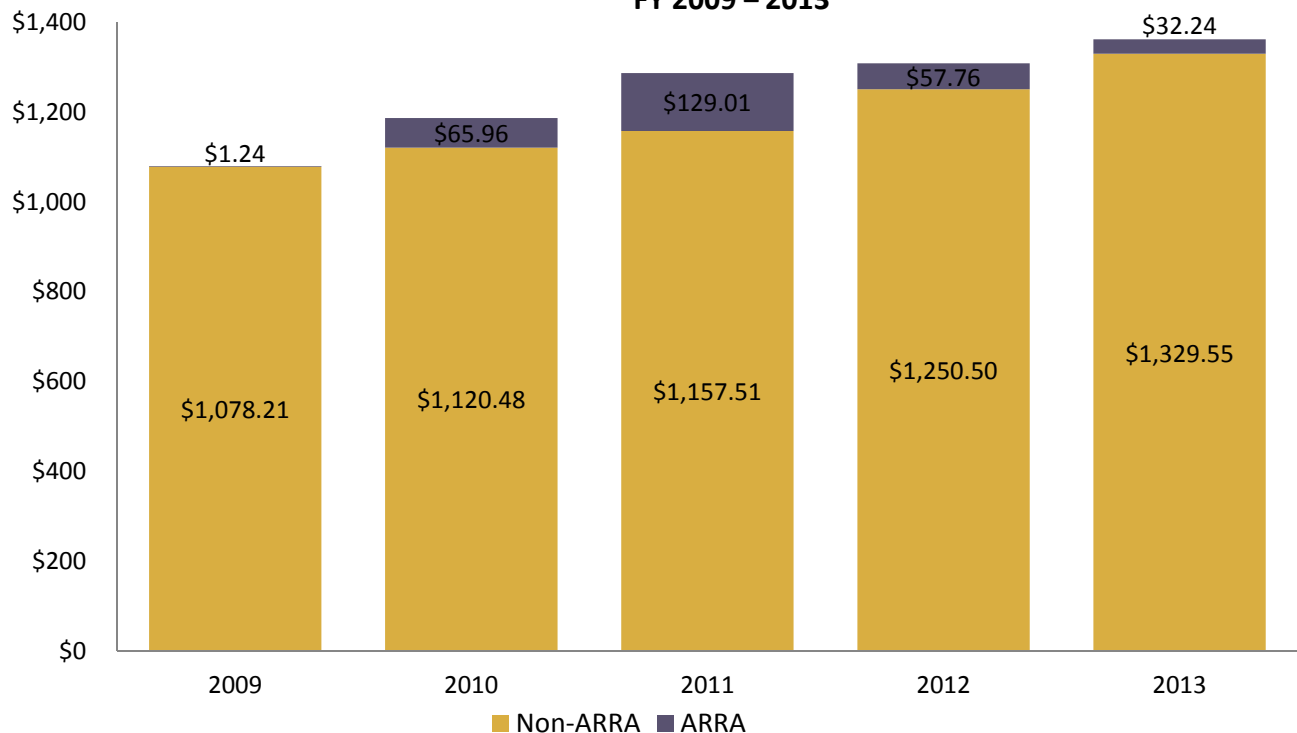
## Expenditures

In the last five years, total expenditures for research at UW have been consistently over \$1 billion. Schedules 5 through 15 delineate sources of support against which these expenditures were made and expenditures by department and college/school.

**Figure 4: Federal and Non-Federal Direct Expenditures, in Millions, FY 2009 – 2013**



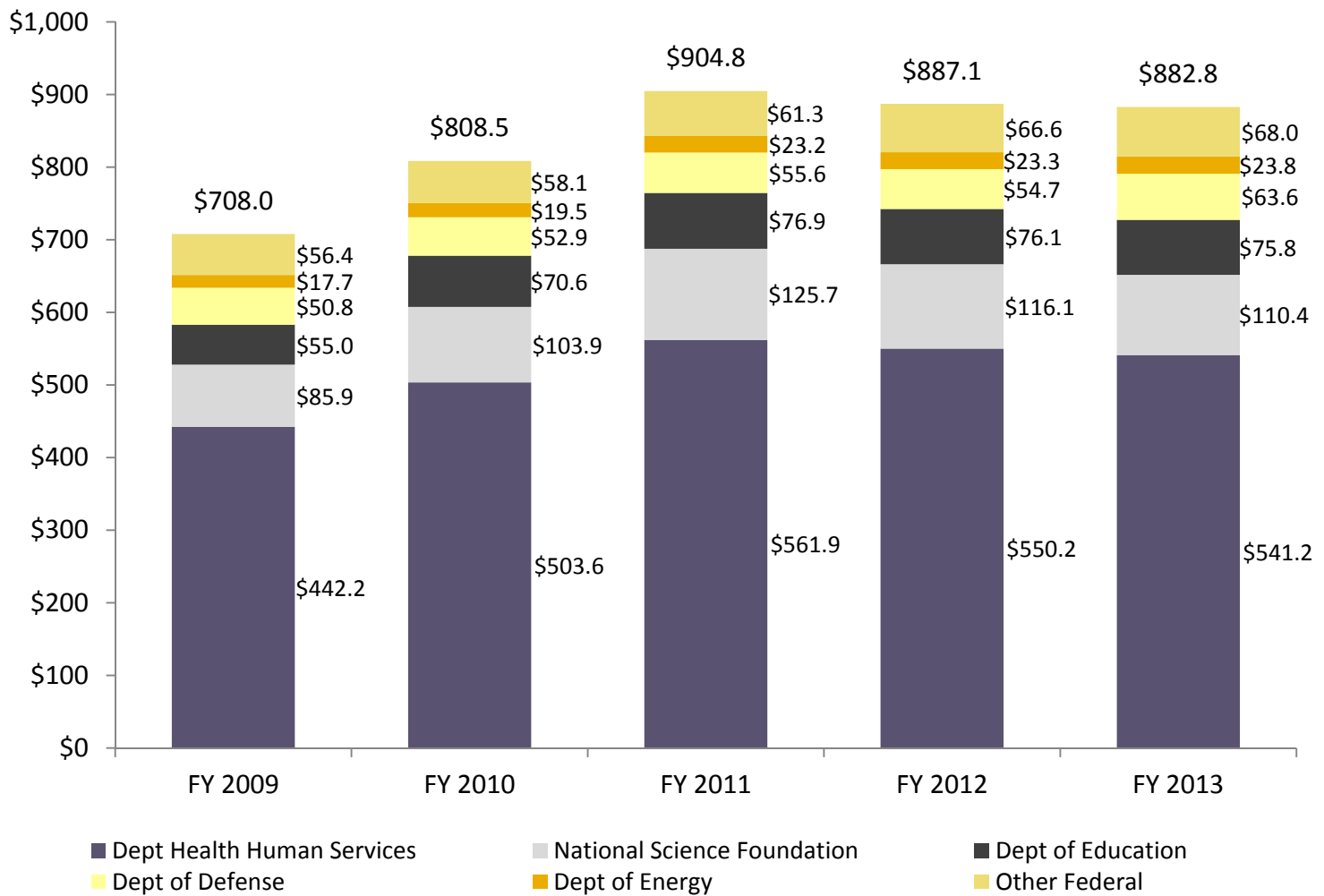
**Figure 5: ARRA and Non-ARRA Direct Expenditures, in Millions, FY 2009 – 2013**



## Federal Expenditures

Of the \$1.362 billion in expenditures, \$1.031 billion were federal funds, which represent 76% of all grant and contract expenditures.

**Figure 6: Federal Direct Expenditures from External Support, in Millions, FY 2009 - 2013**

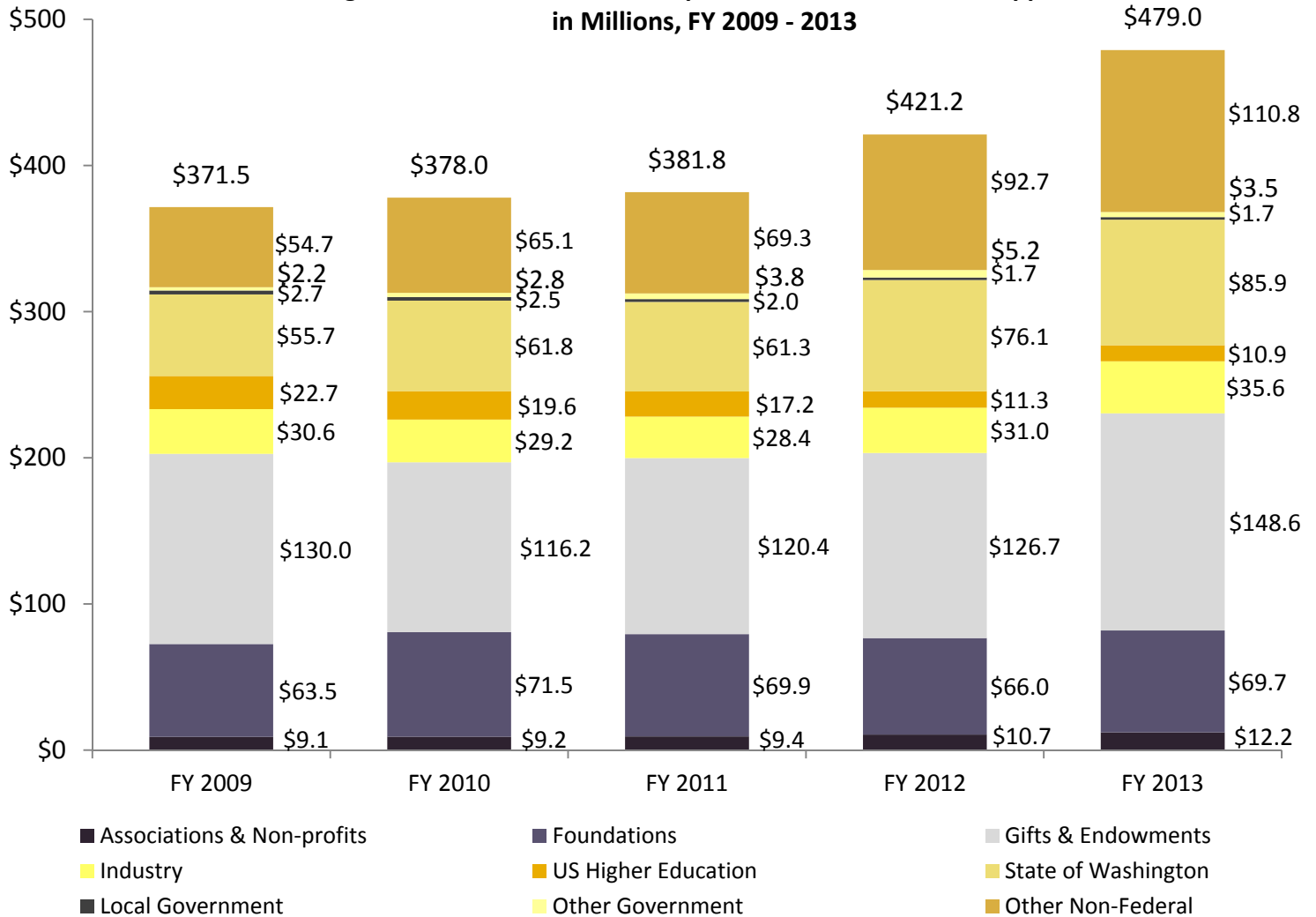




## Non-Federal Expenditures

Non-federal expenditures increased from \$295 million in FY 2012 to \$330 million in FY 2013 and represented 24% of total grant and contract expenditures.

**Figure 7: Non-Federal Direct Expenditures from External Support, in Millions, FY 2009 - 2013**



# Schedule 1: Grant and Contract Proposals Submitted, by Direct Sponsor FY 2011 – 2013

	FY 2011		FY 2012		FY 2013	
	Proposals Submitted	Requested Amount	Proposals Submitted	Requested Amount	Proposals Submitted	Requested Amount
<b>Federal</b>						
Department of Agriculture	25	\$87,784,943	51	\$13,961,823	30	\$7,329,855
Department of Commerce	76	\$61,304,075	67	\$25,310,846	53	\$11,848,883
Department of Defense	149	\$175,004,375	159	\$161,531,110	162	\$192,986,168
Department of Education	44	\$116,956,665	49	\$106,841,437	22	\$31,141,794
Department of Energy	94	\$50,790,274	78	\$43,025,462	74	\$53,913,106
Department of Health and Human Services	1,189	\$2,669,465,487	1,169	\$2,060,839,529	1,193	\$2,440,276,861
Department of the Interior	53	\$3,316,200	59	\$4,838,905	33	\$5,693,928
Department of Transportation	5	\$1,100,518	8	\$4,188,835	10	\$15,398,484
Department of Veterans Affairs	52	\$4,492,746	55	\$5,924,182	48	\$6,352,355
Environmental Protection Agency	18	\$9,894,409	10	\$1,296,974	6	\$1,622,059
National Aeronautics and Space Administration	94	\$27,788,604	93	\$52,029,139	89	\$35,401,831
National Science Foundation	653	\$424,058,144	686	\$492,213,073	620	\$343,906,970
Other Federal	64	\$78,239,127	67	\$90,485,308	60	\$68,040,188
	<b>2,516</b>	<b>\$3,710,195,567</b>	<b>2,551</b>	<b>\$3,062,486,624</b>	<b>2,400</b>	<b>\$3,213,912,482</b>
<b>Non-Federal</b>						
Associations and Non-Profits	1,111	\$282,118,694	1,125	\$335,249,034	1,138	\$467,481,417
Foundations	344	\$108,553,892	377	\$88,061,642	431	\$138,355,610
Industry	556	\$119,559,841	617	\$99,808,651	578	\$89,697,533
Local Government	65	\$9,174,869	52	\$7,072,095	48	\$3,447,423
Other Government	95	\$29,864,463	76	\$14,643,815	85	\$18,392,167
State of Washington	158	\$61,854,800	146	\$47,146,103	173	\$46,203,186
U.S. Institutes of Higher Learning	570	\$241,843,414	590	\$254,458,054	623	\$278,725,019
	<b>2,899</b>	<b>\$852,969,972</b>	<b>2,983</b>	<b>\$846,439,394</b>	<b>3,076</b>	<b>\$1,042,302,355</b>
<b>Grand Total</b>	<b>5,415</b>	<b>\$4,563,165,539</b>	<b>5,534</b>	<b>\$3,908,926,018</b>	<b>5,476</b>	<b>\$4,256,214,837</b>

- Award amounts for previous fiscal years may be adjusted to reflect data changes in the UW's System to Administer Grants Electronically (SAGE).

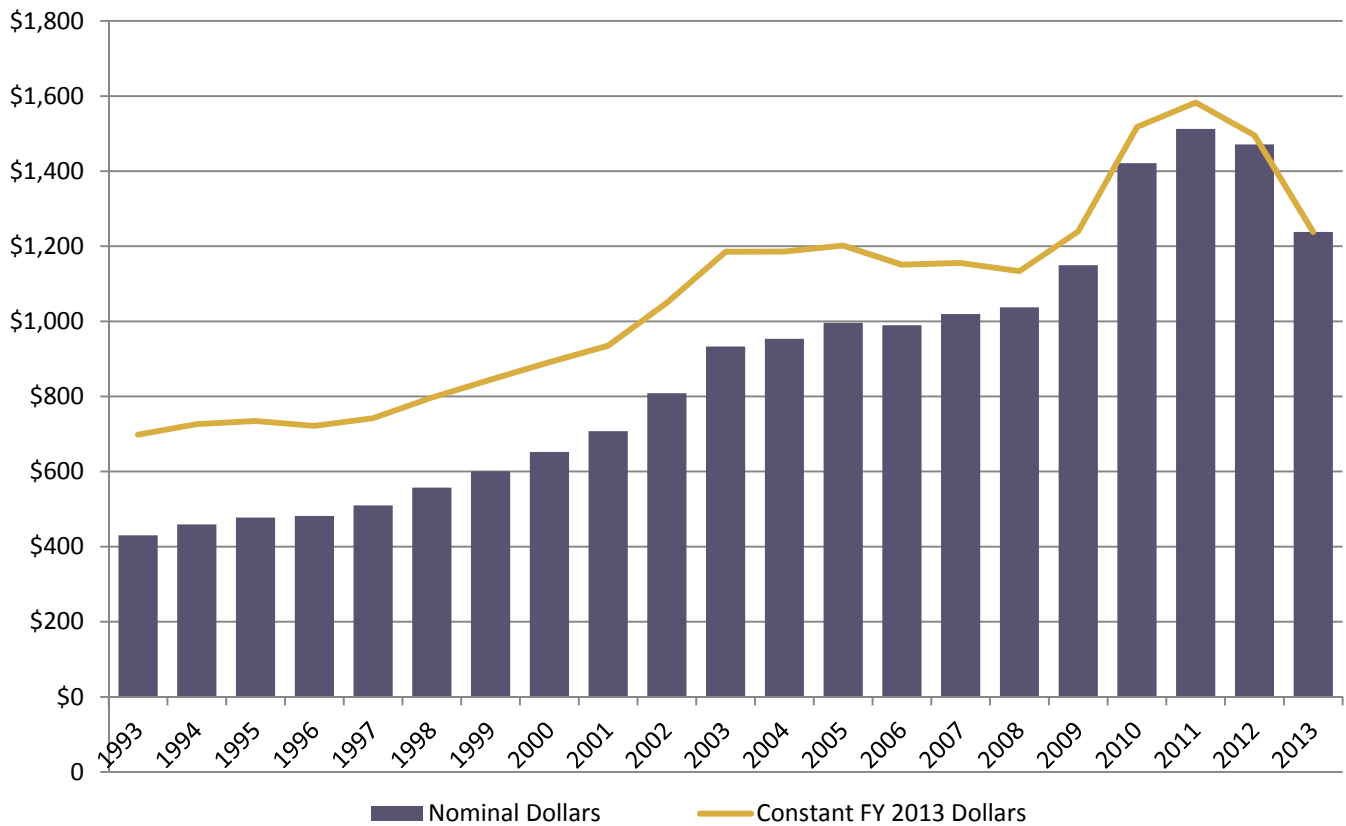
## Schedule 2: Total Grant and Contract Awards FY 1964 – 2013

Year	Total Awards	% Y-O-Y Increase (Decrease)
1964	\$27,652,087	12 %
1965	\$29,366,197	6 %
1966	\$39,375,493	34 %
1967	\$44,963,876	14 %
1968	\$51,681,410	15 %
1969	\$52,316,851	1 %
1970	\$57,867,459	11 %
1971	\$59,835,393	3 %
1972	\$66,132,488	11 %
1973	\$73,432,014	11 %
1974	\$90,734,969	24 %
1975	\$96,464,907	6 %
1976	\$97,664,111	1 %
1977	\$101,438,647	4 %
1978	\$136,899,682	35 %
1979	\$132,025,290	(4) %
1980	\$165,464,239	25 %
1981	\$162,858,259	(2) %
1982	\$163,255,490	0 %
1983	\$171,276,055	5 %
1984	\$203,922,485	19 %
1985	\$213,440,477	5 %
1986	\$237,150,230	11 %
1987	\$252,599,238	7 %
1988	\$288,793,323	14 %

Year	Total Awards	% Y-O-Y Increase (Decrease)
1989	\$310,504,885	8 %
1990	\$345,880,720	11 %
1991	\$356,533,790	3 %
1992	\$413,550,090	16 %
1993	\$430,152,457	4 %
1994	\$458,968,321	7 %
1995	\$477,343,347	4 %
1996	\$481,865,253	1 %
1997	\$509,762,042	6 %
1998	\$557,340,845	9 %
1999	\$600,759,111	8 %
2000	\$652,069,056	9 %
2001	\$707,570,899	9 %
2002	\$808,501,901	14 %
2003	\$932,924,804	15 %
2004	\$953,561,901	2 %
2005	\$995,856,142	4 %
2006	\$989,669,618	(1) %
2007	\$1,019,488,611	3 %
2008	\$1,037,195,021	2 %
2009	\$1,149,358,327	11 %
2010	\$1,421,248,364	24 %
2011	\$1,498,305,756	5 %
2012	\$1,470,910,183	(5) %
2013	\$1,237,783,075	(16) %

- Award amounts for previous fiscal years may be adjusted to reflect data changes in the UW's System to Administer Grants Electronically (SAGE).
- The decline in FY 2012 and 2013 reflects the decrease in ARRA funding in 2012 plus delays in federal awards in 2013.
- Historical FY11 State Financial Aid totals have been changed to reflect the adjustment of funds previously marked as Federal to State. Additionally, funds internal to the UW related to student financial aid erroneously counted in previous years FY11 and FY12 have been removed. Therefore, these updated figures differ from ones listed in previous Annual Reports.

**Schedule 2: Trends in Total Grant and Contract Awards, in Millions**



- “Nominal Dollars” describes award amounts in the year in which they were received. “Constant FY 2013 dollars” indicates awards amounts after adjusting for inflation using the average Consumer Price Index (CPI) values for July 1, 2012 – June 30, 2013, as provided by the Bureau of Labor Statistics.
- The decline in FY 2012 and 2013 reflects the decrease in ARRA funding in 2012 plus the delays in federal awards in 2013.

### Schedule 3: Summary of Grant and Contract Awards by Originating Sponsor (c) Received from External Sources FY 2011–2013 (A)

Awards by Originating Funding Source (A)	FY 2011		FY 2012		FY 2013	
	Amount Awarded	% of Total	Amount Awarded	% of Total	Amount Awarded	% of Total
<b>Federal</b>						
Department of Agriculture	\$4,967,073	0%	\$21,454,630	1%	\$7,513,460	1%
Department of Commerce	\$26,829,627	2%	\$27,963,708	2%	\$18,630,077	2%
Department of Defense	\$75,873,205	5%	\$86,175,031	6%	\$70,807,934	6%
Department of Education	\$30,531,825	2%	\$33,233,650	2%	\$24,246,496	2%
Department of Energy	\$37,300,657	2%	\$32,088,117	2%	\$22,669,747	2%
Department of Health and Human Services	\$814,254,193	54%	\$709,311,074	48%	\$593,768,195	48%
Department of the Interior	\$6,721,100	0%	\$6,427,412	0%	\$7,602,132	1%
Department of Transportation	\$4,135,452	0%	\$5,096,672	0%	\$5,453,064	0%
Department of Veterans Affairs	\$5,673,991	0%	\$6,936,228	0%	\$5,666,433	0%
Environmental Protection Agency	\$13,669,956	1%	\$11,451,707	1%	\$4,560,411	0%
National Aeronautics and Space Administration	\$16,095,450	1%	\$16,271,591	1%	\$16,374,826	1%
National Science Foundation	\$138,507,813	9%	\$153,929,339	10%	\$144,194,613	12%
Other Federal	\$10,743,091	1%	\$25,650,546	2%	\$7,896,482	1%
<b>Sub-Total Federal</b>	<b>\$1,185,303,434</b>	<b>79%</b>	<b>\$1,135,989,705</b>	<b>77%</b>	<b>\$929,383,870</b>	<b>75%</b>
<b>Non-Federal</b>						
Associations and Non-Profits	\$36,087,953	2%	\$31,894,522	2%	\$40,204,158	3%
Foundations	\$91,072,332	6%	\$80,379,409	5%	\$74,319,533	6%
Industry	\$45,551,974	3%	\$63,545,573	4%	\$58,350,814	5%
Local Government	\$2,753,056	0%	\$1,552,422	0%	\$2,204,825	0%
Other Government	\$6,614,542	0%	\$15,478,018	1%	\$5,949,824	0%
State of Washington (B)	\$26,071,592	2%	\$31,408,090	2%	\$10,726,102	1%
U.S. Institutes of Higher Learning	\$3,099,635	0%	\$3,296,319	0%	\$1,750,114	0%
<b>Sub-Total Non-Federal</b>	<b>\$211,251,084</b>	<b>14%</b>	<b>\$227,554,352</b>	<b>15%</b>	<b>\$193,505,370</b>	<b>16%</b>
<b>TOTAL NON STUDENT FINANCIAL AID</b>	<b>\$1,396,554,217</b>	<b>93%</b>	<b>\$1,363,544,057</b>	<b>93%</b>	<b>\$1,122,889,240</b>	<b>91%</b>
<b>Student Financial Aid (D)</b>						
<b>Federal</b>	\$54,703,837	4%	\$51,076,334	3%	\$51,044,371	4%
<b>Non-Federal</b>	\$47,047,392	3%	\$56,289,792	4%	\$63,849,464	5%
<b>TOTAL STUDENT FINANCIAL AID</b>	<b>\$101,751,229</b>	<b>7%</b>	<b>\$107,366,126</b>	<b>7%</b>	<b>\$114,893,835</b>	<b>9%</b>
<b>GRAND TOTAL</b>	<b>\$1,498,305,756</b>	<b>100%</b>	<b>\$1,470,910,183</b>	<b>100%</b>	<b>\$1,237,783,075</b>	<b>100%</b>

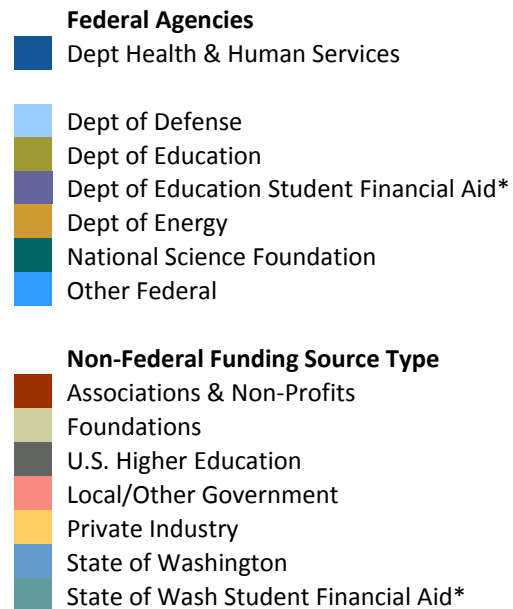
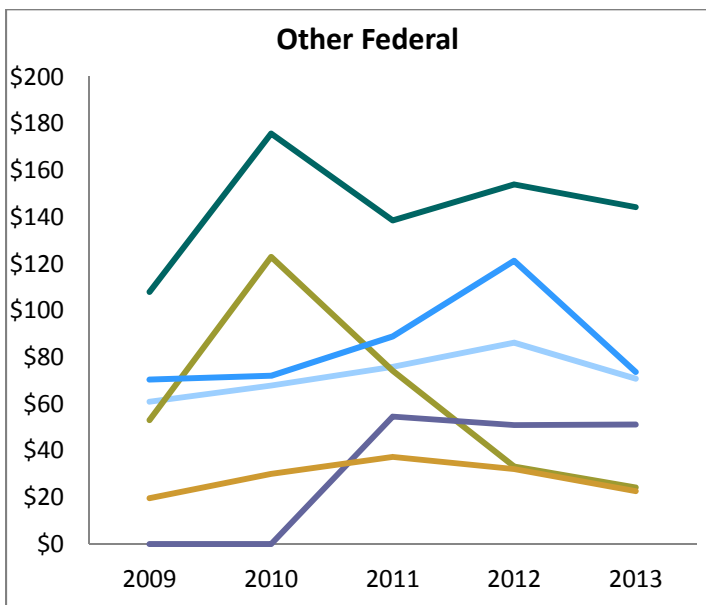
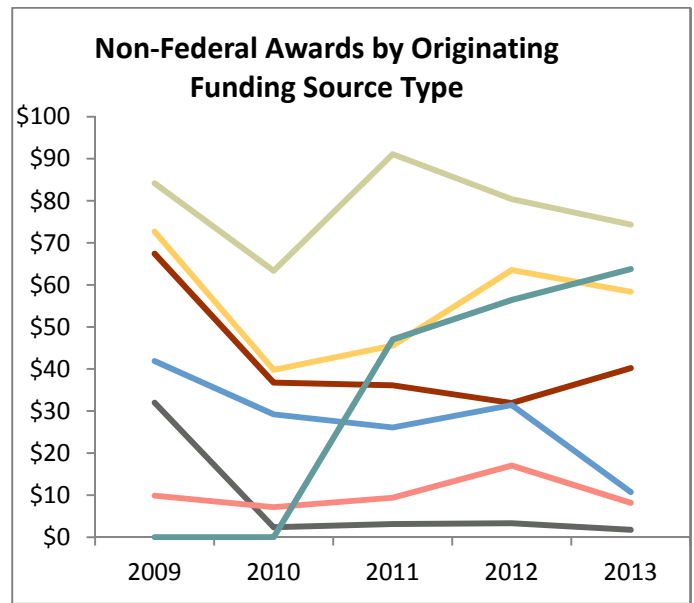
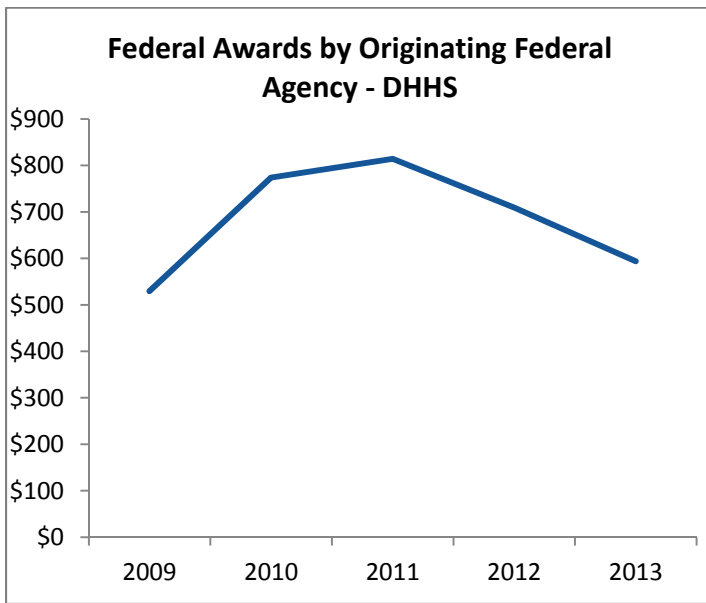
(A) See Appendix 2 for a list of Agencies/Organizations included under major headings.

(B) Includes awards from the Washington State Office of Superintendent of Public Instruction (OSPI), the Washington State Life Sciences Discovery Fund Authority (LSDFA), the Washington State Higher Education Coordinating Board, the Washington State Department of Social and Health Services (DSHS) and the Washington State Department of Health.

(C) The originating sponsor is the original source of funds. A direct sponsor refers to a sponsor who is subcontracting funds to us from an originating sponsor. This schedule shows awards by originating sponsor.

(D) Historical FY11 State Financial Aid totals have been changed to reflect the adjustment of funds previously marked as Federal to State. Additionally funds internal to the UW related to student financial aid erroneously counted in previous years FY11 and FY12 have been removed. Therefore, these updated figures differ from ones listed in previous Annual Reports.

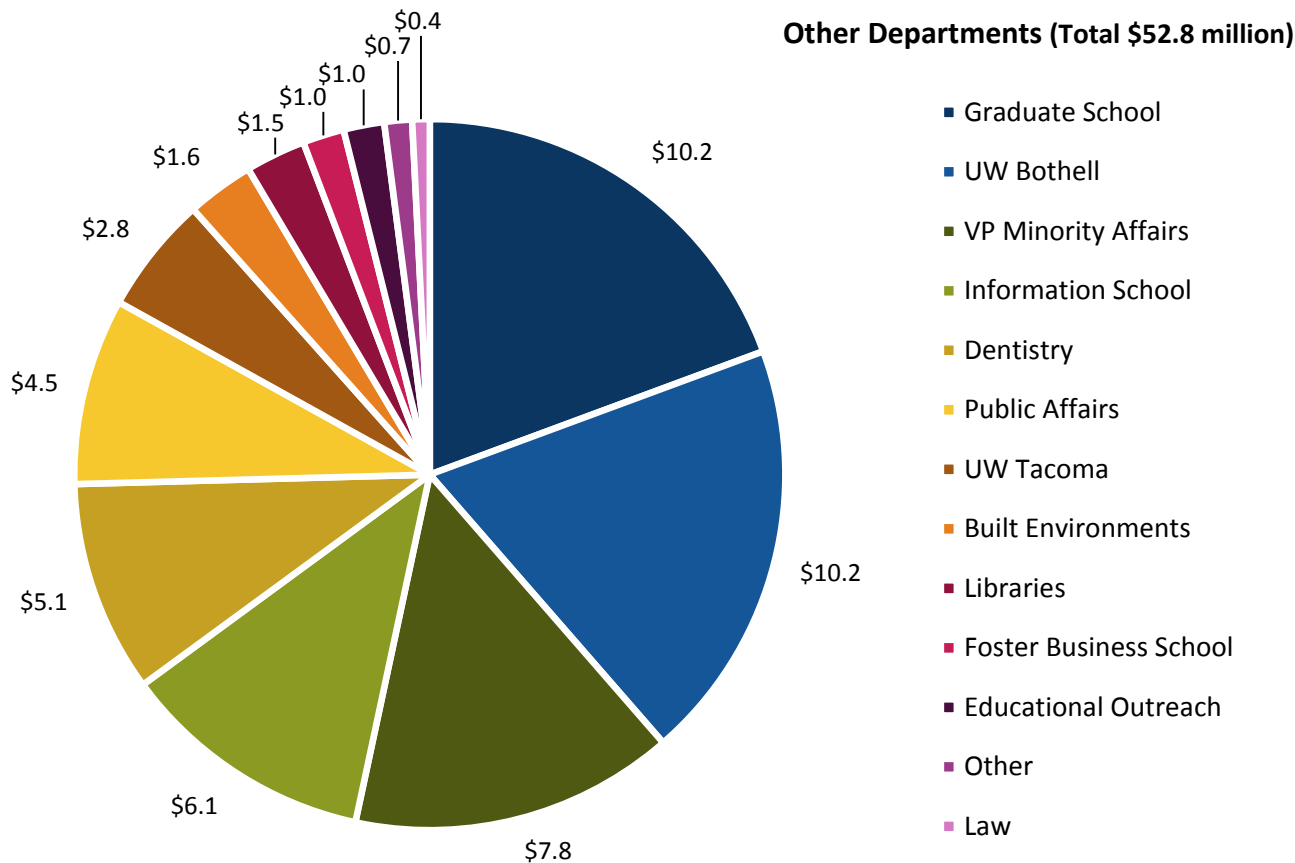
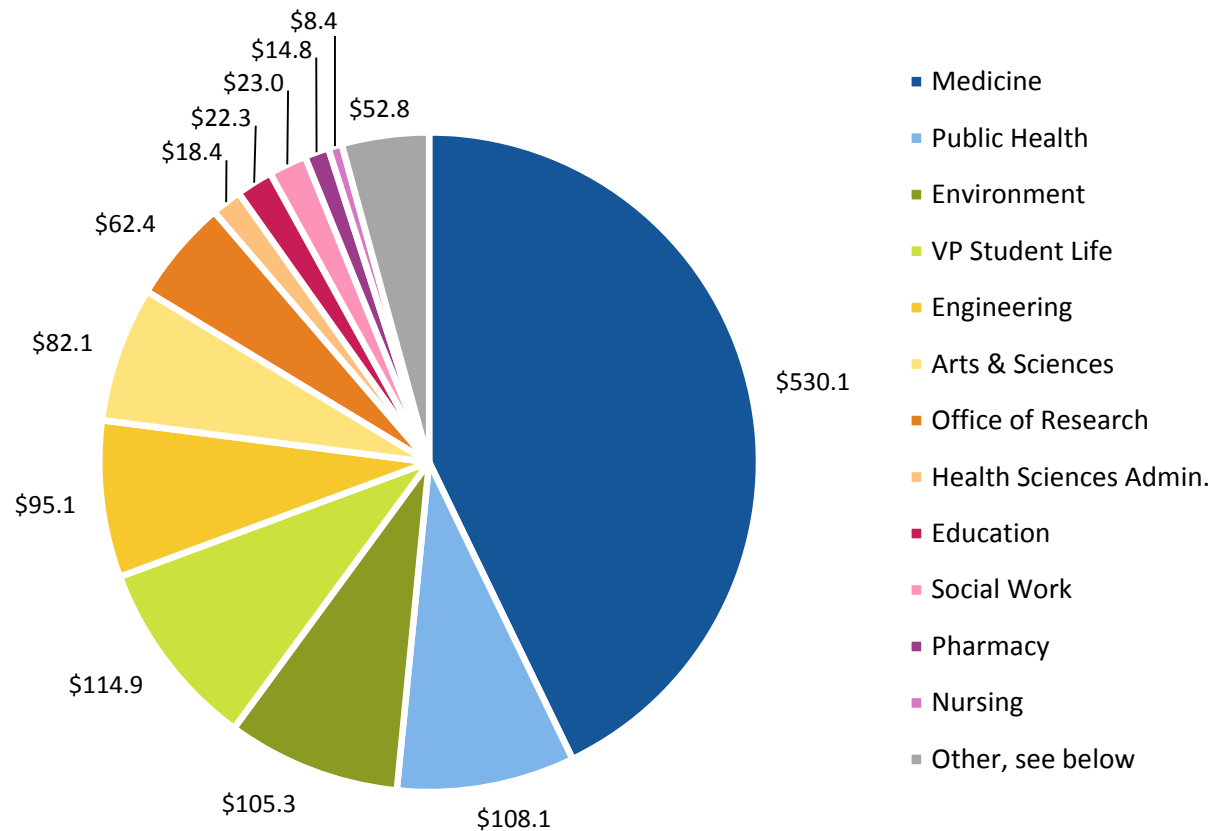
## Schedule 3 Trends in Grant and Contract Awards by Source, in Millions, FY 2009-2013



Student Financial Aid data not available for prior years

Schedule 4: Grant and Contract Awards by College/Department, FY 2013

Grant and Contract Awards by Department (Total \$1.238 billion), in Millions



## Schedule 4: Grant and Contract Awards by College/Department, FY 2013

College/Department	Amount	Award Count	% of Total
<b>College of Arts and Sciences</b>			
American Ethnic Studies	\$40,000	1	0%
Anthropology	\$135,483	6	0%
Applied Mathematics	\$2,061,459	9	0%
Asian Languages and Literature	\$45,000	1	0%
Astronomy	\$5,831,515	40	1%
Biology	\$6,574,652	57	1%
Burke Museum	\$664,882	2	0%
Center for Humanities	\$366,000	3	0%
Center for Statistics and the Social Sciences	\$1,286,019	8	0%
Center for Studies in Demography and Ecology	\$2,291,194	14	0%
Chemistry	\$18,972,392	67	1%
Communication	\$124,320	2	0%
Economics	\$152,697	1	0%
English	\$40,000	2	0%
Geography	\$297,312	3	0%
History	\$12,999	1	0%
Institute for Learning and Brain Sciences	\$4,650,612	9	0%
Institute for Nuclear Theory	\$2,708,280	4	0%
International Studies	\$6,566,882	36	1%
Language Learning Center	\$117,123	1	0%
Linguistics	\$325,721	2	0%
Mathematics	\$2,090,631	20	0%
Physics	\$11,466,363	53	1%
Political Science	\$751,994	4	0%
Psychology	\$8,885,439	61	1%
Public Performing Arts	\$67,220	3	0%
Sociology	\$565,278	3	0%
Speech and Hearing Sciences	\$3,459,681	19	0%
Statistics	\$1,522,373	12	0%
Women's Center	\$50,634	1	0%
	<b>\$82,124,155</b>	<b>445</b>	<b>9%</b>
<b>College of Built Environments</b>			
Architecture	\$1,079,000	3	0%
Construction Management	\$213,612	6	0%
Landscape Architecture	\$71,500	2	0%
Urban Design and Planning	\$248,511	9	0%
	<b>\$1,612,623</b>	<b>20</b>	<b>0%</b>
<b>College of Education</b>			
Coeducational Research	\$1,562,950	8	0%
Department of Education	\$6,604,442	22	0%
Experimental Education Unit	\$14,089,256	8	0%
	<b>\$22,256,648</b>	<b>38</b>	<b>1%</b>



College/Department	Amount	Award Count	% of Total
<b>College of Engineering</b>			
Dean's Office	\$2,536,430	14	0%
Aeronautics and Astronautics	\$6,102,450	33	1%
Bioengineering	\$11,100,366	31	1%
Chemical Engineering	\$10,102,640	40	1%
Civil and Environmental Engineering	\$9,591,415	76	2%
Computer Science and Engineering	\$26,568,160	106	2%
Electrical Engineering	\$12,250,543	92	2%
Human Centered Design and Engineering	\$1,402,556	10	0%
Industrial Engineering Program	\$1,666,999	9	0%
Materials Science and Engineering	\$4,943,698	39	1%
Mechanical Engineering	\$7,772,985	65	1%
Washington State Transportation Center	\$1,030,814	16	0%
	<b>\$95,069,057</b>	<b>531</b>	<b>11%</b>
<b>College of the Environment</b>			
Aquatic and Fishery Sciences	\$11,610,033	131	3%
Atmospheric Sciences	\$6,502,696	52	1%
College of the Environment Initiatives	\$252,352	8	0%
Dean of Environment Initiatives	\$699,349	2	0%
Earth and Space Sciences	\$8,157,165	62	1%
Environmental and Forest Sciences	\$8,116,862	100	2%
Friday Harbor Laboratories	\$861,359	15	0%
Joint Institute for the Study of the Atmosphere and Ocean	\$15,920,467	49	1%
Marine and Environmental Affairs	\$1,723,321	7	0%
Marine Programs Office	\$3,698,980	26	1%
Oceanography	\$47,748,713	65	1%
	<b>\$105,291,297</b>	<b>517</b>	<b>11%</b>
<b>Dean of Libraries</b>			
Dean of Libraries	\$1,451,402	4	0%
	<b>\$1,451,402</b>	<b>4</b>	<b>0%</b>
<b>Educational Outreach</b>			
Academic Programs Contract Credit Standalone	\$50,000	1	0%
Academic Programs Credit Standalone Undergraduate Education	\$884,184	1	0%
UW Educational Outreach International and English Language Programs Grants	\$42,000	1	0%
	<b>\$976,184</b>	<b>3</b>	<b>0%</b>
<b>Evans School of Public Affairs</b>			
Evans School of Public Affairs	\$4,484,434	12	0%
	<b>\$4,484,434</b>	<b>12</b>	<b>0%</b>
<b>Foster Business School</b>			
Finance and Business Economics	\$20,000	1	0%
Global Business Center	\$683,320	3	0%
Leadership Center	\$263,617	2	0%
Management and Organization	\$30,160	1	0%
	<b>\$997,097</b>	<b>7</b>	<b>0%</b>

College/Department	Amount	Award Count	% of Total
<b>Graduate School</b>			
Dean's Office	\$368,372	1	0%
Fellowships	\$8,179,483	12	0%
Molecular and Cellular Biology	\$1,525,122	17	0%
Museology	\$155,170	2	0%
	<b>\$10,228,147</b>	<b>32</b>	<b>1%</b>
<b>Health Sciences Administration</b>			
Alcohol and Drug Abuse Institute	\$4,102,255	16	0%
Center on Human Development and Disability Administration	\$5,864,907	14	0%
Regional Primate Center	\$8,469,204	21	0%
	<b>\$18,436,366</b>	<b>51</b>	<b>1%</b>
<b>Office of Research</b>			
Applied Physics Laboratory	\$61,431,838	283	6%
Office Of Research	\$993,797	2	0%
	<b>\$62,425,635</b>	<b>285</b>	<b>6%</b>
<b>Office of the Provost</b>			
Office of the Provost	\$100,000	1	0%
	<b>\$100,000</b>	<b>1</b>	<b>0%</b>
<b>School of Dentistry</b>			
Dean's Office	\$1,543,315	6	0%
Dental Clinic	\$20,570	1	0%
Oral and Maxillofacial Surgery/ Oral Pathology	\$95,518	1	0%
Oral Health Sciences	\$915,853	10	0%
Oral Medicine	\$98,376	5	0%
Orthodontics	\$32,636	1	0%
Pediatric Dentistry	\$989,109	12	0%
Periodontics	\$976,816	5	0%
Restorative Dentistry	\$419,451	4	0%
	<b>\$5,091,644</b>	<b>45</b>	<b>1%</b>
<b>School of Law</b>			
Law	\$420,478	7	0%
	<b>\$420,478</b>	<b>7</b>	<b>0%</b>

College/Department	Amount	Award Count	% of Total
<b>School of Medicine</b>			
Dean's Office	\$22,866,717	19	0%
Anesthesiology and Pain Medicine	\$7,767,532	37	1%
Biochemistry	\$12,496,889	55	1%
Bioengineering	\$11,100,366	31	1%
Bioethics and Humanities	\$1,443,965	4	0%
Biological Structure	\$6,943,535	32	1%
Biomedical Informatics and Medical Education	\$1,795,595	9	0%
Comparative Medicine	\$1,434,456	12	0%
Family Medicine	\$3,027,502	27	1%
Genome Sciences	\$41,507,429	87	2%
Global Health	\$51,612,508	64	1%
Immunology	\$12,850,807	38	1%
Laboratory Medicine	\$14,617,639	73	2%
Medicine	\$144,765,329	709	15%
Microbiology	\$30,221,128	63	1%
Neurological Surgery	\$6,143,800	49	1%
Neurology	\$5,748,962	50	1%
Obstetrics and Gynecology	\$10,468,979	41	1%
Ophthalmology	\$5,541,554	25	1%
Orthopaedics and Sports Medicine	\$2,214,711	21	0%
Otolaryngology	\$3,707,549	32	1%
Pathology	\$26,722,822	94	2%
Pediatrics	\$18,886,674	70	1%
Pharmacology	\$8,891,805	46	1%
Physiology and Biophysics	\$9,153,516	46	1%
Psychiatry and Behavioral Sciences	\$20,415,336	148	3%
Radiation Oncology	\$253,748	12	0%
Radiology	\$16,655,177	103	2%
Rehabilitation Medicine	\$16,726,627	53	1%
Surgery	\$7,413,438	49	1%
Urology	\$6,726,161	44	1%
	<b>\$530,122,256</b>	<b>2,143</b>	<b>45%</b>
<b>School of Nursing</b>			
Dean's Office	\$133,266	1	0%
Biobehavioral Nursing and Health Systems	\$5,897,679	35	1%
Family and Child Nursing	\$1,081,155	9	0%
Psychosocial and Community Health	\$1,254,904	20	0%
	<b>\$8,367,004</b>	<b>65</b>	<b>1%</b>
<b>School of Pharmacy</b>			
Department of Pharmacy	\$3,030,741	13	0%
Medicinal Chemistry	\$3,896,884	13	0%
Pharmaceutics	\$7,896,239	20	0%
	<b>\$14,823,864</b>	<b>46</b>	<b>1%</b>

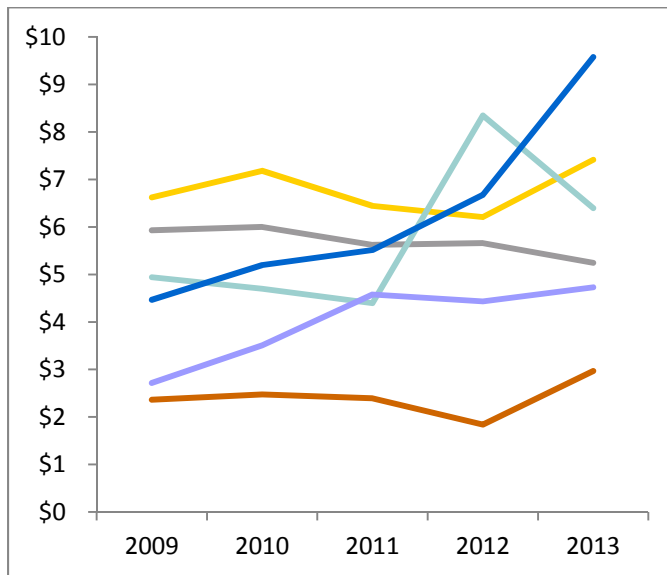
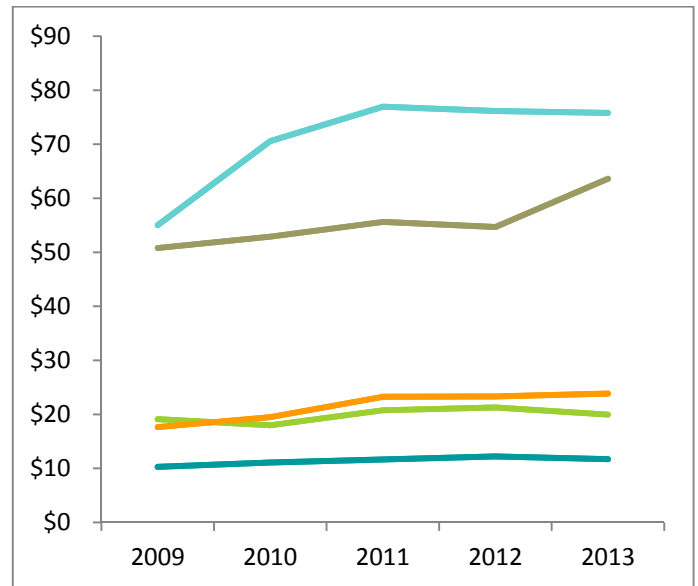
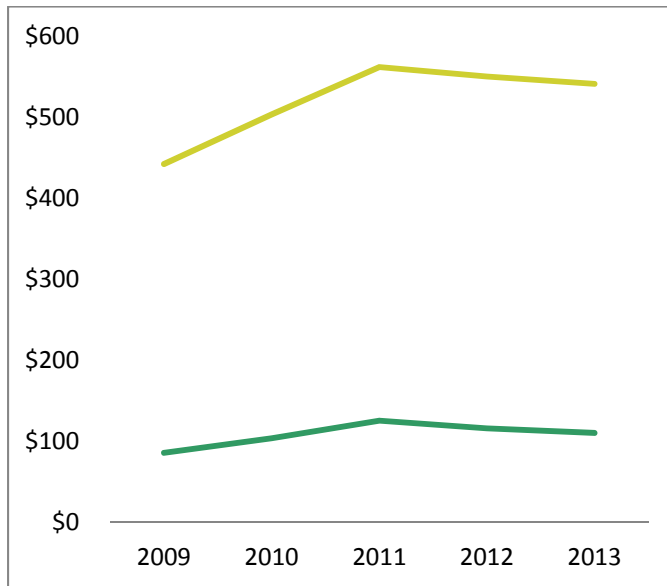
College/Department	Amount	Award Count	% of Total
<b>School of Public Health</b>			
Dean's Office	\$85,802	1	0%
Biostatistics	\$20,258,082	82	2%
Environmental and Occupational Health	\$20,168,760	47	1%
Epidemiology	\$13,937,569	64	1%
Global Health	\$44,276,072	51	1%
Health Services Main	\$9,339,781	60	1%
Pathobiology	\$24,706	1	0%
	<b>\$108,090,772</b>	<b>306</b>	<b>6%</b>
<b>School of Social Work</b>			
School of Social Work	\$23,031,615	70	1%
	<b>\$23,031,615</b>	<b>70</b>	<b>1%</b>
<b>The Information School</b>			
The Information School Research	\$6,117,489	31	1%
	<b>\$6,117,489</b>	<b>31</b>	<b>1%</b>
<b>Undergraduate Academic Affairs</b>			
Undergraduate Academic Affairs	\$252,563	4	0%
	<b>\$252,563</b>	<b>4</b>	<b>0%</b>
<b>UW Bothell</b>			
UW Bothell	\$10,163,626	35	1%
	<b>\$10,163,626</b>	<b>35</b>	<b>1%</b>
<b>UW Finance and Facilities</b>			
Campus Maintenance	\$10,000	1	0%
	<b>\$10,000</b>	<b>1</b>	<b>0%</b>
<b>UW Information Technology</b>			
Network Planning Deployment and Operations	\$300,000	1	0%
	<b>\$300,000</b>	<b>1</b>	<b>0%</b>
<b>UW Tacoma</b>			
UW Tacoma	\$2,826,082	28	1%
	<b>\$2,826,082</b>	<b>28</b>	<b>1%</b>
<b>Vice President for Minority Affairs</b>			
Office of Minority Affairs & Diversity	\$7,795,303	20	0%
	<b>\$7,795,303</b>	<b>20</b>	<b>0%</b>
<b>Vice President Student Life</b>			
Counseling Center	\$23,498	1	0%
No Department (Student Financial Aid)	\$114,893,835	7	0%
	<b>\$114,917,333</b>	<b>8</b>	<b>0%</b>
<b>TOTAL UNIVERSITY OF WASHINGTON</b>	<b>\$1,237,783,075</b>	<b>4,756</b>	<b>100%</b>

(A) These totals are adjusted to reflect agreements between the Deans of the School of Medicine and the College of Engineering for Bioengineering awards.

(B) These totals are adjusted to reflect agreements between the Deans of the School of Medicine and the School of Public Health for Global Health awards.

# Schedule 5: Direct Expenditures from External Support, Including Research, Training and Fellowships, and Other Sponsored Programs, by Source of Funds, in Millions, FY 2009 - 2013

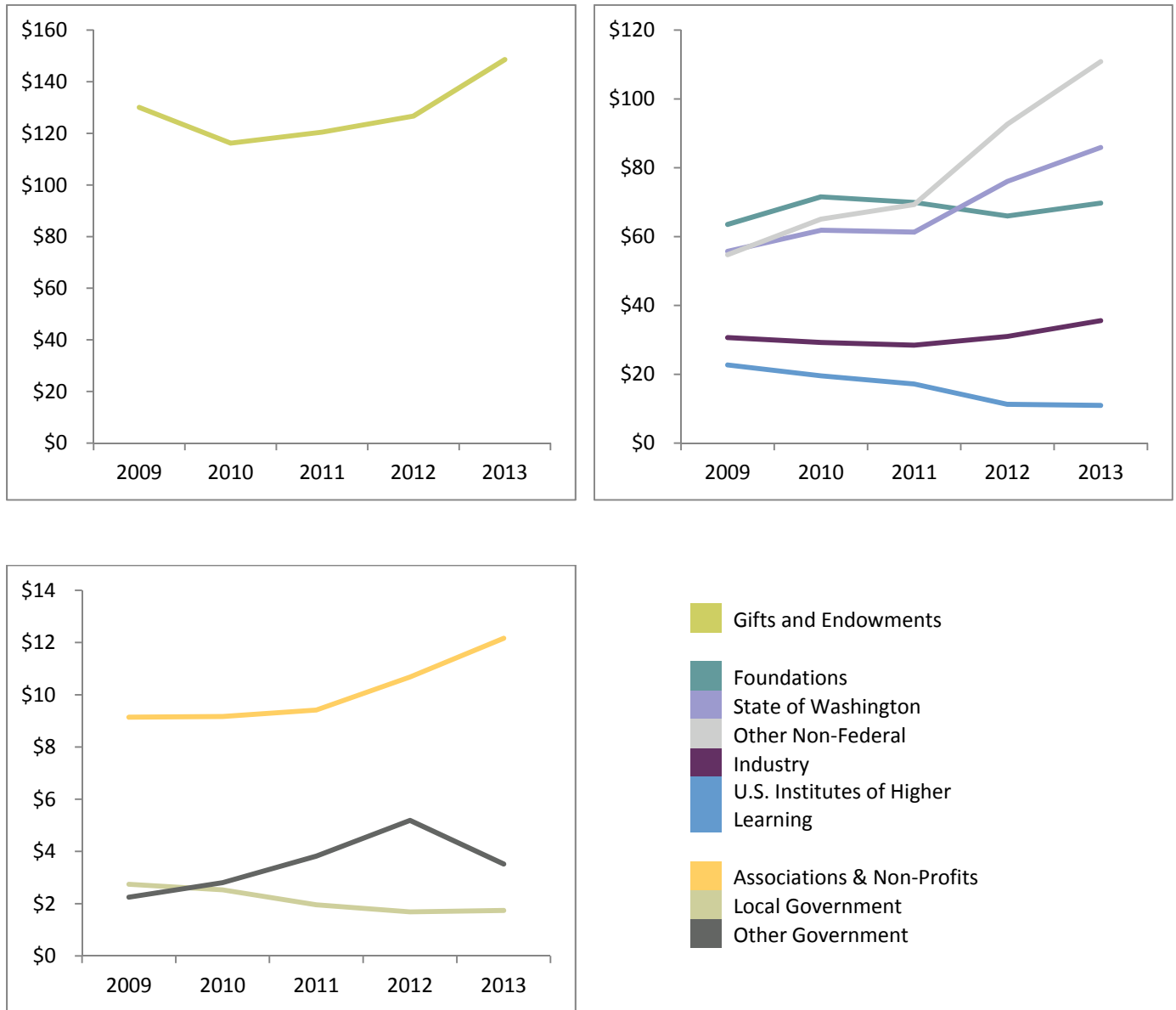
## Expenditures by Federal Funding Source



- Dept. of Health & Human Services
- National Science Foundation
- Dept. of Education
- Dept. of Defense
- Dept. of Energy
- Dept. of Commerce
- National Aeronautics & Space Admin
- Other Federal
- Dept. of Veterans Affairs
- Environmental Protection Agency
- Dept. of Agriculture
- Dept. of the Interior
- Dept. of Transportation

# Schedule 5: Direct Expenditures from External Support, Including Research, Training, Fellowships, and Other Sponsored Programs, by Source of Funds, in Millions, FY 2009 - 2013

## Expenditures by Non-Federal Funding Source

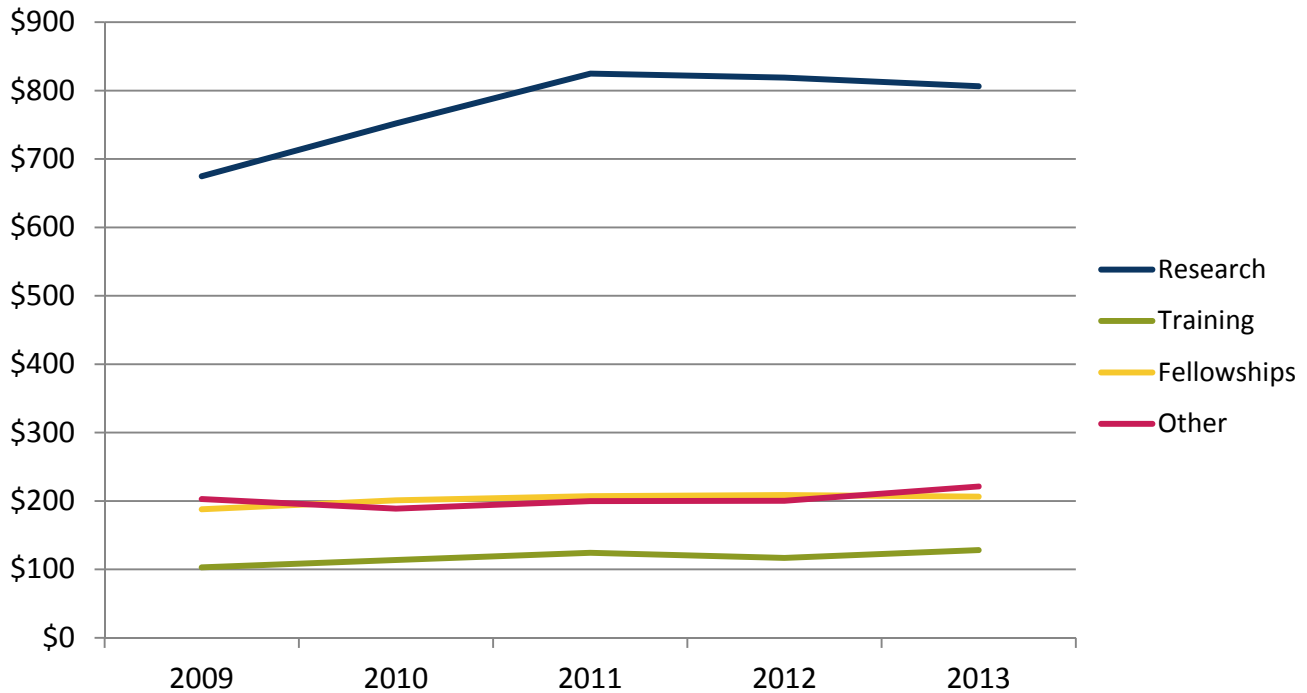


## Schedule 5: Direct Expenditures from External Support Including Research, Training, Fellowships, and Other Sponsored Programs, by Source of Funds, FY 2009 - 2013

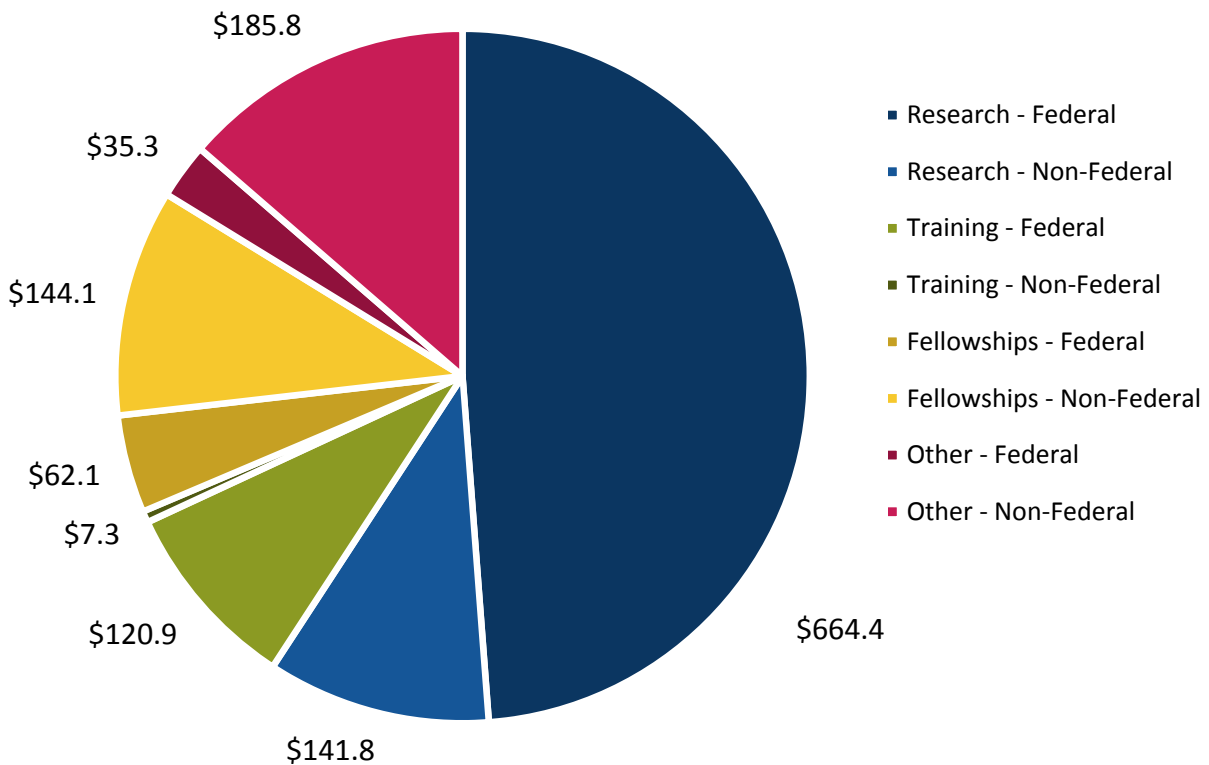
Source of Funds	FY 2009	FY 2010	FY 2011	FY 2012	FY 2013
<b>Federal</b>					
Department of Agriculture	\$4,467,750	\$5,196,751	\$5,515,178	\$6,675,501	\$9,574,523
Department of Commerce	\$19,106,989	\$17,975,080	\$20,755,219	\$21,275,677	\$19,955,982
Department of Defense	\$50,795,275	\$52,899,078	\$55,613,524	\$54,671,665	\$63,602,103
Department of Education	\$55,020,191	\$70,578,046	\$76,932,541	\$76,135,957	\$75,795,436
Department of Energy	\$17,662,310	\$19,488,554	\$23,249,294	\$23,299,875	\$23,843,228
Department of Health and Human Services	\$442,194,189	\$503,556,377	\$561,947,307	\$550,189,149	\$541,191,178
Department of the Interior	\$2,713,420	\$3,505,548	\$4,578,097	\$4,431,493	\$4,728,273
Department of Transportation	\$2,361,745	\$2,471,599	\$2,390,894	\$1,838,564	\$2,967,953
Department of Veterans Affairs	\$5,926,996	\$5,999,087	\$5,620,681	\$5,657,648	\$5,242,953
Environmental Protection Agency	\$4,942,009	\$4,698,388	\$4,396,626	\$8,347,593	\$6,396,094
National Aeronautics and Space Administration	\$10,286,205	\$11,075,256	\$11,640,035	\$12,199,969	\$11,698,543
National Science Foundation	\$85,864,398	\$103,866,457	\$125,688,759	\$116,139,409	\$110,408,385
Other Federal	\$6,622,108	\$7,180,855	\$6,442,367	\$6,208,965	\$7,412,132
	<b>\$707,963,585</b>	<b>\$808,491,077</b>	<b>\$904,770,524</b>	<b>\$887,071,465</b>	<b>\$882,816,783</b>
<b>Non-Federal</b>					
Associations and Non-Profits	\$9,139,681	\$9,166,578	\$9,414,717	\$10,681,747	\$12,163,212
Foundations	\$63,520,993	\$71,534,407	\$69,949,535	\$65,980,955	\$69,725,606
Gifts and Endowments	\$130,033,209	\$116,203,153	\$120,438,252	\$126,668,572	\$148,570,295
Industry	\$30,649,039	\$29,220,320	\$28,420,363	\$30,983,879	\$35,593,397
Local Government	\$2,744,718	\$2,529,334	\$1,956,290	\$1,686,217	\$1,736,434
Other Government	\$2,247,323	\$2,807,740	\$3,822,335	\$5,187,003	\$3,517,222
Other Non-Federal	\$54,744,506	\$65,091,044	\$69,308,449	\$92,669,600	\$110,825,092
State of Washington	\$55,709,342	\$61,840,680	\$61,273,439	\$76,068,231	\$85,893,576
U.S. Institutes of Higher Learning	\$22,698,534	\$19,559,517	\$17,166,838	\$11,267,757	\$10,944,892
	<b>\$371,487,345</b>	<b>\$377,952,773</b>	<b>\$381,750,218</b>	<b>\$421,193,961</b>	<b>\$478,969,726</b>
<b>Total Direct Expenditures</b>	<b>\$1,079,450,930</b>	<b>\$1,186,443,850</b>	<b>\$1,286,520,741</b>	<b>\$1,308,265,426</b>	<b>\$1,361,786,510</b>

## Schedule 6: Total Direct Expenditures from External Support by Type of Program and Source of Support, FY 2013

Direct Expenditures from External Support by Type of Program,  
in Millions, FY 2009 - 2013



Direct Expenditures from External Support by Type of Program and  
Source of Support, in Millions, FY 2013





## Schedule 6: Total Direct Expenditures from External Support by Type of Program and Source of Support, FY 2013

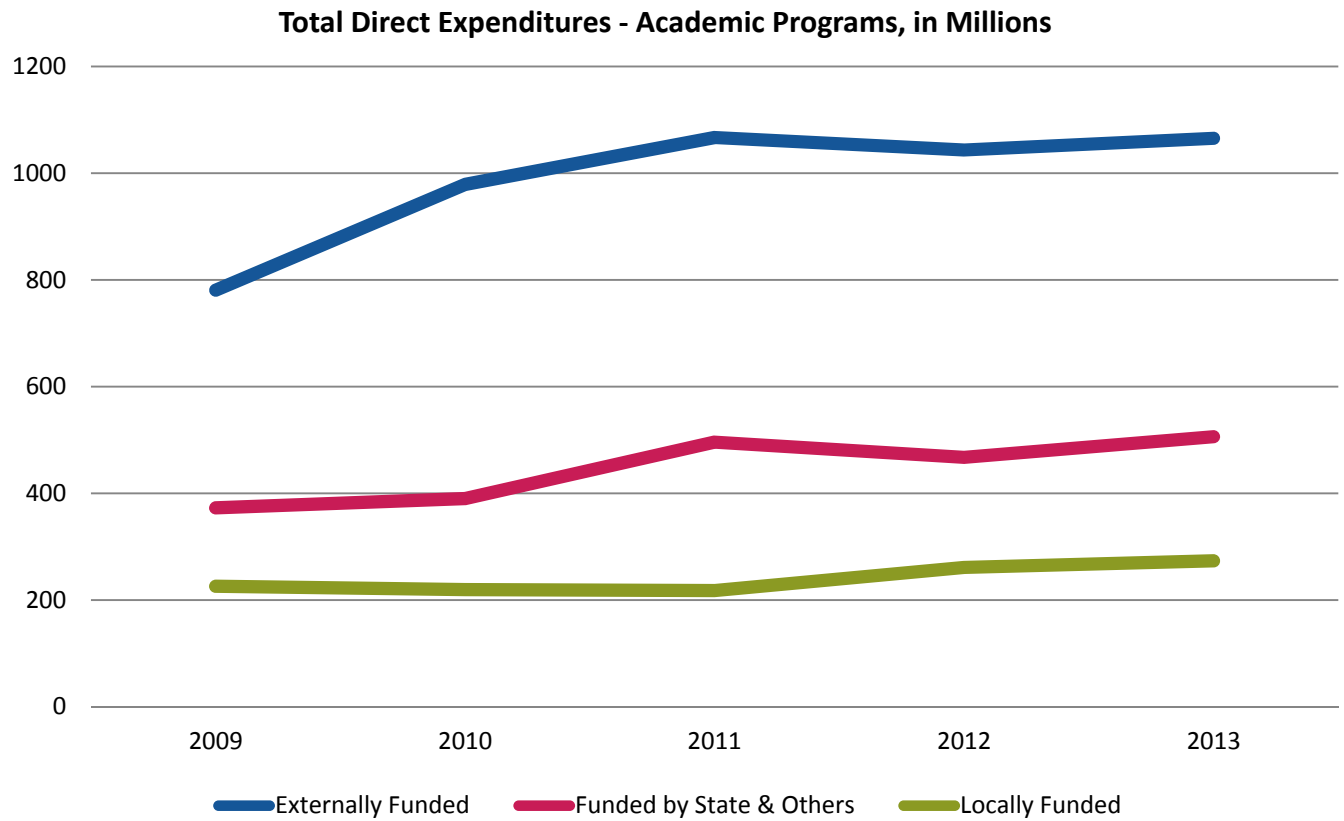
Source of Funds	Research	Training	Fellowships(A)	Other(B)	Total	% of Total
<b>Federal</b>						
Department of Agriculture	\$9,451,621	\$101,251		\$21,651	\$9,574,523	1%
Department of Commerce	\$19,429,355	\$98,503	\$153,333	\$274,792	\$19,955,982	1%
Department of Defense	\$61,870,596	\$970,442	\$96,760	\$664,306	\$63,602,103	5%
Department of Education	\$6,923,235	\$9,823,663	\$50,298,069	\$8,750,470	\$75,795,436	6%
Department of Energy	\$22,102,612	\$88,896	\$131,000	\$1,520,719	\$23,843,228	2%
Department of Health and Human Services	\$418,093,938	\$106,682,014	\$2,120,632	\$14,294,594	\$541,191,178	40%
Department of the Interior	\$3,386,399		\$512,973	\$828,902	\$4,728,273	0%
Department of Transportation	\$2,651,749			\$316,205	\$2,967,953	0%
Department of Veterans Affairs	\$670,063	\$421,433		\$4,151,457	\$5,242,953	0%
Environmental Protection Agency	\$6,091,968	\$3,320	\$100,607	\$200,198	\$6,396,094	0%
National Aeronautics and Space Administration	\$10,324,808	\$675,230	\$586,902	\$111,603	\$11,698,543	1%
National Science Foundation	\$100,119,796	\$1,207,741	\$7,937,156	\$1,143,691	\$110,408,385	8%
Other Federal	\$3,293,882	\$866,766	\$194,781	\$3,056,704	\$7,412,132	1%
	<b>\$664,410,021</b>	<b>\$120,939,259</b>	<b>\$62,132,212</b>	<b>\$35,335,291</b>	<b>\$882,816,783</b>	<b>65%</b>
<b>Non-Federal</b>						
Associations and Non-Profits	\$9,401,896	\$307,885	\$1,270,211	\$1,183,220	\$12,163,212	1%
Foundations	\$61,673,990	\$2,351,016	\$2,534,514	\$3,166,086	\$69,725,606	5%
Gifts and Endowments	\$18,638,325	\$189,951	\$10,269,077	\$119,472,942	\$148,570,295	11%
Industry	\$22,946,619	\$65,956	\$913,166	\$11,667,655	\$35,593,397	3%
Local Government	\$1,308,819	\$375,913		\$51,703	\$1,736,434	0%
Other Government	\$3,045,885	\$180,673	\$132,944	\$157,721	\$3,517,222	0%
Other Non-Federal	\$9,743,311	\$1,263,566	\$62,796,807	\$37,021,409	\$110,825,092	8%
State of Washington (c)	11,101,086	2,145,436	65,973,379	6,673,676	85,893,576	6%
U.S. Institutes of Higher Learning	\$3,973,822	\$390,771	\$205,579	\$6,374,720	\$10,944,892	1%
	<b>\$141,833,753</b>	<b>\$7,271,167</b>	<b>\$144,095,675</b>	<b>\$185,769,131</b>	<b>\$478,969,726</b>	<b>35%</b>
<b>Total</b>	<b>\$806,243,773</b>	<b>\$128,210,427</b>	<b>\$206,227,888</b>	<b>\$221,104,422</b>	<b>\$1,361,786,510</b>	<b>100%</b>

(A) Does not include fellowships awarded directly to students by sponsoring agencies.

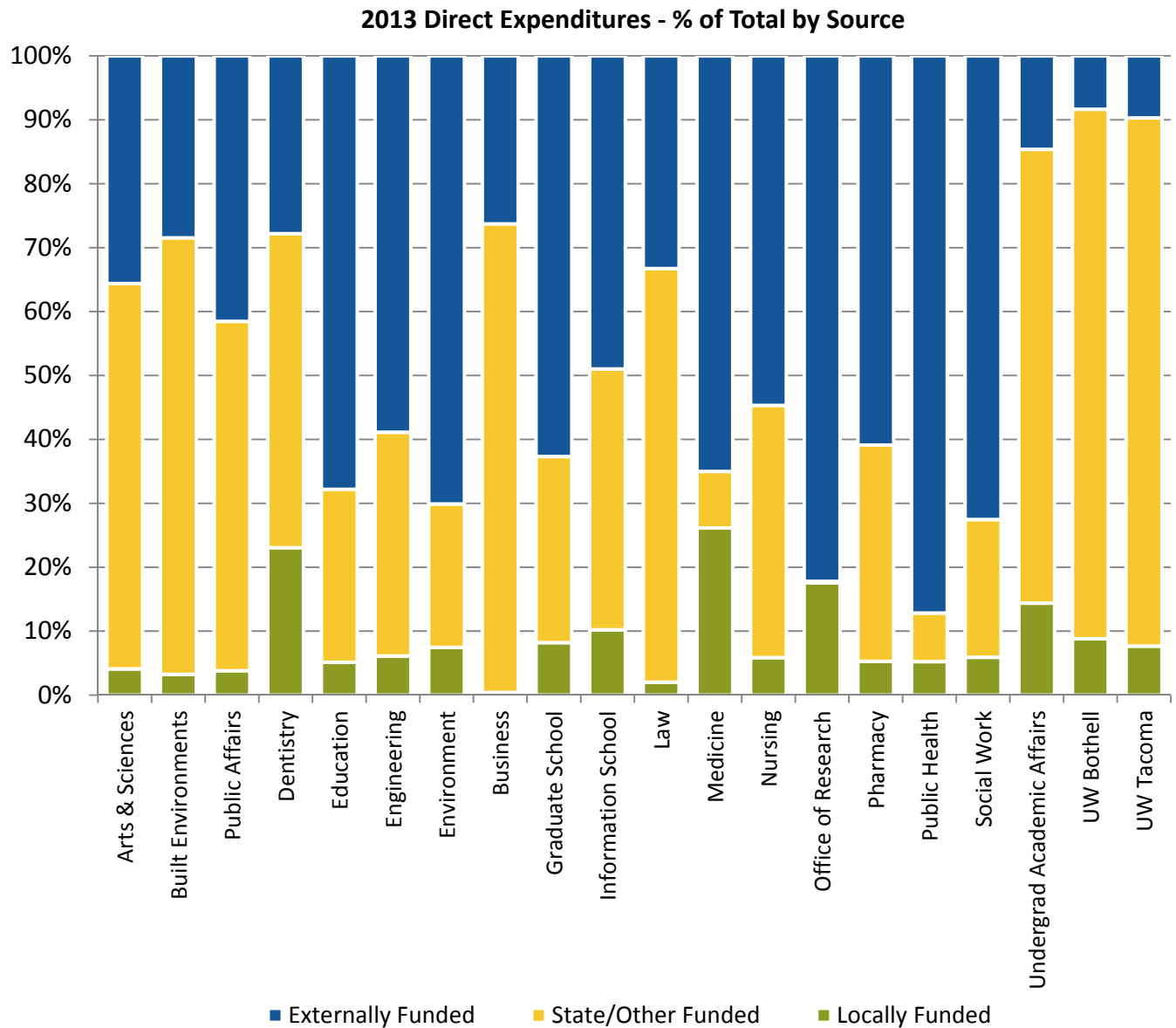
(B) Includes institutes and conferences.

(C) Includes Initiative 171 funds to support research in the Alcohol and Drug Abuse Institute.

**Schedule 7: Total Direct Expenditures under Instruction, Research and Other Academic Programs – Comparison between Local, State and Other, and External Support, FY 2013**



**Schedule 7: Total Direct Expenditures under Instruction, Research and Other Academic Programs – Comparison between Local, State and Other, and External Support, FY 2013**



## Schedule 7: Total Direct Expenditures under Instruction, Research and Other Academic Programs – Comparison between Local/State and Other, and External Support, FY 2013

College and Department	Externally Funded	Funded by State & Others (A)	Locally Funded (A)	Grand Total	% External
<b>College of Arts and Sciences</b>					
Dean's Office	\$327,533	\$4,246,014	\$261,511	\$4,835,058	7%
American Ethnic Studies	\$39,818	\$1,656,813	\$72,648	\$1,769,280	2%
American Indian Studies	\$14,789	\$979,457	\$24,231	\$1,018,478	1%
Anthropology	\$404,275	\$3,286,733	\$115,271	\$3,806,280	11%
Applied Mathematics	\$908,019	\$2,012,236	\$111,556	\$3,031,811	30%
Art	\$553,143	\$5,507,662	\$121,856	\$6,182,662	9%
Arts and Sciences Computing Center		\$1,053,248		\$1,053,248	0%
Arts and Sciences Development	\$258,141	\$16,400		\$274,541	94%
Asian Languages and Literature	\$272,129	\$3,031,807	\$75,023	\$3,378,959	8%
Astronomy	\$5,433,447	\$2,271,832	\$762,292	\$8,467,571	64%
Biology	\$9,317,862	\$8,351,358	\$1,118,949	\$18,788,169	50%
Burke Museum	\$1,792,216	\$2,739,111	\$159,242	\$4,690,569	38%
Center for Digital Arts and Experimental Media	\$7,171	\$1,178,436	\$111,977	\$1,297,584	1%
Center for Humanities	\$429,681	\$738,120	\$22,493	\$1,190,294	36%
Center for Social Science Computation and Research		\$514,430	\$40,185	\$554,616	0%
Center for Statistics and the Social Sciences	\$798,576	\$878,804	\$219,807	\$1,897,187	42%
Center for Studies in Demography and Ecology	\$2,215,916	\$147,501	\$618,475	\$2,981,892	74%
Chemistry	\$14,981,213	\$12,001,527	\$845,556	\$27,828,296	54%
Classics	\$267,441	\$1,303,094	\$6,074	\$1,576,610	17%
Communication	\$490,396	\$3,429,063	\$198,691	\$4,118,149	12%
Comparative History of Ideas	\$22,415	\$635,717	\$1,036	\$659,168	3%
Comparative Literature	\$37,084	\$1,671,495	(\$9,271)	\$1,699,309	2%
Dance	\$57,531	\$869,698	\$73,144	\$1,000,374	6%
Department of Gender, Women & Sexuality Studies	\$10,165	\$1,080,348	\$58,510	\$1,149,023	1%
Drama	\$279,267	\$3,059,445	\$184,165	\$3,522,877	8%
Economics	\$495,633	\$5,154,387	\$43,805	\$5,693,825	9%
English	\$624,844	\$9,397,133	\$33,635	\$10,055,612	6%
Geography	\$256,563	\$2,477,687	\$243,600	\$2,977,850	9%
German	\$76,830	\$1,319,035	\$20,979	\$1,416,844	5%
Henry Art Gallery	\$172,373	\$749,696	\$18,766	\$940,835	18%
History	\$986,920	\$4,837,041	\$129,562	\$5,953,523	17%
Institute for Learning and Brain Sciences	\$5,521,782	\$280,241	\$252,395	\$6,054,418	91%
Institute for Nuclear Theory	\$1,807,316		\$58,544	\$1,865,860	97%
International Studies	\$6,702,354	\$5,465,014	\$221,093	\$12,388,461	54%
Language Learning Center	\$73,602	\$615,385	\$134,818	\$823,804	9%
Law Societies and Justice Program	\$15,752	\$898,807	\$7,014	\$921,573	2%
Linguistics	\$496,211	\$1,530,827	\$15,257	\$2,042,295	24%
Mathematics	\$2,704,813	\$9,054,052	\$72,796	\$11,831,660	23%
Music	\$581,048	\$5,452,114	\$25,743	\$6,058,905	10%

College and Department	Externally Funded	Funded by State & Others (A)	Locally Funded (A)	Grand Total	% External
Near Eastern Languages and Civilization	\$51,699	\$982,717	\$22,062	\$1,056,479	5%
Philosophy	\$150,410	\$2,810,427	\$272,363	\$3,233,200	5%
Physics	\$14,410,735	\$7,972,465	\$1,429,310	\$23,812,510	61%
Political Science	\$789,682	\$4,106,538	\$141,034	\$5,037,254	16%
Psychology	\$7,518,250	\$7,111,238	\$736,478	\$15,365,966	49%
Public Performing Arts	\$425,042	\$812,132	\$176,631	\$1,413,805	30%
Romance Language	\$49,118	\$3,659,026	\$83,471	\$3,791,614	1%
Scandinavian Language	\$347,586	\$976,398	\$10,687	\$1,334,671	26%
Slavic Language	\$13,528	\$1,003,017	\$20,012	\$1,036,557	1%
Sociology	\$492,594	\$3,894,807	\$191,599	\$4,579,001	11%
Speech and Hearing Sciences	\$2,193,425	\$2,106,963	\$399,874	\$4,700,262	47%
Statistics	\$1,453,092	\$2,695,678	\$124,760	\$4,273,531	34%
Women's Center	\$227,543	\$221,917	\$3,890	\$453,350	50%
<b>TOTAL</b>	<b>\$87,556,975</b>	<b>\$148,245,093</b>	<b>\$10,083,601</b>	<b>\$245,885,669</b>	<b>36%</b>

#### College of Built Environments

Dean's Office	\$923,655	\$1,566,838	\$348,938	\$2,839,431	33%
Architecture	\$838,908	\$3,123,840	\$48,434	\$4,011,182	21%
Construction Management	\$301,476	\$1,122,996	\$1,625	\$1,426,097	21%
Landscape Architecture	\$271,389	\$1,021,874	\$1,742	\$1,295,005	21%
Urban Design and Planning	\$1,260,631	\$1,784,724	\$9,776	\$3,055,131	41%
<b>TOTAL</b>	<b>\$3,596,059</b>	<b>\$8,620,272</b>	<b>\$410,515</b>	<b>\$12,626,846</b>	<b>28%</b>

#### College of Education

Dean's Office	\$262,778	\$1,194,655	\$1,235,924	\$2,693,357	10%
Cadet Teaching		\$28,339		\$28,339	0%
Coeducational Research	\$3,652,597	\$55,500	\$50,395	\$3,758,492	97%
Department of Education	\$7,139,514	\$7,362,288	\$80,147	\$14,581,949	49%
Experimental Education Unit	\$11,928,606	\$532,294	\$373,126	\$12,834,025	93%
<b>TOTAL</b>	<b>\$22,983,495</b>	<b>\$9,173,076</b>	<b>\$1,739,591</b>	<b>\$33,896,162</b>	<b>68%</b>

#### College of Engineering

Dean's Office	\$4,793,644	\$4,856,225	\$690,791	\$10,340,659	46%
Aeronautics and Astronautics	\$5,535,855	\$2,762,179	\$455,478	\$8,753,512	63%
Bioengineering	\$10,311,668	\$2,964,466	\$1,636,816	\$14,912,950	69%
Chemical Engineering	\$6,896,919	\$3,066,036	\$779,544	\$10,742,499	64%
Civil and Environmental Engineering	\$9,872,269	\$5,337,032	\$499,576	\$15,708,877	63%
Computer Science and Engineering	\$21,958,313	\$11,478,066	\$2,296,825	\$35,733,205	61%
Electrical Engineering	\$10,719,631	\$8,867,584	\$486,074	\$20,073,289	53%
Human Centered Design and Engineering	\$1,039,254	\$2,190,783	\$84,809	\$3,314,846	31%
Industrial Engineering Program	\$783,547	\$1,630,075	\$108,297	\$2,521,919	31%
Materials Science and Engineering	\$5,624,942	\$2,494,014	\$961,246	\$9,080,202	62%
Mechanical Engineering	\$6,373,580	\$4,874,236	\$792,122	\$12,039,938	53%
Washington State Transportation Center	\$1,069,786		\$31,520	\$1,101,305	97%
<b>TOTAL</b>	<b>\$84,979,409</b>	<b>\$50,520,696</b>	<b>\$8,823,098</b>	<b>\$144,323,203</b>	<b>59%</b>

College and Department	Externally Funded	Funded by State & Others (A)	Locally Funded (A)	Grand Total	% External
<b>College of the Environment</b>					
Dean's Office	\$188,030	\$2,501,537	\$770,317	\$3,459,883	5%
Aquatic and Fishery Sciences	\$10,538,633	\$3,487,792	\$770,711	\$14,797,137	71%
Atmospheric Sciences	\$5,359,164	\$2,530,800	\$605,603	\$8,495,567	63%
Center for Quantitative Science	\$72	\$155,293	\$2,921	\$158,286	0%
College of the Environment Initiatives	\$594,054	\$71,512	\$85,022	\$750,588	79%
Dean of Environment Initiatives	\$809,216			\$809,216	100%
Earth and Space Sciences	\$7,046,686	\$4,702,899	\$487,015	\$12,236,600	58%
Environmental and Forest Sciences	\$13,058,424	\$6,700,899	\$865,678	\$20,625,000	63%
Friday Harbor Laboratories	\$1,705,023	\$60,151	\$1,660,826	\$3,426,000	50%
Joint Institute for the Study of the Atmosphere and Ocean	\$12,966,849	\$72,182	\$814,574	\$13,853,605	94%
Marine and Environmental Affairs	\$736,529	\$834,580	\$12,157	\$1,583,266	47%
Marine Biology		\$23,448		\$23,448	0%
Marine Programs Office	\$2,407,901	\$445,244	\$513,946	\$3,367,092	72%
Oceanography	\$25,857,273	\$3,455,758	\$2,010,006	\$31,323,038	83%
Program on Climate Change	\$344	\$165,710	\$26,217	\$192,271	0%
Program on the Environment	\$34,259	\$785,032	\$39,050	\$858,341	4%
<b>TOTAL</b>	<b>\$81,302,457</b>	<b>\$25,992,839</b>	<b>\$8,664,043</b>	<b>\$115,959,339</b>	<b>70%</b>
<b>Evans School of Public Affairs</b>					
Evans School of Public Affairs	\$3,279,695	\$4,317,732	\$301,152	\$7,898,579	42%
<b>TOTAL</b>	<b>\$3,279,695</b>	<b>\$4,317,732</b>	<b>\$301,152</b>	<b>\$7,898,579</b>	<b>42%</b>
<b>Foster Business School</b>					
Dean's Office	\$4,021,675	\$2,610,504	\$122,108	\$6,754,287	60%
Accounting	\$392,078	\$3,446,462		\$3,838,539	10%
Associate Dean of Academic Affairs	\$6,499			\$6,499	100%
Associate Dean of Masters Programs	\$9,601			\$9,601	100%
Business and Economic Development Center	\$522,375			\$522,375	100%
Center for Innovation and Entrepreneurship	\$532,478	\$286,418	\$12,396	\$831,292	64%
Executive Master of Business Administration	\$22,019			\$22,019	100%
Executive Programs	\$23,258			\$23,258	100%
External Relations	\$1,161,842			\$1,161,842	100%
Finance and Business Economics	\$69,577	\$4,191,564		\$4,261,141	2%
Global Business Center	\$773,914			\$773,914	100%
Information Systems and Operations Management	\$200,895	\$2,939,694		\$3,140,589	6%
Information Technology Support		\$746,800		\$746,800	0%
Leadership Center	\$533,221			\$533,221	100%
Management and Organization	\$59,969	\$4,741,579		\$4,801,548	1%
Marketing and International Business	\$170,874	\$3,491,906		\$3,662,780	5%
Marketing Executive Education Master of Business Administration		\$125,663		\$125,663	0%
Master of Business Administration Business Connections Center	\$40,549	\$772,313		\$812,862	5%
Master of Professional Accounting	\$2			\$2	100%
Seattle Innovation Conference	\$50			\$50	100%

College and Department	Externally Funded	Funded by State & Others (A)	Locally Funded (A)	Grand Total	% External
Technology Management Master of Business Administration Master of Information Systems	\$7,230			\$7,230	100%
Undergraduate Programs Office	\$140,487	\$886,279		\$1,026,765	14%
<b>TOTAL</b>	<b>\$8,688,592</b>	<b>\$24,239,183</b>	<b>\$134,504</b>	<b>\$33,062,278</b>	<b>26%</b>

#### Graduate School

Dean's Office	\$474,884	\$2,894,217	\$35,825	\$3,404,926	14%
Academic Affairs	\$3,307	\$40,010		\$43,317	8%
Achievement Rewards for College Scientists	\$541,850			\$541,850	100%
Astrobiology	\$1,158		\$2,904	\$4,061	29%
Biomolecular Structure and Design		\$23,482		\$23,482	0%
Center for Teaching and Learning	\$3,780	\$345,546	\$30,464	\$379,790	1%
Communications			\$6,143	\$6,143	0%
Council on American Islamic Relations			\$44,933	\$44,933	0%
Fellowships	\$8,700,773			\$8,700,773	100%
Forum on Science Ethics and Policy	\$2,573			\$2,573	100%
Graduate and Professional Student Senate			\$3,000	\$3,000	0%
Graduate Enrollment Management Services			\$28,804	\$28,804	0%
Graduate Opportunities and Minority Achievement Program	\$255,075	\$431,118	\$21,669	\$707,861	36%
Graduate School Fund for Excellence and Innovation Operations	\$541,024	\$707,021	\$567,900	\$1,815,945	30%
Graduate School Fund for Excellence and Innovation Units	\$23,000		\$152,717	\$175,717	13%
Lectureships	\$105,698			\$105,698	100%
Molecular and Cellular Biology	\$1,429,561	\$768,923	\$225,125	\$2,423,609	59%
Museology	\$26,703			\$26,703	100%
Near and Middle Eastern Studies	\$0	\$33,808	\$18,234	\$52,042	0%
Neurobiology and Behavior	\$3,931	\$135,348	\$289,846	\$429,126	1%
Postdoctoral Affairs			\$1,850	\$1,850	0%
Quantitative Ecology and Resource Management	\$704	\$67,916	\$29,269	\$97,889	1%
Student Affairs			\$6,632	\$6,632	0%
Urban Design and Planning		\$57,110	\$6,366	\$63,475	0%
UW Press	\$172,520	\$206,589	\$136,252	\$515,361	33%
<b>TOTAL</b>	<b>\$12,286,541</b>	<b>\$5,711,088</b>	<b>\$1,607,933</b>	<b>\$19,605,561</b>	<b>63%</b>

#### Office of Research

Applied Physics Laboratory	\$62,447,242	\$34,683	\$1,966,876	\$64,448,801	97%
eScience Institute		(\$14,045)	(\$2,100)	(\$16,145)	0%
Human Subjects Division	\$42,922		\$3,091,491	\$3,134,412	1%
Office Of Research	\$401,350	\$149,823	\$2,674,746	\$3,225,918	12%
Office of Research Information Services	\$1,025,312		\$3,319,811	\$4,345,123	24%
Office of Sponsored Programs	\$1,276,640		\$2,889,604	\$4,166,244	31%
<b>TOTAL</b>	<b>\$65,193,465</b>	<b>\$170,461</b>	<b>\$13,940,427</b>	<b>\$79,304,353</b>	<b>82%</b>

College and Department	Externally Funded	Funded by State & Others (A)	Locally Funded (A)	Grand Total	% External
<b>School of Dentistry</b>					
Dean's Office	\$4,309,384	\$4,736,792	\$1,042,972	\$10,089,148	43%
Dental Clinic	\$20,570		\$755,758	\$776,328	3%
Endodontics	\$35,239	\$681,179	\$1,607	\$718,024	5%
Oral and Maxillofacial Surgery/ Oral Pathology	\$204,890	\$692,636	\$2,091,933	\$2,989,459	7%
Oral Health Sciences	\$906,181	\$1,371,492	\$648,941	\$2,926,614	31%
Oral Medicine	\$260,837	\$1,103,245	\$633,265	\$1,997,347	13%
Orthodontics	\$351,222	\$793,683	\$74,569	\$1,219,473	29%
Pediatric Dentistry	\$791,049	\$768,825	\$26,128	\$1,586,001	50%
Periodontics	\$592,266	\$1,134,717	\$1,213,471	\$2,940,454	20%
Restorative Dentistry	\$385,527	\$2,600,053	\$29,120	\$3,014,700	13%
<b>TOTAL</b>	<b>\$7,857,166</b>	<b>\$13,882,620</b>	<b>\$6,517,763</b>	<b>\$28,257,548</b>	<b>28%</b>
<b>School of Law</b>					
Law	\$7,549,787	\$11,934,934	\$465,539	\$19,950,260	38%
Law Library	\$120,553	\$2,977,435	\$0	\$3,097,988	4%
<b>TOTAL</b>	<b>\$7,670,339</b>	<b>\$14,912,369</b>	<b>\$465,539</b>	<b>\$23,048,248</b>	<b>33%</b>
<b>School of Medicine</b>					
Dean's Office	\$48,184,873	\$15,584,012	\$79,239,285	\$143,008,170	34%
Anesthesiology and Pain Medicine	\$7,213,122	\$1,631,513	\$7,827,908	\$16,672,544	43%
Biochemistry	\$14,799,185	\$2,490,421	\$1,105,114	\$18,394,720	80%
Bioengineering	\$10,311,668	\$1,011,528	\$970,548	\$12,293,744	84%
Bioethics and Humanities	\$1,176,345	\$583,334	\$316,427	\$2,076,105	57%
Biological Structure	\$5,835,838	\$1,761,599	\$2,220,835	\$9,818,271	59%
Biomedical Informatics and Medical Education	\$2,484,851	\$915,463	\$1,106,929	\$4,507,243	55%
Comparative Medicine	\$2,571,148	\$282,755	\$1,131,930	\$3,985,834	65%
Family Medicine	\$2,304,915	\$5,861,739	\$3,000,765	\$11,167,418	21%
Genome Sciences	\$33,229,365	\$4,257,966	\$1,662,942	\$39,150,274	85%
Global Health	\$46,745,337	\$2,653,778	\$1,982,519	\$51,381,633	91%
Immunology	\$10,715,552	\$1,482,017	\$853,511	\$13,051,081	82%
Laboratory Medicine	\$10,242,417	\$355,927	\$1,402,614	\$12,000,958	85%
Medicine	\$120,587,897	\$4,278,335	\$27,056,887	\$151,923,119	79%
Microbiology	\$21,165,384	\$2,813,179	\$1,976,846	\$25,955,409	82%
Neurological Surgery	\$5,515,149	\$558,954	\$2,019,507	\$8,093,610	68%
Neurology	\$6,338,486	\$529,284	\$2,535,776	\$9,403,546	67%
Obstetrics and Gynecology	\$5,172,799	\$1,596,907	\$3,923,369	\$10,693,075	48%
Ophthalmology	\$4,862,142	\$368,296	\$1,844,830	\$7,075,267	69%
Orthopaedics and Sports Medicine	\$3,776,401	\$783,540	\$6,159,714	\$10,719,655	35%
Otolaryngology	\$4,487,675	\$542,412	\$1,880,715	\$6,910,802	65%
Pathology	\$21,256,966	\$1,626,321	\$8,574,844	\$31,458,130	68%
Pediatrics	\$17,198,290	\$1,980,367	\$5,868,062	\$25,046,719	69%
Pharmacology	\$8,139,619	\$2,564,882	\$1,215,491	\$11,919,992	68%
Physiology and Biophysics	\$9,192,881	\$2,512,480	\$485,576	\$12,190,938	75%
Psychiatry and Behavioral Sciences	\$22,032,476	\$1,926,457	\$7,510,206	\$31,469,139	70%



College and Department	Externally Funded	Funded by State & Others (A)	Locally Funded (A)	Grand Total	% External
Radiation Oncology	\$778,827	\$389,158	\$2,304,366	\$3,472,351	22%
Radiology	\$16,795,372	\$1,309,511	\$7,389,496	\$25,494,378	66%
Rehabilitation Medicine	\$10,149,366	\$1,580,939	\$2,464,104	\$14,194,409	72%
Surgery	\$13,547,733	\$2,089,380	\$10,453,400	\$26,090,514	52%
Urology	\$5,709,352	\$731,480	\$1,472,221	\$7,913,053	72%
<b>TOTAL</b>	<b>\$492,521,431</b>	<b>\$67,053,935</b>	<b>\$197,956,737</b>	<b>\$757,532,103</b>	<b>65%</b>
<b>School of Nursing</b>					
Dean's Office	\$1,127,481	\$3,431,848	\$1,338,268	\$5,897,597	19%
Biobehavioral Nursing and Health Systems	\$6,765,827	\$2,050,092	(\$108,670)	\$8,707,249	78%
Family and Child Nursing	\$2,215,627	\$1,788,736	\$141,832	\$4,146,196	53%
Psychosocial and Community Health	\$3,038,201	\$2,213,528	\$41,596	\$5,293,325	57%
<b>TOTAL</b>	<b>\$13,147,137</b>	<b>\$9,484,204</b>	<b>\$1,413,026</b>	<b>\$24,044,368</b>	<b>55%</b>
<b>School of Pharmacy</b>					
Dean's Office	\$412,924	\$1,949,528	\$121,412	\$2,483,865	17%
Department of Pharmacy	\$2,473,216	\$3,084,479	\$96,988	\$5,654,683	44%
Medicinal Chemistry	\$3,130,440	\$1,466,256	\$322,462	\$4,919,158	64%
Pharmaceutics	\$8,038,262	\$1,314,913	\$676,021	\$10,029,196	80%
<b>TOTAL</b>	<b>\$14,054,842</b>	<b>\$7,815,177</b>	<b>\$1,216,883</b>	<b>\$23,086,902</b>	<b>61%</b>
<b>School of Public Health</b>					
Dean's Office	\$236,031	\$4,400,126	\$576,433	\$5,212,590	5%
Biostatistics	\$30,452,618	\$1,572,703	\$1,172,104	\$33,197,424	92%
Environmental and Occupational Health	\$20,073,500	\$571,145	\$2,386,585	\$23,031,231	87%
Epidemiology	\$18,613,776	\$1,309,445	\$1,579,997	\$21,503,219	87%
Global Health	\$42,761,099	\$1,032,594	\$1,222,013	\$45,015,706	95%
Health Services Main	\$11,670,792	\$1,906,583	\$508,256	\$14,085,631	83%
Pathobiology	\$24,665			\$24,665	100%
<b>TOTAL</b>	<b>\$123,832,481</b>	<b>\$10,792,596</b>	<b>\$7,445,388</b>	<b>\$142,070,465</b>	<b>87%</b>
<b>School of Social Work</b>					
School of Social Work	\$21,180,793	\$6,294,058	\$1,726,849	\$29,201,700	73%
<b>TOTAL</b>	<b>\$21,180,793</b>	<b>\$6,294,058</b>	<b>\$1,726,849</b>	<b>\$29,201,700</b>	<b>73%</b>
<b>The Information School</b>					
The Information School	\$219,008	\$3,079,388	\$723,223	\$4,021,618	5%
The Information School Research	\$3,947,020	\$388,616	\$146,259	\$4,481,895	88%
<b>TOTAL</b>	<b>\$4,166,027</b>	<b>\$3,468,003</b>	<b>\$869,482</b>	<b>\$8,503,512</b>	<b>49%</b>
<b>Undergraduate Academic Affairs</b>					
Office of Educational Assessment	\$24,386	\$688,474		\$712,859	3%
Undergraduate Academic Affairs	\$1,301,373	\$5,751,865	\$1,305,357	\$8,358,596	16%
<b>TOTAL</b>	<b>\$1,325,759</b>	<b>\$6,440,339</b>	<b>\$1,305,357</b>	<b>\$9,071,455</b>	<b>15%</b>

College and Department	Externally Funded	Funded by State & Others (A)	Locally Funded (A)	Grand Total	% External
<b>UW Bothell</b>					
UW Bothell	\$4,628,092	\$45,839,131	\$4,882,705	\$55,349,929	8%
<b>TOTAL</b>	<b>\$4,628,092</b>	<b>\$45,839,131</b>	<b>\$4,882,705</b>	<b>\$55,349,929</b>	<b>8%</b>
<b>UW Tacoma</b>					
UW Tacoma	\$5,092,356	\$43,308,921	\$4,013,013	\$52,414,290	10%
<b>TOTAL</b>	<b>\$5,092,356</b>	<b>\$43,308,921</b>	<b>\$4,013,013</b>	<b>\$52,414,290</b>	<b>10%</b>
<b>TOTAL UNIVERSITY OF WASHINGTON</b>	<b>\$1,065,343,109</b>	<b>\$506,281,796</b>	<b>\$273,517,607</b>	<b>\$1,845,142,512</b>	<b>58%</b>

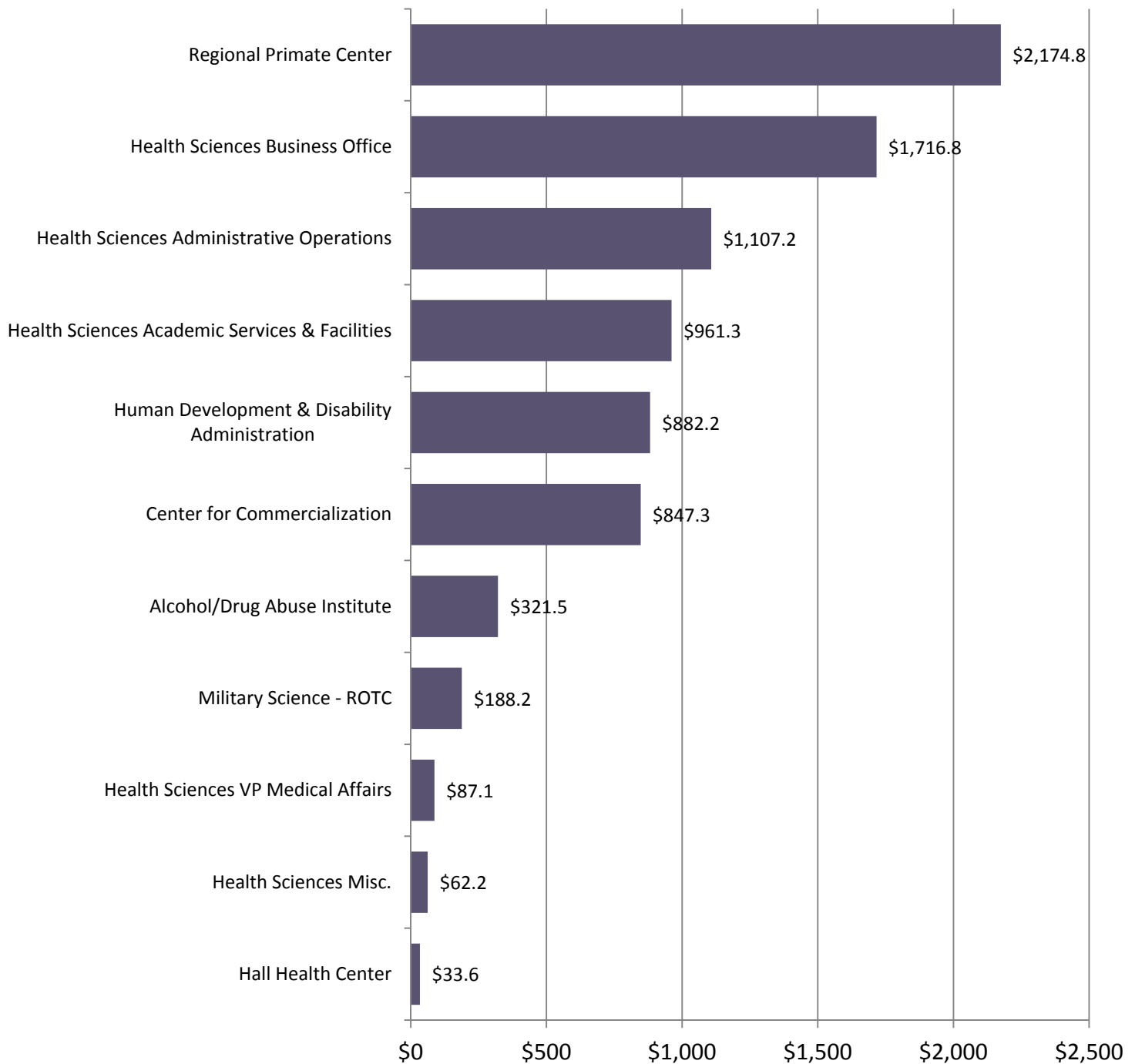
(A) Local funds are primarily indirect cost recovery, investment income, University of Washington Physicians and WWAMI budgets. Funded by State and Others includes budgets funded by both State General Fund resources and tuition operating fees at a ratio of approximately 46 to 54, respectively. Both Locally Funded and Funded by State and Others excludes certain University expenditures for supporting services, such as general administration, student services, extension and public services, libraries, physical plant, and auxiliary enterprises.

(B) Expenditures for Bioengineering are shared equally between the College of Engineering and the School of Medicine.

(C) Some of the expenditures for Global Health are shared equally between the School of Medicine and the School of Public Health.

**Schedule 8: Total Locally Funded and Funded by State and Others  
Direct Expenditures under Organized Research and Other Academic Programs  
Not Reported under Regular Academic Departments, FY 2013**

**Non-Federal Direct Expenditures Under Organized Research & Other Academic Programs Not  
Reported Under Other Depts (Excluding EH&S), in Thousands, FY 2013**



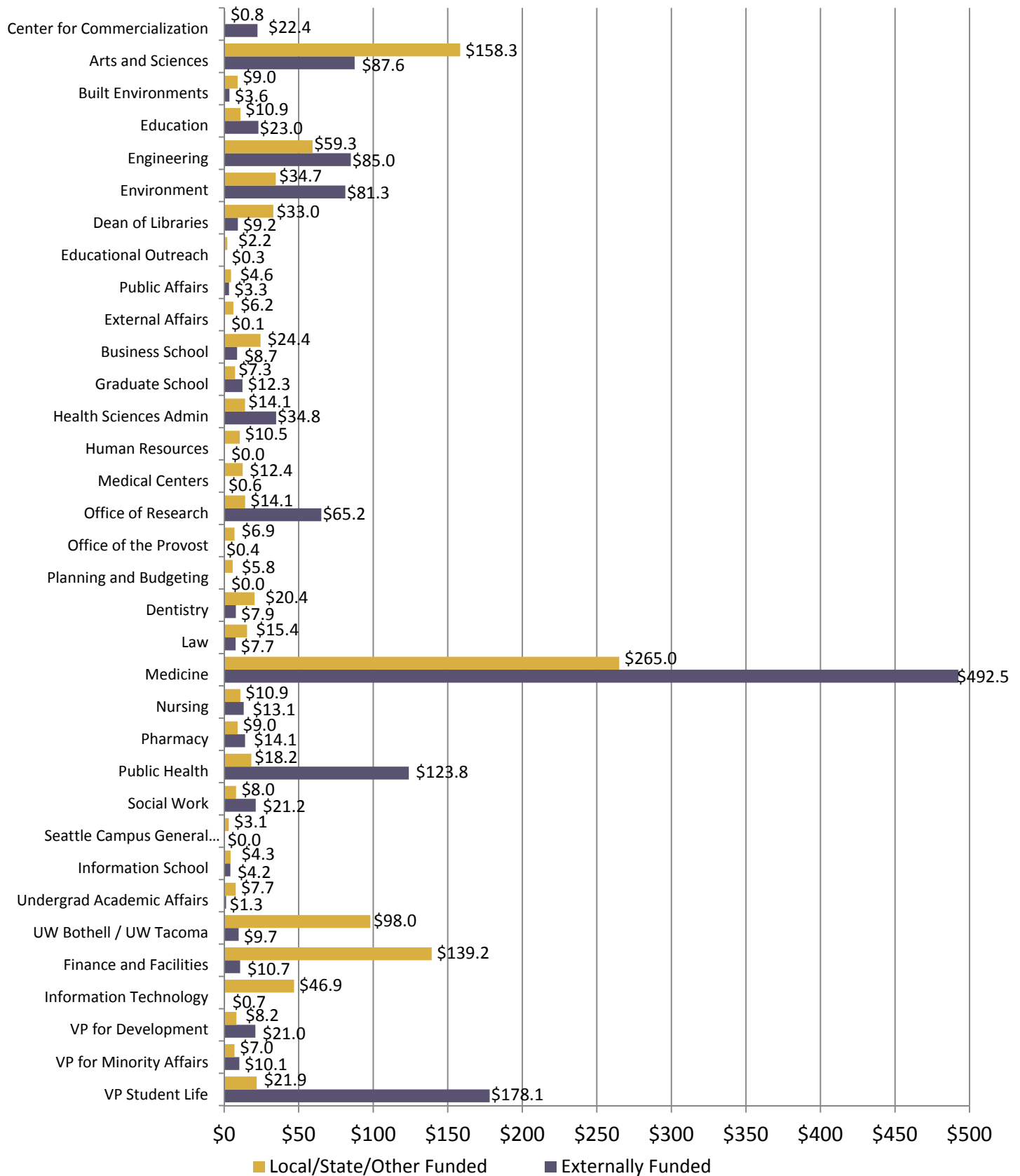
**Schedule 8: Total Locally Funded and Funded by State and Others  
Direct Expenditures under Organized Research and Other Academic Programs  
Not Reported Under Regular Academic Departments, FY 2013**

This schedule provides a list of external funds not listed on the previous schedule. These are not academic programs, but they do bring in restricted funds and gifts.

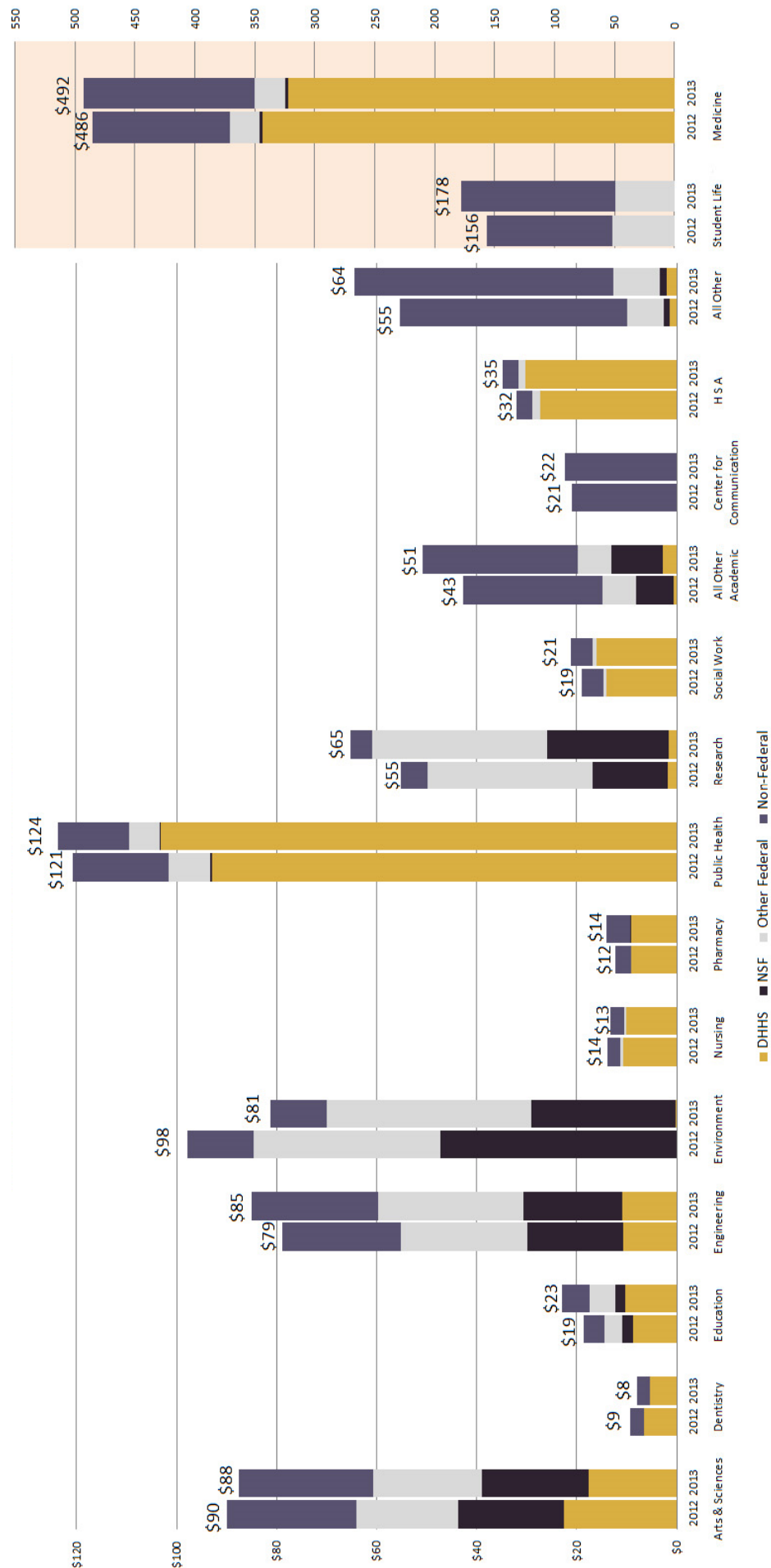
<b>Program</b>	<b>2013</b>
Center for Commercialization	\$847,262
Health Sciences Administration	
Alcohol and Drug Abuse Institute	321,540
Center on Human Development and Disability Administration	882,185
Environmental Health and Safety	6,713,540
Hall Health Center	33,573
Health Sciences Academic Services and Facilities	961,260
Health Sciences Administration Operations	1,107,212
Health Sciences Business Office	1,716,792
Health Sciences Vice President of Medical Affairs, News and Community Relations	87,134
Miscellaneous Services	62,209
Regional Primate Center	2,174,751
Total Health Sciences Administration	14,060,196
Provost	
Air Force	61,408
Army	62,196
Navy	64,602
Total Provost	188,206
<b>TOTAL</b>	<b>\$15,095,664</b>

## Schedule 9: Total Direct Expenditures: State/Locally Funded and Funded by Others vs. External Support, by School and College, FY 2013

**Direct Expenditures by Funding Type  
in Millions**



**Schedule 10: Total Direct Expenditures from External Support, by Source of Support, and by College and Department, in Millions, FY 2013**



## Schedule 10: Total Direct Expenditures from External Support by Source of Support and by College and Department, FY 2013

College and Department	DHHS	Dept. of Defense	Dept. of Energy	Dept. of Education	NSF	Other Federal	Non Federal	Total
<b>Attorney General (Total)</b>							<b>\$1,412</b>	<b>\$1,412</b>
<b>Center for Commercialization (Total)</b>							<b>\$22,375,063</b>	<b>\$22,375,063</b>
<b>College of Arts and Sciences</b>								
Dean's Office							327,533	327,533
American Ethnic Studies							39,818	39,818
American Indian Studies							14,789	14,789
Anthropology					157,880	74,866	171,530	404,275
Applied Mathematics		161,158	50,435		405,971	105,293	185,162	908,019
Art							553,143	553,143
Arts and Sciences Development							258,141	258,141
Asian Languages and Literature						66,642	205,487	272,129
Astronomy			90,571		985,579	3,070,051	1,287,246	5,433,447
Biology	1,272,176	737,197	229,836		2,194,324	410,978	4,473,351	9,317,862
Burke Museum					130,157	144,966	1,517,093	1,792,216
Center for Digital Arts and Experimental Media							7,171	7,171
Center for Humanities			(281)				429,962	429,681
Center for Statistics and the Social Sciences	625,249	36,641			102,150		34,535	798,576
Center for Studies in Demography and Ecology	1,844,443				345,297		26,176	2,215,916
Chemistry	5,540,347	785,087	1,000,494		5,991,410	(123,991)	1,787,865	14,981,213
Classics							267,441	267,441
Communication					23,222	49,992	417,182	490,396
Comparative History of Ideas							22,415	22,415
Comparative Literature							37,084	37,084
Dance						11,211	46,321	57,531
Department of Gender, Women & Sexuality Studies							10,165	10,165
Drama							279,267	279,267
Economics					57,686		437,947	495,633
English				68,156			556,689	624,844
Geography					158,803	2,000	95,760	256,563
German							76,830	76,830
Henry Art Gallery							172,373	172,373
History						56,269	930,651	986,920
Institute for Learning and Brain Sciences	24,053				2,345,139		3,152,590	5,521,782
Institute for Nuclear Theory			1,697,531		102,180		7,605	1,807,316
International Studies			88,896	3,205,621	5,804		3,402,034	6,702,354
Language Learning Center		72,459					1,143	73,602
Law Societies and Justice Program							15,752	15,752
Linguistics	67,418				206,558	116,299	105,936	496,211
Mathematics		70,533			2,159,542		474,737	2,704,813
Music							581,048	581,048
Near Eastern Languages and Civilization						3,220	48,479	51,699
Philosophy					35,431		114,979	150,410
Physics	931,489	476,777	7,615,430		4,166,918	676,554	543,568	14,410,735
Political Science		141			316,230		473,312	789,682
Psychology	5,060,449				675,160	540,783	1,241,857	7,518,250
Public Performing Arts						25,369	399,673	425,042
Romance Language							49,118	49,118
Scandinavian Language							347,586	347,586
Slavic Language							13,528	13,528
Sociology	125,209				78,758		288,628	492,594
Speech and Hearing Sciences	1,634,534	3,722			48,349	5,841	500,979	2,193,425
Statistics	485,848	287,539			548,497	9,874	121,335	1,453,092
Women's Center							227,543	227,543
<b>TOTAL COLLEGE OF ARTS AND SCIENCES</b>	<b>\$17,611,215</b>	<b>\$2,631,254</b>	<b>\$10,772,912</b>	<b>\$3,273,777</b>	<b>\$21,241,044</b>	<b>\$5,246,218</b>	<b>\$26,780,556</b>	<b>\$87,556,975</b>
<b>College of Built Environments</b>								
Dean's Office							923,655	923,655
Architecture			126,688		34,148		678,073	838,908
Construction Management					26,810	13,100	261,566	301,476
Landscape Architecture						11,397	259,992	271,389
Urban Design and Planning						112,323	1,148,308	1,260,631
<b>TOTAL COLLEGE OF BUILT ENVIRONMENTS</b>			<b>\$126,688</b>		<b>\$60,958</b>	<b>\$136,819</b>	<b>\$3,271,594</b>	<b>\$3,596,059</b>

College and Department	DHHS	Dept. of Defense	Dept. of Energy	Dept. of Education	NSF	Other Federal	Non Federal	Total
<b>College of Education</b>								
Dean's Office							262,778	262,778
Coeducational Research		151,196		244,538	1,437,597		1,819,266	3,652,597
Department of Education	750,663			3,682,809	491,817		2,214,225	7,139,514
Experimental Education Unit	9,588,707			1,005,434		101,267	1,233,198	11,928,606
<b>TOTAL COLLEGE OF EDUCATION</b>	<b>\$10,339,370</b>	<b>\$151,196</b>		<b>\$4,932,781</b>	<b>\$1,929,414</b>	<b>\$101,267</b>	<b>\$5,529,467</b>	<b>\$22,983,495</b>
<b>College of Engineering</b>								
Dean's Office	270,658		1,271,969	33,821	1,432,858	2,867	1,781,472	4,793,644
Aeronautics and Astronautics		1,640,636	1,908,652		302,366	354,793	1,329,407	5,535,855
Bioengineering	5,368,233	1,712,639			500,257	5,902	2,724,637	10,311,668
Chemical Engineering	1,215,030	1,032,050	1,414,408	30,529	1,177,596	243,750	1,783,556	6,896,919
Civil and Environmental Engineering	158,375	908,925	984,752		1,932,103	3,200,293	2,687,821	9,872,269
Computer Science and Engineering	972,198	6,130,064	190,199	67,460	8,056,884	256,714	6,284,795	21,958,313
Electrical Engineering	540,010	2,414,959	617,378		3,070,349	777,127	3,299,809	10,719,631
Human Centered Design and Engineering	322,227				381,276	96,716	239,034	1,039,254
Industrial Engineering Program		104,579			279,338	149,588	250,042	783,547
Materials Science and Engineering	593,332	1,061,355	463,543		1,248,061	178,204	2,080,447	5,624,942
Mechanical Engineering	1,099,629	271,516	501,247		1,431,392	873,553	2,196,243	6,373,580
Washington State Transportation Center	334,638					22,499	712,649	1,069,786
<b>TOTAL COLLEGE OF ENGINEERING</b>	<b>\$10,874,329</b>	<b>\$15,276,724</b>	<b>\$7,352,147</b>	<b>\$131,809</b>	<b>\$19,812,481</b>	<b>\$6,162,007</b>	<b>\$25,369,912</b>	<b>\$84,979,409</b>
<b>College of the Environment</b>								
Dean's Office							188,030	188,030
Aquatic and Fishery Sciences		491,650	1,400,610		1,520,735	4,038,553	3,087,084	10,538,633
Atmospheric Sciences		184,496	628,131		2,877,764	1,256,048	412,725	5,359,164
Center for Quantitative Science							72	72
College of the Environment Initiatives						511,001	83,052	594,054
Dean of Environment Initiatives						809,216		809,216
Earth and Space Sciences		117,911	654,176		2,033,618	2,639,305	1,601,675	7,046,686
Environmental and Forest Sciences	150,332	283,534	931,721	14,883	406,170	8,463,899	2,807,885	13,058,424
Friday Harbor Laboratories					973,099	121,555	610,369	1,705,023
Joint Institute for the Study of the Atmosphere and Ocean		21,485	179,940		679,107	11,894,791	191,526	12,966,849
Marine and Environmental Affairs					432,595	92,722	211,212	736,529
Marine Programs Office					8,823	1,955,416	443,663	2,407,901
Oceanography		2,669,296	93,478		19,910,646	1,462,141	1,721,713	25,857,273
Program on Climate Change							344	344
Program on the Environment							34,259	34,259
<b>TOTAL COLLEGE OF THE ENVIRONMENT</b>	<b>\$150,332</b>	<b>\$3,768,373</b>	<b>\$3,888,056</b>	<b>\$14,883</b>	<b>\$28,842,557</b>	<b>\$33,244,646</b>	<b>\$11,393,610</b>	<b>\$81,302,457</b>
<b>Dean of Libraries (Total)</b>	<b>\$1,598,217</b>	<b>\$4,910</b>		<b>\$45,710</b>		<b>\$108,046</b>	<b>\$7,476,149</b>	<b>\$9,233,031</b>
<b>Educational Outreach</b>								
Academic Programs Contract Credit Standalone							14,230	14,230
Academic Programs Credit Standalone							129,408	129,408
Undergraduate Education							7,000	7,000
Academic Programs Non Credit Certificate Undesignated							355	88,064
Operating Resources				87,709			49,910	49,910
UW Educational Outreach Endowment							27,087	27,087
UW Educational Outreach International and English Language Programs Grants								
UW Educational Outreach Vice Provost Discretionary							27,405	27,405
<b>TOTAL EDUCATIONAL OUTREACH</b>				<b>\$87,709</b>		<b>\$27,087</b>	<b>\$228,308</b>	<b>\$343,104</b>
<b>Evans School of Public Affairs (Total)</b>	<b>\$103,578</b>				<b>\$342,839</b>	<b>\$667,730</b>	<b>\$2,165,548</b>	<b>\$3,279,695</b>
<b>External Affairs</b>								
External Affairs						(128)	37,194	37,066
Federal Relations							4,937	4,937
Marketing							1,763	1,763
State Relations							6,118	6,118
UW Television							2,693	2,693
<b>TOTAL EXTERNAL AFFAIRS</b>						<b>(\$128)</b>	<b>\$52,706</b>	<b>\$52,577</b>



College and Department	DHHS	Dept. of Defense	Dept. of Energy	Dept. of Education	NSF	Other Federal	Non Federal	Total
<b>Foster Business School</b>								
Dean's Office							4,021,675	4,021,675
Accounting							392,078	392,078
Associate Dean of Academic Affairs							6,499	6,499
Associate Dean of Masters Programs							9,601	9,601
Business and Economic Development Center							522,375	522,375
Center for Innovation and Entrepreneurship							532,478	532,478
Executive Master of Business Administration							22,019	22,019
Executive Programs							23,258	23,258
External Relations							1,161,842	1,161,842
Finance and Business Economics							69,577	69,577
Global Business Center				181,974			591,940	773,914
Information Systems and Operations								
Management					89,419		111,476	200,895
Leadership Center		(8,337)				65,050	476,508	533,221
Management and Organization							59,969	59,969
Marketing and International Business							170,874	170,874
Master of Business Administration Business								
Connections Center							40,549	40,549
Master of Professional Accounting							2	2
Seattle Innovation Conference							50	50
Technology Management Master of Business								
Administration Master of Information								
Systems							7,230	7,230
Undergraduate Programs Office							140,487	140,487
<b>TOTAL FOSTER BUSINESS SCHOOL</b>		<b>(\$8,337)</b>		<b>\$181,974</b>	<b>\$89,419</b>	<b>\$65,050</b>	<b>\$8,360,487</b>	<b>\$8,688,592</b>
<b>Graduate School</b>								
Dean's Office	457,071						17,813	474,884
Academic Affairs							3,307	3,307
Achievement Rewards for College Scientists							541,850	541,850
Astrobiology					1,158			1,158
Center for Teaching and Learning							3,780	3,780
Fellowships			88,153	80,932	7,788,002		743,687	8,700,773
Forum on Science Ethics and Policy							2,573	2,573
Graduate Opportunities and Minority								
Achievement Program							255,075	255,075
Graduate School Fund for Excellence and								
Innovation Operations							541,024	541,024
Graduate School Fund for Excellence and								
Innovation Units							23,000	23,000
Lectureships							105,698	105,698
Molecular and Cellular Biology	959,706						469,856	1,429,561
Museology						26,703		26,703
Neurobiology and Behavior							3,931	3,931
Quantitative Ecology and Resource								
Management							704	704
UW Press							172,520	172,520
<b>TOTAL GRADUATE SCHOOL</b>	<b>\$1,416,776</b>		<b>\$88,153</b>	<b>\$80,932</b>	<b>\$7,789,159</b>	<b>\$26,703</b>	<b>\$2,884,818</b>	<b>\$12,286,541</b>
<b>Health Sciences Administration</b>								
Alcohol and Drug Abuse Institute	4,778,213					53,540	514,080	5,345,834
Center on Human Development and								
Disability Administration	3,703,794			1,235,908			1,385,494	6,325,197
Environmental Health and Safety							818	818
Hall Health Center							91,323	91,323
Health Sciences Academic Services and								
Facilities						180	6,775	6,955
Health Sciences Administration Gift Accounts							153,993	153,993
Health Sciences Business Office							1,469	1,469
Miscellaneous Services							(60)	(60)
Regional Primate Center	21,827,874					45,284	1,032,917	22,906,074
<b>TOTAL HEALTH SCIENCES ADMINISTRATION</b>	<b>\$30,309,881</b>			<b>\$1,235,908</b>		<b>\$99,004</b>	<b>\$3,186,810</b>	<b>\$34,831,603</b>
<b>Human Resources (Total)</b>							<b>\$1,607</b>	<b>\$1,607</b>
<b>Medical Centers</b>								
Administration Services							270,140	270,140
Ancillary							263	263
Daily Service							50,637	50,637
General Services							23,073	23,073
Harborview Medical Center Endowment								
Fund							35,106	35,106
Northwest Hospital							11,678	11,678
UW Medical Center Revenue Services							228,546	228,546
<b>TOTAL MEDICAL CENTERS</b>							<b>\$619,442</b>	<b>\$619,442</b>

College and Department	DHHS	Dept. of Defense	Dept. of Energy	Dept. of Education	NSF	Other Federal	Non Federal	Total
<b>Office of Research</b>								
Applied Physics Laboratory	1,614,421	27,968,626	421,026		24,255,898	6,526,817	1,660,454	62,447,242
Human Subjects Division							42,922	42,922
Office Of Research			1,480				399,870	401,350
Office of Research Information Services							1,025,312	1,025,312
Office of Sponsored Programs							1,276,640	1,276,640
<b>TOTAL OFFICE OF RESEARCH</b>	<b>\$1,614,421</b>	<b>\$27,968,626</b>	<b>\$422,506</b>		<b>\$24,255,898</b>	<b>\$6,526,817</b>	<b>\$4,405,197</b>	<b>\$65,193,465</b>
<b>Office of the Provost</b>								
Air Force		1,599						1,599
Army							91	91
Associate Vice Provost for Faculty Advancement							19,053	19,053
International Program and Exchange							30,000	30,000
Navy							18,932	18,932
Office of Global Affairs							13,701	13,701
Office of the Provost							294,557	294,557
University Committees							1,471	1,471
<b>TOTAL OFFICE OF THE PROVOST</b>		<b>\$1,599</b>					<b>\$377,805</b>	<b>\$379,404</b>
<b>Planning and Budgeting (Total)</b>							<b>\$24,082</b>	<b>\$24,082</b>
<b>School of Dentistry</b>								
Dean's Office	2,758,284						1,551,101	4,309,384
Dental Clinic	20,570							20,570
Endodontics							35,239	35,239
Oral and Maxillofacial Surgery/ Oral Pathology	94,589						110,301	204,890
Oral Health Sciences	862,323						43,858	906,181
Oral Medicine	174,862						85,976	260,837
Orthodontics	214,401						136,821	351,222
Pediatric Dentistry	547,807						243,242	791,049
Periodontics	455,304						136,962	592,266
Restorative Dentistry	235,628						149,899	385,527
<b>TOTAL SCHOOL OF DENTISTRY</b>	<b>\$5,363,768</b>						<b>\$2,493,398</b>	<b>\$7,857,166</b>
<b>School of Law</b>								
Law	267,014					2,267,399	5,015,374	7,549,787
Law Library							120,553	120,553
<b>TOTAL SCHOOL OF LAW</b>	<b>\$267,014</b>					<b>\$2,267,399</b>	<b>\$5,135,927</b>	<b>\$7,670,339</b>
<b>School of Medicine</b>								
Dean's Office	11,718,511						36,466,362	48,184,873
Anesthesiology and Pain Medicine	4,462,353	61,760				(212,727)	2,901,736	7,213,122
Biochemistry	8,095,999	3,521,915	422,103		63,796		2,695,372	14,799,185
Bioengineering	5,368,233	1,712,639			500,257	5,902	2,724,637	10,311,668
Bioethics and Humanities	1,161,897						14,448	1,176,345
Biological Structure	5,084,624	105,185					646,028	5,835,838
Biomedical Informatics and Medical Education	1,423,138					24,518	1,037,195	2,484,851
Comparative Medicine	2,262,609		25,840			13,350	269,350	2,571,148
Family Medicine	1,500,428	38,739				77,591	688,157	2,304,915
Genome Sciences	27,418,426	280,824			989,492		4,540,623	33,229,365
Global Health	36,640,373	451,666				455,137	9,198,161	46,745,337
Immunology	9,256,690						1,458,863	10,715,552
Laboratory Medicine	7,249,660	53,281					2,939,476	10,242,417
Medicine	86,004,213	1,787,023			171,618	769,172	31,855,870	120,587,897
Microbiology	18,353,737	358,236	558,851		224,476	83,281	1,586,804	21,165,384
Neurological Surgery	1,761,070	1,096,188			26,551		2,631,339	5,515,149
Neurology	3,936,586	57,786				319,182	2,024,932	6,338,486
Obstetrics and Gynecology	3,163,630					118,058	1,891,112	5,172,799
Ophthalmology	2,374,047				51,730	204,189	2,232,177	4,862,142
Orthopaedics and Sports Medicine	1,405,817	146,348				224,984	1,999,252	3,776,401
Otolaryngology	2,449,501	281,668					1,756,507	4,487,675
Pathology	17,101,847	15,509				97,656	4,041,954	21,256,966
Pediatrics	8,592,745					14,206	8,591,338	17,198,290
Pharmacology	5,957,775	13,520			178,199		1,990,125	8,139,619
Physiology and Biophysics	7,613,015				149,434	97,372	1,333,061	9,192,881
Psychiatry and Behavioral Sciences	15,236,754	865,738		334,478		775,905	4,819,600	22,032,476
Radiation Oncology	452,961		160,192				165,674	778,827
Radiology	13,267,489		25,780		64,814	929,901	2,507,387	16,795,372
Rehabilitation Medicine	2,393,482	389,620		5,751,222	29,809	42,400	1,542,833	10,149,366
Surgery	7,232,417	1,348,434		283,201		1,498,634	3,185,047	13,547,733
Urology	2,942,378	19,413				8,883	2,738,678	5,709,352
<b>TOTAL SCHOOL OF MEDICINE</b>	<b>\$321,882,407</b>	<b>\$12,605,491</b>	<b>\$1,192,765</b>	<b>\$6,368,901</b>	<b>\$2,450,175</b>	<b>\$5,547,594</b>	<b>\$142,474,097</b>	<b>\$492,521,431</b>

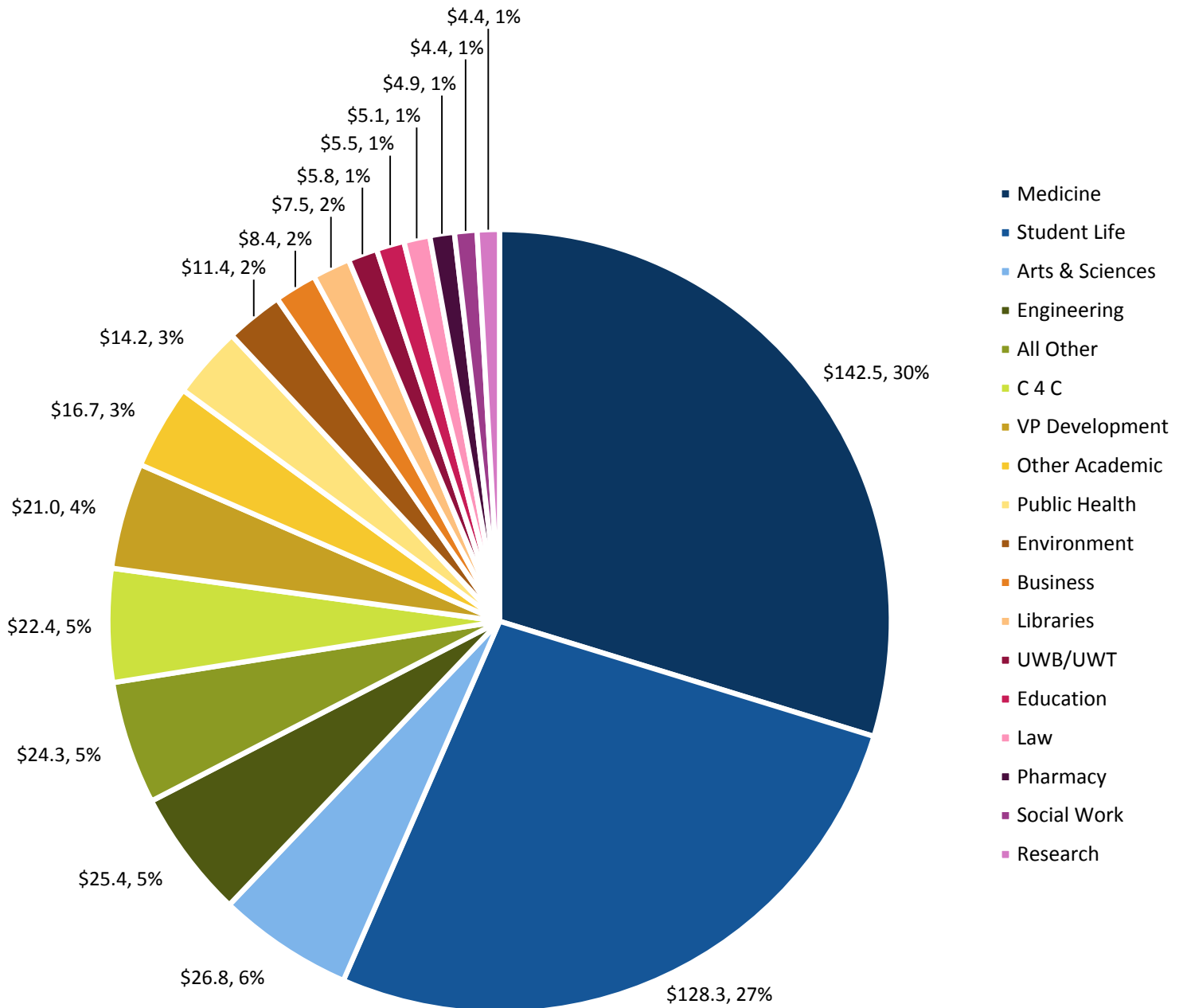
College and Department	DHHS	Dept. of Defense	Dept. of Energy	Dept. of Education	NSF	Other Federal	Non Federal	Total
<b>School of Nursing</b>								
Dean's Office	285,963			84,959			756,559	1,127,481
Biobehavioral Nursing and Health Systems	6,052,558	118,458				147,094	447,717	6,765,827
Family and Child Nursing	1,498,077						717,550	2,215,627
Psychosocial and Community Health	2,308,101						730,101	3,038,201
<b>TOTAL SCHOOL OF NURSING</b>	<b>\$10,144,698</b>	<b>\$118,458</b>		<b>\$84,959</b>		<b>\$147,094</b>	<b>\$2,651,927</b>	<b>\$13,147,137</b>
<b>School of Pharmacy</b>								
Dean's Office							412,924	412,924
Department of Pharmacy	1,472,647						1,000,568	2,473,216
Medicinal Chemistry	2,731,108				142,281		257,050	3,130,440
Pharmaceutics	4,846,069						3,192,193	8,038,262
<b>TOTAL SCHOOL OF PHARMACY</b>	<b>\$9,049,825</b>				<b>\$142,281</b>		<b>\$4,862,736</b>	<b>\$14,054,842</b>
<b>School of Public Health</b>								
Dean's Office	83,475						152,556	236,031
Biostatistics	27,969,176				92,572	711,750	1,679,120	30,452,618
Environmental and Occupational Health	14,668,419	28,108			204,542	3,895,055	1,277,376	20,073,500
Epidemiology	17,022,646					380,401	1,210,729	18,613,776
Global Health	33,135,888	428,989				505,354	8,690,869	42,761,099
Health Services Main	10,283,445					176,082	1,211,264	11,670,792
Pathobiology							24,665	24,665
<b>TOTAL SCHOOL OF PUBLIC HEALTH</b>	<b>\$103,163,049</b>	<b>\$457,097</b>			<b>\$297,114</b>	<b>\$5,668,642</b>	<b>\$14,246,579</b>	<b>\$123,832,481</b>
<b>School of Social Work (Total)</b>	<b>\$16,101,251</b>	<b>\$523,103</b>		<b>\$100,157</b>		<b>\$37,013</b>	<b>\$4,419,268</b>	<b>\$21,180,793</b>
<b>Seattle Campus General University</b>								
Board of Regents							99,735	99,735
Intercollegiate Athletics							7,415,829	7,415,829
President							431,051	431,051
<b>TOTAL SEATTLE CAMPUS GENERAL UNIVERSITY</b>							<b>\$7,946,615</b>	<b>\$7,946,615</b>
<b>The Information School</b>								
The Information School							219,008	219,008
The Information School Research	20,614	103,610			1,467,670	448,832	1,906,295	3,947,020
<b>TOTAL THE INFORMATION SCHOOL</b>	<b>\$20,614</b>	<b>\$103,610</b>			<b>\$1,467,670</b>	<b>\$448,832</b>	<b>\$2,125,302</b>	<b>\$4,166,027</b>
<b>Undergraduate Academic Affairs</b>								
Office of Educational Assessment							24,386	24,386
Undergraduate Academic Affairs				11,900		174,562	1,114,911	1,301,373
<b>TOTAL UNDERGRADUATE ACADEMIC AFFAIRS</b>				<b>\$11,900</b>		<b>\$174,562</b>	<b>\$1,139,296</b>	<b>\$1,325,759</b>
<b>UW Bothell (Total)</b>				<b>\$425,498</b>	<b>\$483,251</b>	<b>\$3,522</b>	<b>\$3,715,822</b>	<b>\$4,628,092</b>
<b>UW Finance and Facilities</b>								
Associate Controller							698,573	698,573
Campus Maintenance							20,512	20,512
Campus Operations							39,112	39,112
Controller							289	289
Emergency Management						66,920		66,920
Financial Management							96	96
Investments							9,919,677	9,919,677
Real Estate							18	18
Senior Vice President							(3,221)	(3,221)
Treasury							474	474
UW Finance and Facilities							5,496	5,496
<b>TOTAL UW FINANCE AND FACILITIES</b>						<b>\$66,920</b>	<b>\$10,681,025</b>	<b>\$10,747,945</b>
<b>UW Information Technology</b>								
Accessible Technology					60,700			60,700
Business and Finance							144,870	144,870
Enterprise Platforms							126,212	126,212
Network Planning Deployment and Operations					53,546			53,546
Radio Station KEXP Support							(1,379)	(1,379)
UW Information Technology							282,789	282,789
<b>TOTAL UW INFORMATION TECHNOLOGY</b>					<b>\$114,246</b>		<b>\$552,492</b>	<b>\$666,738</b>
<b>UW Tacoma (Total)</b>	<b>\$959,838</b>			<b>\$767,656</b>	<b>\$65,078</b>	<b>\$1,188,369</b>	<b>\$2,111,415</b>	<b>\$5,092,356</b>

College and Department	DHHS	Dept. of Defense	Dept. of Energy	Dept. of Education	NSF	Other Federal	Non Federal	Total
<b>Vice President for Development</b>								
Development and Alumni Relations							547,641	547,641
Vice President for Development							81	81
UW Advancement							20,431,909	20,431,909
<b>TOTAL VICE PRESIDENT FOR DEVELOPMENT</b>							<b>\$20,979,630</b>	<b>\$20,979,630</b>
<b>Vice President for Minority Affairs (Total)</b>	<b>\$191,325</b>			<b>\$8,282,127</b>	<b>\$1,024,802</b>		<b>\$651,072</b>	<b>\$10,149,326</b>
<b>Vice President Student Life</b>								
Counseling Center	29,271			68,265		14,241	2,325	114,103
Enrollment Services							834	834
Husky Union Building and Student Activity							52,258	52,258
No Department (Student Financial Aid)				49,700,490		1,000	128,119,046	177,820,536
Recreational Sports							39,416	39,416
Student Financial Aid							19,541	19,541
Vice President for Student Life							45,135	45,135
<b>TOTAL VICE PRESIDENT STUDENT LIFE</b>	<b>\$29,271</b>			<b>\$49,768,755</b>		<b>\$15,241</b>	<b>\$128,278,556</b>	<b>\$178,091,823</b>
<b>TOTAL UNIVERSITY</b>	<b>\$541,191,178</b>	<b>\$63,602,103</b>	<b>\$23,843,228</b>	<b>\$75,795,436</b>	<b>\$110,408,385</b>	<b>\$67,976,453</b>	<b>\$478,969,726</b>	<b>\$1,361,786,510</b>

- Expenditures for Bioengineering are shared equally between the College of Engineering and the School of Medicine.
- Some of the expenditures for Global Health are shared equally between the School of Medicine and the School of Public Health.

# Schedule 11: Total Direct Expenditures from Non-Federal Support, by Source of Support, and by College and Department, FY 2013

Distribution of Direct Expenditures from Non-Federal Support, in Millions, FY 2013



## Schedule 11: Total Direct Expenditures from Non-Federal Support, by Source of Support, and by College and Department, FY 2013

College and Department	State of Washington	Local/Other Government	Industry	Associations	Foundations	Gifts & Endowments	Other Non-Federal	Total
<b>College of Arts and Sciences</b>								
Dean's Office						214,723	112,810	327,533
American Ethnic Studies						6,390	33,428	39,818
American Indian Studies						14,789		14,789
Anthropology					115,456	51,147	4,927	171,530
Applied Mathematics					104,867	79,611	684	185,162
Art						413,168	139,975	553,143
Arts and Sciences Development						258,141		258,141
Asian Languages and Literature						204,389	1,098	205,487
Astronomy			496,068	661,587	118,288	11,303		1,287,246
Biology		10,089	677,920	100,589	1,141,530	1,284,993	1,258,230	4,473,351
Burke Museum	15,982				118,022	1,383,089		1,517,093
Center for Digital Arts and Experimental Media						7,171		7,171
Center for Humanities				32,535	6,365	224,530	166,531	429,962
Center for Statistics and the Social Sciences						34,535		34,535
Center for Studies in Demography and Ecology		22,983				3,117	77	26,176
Chemistry	264,405		99,891	74,998	367,305	400,120	581,146	1,787,865
Classics						254,034	13,407	267,441
Communication					(713)	384,038	33,857	417,182
Comparative History of Ideas						22,479	(64)	22,415
Comparative Literature						4,132	32,952	37,084
Dance						46,321		46,321
Department of Gender, Women & Sexuality Studies						10,165		10,165
Drama						264,038	15,229	279,267
Economics						437,947		437,947
English						501,833	54,856	556,689
Geography					47,080	48,480	200	95,760
German						76,830		76,830
Henry Art Gallery						172,373		172,373
History				4,411	30,959	900,476	(5,195)	930,651
Institute for Learning and Brain Sciences	177,518		115,938		446,890	2,327,395	84,849	3,152,590
Institute for Nuclear Theory						7,605		7,605
International Studies		302,005	49,758		778,976	2,235,548	35,747	3,402,034
Language Learning Center						1,143		1,143
Law Societies and Justice Program						15,752		15,752
Linguistics					3,537	102,399		105,936
Mathematics				344	59,302	409,937	5,154	474,737
Music						562,807	18,241	581,048
Near Eastern Languages and Civilization						47,246	1,233	48,479
Philosophy						114,979		114,979
Physics					29,958	359,453	154,158	543,568
Political Science				6,828	11,739	428,641	26,104	473,312
Psychology	19,388	3,173	27,172	3,395	194,211	658,784	335,735	1,241,857
Public Performing Arts				12,220	30,000	357,453		399,673
Romance Language						49,118		49,118
Scandinavian Language						347,586		347,586
Slavic Language						13,528		13,528
Sociology		9,434			138,034	130,068	11,092	288,628
Speech and Hearing Sciences					368,067	22,532	110,380	500,979
Statistics						35,492	85,844	121,335
Women's Center	42,473					185,070		227,543
<b>TOTAL ARTS &amp; SCIENCES</b>	<b>\$519,766</b>	<b>\$347,684</b>	<b>\$1,466,747</b>	<b>\$896,907</b>	<b>\$4,109,873</b>	<b>\$16,126,898</b>	<b>\$3,312,685</b>	<b>\$26,780,557</b>

College and Department	State of Washington	Local/Other Government	Industry	Associations	Foundations	Gifts & Endowments	Other Non-Federal	Total
<b>College of Built Environments</b>								
Dean's Office						920,307	3,348	923,655
Architecture		10,227			229	206,201	461,416	678,073
Construction Management	9,713	4,328	17,220		1,156	153,892	75,256	261,566
Landscape Architecture		8,325			8,517	239,471	3,680	259,992
Urban Design and Planning	204,368	34,969		(1)		894,073	14,899	1,148,308
<b>TOTAL BUILT ENVIRONMENTS</b>	<b>\$214,081</b>	<b>\$57,849</b>	<b>\$17,220</b>	<b>(\$1)</b>	<b>\$9,902</b>	<b>\$2,413,944</b>	<b>\$558,599</b>	<b>\$3,271,594</b>
<b>College of Education</b>								
Dean's Office						262,778		262,778
Coeducational Research				872,377	830,301	116,588		1,819,266
Department of Education	398,189			543,624	957,579	222,786	92,047	2,214,225
Experimental Education Unit					38,979	1,194,219		1,233,198
<b>TOTAL EDUCATION</b>	<b>\$398,189</b>			<b>\$1,416,001</b>	<b>\$1,826,859</b>	<b>\$1,796,371</b>	<b>\$92,047</b>	<b>\$5,529,467</b>
<b>College of Engineering</b>								
Dean's Office			60,115	(198)	219,560	1,501,244	751	1,781,472
Aeronautics and Astronautics			900,031			322,641	106,736	1,329,407
Bioengineering	708,870	25,501	148,057	51,177	727,640	730,789	332,603	2,724,637
Chemical Engineering	8,738	68,515	255,947	25,054	411,637	872,946	140,720	1,783,556
Civil and Environmental Engineering	679,604	327,088	126,603	116,912	19,920	1,198,152	219,542	2,687,821
Computer Science and Engineering		35,048	1,398,920	47,938	925,005	3,614,795	263,090	6,284,795
Electrical Engineering	765,193	315,368	605,875	18,381	47,646	1,061,690	485,656	3,299,809
Human Centered Design and Engineering			49,782	522	10,895	154,478	23,358	239,034
Industrial Engineering Program			104,905	7,413		22,619	115,104	250,042
Materials Science and Engineering	5,044	57,719	216,075	28,319	138,160	1,382,945	252,185	2,080,447
Mechanical Engineering	125,386	88,878	1,056,708	12	165,773	613,195	146,289	2,196,243
Washington State Transportation Center	565,392	98,970	13,013	17,304			17,970	712,649
<b>TOTAL ENGINEERING</b>	<b>\$2,858,227</b>	<b>\$1,017,087</b>	<b>\$4,936,031</b>	<b>\$312,834</b>	<b>\$2,666,236</b>	<b>\$11,475,494</b>	<b>\$2,104,004</b>	<b>\$25,369,912</b>
<b>College of the Environment</b>								
Dean's Office						188,030		188,030
Aquatic and Fishery Sciences	238,059	644,658	44,991	176,301	856,355	935,835	190,885	3,087,084
Atmospheric Sciences	59,578	23,078	13,082	76,118		205,524	35,345	412,725
Center for Quantitative Science						72		72
College of the Environment Initiatives	19,841	3,212	2,926			45,664	11,409	83,052
Earth and Space Sciences		7,246		3,480	901,551	640,204	49,194	1,601,675
Environmental and Forest Sciences	211,926	141,857	488,706	254,843	161,060	1,467,830	81,665	2,807,885
Friday Harbor Laboratories	76,423			73,594	59,033	389,600	11,718	610,369
Joint Institute for the Study of the Atmosphere and Ocean	50,308		29,310	96,895		3,925	11,088	191,526
Marine and Environmental Affairs		48,110	46,154		14,026	102,923		211,212
Marine Programs Office	331,556		3,808	48,353	29,109	19,164	11,673	443,663
Oceanography	125,927	76,359	27,751	314,028	704,646	347,887	125,115	1,721,713
Program on Climate Change						344		344
Program on the Environment						34,259		34,259
<b>TOTAL ENVIRONMENT</b>	<b>\$1,113,618</b>	<b>\$944,520</b>	<b>\$656,728</b>	<b>\$1,043,612</b>	<b>\$2,725,780</b>	<b>\$4,381,261</b>	<b>\$528,092</b>	<b>\$11,393,609</b>
<b>Evans School of Public Affairs (Total)</b>			<b>14,863</b>		<b>991,478</b>	<b>1,097,606</b>	<b>61,601</b>	<b>2,165,548</b>

College and Department	State of Washington	Local/Other Government	Industry	Associations	Foundations	Gifts & Endowments	Other Non-Federal	Total
<b>Foster Business School</b>								
Dean's Office						4,021,675		4,021,675
Accounting				27,155		364,923		392,078
Associate Dean of Academic Affairs						6,499		6,499
Associate Dean of Masters Programs						9,601		9,601
Business and Economic Development Center						522,375		522,375
Center for Innovation and Entrepreneurship					22,500	509,978		532,478
Executive MBA						22,019		22,019
Executive Programs						23,258		23,258
External Relations						1,161,842		1,161,842
Finance and Business Economics					20,000	42,078	7,500	69,577
Global Business Center					164,066	427,874		591,940
Information Systems & Operations Management						106,906	4,571	111,476
Leadership Center			(23,499)	92,140		407,866		476,508
Management and Organization						57,442	2,527	59,969
Marketing and International Business						170,874		170,874
MBA Business Connections Center						40,549		40,549
Master of Professional Accounting						2		2
Seattle Innovation Conference						50		50
Technology Management MBA MIS						7,230		7,230
Undergraduate Programs Office						140,487		140,487
<b>TOTAL FOSTER BUSINESS SCHOOL</b>			<b>(\$23,499)</b>	<b>\$119,295</b>	<b>\$206,566</b>	<b>\$8,043,528</b>	<b>\$14,598</b>	<b>\$8,360,487</b>
<b>Graduate School</b>								
Dean's Office						17,813		17,813
Academic Affairs						3,307		3,307
Achievement Rewards for College Scientists						541,850		541,850
Center for Teaching and Learning Endowments						3,780		3,780
Fellowships				173,445	35,210	535,032		743,687
Forum on Science Ethics and Policy						2,573		2,573
Graduate Opportunities and Minority Achievement Program						248,058	7,017	255,075
Graduate School Fund for Excellence and Innovation Operations						465,547	75,477	541,024
Graduate School Fund for Excellence and Innovation Units						23,000		23,000
Lectureships						105,698		105,698
Molecular and Cellular Biology				164,804	2,562	5,409	297,081	469,856
Near and Middle Eastern Studies								
Neurobiology and Behavior						3,931		3,931
Quantitative Ecology and Resource Management						704		704
UW Press						172,520		172,520
<b>TOTAL GRADUATE SCHOOL</b>				<b>\$338,249</b>	<b>\$37,772</b>	<b>\$2,129,222</b>	<b>\$379,575</b>	<b>\$2,884,818</b>
<b>Office of Research</b>								
Applied Physics Laboratory	416,823	31,536	925,988	31,831		40,197	214,079	1,660,454
Human Subjects Division						4,146	38,776	42,922
Office Of Research	11,470					18,784	369,616	399,870
Office of Research Information Services						3,329	1,021,983	1,025,312
Office of Sponsored Programs						5,098	1,271,542	1,276,640
Vice Provost for Research								
<b>TOTAL OFFICE OF RESEARCH</b>	<b>\$428,293</b>	<b>\$31,536</b>	<b>\$925,988</b>	<b>\$31,831</b>		<b>\$71,554</b>	<b>\$2,915,996</b>	<b>\$4,405,198</b>



College and Department	State of Washington	Local/Other Government	Industry	Associations	Foundations	Gifts & Endowments	Other Non-Federal	Total
<b>School of Dentistry</b>								
Dean's Office			53,135			1,497,966		1,551,101
Endodontics				4,632		30,607		35,239
Oral and Maxillofacial Surgery/ Oral Pathology						110,301		110,301
Oral Health Sciences						42,368	1,490	43,858
Oral Medicine	16,506		402			62,295	6,772	85,976
Orthodontics						136,673	148	136,821
Pediatric Dentistry			66,919	129,511		123,991	(77,179)	243,242
Periodontics			79,566		13,989	43,406		136,962
Restorative Dentistry		(48,503)	30,025	1,834		162,475	4,068	149,899
<b>TOTAL DENTISTRY</b>	<b>\$16,506</b>	<b>(\$48,503)</b>	<b>\$230,047</b>	<b>\$135,977</b>	<b>\$13,989</b>	<b>\$2,210,082</b>	<b>(\$64,701)</b>	<b>\$2,493,399</b>
<b>School of Law (Total)</b>								
				<b>\$37,741</b>	<b>\$119,071</b>	<b>\$4,897,493</b>	<b>\$81,622</b>	<b>\$5,135,927</b>
<b>School of Medicine</b>								
Dean's Office	106,537	916,649	2,863,176		16,298,672	15,833,841	447,488	36,466,362
Anesthesiology and Pain Medicine	83,884		173,887	541,884	160,528	1,818,581	122,972	2,901,736
Biochemistry		83,168	151,580	226,644	476,280	261,522	1,496,177	2,695,372
Bioengineering	708,870	25,501	148,057	51,177	727,640	730,789	332,603	2,724,637
Bioethics and Humanities					7,365	5,839	1,244	14,448
Biological Structure			123,149		359,464	158,056	5,359	646,028
Biomedical Informatics and Medical Education	581,558		75,754		32,000	12,310	335,573	1,037,195
Comparative Medicine	29,268				17,755	72,342	149,985	269,350
Family Medicine	43,967		25,902	48,863	135,814	243,893	189,719	688,157
Genome Sciences		50,189	394,807	124,393	1,838,464	1,192,018	940,752	4,540,623
Global Health		46,195	87,274	60,056	7,623,870	204,577	1,176,190	9,198,161
Immunology		170,111	101,167	450,807	129,426	256,673	350,679	1,458,863
Laboratory Medicine			1,129,109		1,257,167	73,054	480,146	2,939,476
Medicine	1,656,257	562,208	12,871,413	2,085,144	3,628,353	7,459,201	3,593,295	31,855,870
Microbiology			229,073	(8,262)	745,922	490,225	129,845	1,586,804
Neurological Surgery			177,369	(20,585)	362,882	688,732	1,422,942	2,631,339
Neurology	15,421		712,540	181,957	285,566	743,411	86,039	2,024,932
Obstetrics and Gynecology	85,866		906,568	69,812	263,681	109,110	456,075	1,891,112
Ophthalmology			634,300	188,412	332,418	1,069,240	7,807	2,232,177
Orthopaedics and Sports Medicine			73,911	301,736	115,427	1,465,607	42,572	1,999,252
Otolaryngology			47,387	20,895	112,065	1,294,653	281,507	1,756,507
Pathology	133,387	86,117	486,318	24,409	1,138,231	1,240,501	932,991	4,041,954
Pediatrics	71,847		772,485	273,235	422,701	497,838	6,553,232	8,591,338
Pharmacology	16,225		173,948	90,653	407,092	1,165,254	136,953	1,990,125
Physiology and Biophysics	21,913		60,398	134,765	474,819	396,353	244,812	1,333,061
Psychiatry and Behavioral Sciences	1,941,111	22,763	21,076	117,289	973,798	864,277	879,287	4,819,600
Radiation Oncology					40,409	99,831	25,435	165,674
Radiology	15,709	6	899,758	159,506	285,435	234,524	912,450	2,507,387
Rehabilitation Medicine	17,049	345,499	257,529	456,541	134,422	290,252	41,541	1,542,833
Surgery	661,106	92,402	643,866	109,950	149,962	1,209,113	318,647	3,185,047
Urology			741,489		936,053	844,562	216,574	2,738,678
<b>TOTAL MEDICINE</b>	<b>\$6,189,975</b>	<b>\$2,400,808</b>	<b>\$24,983,290</b>	<b>\$5,689,281</b>	<b>\$39,873,681</b>	<b>\$41,026,179</b>	<b>\$22,310,891</b>	<b>\$142,474,098</b>
<b>School of Nursing</b>								
Dean's Office						756,559		756,559
Biobehavioral Nursing and Health Systems		15,803	3,036		128,372	84,113	216,393	447,717
Family and Child Nursing	(1,158)	78,498		1,257	299,703	288,897	50,353	717,550
Psychosocial and Community Health	206,378	13,947		111,994	320,766	34,122	42,894	730,101
<b>TOTAL NURSING</b>	<b>\$205,220</b>	<b>\$108,248</b>	<b>\$3,036</b>	<b>\$113,251</b>	<b>\$748,841</b>	<b>\$1,163,691</b>	<b>\$309,640</b>	<b>\$2,651,927</b>

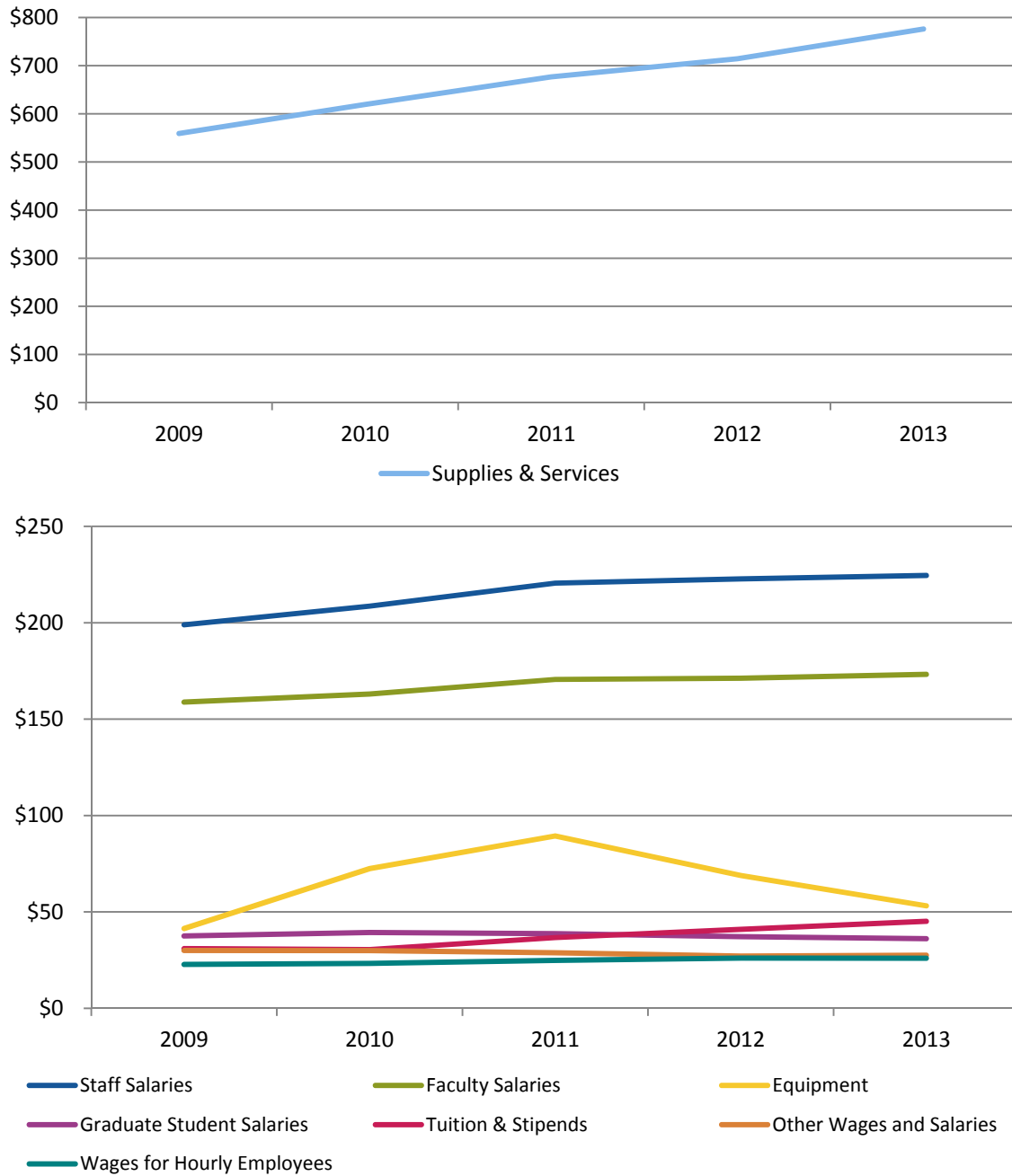
College and Department	State of Washington	Local/Other Government	Industry	Associations	Foundations	Gifts & Endowments	Other Non-Federal	Total
<b>School of Pharmacy</b>								
Dean's Office						412,924		412,924
Department of Pharmacy			379,669	51,485	36,707	495,688	37,019	1,000,568
Medicinal Chemistry	64,807		8,335	36,871	5,413	134,031	7,593	257,050
Pharmaceutics	87,467	63,843	176,270		1,858,574	426,865	579,175	3,192,193
<b>TOTAL PHARMACY</b>	<b>\$152,274</b>	<b>\$63,843</b>	<b>\$564,274</b>	<b>\$88,356</b>	<b>\$1,900,694</b>	<b>\$1,469,508</b>	<b>\$623,787</b>	<b>\$4,862,735</b>
<b>School of Public Health</b>								
Dean's Office						142,069	10,487	152,556
Biostatistics				393,757		91,037	1,194,327	1,679,120
Environmental and Occupational Health	577,461		24,321	190,337	270,624	181,309	33,324	1,277,376
Epidemiology	336,736		251,288	39,485	183,388	77,416	322,416	1,210,729
Global Health		46,195	99,166	60,056	7,138,066	171,196	1,176,190	8,690,869
Health Services Main	140,252	91,961	118,958	70,034	596,547	102,672	90,840	1,211,264
Pathobiology							24,665	24,665
<b>TOTAL PUBLIC HEALTH</b>	<b>\$1,054,449</b>	<b>\$138,156</b>	<b>\$493,733</b>	<b>\$753,669</b>	<b>\$8,188,625</b>	<b>\$765,699</b>	<b>\$2,852,249</b>	<b>\$14,246,579</b>
<b>School of Social Work (Total)</b>	<b>\$112,258</b>	<b>\$180,026</b>	<b>\$35,148</b>	<b>\$410,262</b>	<b>\$1,952,396</b>	<b>\$1,632,028</b>	<b>\$97,150</b>	<b>\$4,419,268</b>
<b>The Information School (Total)</b>		<b>\$2,489</b>	<b>\$1,095,582</b>		<b>\$511,630</b>	<b>\$432,038</b>	<b>\$83,563</b>	<b>\$2,125,302</b>
<b>UW Bothell and UW Tacoma</b>								
UW Bothell	15,015	620	111,710	284,839	2,387,008	585,187	331,442	3,715,822
UW Tacoma	50,988	3,193		274,323	9,600	1,602,297	171,014	2,111,415
<b>TOTAL UWB/UWT</b>	<b>\$66,003</b>	<b>\$3,813</b>	<b>\$111,710</b>	<b>\$559,162</b>	<b>\$2,396,608</b>	<b>\$2,187,484</b>	<b>\$502,456</b>	<b>\$5,827,237</b>
<b>TOTAL ACADEMIC PROGRAMS</b>	<b>\$13,328,859</b>	<b>\$ 5,247,556</b>	<b>\$35,510,898</b>	<b>\$ 11,946,427</b>	<b>\$ 68,280,001</b>	<b>\$103,320,080</b>	<b>\$36,763,854</b>	<b>\$ 274,397,662</b>
<b>SPECIAL PROGRAMS</b>								
<b>Health Sciences Administration</b>								
Alcohol and Drug Abuse Institute	487,933				24,126	2,021		514,080
Center on Human Development and Disability Administration			5,999		31,832	1,326,547	21,116	1,385,494
Environmental Health and Safety						818		818
Hall Health Center			73,456			17,867		91,323
Health Sciences Academic Services and Facilities						6,775		6,775
Health Sciences Administration Gift Accounts						153,993		153,993
Health Sciences Business Office						1,469		1,469
Miscellaneous Services						(60)		(60)
Regional Primate Center				(66,033)		340,473	758,477	1,032,917
<b>TOTAL HEALTH SCI SPCL PROGR</b>	<b>\$487,933</b>		<b>\$79,455</b>	<b>(\$66,033)</b>	<b>\$55,958</b>	<b>\$1,849,903</b>	<b>\$779,593</b>	<b>\$3,186,809</b>
<b>Other Special Programs</b>								
Center for Commercialization	187,291		(6,950)		948,013	269,655	20,977,054	22,375,063
Libraries	5,621,677			1,593		1,852,878		7,476,149
Other Programs	46,112		10,000	134,227	415,675	40,291,112	1,329,485	42,226,610
Provost		6,105			5,348	366,352		377,805
VP Minority Affairs	22,652			147,005	20,609	460,806		651,072
VP Student Life	66,199,052					159,510	61,919,994	128,278,556
<b>TOTAL OTHER SPCL PROGR</b>	<b>\$72,076,784</b>	<b>\$6,105</b>	<b>\$3,050</b>	<b>\$282,825</b>	<b>\$1,389,645</b>	<b>\$43,400,313</b>	<b>\$84,226,533</b>	<b>\$201,385,255</b>
<b>TOTAL SPECIAL PROGRAMS</b>	<b>\$72,564,717</b>	<b>\$ 6,105</b>	<b>\$ 82,505</b>	<b>\$ 216,792</b>	<b>\$ 1,445,603</b>	<b>\$ 45,250,216</b>	<b>\$ 85,006,126</b>	<b>\$204,572,064</b>
<b>TOTAL UNIVERSITY</b>	<b>\$85,893,576</b>	<b>\$ 5,253,661</b>	<b>\$35,593,403</b>	<b>\$ 12,163,219</b>	<b>\$ 69,725,604</b>	<b>\$148,570,296</b>	<b>\$ 121,769,980</b>	<b>\$ 478,969,726</b>

- Expenditures for Bioengineering are shared equally between the College of Engineering and the School of Medicine.
- Some of the expenditures for Global Health are shared equally between the School of Medicine and the School of Public Health.

**Schedule 12: Annual Direct Expenditures under Programs  
Receiving External Support (Includes Research, Training,  
Fellowships and Other Sponsored Programs), FY 2012 – 2013**

<b>SCHOOL/COLLEGE</b>	<b>2012</b>		<b>2013</b>	
Attorney General	\$625	0.00%	\$1,412	0.00%
Center for Commercialization	\$21,065,578	1.61%	\$22,375,063	1.64%
College of Arts and Sciences	\$90,004,023	6.88%	\$87,556,975	6.43%
College of Built Environments	\$3,848,304	0.29%	\$3,596,059	0.26%
College of Education	\$18,573,813	1.42%	\$22,983,495	1.69%
College of Engineering	\$78,901,352	6.03%	\$84,979,409	6.24%
College of the Environment	\$97,914,678	7.48%	\$81,302,457	5.97%
Dean of Libraries	\$3,882,635	0.30%	\$9,233,031	0.68%
Educational Outreach	\$194,351	0.01%	\$343,104	0.03%
Evans School of Public Affairs	\$2,364,707	0.18%	\$3,279,695	0.24%
External Affairs	\$154,541	0.01%	\$52,577	0.00%
Foster Business School	\$7,757,196	0.59%	\$8,688,592	0.64%
Graduate School	\$8,634,412	0.66%	\$12,286,541	0.90%
Health Sciences Administration	\$31,983,150	4.00%	\$34,831,603	4.00%
Human Resources	\$4,641	0.00%	\$1,607	0.00%
Medical Centers	\$332,305	0.03%	\$619,442	0.05%
Office of Research	\$54,879,915	4.19%	\$65,193,465	4.79%
Office of the Provost	\$355,842	0.03%	\$379,404	0.03%
Planning and Budgeting	\$15,242	0.00%	\$24,082	0.00%
School of Dentistry	\$9,219,225	0.70%	\$7,857,166	0.58%
School of Law	\$5,576,960	0.43%	\$7,670,339	0.56%
School of Medicine	\$485,496,167	37.11%	\$492,521,431	36.17%
School of Nursing	\$13,756,306	1.05%	\$13,147,137	0.97%
School of Pharmacy	\$12,285,273	0.94%	\$14,054,842	1.03%
School of Public Health	\$120,868,132	9.24%	\$123,832,481	9.09%
School of Social Work	\$18,883,053	1.44%	\$21,180,793	1.56%
Seattle Campus General University	\$8,417,048	0.64%	\$7,946,615	0.58%
The Information School	\$4,396,722	0.34%	\$4,166,027	0.31%
Undergraduate Academic Affairs	\$1,389,799	0.11%	\$1,325,759	0.10%
UW Bothell	\$4,509,553	0.34%	\$4,628,092	0.34%
UW Finance and Facilities	\$10,338,794	0.79%	\$10,747,945	0.79%
UW Information Technology	\$1,393,789	0.11%	\$666,738	0.05%
UW Tacoma	\$4,145,643	0.32%	\$5,092,356	0.37%
Vice President for Development	\$21,685,871	1.66%	\$20,979,630	1.54%
Vice President for Minority Affairs	\$8,800,978	0.67%	\$10,149,326	0.75%
Vice President Student Life	\$156,234,804	11.94%	\$178,091,823	13.08%
<b>TOTAL UNIVERSITY</b>	<b>\$1,308,265,426</b>	<b>100%</b>	<b>\$1,361,786,510</b>	<b>100%</b>

**Schedule 13: Direct Expenditures from External Support by Type of Expenditure  
(Includes Research, Training, Fellowships and Other Sponsored Programs),  
in Millions, FY 2009 - 2013**



Expense Type	2009	2010	2011	2012	2013
Supplies & Services	\$559,146,243	\$619,517,361	\$676,922,559	\$714,396,292	\$776,233,271
Staff Salaries	\$198,968,338	\$208,606,733	\$220,559,539	\$222,712,118	\$224,512,076
Faculty Salaries	\$158,810,476	\$163,032,825	\$170,614,875	\$171,172,753	\$173,234,938
Equipment	\$41,371,995	\$72,463,901	\$89,398,598	\$68,879,091	\$53,168,779
Graduate Student Salaries	\$37,474,564	\$39,300,007	\$38,706,792	\$37,123,879	\$36,112,369
Tuition & Stipends	\$30,949,364	\$30,412,953	\$36,703,944	\$40,949,747	\$45,136,912
Other Wages and Salaries	\$29,996,847	\$29,877,178	\$28,796,081	\$27,037,190	\$27,464,574
Wages for Hourly Employees	\$22,733,104	\$23,232,890	\$24,818,354	\$25,994,355	\$25,923,591

## Schedule 14: Direct Expenditures from External Support by Type of Program and by College and Department, FY 2013

College and Department	Research	Training	Fellowships	Other	Grand Total
<b>Attorney General (Total)</b>				<b>\$1,412</b>	<b>\$1,412</b>
<b>Center for Commercialization (Total)</b>	<b>\$180,341</b>			<b>\$22,194,722</b>	<b>\$22,375,063</b>
<b>College of Arts and Sciences</b>					
Dean's Office	\$112,810		\$6,591	\$208,132	\$327,533
American Ethnic Studies	\$3,354		\$32,928	\$3,537	\$39,818
American Indian Studies				\$14,789	\$14,789
Anthropology	\$232,192		\$137,388	\$34,696	\$404,275
Applied Mathematics	\$739,447	\$69,410	\$51,927	\$47,235	\$908,019
Art	\$131,755		\$38,354	\$383,034	\$553,143
Arts and Sciences Development				\$258,141	\$258,141
Asian Languages and Literature	\$67,740		\$13,786	\$190,603	\$272,129
Astronomy	\$5,014,013	\$3,219	\$235,725	\$180,490	\$5,433,447
Biology	\$7,061,851	\$136,118	\$193,524	\$1,926,369	\$9,317,862
Burke Museum	\$137,152		\$42,214	\$1,612,850	\$1,792,216
Center for Digital Arts and Experimental Media				\$7,171	\$7,171
Center for Humanities	\$149,239			\$280,442	\$429,681
Center for Statistics and the Social Sciences	\$764,040			\$34,535	\$798,576
Center for Studies in Demography and Ecology	\$2,029,640	\$160,945		\$25,332	\$2,215,916
Chemistry	\$13,879,049	\$16,376	\$273,607	\$812,180	\$14,981,213
Classics	\$13,407		\$147,916	\$106,118	\$267,441
Communication	\$91,621	\$16	\$4,732	\$394,027	\$490,396
Comparative History of Ideas	(\$64)			\$22,479	\$22,415
Comparative Literature	\$32,952			\$4,132	\$37,084
Dance			(\$3,976)	\$61,508	\$57,531
Department of Gender, Women & Sexuality Studies				\$10,165	\$10,165
Drama	\$15,229		\$54,715	\$209,324	\$279,267
Economics	\$66,194		\$42,840	\$386,599	\$495,633
English	\$54,856	\$33,753	\$139,538	\$396,697	\$624,844
Geography	\$205,883	\$200	\$12,290	\$38,191	\$256,563
German				\$76,830	\$76,830
Henry Art Gallery			\$5,320	\$167,053	\$172,373
History	\$51,074		\$133,907	\$801,939	\$986,920
Institute for Learning and Brain Sciences	\$3,526,132	\$5,099	\$18,954	\$1,971,596	\$5,521,782
Institute for Nuclear Theory	\$1,799,711			\$7,605	\$1,807,316
International Studies	\$383,125	\$1,774,273	\$2,340,424	\$2,204,533	\$6,702,354
Language Learning Center	\$72,459			\$1,143	\$73,602
Law Societies and Justice Program				\$15,752	\$15,752
Linguistics	\$393,812			\$102,399	\$496,211
Mathematics	\$2,113,597		\$82,979	\$508,236	\$2,704,813
Music	\$188,122		\$137,882	\$255,044	\$581,048
Near Eastern Languages and Civilization	\$3,220		\$30,345	\$18,134	\$51,699
Philosophy	\$35,431		\$23,341	\$91,637	\$150,410
Physics	\$13,786,338	\$38,916	\$160,611	\$424,869	\$14,410,735
Political Science	\$353,943		\$72,369	\$363,370	\$789,682
Psychology	\$6,338,642	\$38,328	\$448,581	\$692,699	\$7,518,250
Public Performing Arts	\$25,750			\$399,292	\$425,042
Romance Language			\$1,310	\$47,807	\$49,118
Scandinavian Language	\$41,777		\$31,800	\$274,009	\$347,586
Slavic Language		\$150	\$1,197	\$12,182	\$13,528
Sociology	\$362,527		\$2,710	\$127,358	\$492,594
Speech and Hearing Sciences	\$1,959,839	\$135,743	\$60,337	\$37,506	\$2,193,425
Statistics	\$1,347,882		\$24,000	\$81,211	\$1,453,092
Women's Center	\$42,473		\$2,000	\$183,070	\$227,543
<b>TOTAL COLLEGE OF ARTS AND SCIENCES</b>	<b>\$63,628,215</b>	<b>\$2,412,545</b>	<b>\$5,002,167</b>	<b>\$16,514,048</b>	<b>\$87,556,975</b>
<b>College of Built Environments</b>					
Dean's Office	\$3,348		\$106,896	\$813,411	\$923,655
Architecture	\$654,727		\$9,252	\$174,929	\$838,908
Construction Management	\$134,861	\$13,100		\$153,515	\$301,476
Landscape Architecture	\$95,191			\$176,198	\$271,389
Urban Design and Planning	\$360,420		\$28,950	\$871,261	\$1,260,631
<b>TOTAL COLLEGE OF BUILT ENVIRONMENTS</b>	<b>\$1,248,547</b>	<b>\$13,100</b>	<b>\$145,098</b>	<b>\$2,189,314</b>	<b>\$3,596,059</b>

College and Department	Research	Training	Fellowships	Other	Grand Total
<b>College of Education</b>					
Dean's Office			\$32,392	\$230,386	\$262,778
Coeducational Research	\$3,510,647			\$141,950	\$3,652,597
Department of Education	\$5,520,920	\$1,326,390	\$108,085	\$184,120	\$7,139,514
Experimental Education Unit	\$10,140,790	\$593,590		\$1,194,225	\$11,928,606
<b>TOTAL COLLEGE OF EDUCATION</b>	<b>\$19,172,357</b>	<b>\$1,919,980</b>	<b>\$140,477</b>	<b>\$1,750,681</b>	<b>\$22,983,495</b>
<b>College of Engineering</b>					
Dean's Office	\$1,765,072	\$57,788	\$301,531	\$2,669,254	\$4,793,644
Aeronautics and Astronautics	\$5,084,698		\$31,101	\$420,056	\$5,535,855
Bioengineering	\$8,968,800	\$145,486	\$104,077	\$1,093,305	\$10,311,668
Chemical Engineering	\$5,641,882	\$4,360	\$122,485	\$1,128,192	\$6,896,919
Civil and Environmental Engineering	\$8,812,303		\$263,935	\$796,032	\$9,872,269
Computer Science and Engineering	\$18,730,935		\$932,734	\$2,294,644	\$21,958,313
Electrical Engineering	\$9,356,163	\$25,748	\$191,285	\$1,146,436	\$10,719,631
Human Centered Design and Engineering	\$883,315		\$20,704	\$135,235	\$1,039,254
Industrial Engineering Program	\$761,676			\$21,871	\$783,547
Materials Science and Engineering	\$3,938,871	\$380,624	\$73,665	\$1,231,782	\$5,624,942
Mechanical Engineering	\$5,183,521	\$53,367	\$193,247	\$943,446	\$6,373,580
Washington State Transportation Center	\$1,058,889			\$10,897	\$1,069,786
<b>TOTAL COLLEGE OF ENGINEERING</b>	<b>\$70,186,125</b>	<b>\$667,373</b>	<b>\$2,234,763</b>	<b>\$11,891,148</b>	<b>\$84,979,409</b>
<b>College of the Environment</b>					
Dean's Office				\$188,030	\$188,030
Aquatic and Fishery Sciences	\$9,046,667	\$632,782	\$269,067	\$590,118	\$10,538,633
Atmospheric Sciences	\$5,170,341		\$114,567	\$74,256	\$5,359,164
Center for Quantitative Science				\$72	\$72
College of the Environment Initiatives	\$536,981			\$57,073	\$594,054
Dean of Environment Initiatives	\$149,116		\$488,574	\$171,525	\$809,216
Earth and Space Sciences	\$4,977,340	\$677,010	\$258,945	\$1,133,391	\$7,046,686
Environmental and Forest Sciences	\$11,075,125	\$13,141	\$261,057	\$1,709,100	\$13,058,424
Friday Harbor Laboratories	\$1,302,840		\$57,629	\$344,555	\$1,705,023
Joint Institute for the Study of the Atmosphere and Ocean	\$12,784,589			\$182,259	\$12,966,849
Marine and Environmental Affairs	\$176,191	\$397,533	\$24,742	\$138,062	\$736,529
Marine Programs Office	\$2,134,276		\$219,076	\$54,550	\$2,407,901
Oceanography	\$25,149,376	\$230,666	\$226,979	\$250,253	\$25,857,273
Program on Climate Change				\$344	\$344
Program on the Environment				\$34,259	\$34,259
<b>TOTAL COLLEGE OF THE ENVIRONMENT</b>	<b>\$72,502,842</b>	<b>\$1,951,132</b>	<b>\$1,920,637</b>	<b>\$4,927,846</b>	<b>\$81,302,457</b>
<b>Dean of Libraries (Total)</b>	<b>\$11,745</b>	<b>\$30,744</b>	<b>\$35,869</b>	<b>\$9,154,673</b>	<b>\$9,233,031</b>
<b>Educational Outreach</b>					
Academic Programs Contract Credit Standalone		\$14,230			\$14,230
Academic Programs Credit Standalone Undergraduate Education				\$129,408	\$129,408
Academic Programs Non Credit Certificate Undesignated	\$7,000				\$7,000
Operating Resources	\$355	\$28,806		\$58,903	\$88,064
UW Educational Outreach Endowment				\$49,910	\$49,910
UW Educational Outreach International and English Language Programs Grants		\$27,087			\$27,087
UW Educational Outreach Vice Provost Discretionary				\$27,405	\$27,405
<b>TOTAL EDUCATIONAL OUTREACH</b>	<b>\$7,355</b>	<b>\$70,122</b>		<b>\$265,626</b>	<b>\$343,104</b>
<b>Evans School of Public Affairs (Total)</b>	<b>\$1,464,302</b>		<b>\$366,295</b>	<b>\$1,449,098</b>	<b>\$3,279,695</b>
<b>External Affairs</b>					
External Affairs				\$37,066	\$37,066
Federal Relations				\$4,937	\$4,937
Marketing				\$1,763	\$1,763
State Relations				\$6,118	\$6,118
UW Television				\$2,693	\$2,693
<b>TOTAL EXTERNAL AFFAIRS</b>				<b>\$52,577</b>	<b>\$52,577</b>

College and Department	Research	Training	Fellowships	Other	Grand Total
<b>Foster Business School</b>					
Dean's Office		\$47,393	\$681,076	\$3,293,205	\$4,021,675
Accounting			\$29,655	\$362,423	\$392,078
Associate Dean of Academic Affairs				\$6,499	\$6,499
Associate Dean of Masters Programs				\$9,601	\$9,601
Business and Economic Development Center				\$522,375	\$522,375
Center for Innovation and Entrepreneurship				\$532,478	\$532,478
Executive Master of Business Administration				\$22,019	\$22,019
Executive Programs				\$23,258	\$23,258
External Relations				\$1,161,842	\$1,161,842
Finance and Business Economics	\$27,500			\$42,078	\$69,577
Global Business Center	\$164,066	\$181,974	\$88,127	\$339,747	\$773,914
Information Systems and Operations Management	\$89,419			\$111,476	\$200,895
Leadership Center	\$111,518	\$13,836		\$407,866	\$533,221
Management and Organization	\$2,527			\$57,442	\$59,969
Marketing and International Business				\$170,874	\$170,874
Master of Business Administration Business Connections Center				\$40,549	\$40,549
Master of Professional Accounting				\$2	\$2
Seattle Innovation Conference				\$50	\$50
Technology Management Master of Business Administration Master of Information Systems				\$7,230	\$7,230
Undergraduate Programs Office				\$140,487	\$140,487
<b>TOTAL FOSTER BUSINESS SCHOOL</b>	<b>\$395,028</b>	<b>\$243,204</b>	<b>\$798,858</b>	<b>\$7,251,502</b>	<b>\$8,688,592</b>
<b>Graduate School</b>					
Dean's Office		\$457,071		\$17,813	\$474,884
Academic Affairs	\$3,307				\$3,307
Achievement Rewards for College Scientists			\$524,350	\$17,500	\$541,850
Astrobiology	\$1,158				\$1,158
Center for Teaching and Learning				\$3,780	\$3,780
Fellowships	\$6,144		\$8,666,757	\$27,872	\$8,700,773
Forum on Science Ethics and Policy				\$2,573	\$2,573
Graduate Opportunities and Minority Achievement Program		\$7,017	\$191,971	\$56,087	\$255,075
Graduate School Fund for Excellence and Innovation Operations		\$39,128	\$95,964	\$405,932	\$541,024
Graduate School Fund for Excellence and Innovation Units			\$23,000		\$23,000
Lectureships				\$105,698	\$105,698
Molecular and Cellular Biology	(\$258)	\$959,706	\$2,562	\$467,551	\$1,429,561
Museology	\$26,703				\$26,703
Neurobiology and Behavior				\$3,931	\$3,931
Quantitative Ecology and Resource Management				\$704	\$704
UW Press				\$172,520	\$172,520
<b>TOTAL GRADUATE SCHOOL</b>	<b>\$37,054</b>	<b>\$1,462,921</b>	<b>\$9,504,605</b>	<b>\$1,281,962</b>	<b>\$12,286,541</b>
<b>Health Sciences Administration</b>					
Alcohol and Drug Abuse Institute	\$3,853,703	\$1,377,952		\$114,178	\$5,345,834
Center on Human Development and Disability Administration	\$2,141,238	\$2,012,945	\$235,978	\$1,935,035	\$6,325,197
Environmental Health and Safety				\$818	\$818
Hall Health Center				\$91,323	\$91,323
Health Sciences Academic Services and Facilities	\$180			\$6,775	\$6,955
Health Sciences Administration Gift Accounts				\$153,993	\$153,993
Health Sciences Business Office				\$1,469	\$1,469
Miscellaneous Services				(\$60)	(\$60)
Regional Primate Center	\$20,145,927			\$2,760,147	\$22,906,074
<b>TOTAL HEALTH SCIENCES ADMINISTRATION</b>	<b>\$26,141,049</b>	<b>\$3,390,898</b>	<b>\$235,978</b>	<b>\$5,063,679</b>	<b>\$34,831,603</b>
<b>Human Resources (Total)</b>				<b>\$1,607</b>	<b>\$1,607</b>
<b>Medical Centers</b>					
Administration Services	\$2,209			\$267,931	\$270,140
Airlift Northwest				\$0	\$0
Ancillary				\$263	\$263
Daily Service				\$50,637	\$50,637
General Services				\$23,073	\$23,073
Harborview Medical Center Endowment Fund				\$35,106	\$35,106
Northwest Hospital				\$11,678	\$11,678
UW Medical Center Revenue Services				\$228,546	\$228,546
<b>TOTAL MEDICAL CENTERS</b>	<b>\$2,209</b>			<b>\$617,233</b>	<b>\$619,442</b>

College and Department	Research	Training	Fellowships	Other	Grand Total
<b>Office of Research</b>					
Applied Physics Laboratory	\$61,836,747	\$235,551	\$1,784	\$373,160	\$62,447,242
Human Subjects Division				\$42,922	\$42,922
Office Of Research	\$184,142			\$217,208	\$401,350
Office of Research Information Services				\$1,025,312	\$1,025,312
Office of Sponsored Programs				\$1,276,640	\$1,276,640
<b>TOTAL OFFICE OF RESEARCH</b>	<b>\$62,020,889</b>	<b>\$235,551</b>	<b>\$1,784</b>	<b>\$2,935,241</b>	<b>\$65,193,465</b>
<b>Office of the Provost</b>					
Air Force				\$1,599	\$1,599
Army				\$91	\$91
Associate Vice Provost for Faculty Advancement				\$19,053	\$19,053
International Program and Exchange				\$30,000	\$30,000
Navy				\$18,932	\$18,932
Office of Global Affairs				\$13,701	\$13,701
Office of the Provost			\$81,500	\$213,057	\$294,557
University Committees				\$1,471	\$1,471
<b>TOTAL OFFICE OF THE PROVOST</b>			<b>\$81,500</b>	<b>\$297,904</b>	<b>\$379,404</b>
<b>Planning and Budgeting (Total)</b>				<b>\$24,082</b>	<b>\$24,082</b>
<b>School of Dentistry</b>					
Dean's Office	\$2,125,154	\$624,418	\$12,617	\$1,547,196	\$4,309,384
Dental Clinic				\$20,570	\$20,570
Endodontics	\$19,570		\$13,224	\$2,444	\$35,239
Oral and Maxillofacial Surgery/ Oral Pathology	\$124,528			\$80,362	\$204,890
Oral Health Sciences	\$862,323			\$43,858	\$906,181
Oral Medicine	\$46,625	\$6,920	\$27,398	\$179,894	\$260,837
Orthodontics	\$214,441			\$136,781	\$351,222
Pediatric Dentistry	\$123,203	\$417,250	\$129,511	\$121,085	\$791,049
Periodontics	\$469,293			\$122,972	\$592,266
Restorative Dentistry	\$282,336		\$500	\$102,691	\$385,527
<b>TOTAL SCHOOL OF DENTISTRY</b>	<b>\$4,267,474</b>	<b>\$1,048,588</b>	<b>\$183,250</b>	<b>\$2,357,853</b>	<b>\$7,857,166</b>
<b>School of Law (Total)</b>					
	<b>\$680,882</b>	<b>\$902,761</b>	<b>\$207,866</b>	<b>\$5,878,831</b>	<b>\$7,670,339</b>
<b>School of Medicine</b>					
Dean's Office	\$35,137,159	\$3,683,941	\$234,124	\$9,129,648	\$48,184,873
Anesthesiology and Pain Medicine	\$4,867,259	\$200,353	(\$7,489)	\$2,152,998	\$7,213,122
Biochemistry	\$12,175,364	\$921,224	\$509,164	\$1,193,433	\$14,799,185
Bioengineering	\$8,968,800	\$145,486	\$104,077	\$1,093,305	\$10,311,668
Bioethics and Humanities	\$1,166,715	\$882	\$3,600	\$5,147	\$1,176,345
Biological Structure	\$5,148,291	\$630,778		\$56,768	\$5,835,838
Biomedical Informatics and Medical Education	\$1,688,793	\$766,400		\$29,658	\$2,484,851
Comparative Medicine	\$2,394,727	\$102,027	\$36,085	\$38,310	\$2,571,148
Family Medicine	\$1,007,725	\$917,585	\$3,642	\$375,963	\$2,304,915
Genome Sciences	\$29,226,715	\$1,436,979	\$618,787	\$1,946,884	\$33,229,365
Global Health	\$15,333,178	\$28,991,946	\$44,189	\$2,376,024	\$46,745,337
Immunology	\$9,142,614	\$668,421	\$408,001	\$496,516	\$10,715,552
Laboratory Medicine	\$8,516,911	\$207,186		\$1,518,320	\$10,242,417
Medicine	\$91,454,195	\$10,013,181	\$1,497,856	\$17,622,665	\$120,587,897
Microbiology	\$20,020,885	\$536,015	\$268,536	\$339,948	\$21,165,384
Neurological Surgery	\$3,243,827	\$79,114	\$12,432	\$2,179,776	\$5,515,149
Neurology	\$4,758,102	\$131,853	\$1,163	\$1,447,368	\$6,338,486
Obstetrics and Gynecology	\$4,521,227	\$90,866		\$560,707	\$5,172,799
Ophthalmology	\$4,064,713	\$11,133	\$101,590	\$684,707	\$4,862,142
Orthopaedics and Sports Medicine	\$1,907,680	\$12,512	\$314,562	\$1,541,646	\$3,776,401
Otolaryngology	\$3,505,074	\$239,076	\$176,131	\$567,395	\$4,487,675
Pathology	\$15,989,682	\$3,776,354	\$530,208	\$960,722	\$21,256,966
Pediatrics	\$8,008,857	\$1,913,057	\$265,098	\$7,011,278	\$17,198,290
Pharmacology	\$6,769,235	\$12,710	\$130,594	\$1,227,079	\$8,139,619
Physiology and Biophysics	\$7,919,150	\$602,072	\$532,890	\$138,770	\$9,192,881
Psychiatry and Behavioral Sciences	\$15,693,010	\$2,423,437	\$54,466	\$3,861,563	\$22,032,476
Radiation Oncology	\$671,646			\$107,181	\$778,827
Radiology	\$15,093,431	\$36,387	\$107,192	\$1,558,361	\$16,795,372
Rehabilitation Medicine	\$6,019,136	\$1,397,124	\$72,347	\$2,660,759	\$10,149,366
Surgery	\$10,179,490	\$619,242	\$275,418	\$2,473,583	\$13,547,733
Urology	\$4,646,927	\$47,793	\$55,572	\$959,060	\$5,709,352
<b>TOTAL SCHOOL OF MEDICINE</b>	<b>\$359,240,518</b>	<b>\$60,615,135</b>	<b>\$6,350,236</b>	<b>\$66,315,541</b>	<b>\$492,521,431</b>

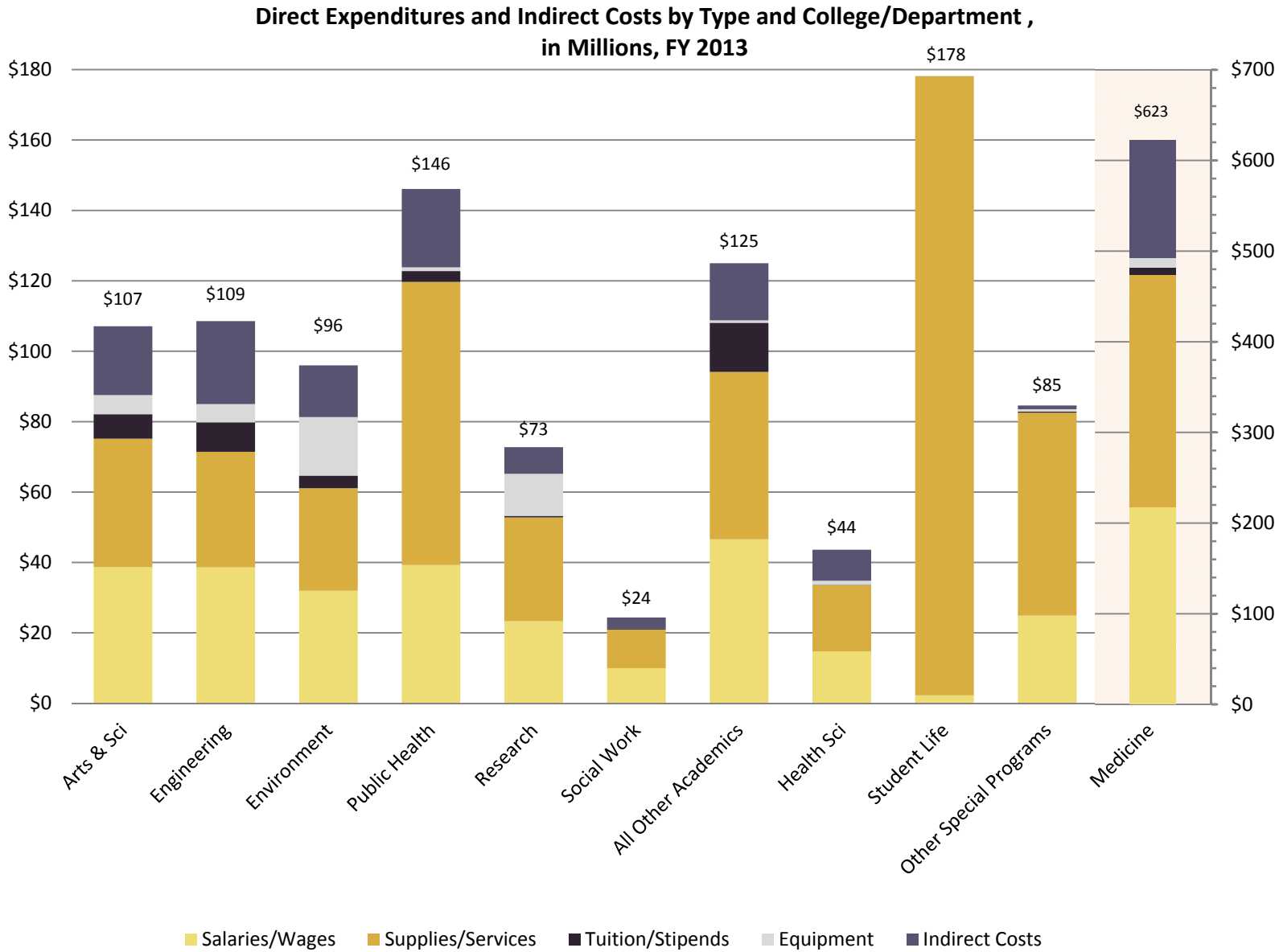


College and Department	Research	Training	Fellowships	Other	Grand Total
<b>School of Nursing</b>					
Dean's Office	\$6,442	\$309,092	\$511,469	\$300,478	\$1,127,481
Biobehavioral Nursing and Health Systems	\$5,207,003	\$1,418,309	(\$17)	\$140,532	\$6,765,827
Family and Child Nursing	\$1,731,583	\$139,105		\$344,939	\$2,215,627
Psychosocial and Community Health	\$1,529,451	\$1,335,823	\$33,468	\$139,459	\$3,038,201
<b>TOTAL SCHOOL OF NURSING</b>	<b>\$8,474,479</b>	<b>\$3,202,329</b>	<b>\$544,921</b>	<b>\$925,407</b>	<b>\$13,147,137</b>
<b>School of Pharmacy</b>					
Dean's Office			\$104,992	\$307,932	\$412,924
Department of Pharmacy	\$1,634,065		\$514,591	\$324,560	\$2,473,216
Medicinal Chemistry	\$2,289,736	\$591,145	\$159,434	\$90,124	\$3,130,440
Pharmaceutics	\$6,946,716		\$18,708	\$1,072,839	\$8,038,262
<b>TOTAL SCHOOL OF PHARMACY</b>	<b>\$10,870,517</b>	<b>\$591,145</b>	<b>\$797,725</b>	<b>\$1,795,455</b>	<b>\$14,054,842</b>
<b>School of Public Health</b>					
Dean's Office		\$83,475	\$63,200	\$89,356	\$236,031
Biostatistics	\$28,902,602	\$343,890	\$8,000	\$1,198,126	\$30,452,618
Environmental and Occupational Health	\$17,919,190	\$1,808,433	\$22,450	\$323,427	\$20,073,500
Epidemiology	\$16,066,837	\$1,897,951	\$54,551	\$594,437	\$18,613,776
Global Health	\$11,592,952	\$28,818,567	\$44,189	\$2,305,391	\$42,761,099
Health Services Main	\$8,680,744	\$2,406,582	\$26,934	\$556,532	\$11,670,792
Pathobiology				\$24,665	\$24,665
<b>TOTAL SCHOOL OF PUBLIC HEALTH</b>	<b>\$83,162,326</b>	<b>\$35,358,898</b>	<b>\$219,323</b>	<b>\$5,091,933</b>	<b>\$123,832,481</b>
<b>School of Social Work (Total)</b>	<b>\$11,862,194</b>	<b>\$7,525,605</b>	<b>\$73,001</b>	<b>\$1,719,992</b>	<b>\$21,180,793</b>
<b>Seattle Campus General University</b>					
Board of Regents				\$99,735	\$99,735
Intercollegiate Athletics			\$332,553	\$7,083,277	\$7,415,829
President				\$431,051	\$431,051
<b>TOTAL SEATTLE CAMPUS GENERAL UNIVERSITY</b>			<b>\$332,553</b>	<b>\$7,614,062</b>	<b>\$7,946,615</b>
<b>The Information School (Total)</b>	<b>\$3,624,537</b>	<b>\$78,322</b>	<b>\$62,300</b>	<b>\$400,868</b>	<b>\$4,166,027</b>
<b>Undergraduate Academic Affairs (Total)</b>	<b>\$4,316</b>	<b>\$148,822</b>	<b>\$145,500</b>	<b>\$1,027,121</b>	<b>\$1,325,759</b>
<b>UW Bothell (Total)</b>	<b>\$3,905,734</b>	<b>\$72,967</b>	<b>\$3,875</b>	<b>\$645,517</b>	<b>\$4,628,092</b>
<b>UW Finance and Facilities</b>					
Associate Controller			\$698,573		\$698,573
Campus Maintenance				\$20,512	\$20,512
Campus Operations				\$39,112	\$39,112
Controller				\$289	\$289
Emergency Management	\$66,920				\$66,920
Financial Management				\$96	\$96
Investments				\$9,919,677	\$9,919,677
Real Estate				\$18	\$18
Senior Vice President				(\$3,221)	(\$3,221)
Treasury				\$474	\$474
UW Finance and Facilities				\$5,496	\$5,496
<b>TOTAL UW FINANCE AND FACILITIES</b>	<b>\$66,920</b>		<b>\$698,573</b>	<b>\$9,982,452</b>	<b>\$10,747,945</b>
<b>UW Information Technology</b>					
Accessible Technology	\$60,700				\$60,700
Business and Finance	\$144,870				\$144,870
Enterprise Platforms				\$126,212	\$126,212
Network Planning Deployment and Operations				\$53,546	\$53,546
Radio Station KEXP Support				(\$1,379)	(\$1,379)
UW Information Technology				\$282,789	\$282,789
<b>TOTAL UW INFORMATION TECHNOLOGY</b>	<b>\$205,570</b>			<b>\$461,168</b>	<b>\$666,738</b>
<b>UW Tacoma (Total)</b>	<b>\$1,634,514</b>	<b>\$1,540,964</b>	<b>\$233,234</b>	<b>\$1,683,643</b>	<b>\$5,092,356</b>
<b>Vice President for Development</b>					
Development and Alumni Relations	\$335			\$547,306	\$547,641
Vice President for Development				\$81	\$81
UW Advancement				\$20,431,909	\$20,431,909
<b>TOTAL VICE PRESIDENT FOR DEVELOPMENT</b>	<b>\$335</b>			<b>\$20,979,295</b>	<b>\$20,979,630</b>
<b>Vice President for Minority Affairs (Total)</b>	<b>\$1,216,127</b>	<b>\$4,727,322</b>	<b>\$92,074</b>	<b>\$4,113,802</b>	<b>\$10,149,326</b>

College and Department	Research	Training	Fellowships	Other	Grand Total
<b>Vice President Student Life</b>					
Counseling Center	\$29,271			\$84,831	\$114,103
Enrollment Services				\$834	\$834
Husky Union Building and Student Activity				\$52,258	\$52,258
No Department (Student Financial Aid)			\$175,815,425	\$2,005,111	\$177,820,536
Recreational Sports				\$39,416	\$39,416
Student Financial Aid				\$19,541	\$19,541
Student Publications					
Vice President for Student Life				\$45,135	\$45,135
<b>TOTAL VICE PRESIDENT FOR STUDENT LIFE</b>	<b>\$29,271</b>		<b>\$175,815,425</b>	<b>\$2,247,127</b>	<b>\$178,091,823</b>
<b>TOTAL UNIVERSITY</b>	<b>\$806,243,773</b>	<b>\$128,210,427</b>	<b>\$206,227,888</b>	<b>\$221,104,422</b>	<b>\$1,361,786,510</b>

- Expenditures for Bioengineering are shared equally between the College of Engineering and the School of Medicine.
- Some of the expenditures for Global Health are shared equally between the School of Medicine and the School of Public Health.

**Schedule 15: Total Direct Expenditures and Indirect Costs by College and Department  
under Programs Receiving External Support  
(Includes Research, Training, Fellowships and Other Programs), FY 2013**



# Schedule 15: Total Direct Expenditures and Indirect Costs by College and Department under Programs Receiving External Support (Includes Research, Training, Fellowships and Other Programs), FY 2013

This schedule includes recovered indirect costs.

College and Department	Salaries & Wages (A)	Supplies & Services	Tuition & Stipends (B)	Equipment	Total Direct Expenditures	2013 Indirect Costs (E)
<b>Attorney General (Total)</b>		<b>1,412</b>			<b>1,412</b>	
<b>Center for Commercialization (Total)</b>	<b>4,325,649</b>	<b>18,041,298</b>		<b>8,116</b>	<b>22,375,063</b>	<b>5,029</b>
<b>College of Arts and Sciences</b>						
Dean's Office	157,658	135,834	34,041		327,533	
American Ethnic Studies	25,948	13,870			39,818	
American Indian Studies		14,789			14,789	
Anthropology	106,804	265,781	31,691		404,275	44,745
Applied Mathematics	518,073	268,365	113,817	7,764	908,019	313,317
Art	193,792	281,611	29,042	48,699	553,143	28,522
Arts and Sciences Development	13,060	245,080			258,141	
Asian Languages and Literature	163,657	86,684	21,788		272,129	36,240
Astronomy	2,768,084	2,259,983	232,375	173,005	5,433,447	1,627,521
Biology	4,331,569	4,109,572	483,327	393,393	9,317,862	2,248,267
Burke Museum	816,499	926,802	4,049	44,867	1,792,216	115,363
Center for Digital Arts and Experimental Media		2,271	4,900		7,171	
Center for Humanities	125,435	283,546	20,700		429,681	85,703
Center for Statistics and the Social Sciences	455,472	159,004	133,277	50,823	798,576	322,610
Center for Studies in Demography and Ecology	1,029,192	1,063,100	119,792	3,833	2,215,916	771,465
Chemistry	5,562,401	7,578,954	944,667	895,191	14,981,213	4,279,282
Classics	69,268	136,639	61,534		267,441	
Communication	131,994	321,109	37,293		490,396	8,588
Comparative History of Ideas	1,660	20,755			22,415	
Comparative Literature	29,726	7,358			37,084	
Dance	28,462	27,569	1,500		57,531	3,789
Department of Gender, Women & Sexuality Studies	3,151	7,014			10,165	
Drama	86,967	172,002	7,528	12,769	279,267	
Economics	290,587	177,193	23,169	4,684	495,633	24,418
English	252,172	299,200	71,169	2,303	624,844	5,986
Geography	122,731	96,423	34,393	3,016	256,563	66,897
German	47,685	29,021	123		76,830	
Henry Art Gallery	66,779	105,594			172,373	
History	433,911	407,937	145,072		986,920	14,630
Institute for Learning and Brain Sciences	2,576,818	2,880,527	19,750	44,687	5,521,782	657,258
Institute for Nuclear Theory	940,913	789,344	65,866	11,193	1,807,316	934,219
International Studies	2,889,878	2,299,332	1,507,173	5,971	6,702,354	214,719
Language Learning Center	24,153	49,448			73,602	39,178
Law Societies and Justice Program	5,811	9,942			15,752	
Linguistics	247,358	134,577	114,276		496,211	150,862
Mathematics	1,306,648	1,063,835	283,826	50,504	2,704,813	697,608
Music	164,325	294,232	122,491		581,048	
Near Eastern Languages and Civilization	28,357	19,072	4,270		51,699	1,837
Philosophy	73,254	53,073	24,083		150,410	13,094
Physics	5,749,878	3,723,927	1,276,445	3,660,485	14,410,735	3,280,382
Political Science	411,367	267,946	110,369		789,682	125,107
Psychology	3,627,892	3,287,906	578,400	24,052	7,518,250	2,050,100
Public Performing Arts	40,034	385,009			425,042	1,630
Romance Language		48,347	771		49,118	
Scandinavian Language	167,296	156,790	23,500		347,586	
Slavic Language	623	12,755	150		13,528	
Sociology	303,666	146,055	37,564	5,310	492,594	69,968
Speech and Hearing Sciences	1,423,229	672,670	75,238	22,287	2,193,425	751,740
Statistics	760,840	561,126	131,127		1,453,092	554,255
Women's Center	76,012	151,530			227,543	
<b>TOTAL COLLEGE OF ARTS AND SCIENCES</b>	<b>38,651,090</b>	<b>36,510,506</b>	<b>6,930,544</b>	<b>5,464,835</b>	<b>87,556,975</b>	<b>19,539,299</b>

College and Department	Salaries & Wages (A)	Supplies & Services	Tuition & Stipends (B)	Equipment	Total Direct Expenditures	2013 Indirect Costs (E)
<b>College of Built Environments</b>						
Dean's Office	275,932	559,171	76,126	12,425	923,655	1,825
Architecture	300,391	519,663	18,104	750	838,908	104,690
Construction Management	157,000	117,071	27,405		301,476	42,292
Landscape Architecture	89,951	179,610	1,829		271,389	6,868
Urban Design and Planning	813,989	418,909	27,733		1,260,631	41,360
<b>TOTAL COLLEGE OF BUILT ENVIRONMENTS</b>	<b>1,637,263</b>	<b>1,794,423</b>	<b>151,197</b>	<b>13,175</b>	<b>3,596,059</b>	<b>197,034</b>
<b>College of Education</b>						
Dean's Office	69,905	151,689	41,183		262,778	
Coeducational Research	1,853,795	1,491,868	301,242	5,692	3,652,597	871,175
Department of Education	3,835,141	2,609,530	591,920	102,923	7,139,514	1,282,613
Experimental Education Unit	4,227,419	7,334,244	283,169	83,774	11,928,606	1,735,499
<b>TOTAL COLLEGE OF EDUCATION</b>	<b>9,986,260</b>	<b>11,587,332</b>	<b>1,217,513</b>	<b>192,389</b>	<b>22,983,495</b>	<b>3,889,287</b>
<b>College of Engineering</b>						
Dean's Office	1,585,278	2,754,597	451,355	2,414	4,793,644	609,184
Aeronautics and Astronautics	2,329,999	1,564,871	379,938	1,261,046	5,535,855	1,195,312
Bioengineering (C)	4,358,124	4,929,835	404,232	619,476	10,311,668	3,024,049
Chemical Engineering	3,037,962	2,270,351	677,138	911,467	6,896,919	2,039,718
Civil and Environmental Engineering	3,995,531	4,540,218	1,106,178	230,343	9,872,269	2,610,018
Computer Science and Engineering	10,875,781	8,324,843	2,377,109	380,580	21,958,313	6,747,439
Electrical Engineering	5,248,381	3,627,125	1,424,437	419,689	10,719,631	3,015,802
Human Centered Design and Engineering	493,984	413,564	131,707		1,039,254	332,037
Industrial Engineering Program	443,516	220,017	104,317	15,697	783,547	350,778
Materials Science and Engineering	2,645,500	2,017,985	507,540	453,917	5,624,942	1,449,036
Mechanical Engineering	3,215,982	1,515,158	747,057	895,384	6,373,580	1,719,839
Washington State Transportation Center	385,739	631,616	50,334	2,097	1,069,786	476,482
<b>TOTAL COLLEGE OF ENGINEERING</b>	<b>38,615,775</b>	<b>32,810,181</b>	<b>8,361,342</b>	<b>5,192,111</b>	<b>84,979,409</b>	<b>23,569,694</b>
<b>College of the Environment</b>						
Dean's Office	9,427	178,603			188,030	
Aquatic and Fishery Sciences	5,189,282	4,465,612	639,651	244,088	10,538,633	1,822,930
Atmospheric Sciences	3,027,022	1,495,355	658,181	178,605	5,359,164	2,237,593
Center for Quantitative Science		72			72	
College of the Environment Initiatives	394,066	198,659	1,329		594,054	55,688
Dean of Environment Initiatives	262,431	494,755	52,031		809,216	48,265
Earth and Space Sciences	3,046,042	2,764,630	513,285	722,729	7,046,686	1,851,002
Environmental and Forest Sciences	5,052,267	6,703,914	438,581	863,661	13,058,424	1,029,495
Friday Harbor Laboratories	700,489	566,363	241,001	197,172	1,705,023	343,468
Joint Institute for the Study of the Atmosphere and Ocean	7,162,296	3,676,962	261,815	1,865,775	12,966,849	2,879,906
Marine and Environmental Affairs	371,843	275,546	89,139		736,529	81,778
Marine Programs Office	1,278,711	876,378	252,812		2,407,901	472,305
Oceanography	5,457,822	7,414,960	438,458	12,546,033	25,857,273	3,854,132
Program on Climate Change		344			344	
Program on the Environment	25,750	8,510			34,259	
<b>TOTAL COLLEGE OF THE ENVIRONMENT</b>	<b>31,977,449</b>	<b>29,120,661</b>	<b>3,586,284</b>	<b>16,618,063</b>	<b>81,302,457</b>	<b>14,676,562</b>
<b>Dean of Libraries (Total)</b>	<b>1,211,829</b>	<b>8,001,646</b>	<b>2,500</b>	<b>17,056</b>	<b>9,233,031</b>	<b>546,605</b>
<b>Educational Outreach</b>						
Academic Programs Contract Credit Standalone	3,333	10,897			14,230	2,135
Academic Programs Credit Standalone Undergraduate Education		129,408			129,408	12,941
Academic Programs Non Credit Certificate Undesignated		7,000			7,000	
Operating Resources	59,453	28,611			88,064	7,017
UW Educational Outreach Endowment	37,247	12,664			49,910	
UW Educational Outreach International and English Language Programs Grants	16,497	10,589			27,087	7,043
UW Educational Outreach Vice Provost Discretionary	58	27,346			27,405	
<b>TOTAL EDUCATIONAL OUTREACH</b>	<b>116,589</b>	<b>226,515</b>			<b>343,104</b>	<b>29,135</b>
<b>Evans School of Public Affairs (Total)</b>	<b>1,148,941</b>	<b>1,502,469</b>	<b>628,285</b>		<b>3,279,695</b>	<b>441,295</b>

College and Department	Salaries & Wages (A)	Supplies & Services	Tuition & Stipends (B)	Equipment	Total Direct Expenditures	2013 Indirect Costs (E)
<b>External Affairs</b>						
External Affairs		37,159		(93)	37,066	
Federal Relations		4,937			4,937	
Marketing		1,763			1,763	
State Relations		6,118			6,118	
UW Television		2,693			2,693	
<b>TOTAL EXTERNAL AFFAIRS</b>		<b>52,671</b>		<b>(93)</b>	<b>52,577</b>	
<b>Foster Business School</b>						
Dean's Office	2,008,419	1,574,071	413,807	25,378	4,021,675	
Accounting	173,986	202,767	10,083	5,242	392,078	
Associate Dean of Academic Affairs		6,499			6,499	
Associate Dean of Masters Programs		9,601			9,601	
Business and Economic Development Center	205,704	287,197	29,475		522,375	
Center for Innovation and Entrepreneurship	106,468	426,010			532,478	
Executive Master of Business Administration		22,019			22,019	
Executive Programs		23,258			23,258	
External Relations	613,047	548,795			1,161,842	
Finance and Business Economics	16,989	50,206		2,382	69,577	
Global Business Center	250,599	523,315			773,914	30,962
Information Systems and Operations Management	63,387	122,479	15,029		200,895	42,894
Leadership Center	354,500	172,672		6,049	533,221	4,732
Management and Organization	8,452	51,517			59,969	379
Marketing and International Business	82,735	88,139			170,874	
Master of Business Administration Business Connections Center	400	40,149			40,549	
Master of Professional Accounting		2			2	
Seattle Innovation Conference		50			50	
Technology Management Master of Business Administration						
Master of Information Systems		7,230			7,230	
Undergraduate Programs Office	7,000	117,578	15,909		140,487	
<b>TOTAL FOSTER BUSINESS SCHOOL</b>	<b>3,891,686</b>	<b>4,273,552</b>	<b>484,303</b>	<b>39,051</b>	<b>8,688,592</b>	<b>78,967</b>
<b>Graduate School</b>						
Dean's Office	278,415	83,046	113,423		474,884	31,470
Academic Affairs		3,307			3,307	
Achievement Rewards for College Scientists			541,850		541,850	
Astrobiology		1,158			1,158	92
Center for Teaching and Learning		3,780			3,780	
Fellowships	2,102,307	344,500	6,253,966		8,700,773	
Forum on Science Ethics and Policy		2,573			2,573	
Graduate Opportunities and Minority Achievement Program	193,360	51,325	10,390		255,075	
Graduate School Fund for Excellence and Innovation						
Operations	380,348	140,212	20,464		541,024	
Graduate School Fund for Excellence and Innovation Units		12,167	10,833		23,000	
Lectureships	13,094	92,603			105,698	
Molecular and Cellular Biology	545,513	119,591	764,458		1,429,561	67,771
Museology	9,842	6,208	10,652		26,703	8,748
Neurobiology and Behavior		3,931			3,931	
Quantitative Ecology and Resource Management		704			704	
UW Press	4,912	167,608			172,520	
<b>TOTAL GRADUATE SCHOOL</b>	<b>3,527,792</b>	<b>1,032,712</b>	<b>7,726,036</b>		<b>12,286,541</b>	<b>108,081</b>
<b>Health Sciences Administration</b>						
Alcohol and Drug Abuse Institute	2,583,349	2,759,695		2,790	5,345,834	676,154
Center on Human Development and Disability Administration	2,969,112	3,191,997	120,267	43,821	6,325,197	802,039
Environmental Health and Safety		818			818	
Hall Health Center	46,390	44,933			91,323	18,364
Health Sciences Academic Services and Facilities		6,955			6,955	
Health Sciences Administration Gift Accounts		153,993			153,993	
Health Sciences Business Office		1,469			1,469	
Miscellaneous Services		(60)			(60)	
Regional Primate Center	9,104,387	12,662,878	14,149	1,124,660	22,906,074	7,299,331
<b>TOTAL HEALTH SCIENCES ADMINISTRATION</b>	<b>14,703,237</b>	<b>18,822,679</b>	<b>134,416</b>	<b>1,171,271</b>	<b>34,831,603</b>	<b>8,795,887</b>
<b>Human Resources (Total)</b>		<b>1,607</b>			<b>1,607</b>	

College and Department	Salaries & Wages (A)	Supplies & Services	Tuition & Stipends (B)	Equipment	Total Direct Expenditures	2013 Indirect Costs (E)
<b>Medical Centers</b>						
Administration Services	1,100	256,106		12,934	270,140	
Ancillary		263			263	
Daily Service		47,778		2,860	50,637	
General Services		23,073			23,073	
Harborview Medical Center Endowment Fund		32,606		2,500	35,106	
Northwest Hospital		11,678			11,678	
UW Medical Center Revenue Services		228,546			228,546	
Valley Medical Center						
<b>TOTAL MEDICAL CENTERS</b>	<b>1,100</b>	<b>600,049</b>		<b>18,293</b>	<b>619,442</b>	
<b>Office of Research</b>						
Applied Physics Laboratory	21,305,130	28,738,778	447,647	11,955,686	62,447,242	7,545,583
Human Subjects Division	28,838	14,083			42,922	
Office Of Research	287,043	114,307			401,350	4,982
Office of Research Information Services	759,119	257,605	8,588		1,025,312	
Office of Sponsored Programs	937,298	339,342			1,276,640	
<b>TOTAL OFFICE OF RESEARCH</b>	<b>23,317,428</b>	<b>29,464,115</b>	<b>456,235</b>	<b>11,955,686</b>	<b>65,193,465</b>	<b>7,550,565</b>
<b>Office of the Provost</b>						
Air Force		1,599			1,599	
Army		91			91	
Associate Vice Provost for Faculty Advancement	12,676	6,377			19,053	
International Program and Exchange		30,000			30,000	
Navy		18,932			18,932	
Office of Global Affairs	3,412	4,663	5,625		13,701	
Office of the Provost	94,616	197,221		2,720	294,557	
University Committees		1,471			1,471	
<b>TOTAL OFFICE OF THE PROVOST</b>	<b>110,704</b>	<b>260,355</b>	<b>5,625</b>	<b>2,720</b>	<b>379,404</b>	
<b>Planning and Budgeting (Total)</b>		<b>24,082</b>			<b>24,082</b>	
<b>School of Dentistry</b>						
Dean's Office	1,834,444	2,017,474	446,582	10,885	4,309,384	677,818
Dental Clinic		20,570			20,570	
Endodontics		31,178		4,061	35,239	
Oral and Maxillofacial Surgery/ Oral Pathology	78,004	122,977		3,909	204,890	7,254
Oral Health Sciences	576,197	311,232		18,752	906,181	331,861
Oral Medicine	111,241	123,372	5,169	21,056	260,837	69,315
Orthodontics	192,422	141,280		17,520	351,222	120,094
Pediatric Dentistry	449,386	341,663			791,049	79,820
Periodontics	195,490	388,187	8,588		592,266	192,434
Restorative Dentistry	122,594	256,808	1,000	5,125	385,527	60,143
<b>TOTAL SCHOOL OF DENTISTRY</b>	<b>3,559,779</b>	<b>3,754,741</b>	<b>461,339</b>	<b>81,307</b>	<b>7,857,166</b>	<b>1,538,739</b>
<b>School of Law (Total)</b>	<b>2,858,122</b>	<b>4,152,567</b>	<b>659,651</b>		<b>7,670,339</b>	<b>748,889</b>

College and Department	Salaries & Wages (A)	Supplies & Services	Tuition & Stipends (B)	Equipment	Total Direct Expenditures	2013 Indirect Costs (E)
<b>School of Medicine</b>						
Dean's Office	16,132,100	30,906,677	262,305	883,791	48,184,873	3,638,447
Anesthesiology and Pain Medicine	4,356,231	2,818,000	(351)	39,243	7,213,122	2,119,862
Biochemistry	6,765,684	6,863,844	716,854	452,803	14,799,185	5,216,296
Bioengineering (C)	4,358,124	4,929,835	404,232	619,476	10,311,668	3,024,049
Bioethics and Humanities	720,126	395,874	60,345		1,176,345	368,881
Biological Structure	2,941,120	2,249,973	436,783	207,962	5,835,838	2,478,963
Biomedical Informatics and Medical Education	1,550,787	697,648	227,826	8,590	2,484,851	554,212
Comparative Medicine	1,248,828	1,248,907	4,504	68,909	2,571,148	1,156,683
Family Medicine	1,176,454	716,886	411,575		2,304,915	239,035
Genome Sciences	10,927,905	19,494,689	983,096	1,823,676	33,229,365	10,894,905
Global Health (D)	10,314,168	35,783,069	368,673	279,427	46,745,337	6,559,091
Immunology	3,679,550	6,453,519	411,671	170,813	10,715,552	3,302,198
Laboratory Medicine	5,035,758	4,781,237	74,871	350,551	10,242,417	3,702,092
Medicine	56,675,228	62,458,882	527,587	926,201	120,587,897	35,371,364
Microbiology	9,105,651	10,820,140	322,987	916,606	21,165,384	8,358,858
Neurological Surgery	3,302,018	2,058,043	55,417	99,671	5,515,149	1,391,192
Neurology	3,428,246	2,784,398	15,723	110,119	6,338,486	1,882,423
Obstetrics and Gynecology	2,438,155	2,584,866	21,655	128,124	5,172,799	2,103,129
Ophthalmology	2,230,975	2,068,949	45,227	516,992	4,862,142	1,332,274
Orthopaedics and Sports Medicine	2,424,611	1,306,857	22,906	22,027	3,776,401	924,469
Otolaryngology	2,793,123	1,596,893	66,441	31,217	4,487,675	1,221,326
Pathology	10,830,423	8,926,884	1,206,318	293,342	21,256,966	7,231,609
Pediatrics	10,417,723	6,530,719	88,964	160,883	17,198,290	3,364,395
Pharmacology	3,990,873	3,673,608	325,174	149,963	8,139,619	3,019,397
Physiology and Biophysics	4,483,549	3,783,078	628,310	297,945	9,192,881	3,399,908
Psychiatry and Behavioral Sciences	12,120,189	9,691,763	126,658	93,866	22,032,476	5,040,421
Radiation Oncology	453,223	307,008		18,596	778,827	336,872
Radiology	8,273,008	8,180,499	160,451	181,414	16,795,372	5,454,285
Rehabilitation Medicine	5,444,076	4,526,206	72,504	106,580	10,149,366	2,421,990
Surgery	7,286,779	4,883,313	48,060	1,329,581	13,547,733	2,741,129
Urology	2,102,924	3,514,092	12,882	79,454	5,709,352	1,310,082
<b>TOTAL SCHOOL OF MEDICINE</b>	<b>217,007,608</b>	<b>257,036,356</b>	<b>8,109,645</b>	<b>10,367,822</b>	<b>492,521,431</b>	<b>130,159,837</b>
<b>School of Nursing</b>						
Dean's Office	386,469	502,908	238,105		1,127,481	22,877
Biobehavioral Nursing and Health Systems	4,086,501	2,467,026	200,340	11,961	6,765,827	2,217,455
Family and Child Nursing	1,276,287	911,897	4,504	22,940	2,215,627	589,446
Psychosocial and Community Health	1,812,243	1,067,514	158,444		3,038,201	465,003
<b>TOTAL SCHOOL OF NURSING</b>	<b>7,561,500</b>	<b>4,949,344</b>	<b>601,392</b>	<b>34,900</b>	<b>13,147,137</b>	<b>3,294,781</b>
<b>School of Pharmacy</b>						
Dean's Office	99,513	234,133	71,419	7,859	412,924	
Department of Pharmacy	1,334,657	1,075,825	35,355	27,378	2,473,216	550,917
Medicinal Chemistry	1,584,793	1,024,412	488,279	32,956	3,130,440	1,100,171
Pharmaceutics	2,365,320	5,404,205	100,336	168,401	8,038,262	2,552,362
<b>TOTAL SCHOOL OF PHARMACY</b>	<b>5,384,284</b>	<b>7,738,575</b>	<b>695,389</b>	<b>236,595</b>	<b>14,054,842</b>	<b>4,203,449</b>
<b>School of Public Health</b>						
Dean's Office	1,865	87,490	146,675		236,031	
Biostatistics	8,473,388	20,874,234	987,918	117,079	30,452,618	4,872,967
Environmental and Occupational Health	8,418,292	10,486,603	574,886	593,718	20,073,500	6,466,704
Epidemiology	7,986,211	10,107,571	487,750	32,244	18,613,776	3,572,810
Global Health (D)	8,780,369	33,367,690	364,169	248,872	42,761,099	5,352,636
Health Services Main	5,618,618	5,504,262	487,083	60,829	11,670,792	1,993,791
Pathobiology	13,674	1,942	9,049		24,665	
<b>TOTAL SCHOOL OF PUBLIC HEALTH</b>	<b>39,292,416</b>	<b>80,429,792</b>	<b>3,057,530</b>	<b>1,052,742</b>	<b>123,832,481</b>	<b>22,258,908</b>
<b>School of Social Work (Total)</b>	<b>9,950,386</b>	<b>10,989,558</b>	<b>222,722</b>	<b>18,127</b>	<b>21,180,793</b>	<b>3,197,813</b>



College and Department	Salaries & Wages (A)	Supplies & Services	Tuition & Stipends (B)	Equipment	Total Direct Expenditures	2013 Indirect Costs (E)
<b>Seattle Campus General University</b>						
Board of Regents	39,924	59,811			99,735	
Intercollegiate Athletics	310,851	6,543,297	102,692	458,990	7,415,829	
President	87,695	263,760		79,595	431,051	
<b>TOTAL SEATTLE CAMPUS GENERAL UNIVERSITY</b>	<b>438,470</b>	<b>6,866,868</b>	<b>102,692</b>	<b>538,585</b>	<b>7,946,615</b>	
<b>The Information School</b>						
The Information School	25,033	147,075	46,900		219,008	
The Information School Research	1,607,608	1,648,601	676,786	14,024	3,947,020	536,935
<b>TOTAL THE INFORMATION SCHOOL</b>	<b>1,632,641</b>	<b>1,795,676</b>	<b>723,686</b>	<b>14,024</b>	<b>4,166,027</b>	<b>536,935</b>
<b>Undergraduate Academic Affairs</b>						
Office of Educational Assessment	6,325	18,061			24,386	
Undergraduate Academic Affairs	280,448	843,103	177,822		1,301,373	28,113
<b>TOTAL UNDERGRADUATE ACADEMIC AFFAIRS</b>	<b>286,773</b>	<b>861,164</b>	<b>177,822</b>		<b>1,325,759</b>	<b>28,113</b>
<b>UW Bothell (Total)</b>	<b>2,228,214</b>	<b>2,235,013</b>	<b>130,251</b>	<b>34,614</b>	<b>4,628,092</b>	<b>517,033</b>
<b>UW Finance and Facilities</b>						
Associate Controller		698,573			698,573	
Campus Maintenance		20,512			20,512	
Campus Operations		39,112			39,112	
Controller		289			289	
Emergency Management	51,733	15,187			66,920	3,346
Financial Management		96			96	
Investments	3,006,733	6,904,595		8,349	9,919,677	
Real Estate		18			18	
Senior Vice President		(3,221)			(3,221)	
Treasury		474			474	
UW Finance and Facilities		5,496			5,496	
<b>TOTAL UW FINANCE AND FACILITIES</b>	<b>3,058,465</b>	<b>7,681,131</b>		<b>8,349</b>	<b>10,747,945</b>	<b>3,346</b>
<b>UW Information Technology</b>						
Accessible Technology	45,641	15,059			60,700	32,778
Business and Finance		171,213		(26,343)	144,870	
Enterprise Platforms	100,904	25,308			126,212	
Network Planning Deployment and Operations		219		53,327	53,546	119
Radio Station KEXP Support		(1,379)			(1,379)	
UW Information Technology	51,426	231,363			282,789	
<b>TOTAL UW INFORMATION TECHNOLOGY</b>	<b>197,971</b>	<b>441,783</b>		<b>26,984</b>	<b>666,738</b>	<b>32,897</b>
<b>UW Tacoma (Total)</b>	<b>2,873,181</b>	<b>1,883,154</b>	<b>304,509</b>	<b>31,512</b>	<b>5,092,356</b>	<b>637,435</b>
<b>Vice President for Development</b>						
Development and Alumni Relations	2,960	537,716		6,964	547,641	
Vice President for Development		81			81	
UW Advancement	13,117,595	7,290,732		23,582	20,431,909	
<b>TOTAL VICE PRESIDENT FOR DEVELOPMENT</b>	<b>13,120,555</b>	<b>7,828,528</b>		<b>30,546</b>	<b>20,979,630</b>	
<b>Vice President for Minority Affairs (Total)</b>	<b>2,336,288</b>	<b>7,607,033</b>	<b>206,005</b>		<b>10,149,326</b>	<b>445,207</b>

College and Department	Salaries & Wages (A)	Supplies & Services	Tuition & Stipends (B)	Equipment	Total Direct Expenditures	2013 Indirect Costs (E)
<b>Vice President Student Life</b>						
Counseling Center	59,784	54,318			114,103	7,741
Enrollment Services		834			834	
Husky Union Building and Student Activity		52,258			52,258	
No Department (Student Financial Aid)	2,171,492	175,649,044			177,820,536	
Recreational Sports		39,416			39,416	
Student Financial Aid		19,541			19,541	
Vice President for Student Life	6,824	38,311			45,135	
<b>TOTAL VICE PRESIDENT FOR STUDENT LIFE</b>	<b>2,238,100</b>	<b>175,853,723</b>			<b>178,091,823</b>	<b>7,741</b>
<b>Grand Total</b>	<b>487,247,548</b>	<b>776,233,271</b>	<b>45,136,912</b>	<b>53,168,779</b>	<b>1,361,786,510</b>	<b>247,038,563</b>

(A) Includes stipends paid to post-doctoral trainees.

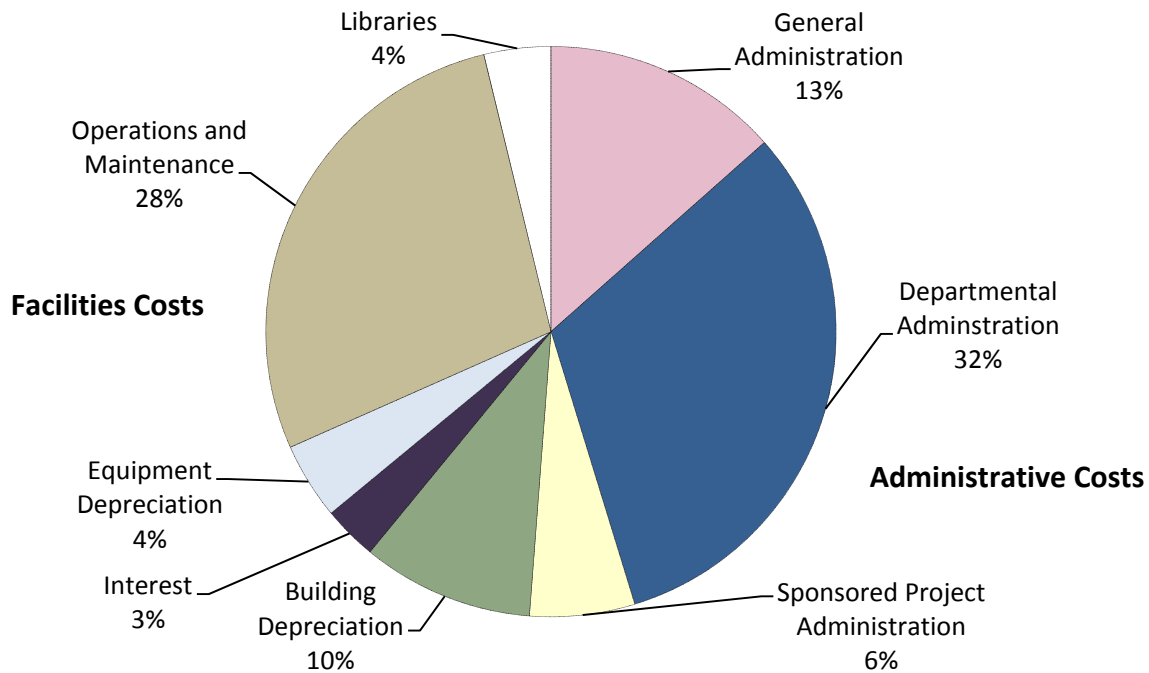
(B) Does not include expenditures under fellowship or traineeship awards made directly to individuals by sponsoring agencies.

(C) Expenditures for Bioengineering are shared equally between the College of Engineering and the School of Medicine.

(D) Some of the expenditures for Global Health are shared equally between the School of Medicine and the School of Public Health.

(E) Represents recovered facilities and administrative costs associated with total direct expenditures. A portion of the administrative component is returned to units as research costs recovery.

**Schedule 15A: Breakdown of Facilities and Administrative (F&A)  
Cost by Major Category, FY 2008  
(Reflects Numbers from Last Base Year, FY 2008)**



In a typical year, roughly half of the University's overhead for sponsored research maintains UW facilities supporting sponsored activity, and the other half supports central and departmental sponsored activity administration. About one third of the total F&A represents administration of sponsored activity managed within Departments, Schools, and Colleges. These funds are used by Deans and Chairs to support fiscal specialists, administrators, and other staff who assist faculty with sponsored activity—including grant proposal preparation and budget management.

The UW received approximately \$247 million in F&A costs reimbursements in FY 2013. The pie chart represents the proportion of actual overhead costs during the University's last F&A base year (FY 2008). Seventeen percent of the F&A funds represented central administrative costs used to help defray the costs of centralized research administration and compliance services, such as Research Accounting and Analysis, Human Resources, Payroll, Purchasing, Office of Research, Office of Sponsored Programs and the Human Subjects Division. Of the 51% spent on Facilities, a little more than half was spent on operations and maintenance of existing sponsored activity space,

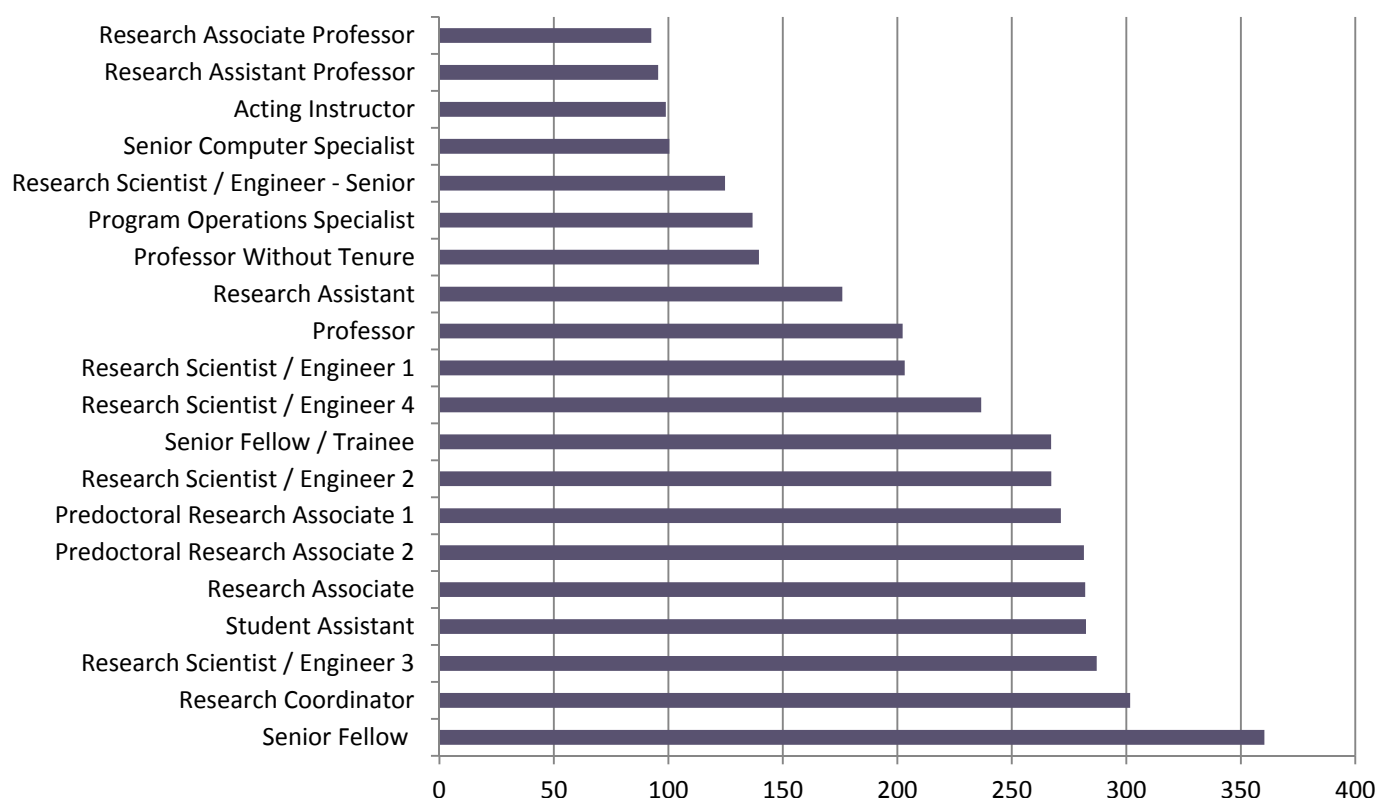
including paying for such costs as utilities, hazardous materials disposal, and janitorial services. The remainder paid for repairs and renovation of buildings, 'debt service' (interest) on new buildings, major equipment repair and replacement, and support for the libraries.

The PI's school or college generally receives about one-third of F&A costs through the Indirect Cost Recovery (ICR) allocation. These funds are used at the discretion of the Dean and Chairs to support research in their units.

F&A cost reimbursements are related to University expenditures. When the UW develops its budget for a biennium, it starts with an estimate of the total revenues available for that biennium, including State funding, tuition, F&A cost reimbursement, and interest and investment income. All these funding sources are combined to pay the UW's operating expenses, including F&A costs related to research and other sponsored agreements.

For more information about F&A costs, see: [www.uw.edu/research/osp/gim/gim13.html](http://www.uw.edu/research/osp/gim/gim13.html)

## Schedule 16: University Employees Paid from Grant and Contract Funds, FY 2013



**Top 20 by Title**

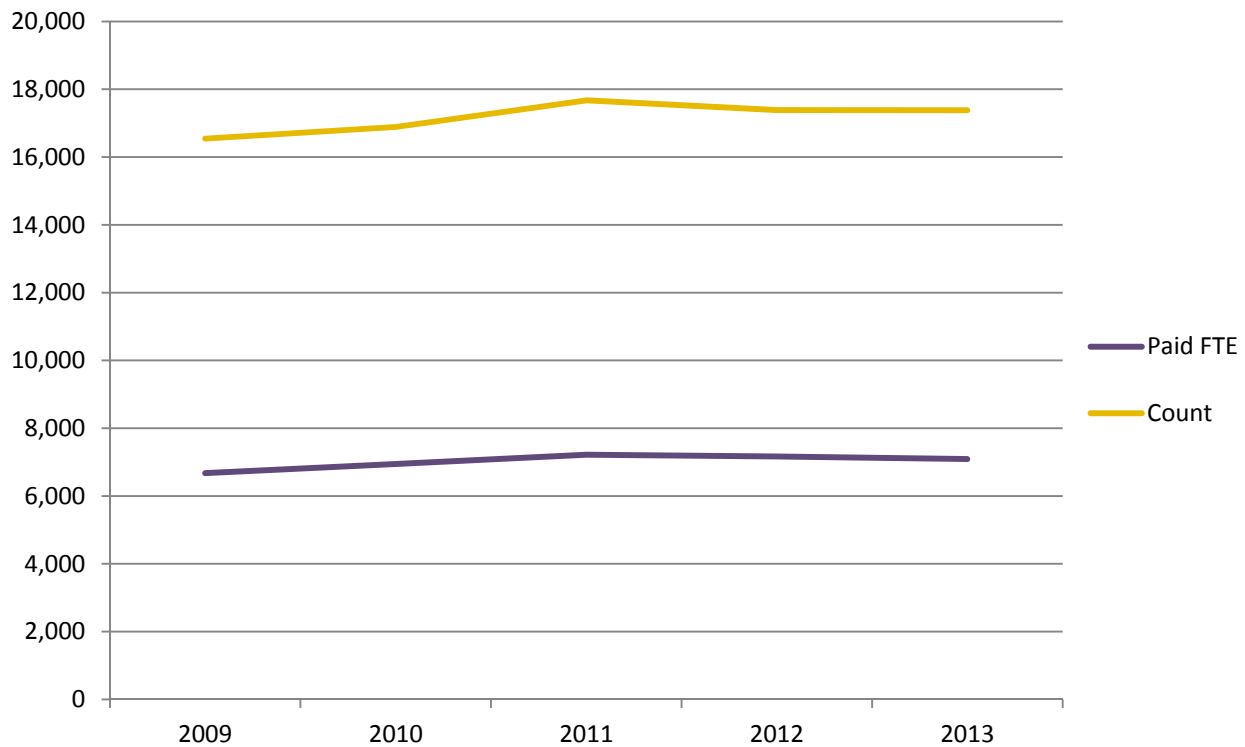
Title	Sum of FTE
Senior Fellow	360
Research Coordinator	302
Research Scientist / Engineer 3	287
Student Assistant	282
Research Associate	282
Predoctoral Research Associate 2	282
Predoctoral Research Associate 1	271
Research Scientist / Engineer 2	267
Senior Fellow / Trainee	267
Research Scientist / Engineer 4	237
Research Scientist / Engineer 1	203
Professor	202
Research Assistant	176
Professor Without Tenure	140
Program Operations Specialist	137
Research Scientist / Engineer - Senior	125
Senior Computer Specialist	100
Acting Instructor	99
Research Assistant Professor	96
Research Associate Professor	93

## Schedule 16: University Employees Paid from Grant and Contract Funds

### University Employees Paid from Grant and Contract Funds, FY 2009 – 2013

Fiscal Year	Sum of Paid FTE	Count
2009	6,675	16,541
2010	6,941	16,890
2011	7,218	17,671
2012	7,164	17,385
2013	7,088	17,381
<b>Grand Total</b>	<b>35,085</b>	<b>34,469</b>

### Count of Employees and Paid FTE, FY 2009 – 2013

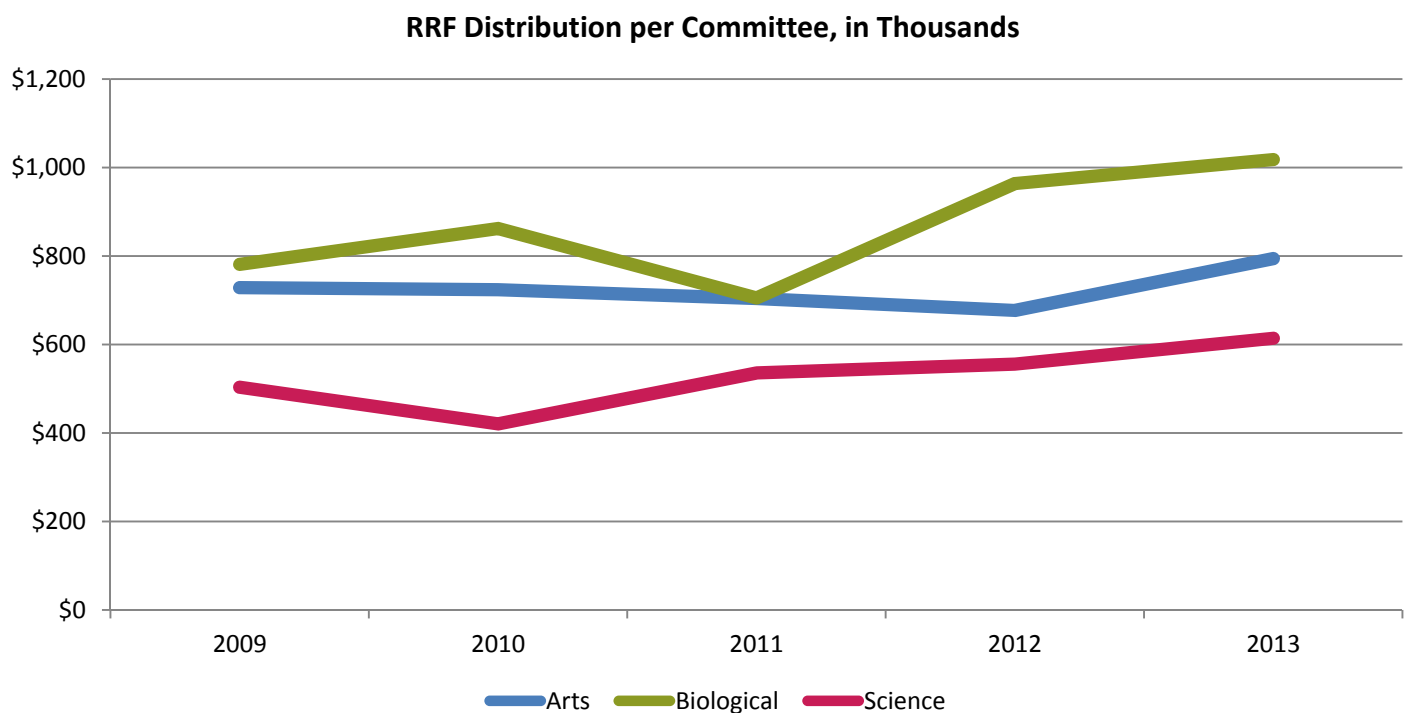
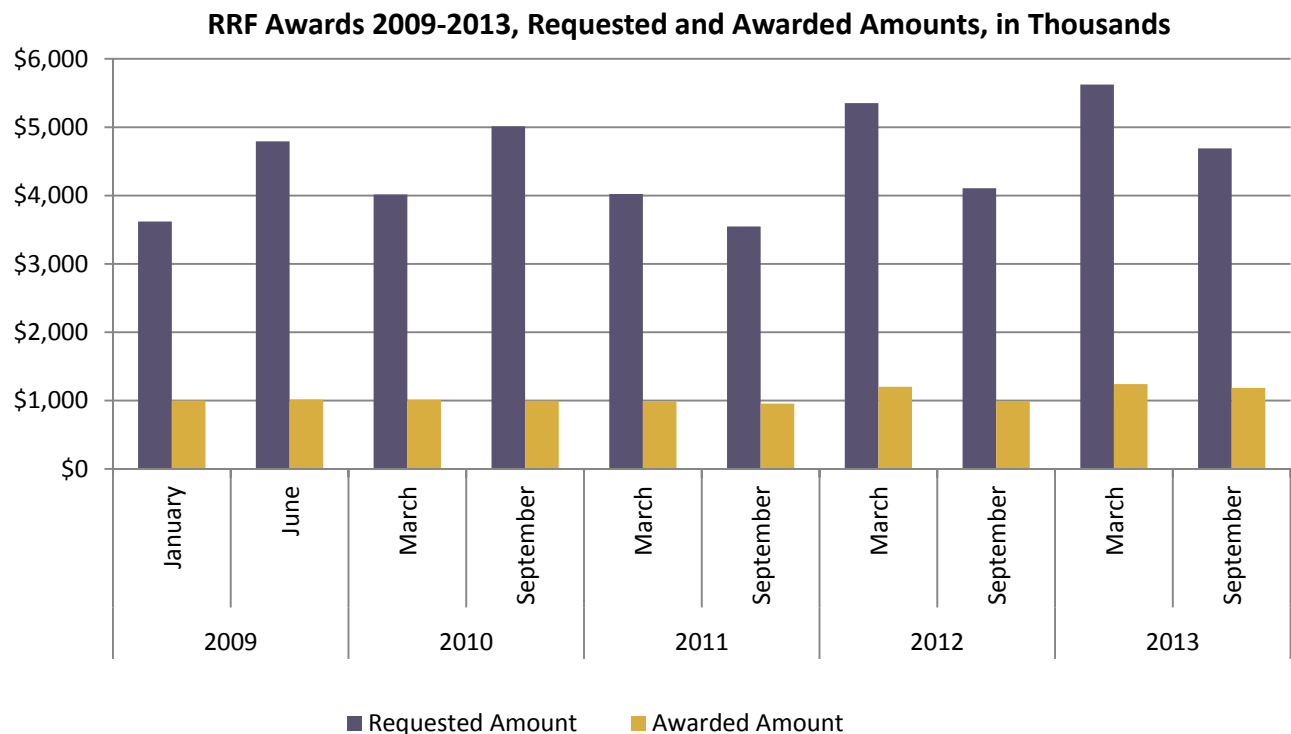


### Sum of Paid FTE, FY 2009 – 2013

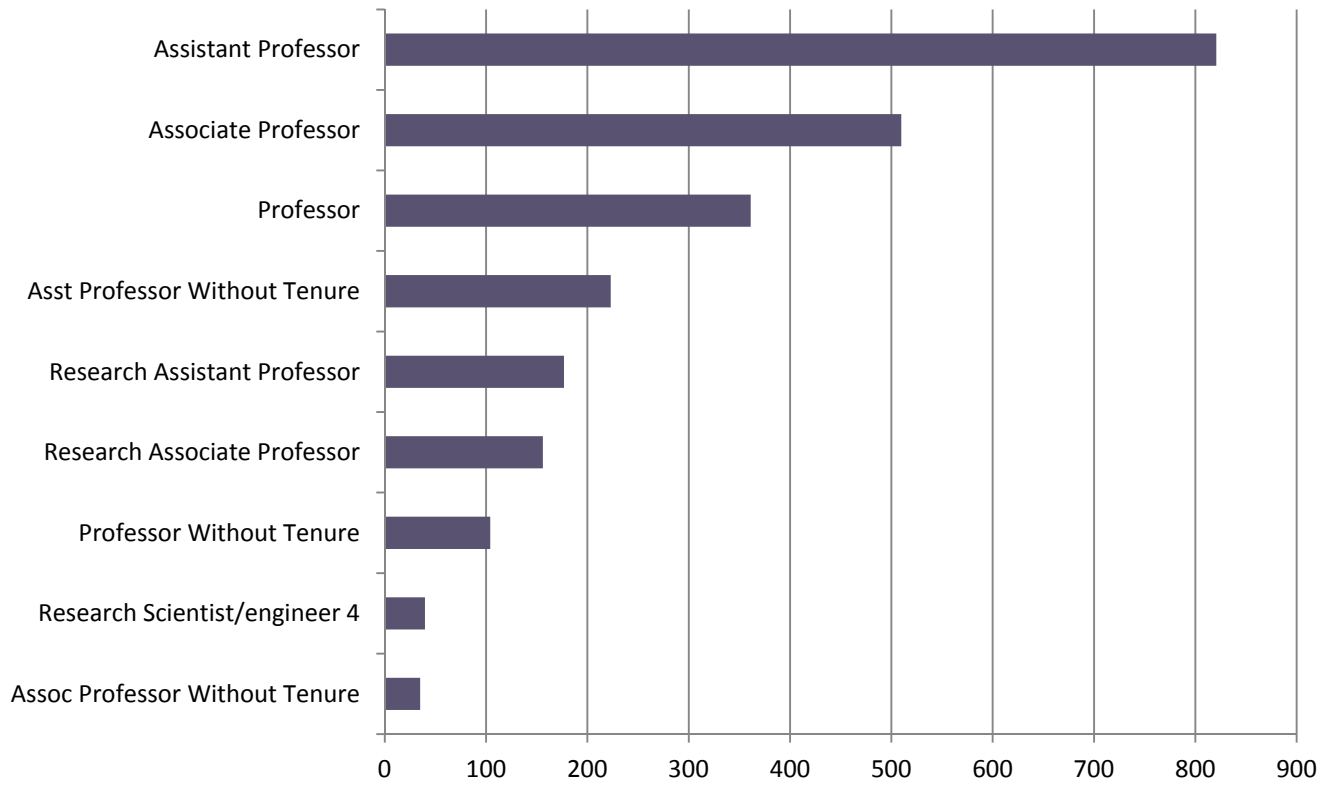
Sum of Paid FTE	2009	2010	2011	2012	2013
Fellowships	144	139	138	140	118
Other	11,04	1,073	1,158	1,247	1,327
Research	4,811	5,102	5,311	5,179	5,011
Training	615	626	611	598	631
<b>Grand Total</b>	<b>6,675</b>	<b>6,941</b>	<b>7,218</b>	<b>7,164</b>	<b>7,088</b>

## Schedule 17: Royalty Research Fund Awards January 2009 – September 2013

The Royalty Research Fund (RRF) program is funded from royalty and licensing fee income generated by the University's technology transfer program. The RRF has made awards twice yearly since Spring 1992. The RRF welcomes proposals with budgets up to \$40,000.



**Awarded Amount By Job Title, in Thousands**



## Appendix 1: Notes and Definitions

The following notes and definitions may assist the reader in reviewing this report:

**1. Proposals:** Proposals for research projects are submitted by UW on behalf of principal investigators or program directors in response to sponsors' requests for proposals. They are the official requests for support, are generally competitive and do not guarantee funding. Proposals may be submitted to federal, state and other governmental agencies, not-for-profit foundations, private industry and business, and other academic institutions. The number of awards requested will significantly exceed the number of awards received in a given year.

**2. Awards:** Awards are received by the University in response to submitted proposals. Rarely are projects funded without a formal request in the form of a proposal. Generally, awards are received either as grants or contracts and represent financial resources that have become available for covering the cost of research, service, or education and training. The Awards total also includes grants for student scholarships, fellowships and work study programs administered by the Vice President for Student Affairs. The award numbers do not include student loans, gifts to the UW or to the UW Foundation. Note: Award amounts for previous fiscal years may be adjusted to reflect data changes in the UW's System to Administer Grants Electronically (SAGE).

**3. Expenditures:** These represent completed financial transactions against the award funds. Generally, the total grant and contract expenditures for a given fiscal year will be reasonably related to the total grant and contract awards in the preceding year or two. The term direct expenditures as used in this report covers only those costs incurred in direct support of the specific project. Indirect Costs or Facilities and Administrative (F&A) costs are those incurred centrally by the University as reimbursement for centrally expended funds in support of the externally sponsored project. F&A costs in no way include any profit or revenue over expenses but are the real costs of supporting the research effort that are not specifically identified for each project (for example, heat, electricity and water). Our standard rates are negotiated with DHHS.

**4. International Support:** A significant proportion of the awards and expenditures include support for research, training programs, fellowships, conferences, capacity building and other special purposes in the global arena. Of particular significance is the growth in the University's awards for international research and training. With the development of the Global Support Project, the UW has become a national leader in establishing the infrastructure necessary to carry out global projects. The UW, under the auspices of the Global Support Project, established *UWorld*, the foundation that enables UW to carry out significant programs in countries around the globe and has attained international recognition for its administrative support of global research and service. The UW also receives awards and sub-awards from international sponsors in countries around the world.

**5. Centers or Institutes:** The University has many departmental, interdepartmental, interschool and centrally administered research centers and institutes. These entities assist the University in carrying out its teaching, research, and public service missions; they are especially valuable in facilitating and supporting interdisciplinary research. The award and expenditure schedules in this report include sponsored programs at centers and institutes throughout the University but their activities are not specifically identified by unit in this report. In some cases, direct funding to a center or institute is shown under the heading *Special Programs*. But in many instances, awards and expenditures reported under the regular academic departments are related to one or more of the University's centers or institutes.

**6. Proposal and Award Data:** These were extracted from the Office of Sponsored Programs (OSP) database and the Grant and Contracts Accounting (GCA) database. Data related to the Awards and Expenditures schedules were provided by the Grant and Contract Accounting Office.

**7. Clinical Trial Data:** In support of the UW mission to carry out research and service to enhance quality of life, UW participates in national and international clinical trials. These trials are carried out under Institutional Review Board (IRB) approval and are closely monitored by UW compliance offices to ensure protection of human participants in the trials.

**8. Gift Funds:** Philanthropic funding from corporate, non-profit and individuals in support discovery, learning, athletics and UW infrastructure and special programs are not included in the proposal and award data but are included in expenditures.

### Graphs and Schedules

The Schedules in this report include data on 1) Proposals submitted, 2) Awards received, and 3) Expenditures made against the awards. The Office of Research and the Grants and Contracts Accounting Office track and report on the data relating to proposal submission and awards. UW Grant and Contract Accounting provides data on post-award expenditures.

It is important to note that schedules reporting the award data represent only funds received by the UW through the sponsored projects office and the financial aid office. Sponsored Project awards are independent of funds received by the University through legislative appropriations for its core educational mission and independent of philanthropic gifts received from donors. However, the third set of schedules included in this report, those representing expenditures, does generally include philanthropic gifts and some research-specific direct appropriations from the state of Washington. The effect is that the expenditure data reflects a greater amount of activity relating to research, service and education, including gifts supported by organizations external to the UW. The ratio of amount of awards to expenditures cannot be calculated based on this data; however, the UW carefully monitors expenditure rates in response to federal directives to expend in a consistent manner. Detailed reports on the philanthropic awards that support the research activities included in the expenditure report are provided by the Office of Advancement in their annual report.



## Appendix 2: Sources of Funds (Agencies and Organizations) in Schedules 1 and 3

### FEDERAL

#### Department of Agriculture

Cooperative State Research, Education, and Extension Service (CSREES)  
US Department of Agriculture (USDA)  
US Forest Service

#### Department of Commerce

Alaska Fisheries Science Center  
National Institute of Standards and Technology (NIST)  
National Marine Fisheries Service (NMFS)  
National Oceanic and Atmospheric Administration (NOAA)

#### Department of Defense

Air Force Academy  
Air Force Office of Scientific Research (AFOSR)  
Air Force Research Laboratory (AFRL)  
DARPA Defense Sciences Office  
DARPA Microsystems Technology Office (MTO)  
DARPA Tactical Technology Office (TTO)  
Defense Advanced Research Projects Agency (DARPA)  
Defense Threat Reduction Agency (DTRA)  
National Security Agency (NSA)  
Naval Surface Warfare Center  
NSA Mathematical Sciences Program (MSP)  
Office of Naval Research (ONR)  
Strategic Environmental Research and Development Program (SERDP)  
US Army  
US Army Corps of Engineers (USACE)  
US Army Research Office (ARO)  
US Department of Defense (DOD)  
US Navy

#### Department of Education

Office of Federal Student Aid (FSA)  
Office of Special Education and Rehabilitative Services (OSERS)  
US Department of Education (DOEd)

#### Department of Energy

Argonne National Laboratory  
Bonneville Power Administration (BPA)  
Fermi National Accelerator Laboratory (Fermilab)  
Lawrence Berkeley National Laboratory  
Lawrence Livermore National Laboratory  
Los Alamos National Laboratory  
National Renewable Energy Laboratory (NREL)  
Oak Ridge Institute for Science and Education (ORISE)  
Oak Ridge National Laboratory (ORNL)  
Pacific Northwest National Laboratory (PNNL)  
US Department of Energy (DOE)

#### Department of Health and Human Services

Administration for Children and Families (ACF)  
Agency for Healthcare Research and Quality (AHRQ)  
Centers for Disease Control and Prevention (CDC)  
Food and Drug Administration (FDA)  
Health Resources and Services Administration (HRSA)  
John E Fogarty International Center (FIC)  
National Cancer Institute (NCI)  
National Center for Advancing Translational Sciences (NCATS)  
National Center for Complementary and Alternative Medicine (NCCAM)  
National Center for Research Resources (NCRR)  
National Eye Institute (NEI)  
National Heart, Lung, and Blood Institute (NHLBI)  
National Human Genome Research Institute (NHGRI)

National Institute for Occupational Safety and Health (NIOSH)  
National Institute of Allergy and Infectious Diseases (NIAID)  
National Institute of Arthritis and Musculoskeletal and Skin Diseases (NIAMS)  
National Institute of Biomedical Imaging and Bioengineering (NIBIB)  
National Institute of Child Health and Human Development (NICHD)  
National Institute of Dental and Craniofacial Research (NIDCR)  
National Institute of Diabetes and Digestive and Kidney Diseases (NIDDK)  
National Institute of Environmental Health and Science (NIEHS)  
National Institute of General Medical Sciences (NIGMS)  
National Institute of Mental Health (NIMH)  
National Institute of Neurological Disorders and Stroke (NINDS)  
National Institute of Nursing Research (NINR)  
National Institute on Aging (NIA)  
National Institute on Alcohol Abuse and Alcoholism (NIAAA)  
National Institute on Deafness and Other Communication Disorders (NIDCD)  
National Institute on Drug Abuse (NIDA)  
National Institute on Minority Health and Health Disparities (NIMHD)  
National Institutes of Health (NIH)  
National Library of Medicine (NLM)  
Office of the Director (OD)  
Substance Abuse and Mental Health Services Administration (SAMHSA)

#### Department of the Interior

Bureau of Land Management (BLM)  
Bureau of Reclamation  
National Park Service (NPS)  
The Intelligence Advanced Research Projects Activity (IARPA)  
US Fish and Wildlife Service (FWS)  
US Geological Survey (USGS)

#### Department of Transportation

Federal Aviation Administration (FAA)  
Federal Highway Administration (FHWA)  
National Highway Traffic Safety Administration (NHTSA)  
Research and Innovative Technology Administration  
US Department of Transportation

#### Department Of Veterans Affairs

US Department of Veterans Affairs (VA)  
VA Puget Sound Health Care System (VAPSHCS)  
VA Veterans Health Administration (VHA)

#### Environmental Protection Agency

Environmental Protection Agency (EPA)  
EPA Office of Research and Development (ORD)

#### National Aeronautics And Space Administration

Jet Propulsion Laboratory  
National Aeronautics and Space Administration (NASA)

#### National Science Foundation

National Science Foundation (NSF)

#### Other Federal

Central Intelligence Agency (CIA)  
DARPA Strategic Technical Office  
Federal Emergency Management Agency (FEMA)  
Institute of Museum and Library Services (IMLS)  
Internal Revenue Service (IRS)  
National Endowment for the Arts (NEA)  
National Endowment for the Humanities (NEH)  
National Institute of Justice (NIJ)  
National Nuclear Security Administration (NNSA)  
Naval Sea Systems Command  
Nuclear Regulatory Commission (NRC)

Office of National Drug Control Policies (ONDCP)  
 Peace Corps  
 U.S. Attorney's Office (USAO) (Western District of Washington)  
 US Agency for International Development (USAID)  
 US Department of Justice (DOJ)  
 US Department of State  
 US Institute of Peace

## NON-FEDERAL

### Associations and Non-Profits

Alaska Native Tribal Health Consortium (ANTHC)  
 Albert Einstein Healthcare Network  
 Alpha Omega Alpha Honor Society  
 ALS Therapy Alliance  
 Altarum Institute  
 American Academy of Orthotists & Prosthetists (AAOP)  
 American Academy of Otolaryngology-Head and Neck Surgery (AAO-HNS)  
 American Association for the Advancement of Science (AAAS)  
 American Association of Neurological Surgeons (AANS)  
 American Cancer Society (ACS)  
 American Chemical Society (ACS)  
 American Chemical Society (ACS) Petroleum Research Fund  
 American College of Cardiology (ACC)  
 American College of Radiology (ACR)  
 American College of Radiology Imaging Network (ACRIN)  
 American College of Rheumatology (ACR)  
 American College of Surgeons (ACS)  
 American Council of Learned Societies (ACLS)  
 American Diabetes Association (ADA)  
 American Federation for Aging Research, Inc. (AFAR)  
 American Heart Association (AHA)  
 American Heart Association (AHA) Washington Affiliate  
 American Institutes for Research (AIR)  
 American Parkinson Disease Association, Inc. (APDA)  
 American Psychiatric Association (APA)  
 American Psychological Association (APA)  
 American Red Cross  
 American Society for Engineering Education (ASEE)  
 American Society of Hematology (ASH)  
 American Thoracic Society  
 Anesthesia Quality Institute (AQI)  
 AOAC INTERNATIONAL  
 AOSpine International  
 AOSpine North America  
 Arctic Research Consortium of the US (ARCUS)  
 ArtsFund  
 Association Francaise contre les Myopathies (AFM)  
 Association of American Medical Colleges (AAMC)  
 Association of Children's Museums  
 Association of Occupational and Environmental Clinics (AOEC)  
 Association of State and Territorial Health Officials (ASTHO)  
 Astrophysical Research Consortium (ARC)  
 Barcelona Institute for Global Health (ISGlobal)  
 Battelle Memorial Institute  
 Benaroya Research Institute at Virginia Mason  
 Benetech  
 Bering Sea Fisherman's Association  
 Beth Israel Deaconess Medical Center  
 BioOne  
 Boston Medical Center  
 Brigham and Women's Hospital  
 Bristol Bay Regional Seafood Development Association  
 Bristol Bay Science and Research Institute (BBSRI)  
 British Occupational Hygiene Society (BOHS)  
 Broad Institute of MIT and Harvard  
 Burnham Institute  
 Canadian Institute for Advanced Research (CIFAR)

Cancer Lifeline  
 Carnegie Institution  
 Casa Latina  
 Catholic Charities of Yakima  
 Cedars-Sinai Medical Center (CSMC)  
 Center for Children & Youth Justice  
 Center for Disease Dynamics, Economics & Policy (CDDEP)  
 Center for Natural Lands Management (CNLM)  
 Center on Budget and Policy Priorities  
 Children's Home Society of Washington  
 Children's Hospital and Regional Medical Center (CHRM)  
 Children's Hospital Boston  
 Children's Hospital Oakland Research Institute  
 Children's Hospital of Philadelphia  
 Children's Hospital, New Orleans  
 Children's Mercy Hospitals and Clinics, Kansas City  
 China Medical Board of New York, Inc.  
 CIGREF Foundation  
 Cincinnati Children's Hospital Medical Center  
 Citizens United for Research in Epilepsy (CURE)  
 City of Hope National Medical Center  
 Coins for Alzheimer's Research Trust (CART)  
 Committee for Children  
 Computing Research Association (CRA)  
 Conservation Northwest  
 Consortium for Ocean Leadership, Inc.  
 Consortium for Research on Renewable Industrial Materials (CORRIM)  
 Consortium of Multiple Sclerosis Centers  
 Coptic Hospital  
 Council on Social Work Education (CSWE)  
 Crop Life America  
 CureDuchenne  
 Cystic Fibrosis Research Inc. (CFRI)  
 Dana-Farber Cancer Institute  
 Directors of Health Promotion and Education (DHPE)  
 Disney Wildlife Conservation Fund  
 East-West Center  
 EdLab Group  
 Educause  
 Engaged Learning  
 Evergreen Building Products Association (EBPA)  
 Evergreen Council on Problem Gambling  
 Family Medicine Residency of Idaho  
 Fenway Health  
 FHI 360  
 Foster Creek Conservation District (FCCD)  
 Fr. Flanagan's Boys' Home  
 Fred Hutchinson Cancer Research Center (FHCRC)  
 Fundacio Privada Institut De Recerca Biomedica  
 GAVI Alliance Secretariat  
 Geneva Foundation for Medical Education and Research  
 Great Peninsula Conservancy  
 Greater New York Academy of Prosthodontics  
 Group Health Center for Health Studies  
 Group Health Cooperative of Puget Sound  
 Group Health Research Institute  
 Hamilton Health Sciences Corporation  
 Health Alliance International (HAI)  
 Health Research and Education Trust (HRET)  
 Holly Ridge Center  
 Howard Hughes Medical Institute (HHMI)  
 Huntington's Disease Society of America, Inc. (HDSA)  
 Incorporated Research Institutions for Seismology (IRIS)  
 Industrial Technology Research Institute (ITRI)  
 Infectious Diseases Society of America (IDSA)  
 Institute for Clinical Systems Improvement (ICSI)  
 Institute for Systems Biology  
 Institute of International Education (IIE)  
 International AIDS Vaccine Initiative (IAVI)

International Computer Science Institute (ICSI)  
 International Foundation for Clinical Homeopathy (IFCH)  
 International Human Frontier Science Program Organization (HFSP)  
 International Society for Magnetic Resonance in Medicine (ISMRM)  
 International Whaling Commission (IWC)  
 Jacobs Foundation  
 Jaeb Center for Health Research, Inc. (JCHR)  
 Kaiser Permanente  
 Kaiser Permanente Center for Health Research  
 Kessler Medical Rehabilitation Research  
 Kindering Center  
 Korea Foundation  
 Korea Maritime Institute  
 Krell Institute  
 KwaZulu-Natal Research Institute for Tuberculosis and HIV (K-RITH)  
 Large Synoptic Survey Telescope (LSST) Corporation  
 Leukemia and Lymphoma Society  
 Lupus Research Institute (LRI)  
 Management Sciences for Health (MSH)  
 Margaret A Cargill Philanthropies  
 Marine Biological Laboratory  
 Marsha Rivkin Center for Ovarian Cancer Research  
 Massachusetts General Hospital  
 Mayo Clinic  
 Meals on Wheels of San Francisco, Inc.  
 Medical Research Council  
 Medicines for Malaria Ventures (MMV)  
 Metropolitan Development Council  
 Mind & Life Institute  
 MultiCare Health System  
 Muscular Dystrophy Association (MDA)  
 National Academy of Education  
 National Center for Civic Innovation  
 National Collegiate Athletic Association (NCAA)  
 National Congress of American Indians (NCAI)  
 National Council for Air and Stream Improvement, Inc. (NCASI)  
 National Council for Community Behavioral Healthcare  
 National Defense Industrial Association (NDIA)  
 National Development and Research Institutes, Inc. (NDRI)  
 National Governors Association (NGA)  
 National Marrow Donor Program (NMDP)  
 National Multiple Sclerosis Society (NMSS)  
 National Physical Science Consortium (NPSC)  
 National Research Council  
 National Rural Health Association (NRHA)  
 National Surgical Adjuvant Breast and Bowel Project (NSABP)  
 National Wildlife Federation (NWF)  
 National Writing Project (NWP)  
 Nature Conservancy  
 Norsk Polarinstitutt (Norwegian Polar Institute)  
 North Central Emergency Medical Services Institute (NCEMSI)  
 North Pacific Research Board (NPRB)  
 Northwest Biosolids Management Association (NBMA)  
 Northwest Energy Efficiency Alliance  
 Ohio Association of Community Action Agencies (OACAA)  
 Oklahoma Southeast Jurisdiction of Churches of God in Christ  
 Online Computer Library Center, Inc. (OCLC)  
 Oregon Social Learning Center (OSLC)  
 Orthopaedic Trauma Association (OTA)  
 Pacific Earthquake Engineering Research Center (PEER)  
 Pacific Northwest Friends of FSH Research  
 Pacific Shellfish Institute  
 Planetary Science Institute (PSI)  
 Population Council  
 Precast/Prestressed Concrete Institute  
 Prince William Sound Science Center  
 Program for Appropriate Technology in Health (PATH)  
 Providence Center for Outcomes Research  
 Public Health Foundation Enterprises (PHFE)

Public Health Research Institute (PHRI) - UMDNJ  
 Puget Sound Blood Center (PSBC)  
 Radiological Society of North America (RSNA)  
 Research Foundation of the State University of New York (SUNY)  
 Research to Prevent Blindness (RPB)  
 Roche Organ Transplantation Research Foundation  
 Rural Development Institute  
 Sacred Heart Medical Center, Spokane  
 Sarcoma Alliance for research through Collaboration (SARC)  
 Satellite Healthcare  
 Saving Tiny Hearts Society  
 Scripps Institute of Oceanography  
 Sea Education Association  
 Seattle Biomedical Research Institute (SBRI)  
 Seattle Children's Hospital (CH)  
 Seattle Children's Hospital Research Institute  
 Seattle Children's Research Institute  
 Seattle Institute for Biomedical and Clinical Research (SIBCR)  
 Seattle Institute for Cardiac Research (SICR)  
 Seaver Institute  
 Simon's Fund  
 Skagit River System Cooperative  
 Smithsonian Tropical Research Institute (STRI)  
 Society for Conservation Biology (SCB)  
 Society of Family Planning (SFP)  
 Space Telescope Science Institute (STScI)  
 SRI International  
 Stroud Water Research Center  
 Swedish Medical Center (Swedish Health Services)  
 The Exploratorium  
 The Franklin Institute Science Museum  
 The Micronutrient Initiative  
 The Trumpeter Swan Society  
 The Wild Salmon Center  
 Tufts Medical Center  
 United Negro College Fund (UNCF)  
 United Way of the Bay Area  
 University Corporation for Atmospheric Research (UCAR)  
 University of Kansas Medical Center Research Institute  
 US Green Building Council (USGBC)  
 Van Andel Research Institute (VARI)  
 VillageReach  
 Washington Center for Nursing  
 Washington Education Association (WEA)  
 Washington Hardwoods Commission  
 Washington State Coalition Against Domestic Violence (WSCADV)  
 Washington State Obstetrical Association (WSOA)  
 Washington State Society of Anesthesiologists (WSSA)  
 Washington STEM  
 Weizmann Institute of Science  
 Woods Hole Oceanographic Institution (WHOI)  
 World Bank  
 World Wildlife Fund  
 Yakima Valley Farm Workers Clinic  
 Youth Suicide Prevention Program (YSPP)

#### **Foundations**

AGC of Washington Education Foundation  
 Alcoholic Beverage Medical Research Foundation (ABMRF)  
 Alfred P. Sloan Foundation  
 Alpha Phi Foundation  
 AMA Foundation  
 American Asthma Foundation  
 American Foundation for AIDS Research (AmFAR)  
 American Foundation for Pharmaceutical Education (AFPE)  
 American Kidney Fund  
 American Speech-Language-Hearing Foundation  
 Andrew Mellon Foundation  
 Annie E. Casey Foundation

ARC of Washington Trust Fund  
 AUR Research and Education Foundation  
 Autism Speaks  
 Barth Syndrome Foundation (BSF)  
 Bezos Family Foundation  
 Bill and Melinda Gates Foundation  
 Black Hills Center for American Indian Health  
 Breast Cancer Research Foundation  
 Cambia Health Foundation  
 Camille and Henry Dreyfus Foundation  
 Campbell Foundation  
 Canary Foundation  
 Carnegie Corporation of New York  
 Casey Family Programs  
 Charles Koch Foundation  
 CHDI, Inc.  
 Cincinnati Children's Hospital Research Foundation  
 Clinical Research Foundation, Inc. (CRF)  
 Colorado Legacy Foundation  
 Conquer Cancer Foundation  
 Cystic Fibrosis Foundation  
 Damon Runyon Cancer Research Foundation  
 David and Lucile Packard Foundation  
 Dermatology Foundation  
 Dolores Zohrab Liebmann Fund  
 Doris Duke Charitable Foundation  
 Educational Foundation of America  
 Epilepsy Foundation of America  
 Ewing Marion Kauffman Foundation  
 Firland Foundation  
 Firland Sheltered Workshop Foundation  
 Focused Ultrasound Surgery Foundation (FUSF)  
 Ford Foundation  
 Foundation for Physical Medicine and Rehabilitation  
 Foundation for Surgical Fellowships  
 Francis Families Foundation  
 Freeman Foundation  
 GE Foundation  
 Genentech Foundation for Growth and Development  
 George Lucas Educational Foundation  
 Gordon and Betty Moore Foundation  
 GRAMMY Foundation  
 Health Partners Research Foundation  
 HealthPartners Research Foundation  
 Hearing Health Foundation  
 Helen Hay Whitney Foundation  
 Henry Luce Foundation  
 Henry M. Jackson Foundation  
 Henry M. Jackson Foundation for the Advancement of Military Medicine  
 James McKeen Cattell Fund  
 John A. Hartford Foundation  
 John D. and Catherine T. MacArthur Foundation  
 John L. Locke Jr. Charitable Trust  
 Jumpstart for Young Children, Inc.  
 Juvenile Diabetes Research Foundation International  
 Kenilworth Fund  
 Kenneth Rainin Foundation  
 Kettering Foundation  
 Laura and John Arnold Foundation  
 Life Sciences Research Foundation  
 M.J. Murdock Charitable Trust  
 Magee-Womens Research Institute and Foundation  
 McKnight Foundation  
 Medic One Foundation  
 Medtronic Foundation  
 Michael and Susan Dell Foundation  
 Michael J. Fox Foundation for Parkinson's Research  
 Musculoskeletal Transplant Foundation (MTF)  
 National Ataxia Foundation (NAF)

National Childhood Cancer Foundation (NCCF)  
 National Environmental Education & Training Foundation (NEETF)  
 National Fish and Wildlife Foundation  
 National Geographic Education Foundation  
 Nellie Mae Education Foundation  
 Neph Cure Foundation  
 Northwest Area Foundation  
 Orthopaedic Research and Education Foundation  
 Osteogenesis Imperfecta Foundation  
 Ovarian Cancer Research Fund (OCRF)  
 Paul G. Allen Family Foundations  
 Pew Charitable Trusts  
 Prostate Cancer Foundation  
 ResMed Foundation  
 Rheumatology Research Foundation  
 Robert Wood Johnson Foundation  
 RSNA Research and Education Foundation  
 Seattle Foundation  
 Sidney Kimmel Foundation for Cancer Research  
 Society for Vascular Surgery Foundation (SVS)  
 Society of Interventional Radiology (SIR) Foundation  
 Stuart Foundations  
 Susan G. Komen Breast Cancer Foundation  
 Team Joseph  
 Technology Access Foundation (TAF)  
 The Charles Pankow Foundation  
 The Johnson Center for Child Health and Development  
 The Simons Foundation  
 The Susan Thompson Buffett Foundation  
 The Tiffany & Co. Foundation  
 Thrasher Research Fund  
 Tides Foundation  
 US-Israel Binational Science Foundation (BSF)  
 W. Clement & Jessie V. Stone Foundation  
 Walton Family Foundation  
 Washington Research Foundation (WRF)  
 Washington State Council of Firefighters Burn Foundation  
 Wilburforce Foundation  
 William and Flora Hewlett Foundation  
 William T. Grant Foundation

## Industry

3M ESPE  
 Abbott Laboratories  
 ABBVIE INC.  
 Actelion Pharmaceuticals US, Inc.  
 Adaptation International LLC  
 Adaptive TCR Corporation  
 Advanced Technology Institute (ATI)  
 Aerodyne Research Inc  
 AGA Medical Corporation  
 Agensys Inc  
 Agilent Technologies  
 AiCuris GmbH & Co. KG  
 Alcon Laboratories, Inc.  
 Alder BioPharmaceuticals Inc.  
 Alere Technologies GmbH  
 Algeta ASA  
 Allergan, Inc.  
 AlloCure Inc.  
 American Medical Systems, Inc.  
 Amgen, Inc.  
 Antigenics, Inc.  
 Applied Pavement Technology (AP Tech)  
 Applied Physical Sciences Corporation  
 Applied Research Associates, Inc. (ARA)  
 Aptus Endosystems Inc.  
 Aragon Pharmaceuticals Inc  
 Argos Therapeutics, Inc.

Aspect Imaging  
 Astellas Pharma US, Inc.  
 Astellas Pharma, Inc.  
 Astex Pharmaceuticals, Inc.  
 AstraZeneca Pharmaceuticals, LP  
 AstraZeneca UK Limited  
 Atmospheric Research & Analysis, Inc.  
 Audentes Therapeutics, Inc.  
 Automobili Lamborghini S.p.A  
 BAE Systems North America  
 BakerAECOM, LLC  
 Barron Associates, Inc.  
 Baxter Healthcare Corporation  
 Bayer Schering Pharma AG  
 BBN Technologies  
 Behavioral Tech Research, Inc.  
 Biogen Idec, Inc.  
 Bio-Rad Laboratories, Inc.  
 Blackwell Publishing Ltd  
 Boehringer Ingelheim Corporation  
 Boehringer Ingelheim International GmbH  
 Boeing Company  
 Booz Allen Hamilton, Inc.  
 Boston Scientific Corporation  
 Bracco Diagnostics, Inc.  
 Bristol-Myers Squibb Company  
 Calcyte Therapeutics, Inc.  
 Cambridge Systematics, Inc.  
 Cardeas Pharma  
 Cardiac Insight, Inc.  
 Cascade Timber Consulting, Inc.  
 Cellegen Cellular Therapeutics  
 Celera Diagnostics LLC  
 Celldex Therapeutics  
 Cemptra Pharmaceuticals  
 Center for Psychological Research, Training and Consultation  
 Cephalon, Inc.  
 CH2M HILL  
 Charles River Analytics Inc.  
 Chevron Corporation  
 ChromoLogic, LLC  
 Clark & Parsia, LLC  
 Clarus Therapeutics, Inc.  
 Computercraft  
 Cook Group, Inc.  
 Corning Incorporated  
 Create Inc.  
 CSL Behring  
 Dendreon Corporation  
 DIApedia LLC  
 Eagle Harbor Technologies, Inc.  
 ECM Technologies, LLC  
 Edenspace Systems Corporation  
 Edvance Research, Inc.  
 Edwards Lifesciences  
 Eisai Medical Research Institute  
 Eli Lilly and Company  
 Emergent Biosolutions  
 ENDO Pharmaceuticals, Inc.  
 EnergeticX.net LLC  
 Energetiq Technology Inc.  
 Epoch Medical innovations Inc.  
 ERC, Inc.  
 Esperance Pharmaceuticals Inc  
 Excet, Inc  
 Excited States, LLC  
 Exelixis, Inc.  
 Exponent, Inc.  
 Fairweather LLC  
 Ferring Pharmaceuticals USA, Inc.  
 Firsthand Technology, Inc.  
 Furiex Pharmaceuticals  
 Gaussian, Inc.  
 GE Healthcare  
 Genentech, Inc.  
 General Electric Company  
 General Motors Corporation  
 Gen-Probe, Inc.  
 Genzyme Corporation  
 Gilead Sciences, Inc.  
 GlaxoSmithKline, Inc.  
 GlycoMimetics Inc  
 Good Solutions Group (GSG)  
 Google Research Awards  
 Green Diamond Resource Company  
 Grifols, Inc  
 Groupe Danone  
 GTx, Inc  
 Hampton Resources, Inc.  
 Hancock Forest Management  
 HDR, Inc.  
 Hemispherx Biopharma Inc.  
 Hewlett-Packard Development Company, LP  
 Hitachi, Ltd.  
 Hoffmann-La Roche, Inc.  
 Honeywell International  
 Huntington Consulting  
 Illionix, LLC.  
 ImClone Systems, Inc.  
 Immune Design Corp  
 Impact Computing Corporation  
 Industrial Economics, Inc  
 Intel Corporation  
 International Forestry Consultants, Inc.  
 IRIS International, Inc.  
 Janssen Pharmaceutica NV  
 Janssen R&D Ireland  
 Janssen, LP  
 John Snow, Inc. (JSI)  
 Johnson & Johnson Pharmaceutical R&D, Inc.  
 Kimberly-Clark Corporation  
 Kine Motion Health, Inc  
 Kineta Corporation  
 King Broadcasting Company  
 Kittelson and Associates, Inc.  
 Kitware, Inc  
 Korea Ocean Research Development Institute (KORDI)  
 Lattice, Inc.  
 Leica Biosystems Newcastle Ltd  
 Lexicon Pharmaceuticals, Inc.  
 Lockheed Martin Corporation  
 LodeSpin Labs, LLC  
 Lone Rock Timber Company  
 Longview Timberlands, LLC  
 Looking Glass Analytics (LGAN)  
 Magic Leap Inc.  
 Malin Space Science Systems, Inc.  
 MAM USA  
 Mandex, Inc  
 Mathematica Policy Research, Inc.  
 McDonalds Corporation  
 Medarex, Inc.  
 Medicis Pharmaceutical  
 Medivation, Inc.  
 Medtronic, Inc.  
 Merck and Company, Inc.  
 Merck Sharp & Dohme Ltd.  
 Microbiotix, Inc

Microsoft Corporation  
 Millennium Pharmaceuticals, Inc.  
 Mission Support Alliance, LLC  
 Molecular Insight Pharmaceuticals, Inc.  
 Molnlycke Health Care AB  
 Morphotek Inc.  
 MSNW, Inc.  
 Nanofacture, Inc.  
 Nanosphere, Inc.  
 Nautilus Environmental  
 Nektar Therapeutics  
 NewLink Genetics Corporation  
 NexGen Medical Systems, Inc.  
 Nexgenia Inc.  
 Nordion  
 NovaBay Pharmaceuticals, Inc.  
 Novartis Pharmaceuticals Corporation  
 Novo Nordisk A/S  
 Ocean Spray Cranberries, Inc.  
 OceanGate, Inc.  
 Olympic Resource Management (ORM)  
 OMEGA OPTICS, INC  
 OncoSec Medical Inc  
 OneHealthPort  
 OraPharma, Inc.  
 Oscilla Power, Inc.  
 Pacific Research Laboratories, Inc  
 PC Trask & Associates  
 Penumbra Inc.  
 Peter Pan Seafoods, Inc.  
 Pfizer US Pharmaceuticals Group  
 Pfizer, Inc.  
 Philips Healthcare (United States)  
 Philips Medical Systems  
 Pilchuck Tree Farm  
 Plum Creek Timber Company  
 Polaris Pharmaceuticals, Inc  
 Port Blakely Tree Farms LP  
 Profusa, Inc  
 Progenics Pharmaceuticals, Inc  
 Puget Sound Energy (PSE)  
 QOL (Quality of Life) Medical, LLC  
 Rampgreen, Inc  
 Rayonier Timberlands Operating Company  
 Reata Pharmaceuticals  
 Regulus Therapeutics Inc.  
 Remel, Inc.  
 Resolve Therapeutics, LLC  
 Revalerio, Inc.  
 Riddell Williams  
 Roche Molecular Systems, Inc.  
 Roseburg Resources Company  
 Samsung Electronics Company, Inc.  
 Samsung Information Systems America, Inc. (SISA)  
 Sandhurst Plastic Surgery  
 Sanofi Oncology  
 Sanofi-Aventis U.S.  
 Scientific and Environmental Associates, Inc. (SEA)  
 SEA Consulting Group  
 Sealaska Environmental Services, LLC  
 Seattle Genetics, Inc.  
 Securboron, Inc.  
 Semiconductor Research Corporation (SRC)  
 Sentinelle Medical Inc.  
 Shell Oil Company  
 Siemens Corporate Research, Inc.  
 Simpson Weather Associates, Inc  
 Sinclair Advisory Group LLC  
 Social and Scientific Systems, Inc.

SolarWorld  
 Soluxra, Inc.  
 Sony Corporation  
 S-Ray Incorporated  
 Statoil Hydro Canada Ltd.  
 Stimson Lumber Company  
 Stryker  
 Suzhou Kintor Pharmaceuticals, Inc  
 Swagelok Marketing Company  
 Synthes USA  
 Systima Technologies, Inc.  
 Takeda Pharmaceutical Company Limited  
 Talaria Inc.  
 Talon Therapeutics  
 Teaching Strategies, LLC  
 Tech-X Corporation  
 Terumo Medical Corporation  
 Tetracore, Inc.  
 The Hospices Cantonaux  
 The Insitu Group Inc.  
 Theo Chocolate  
 Theracilon  
 Thermo Finnigan LLC  
 Threshold Pharmaceuticals, Inc  
 Tierra Data Inc  
 TimberWest-Coast Timberlands  
 T-Mobile USA, Inc.  
 Toray Composites, Inc.  
 Toyota InfoTechnology Center U.S.A., Inc.  
 Toyota Motor Engineering & Manufacturing North America, Inc.  
 Trinity Biotech Manufacturing Limited  
 UCB Pharma, Inc.  
 United States Surgical Corporation / Covidien  
 Universal Technology Corporation  
 UOP Company  
 US WorldMeds, LLC  
 Ventana Medical Systems, Inc  
 VentiRx Pharmaceuticals, Inc.  
 Vertex Pharmaceuticals Incorporated  
 Viket Medical Corp  
 VisionGate, Inc.  
 Vulcan Inc.  
 Water Pik, Inc.  
 West Fork Timber Company, LLC  
 Westat, Inc.  
 Weyerhaeuser Company  
 Willow Wood  
 Wyeth Pharmaceuticals  
 Xigen LLC  
 Yardarm Knot, Inc.  
 Yokogawa Electric Corporation  
 ZOLL Medical Corporation

#### **Local Government**

Chelan-Douglas Health District  
 City of Buckley  
 City of Tacoma  
 Clallam County  
 Clatsop County  
 Confederated Tribes of the Colville Reservation  
 Educational Service District 105  
 Green River Community College  
 Jefferson County  
 King County Department of Community and Human Services  
 King County Department of Natural Resources and Parks  
 King County Emergency Medical Services Division  
 King County Executive  
 King County Mental Health, Chemical Abuse and Dependency Services  
 Division (MHCADS)

King County Metro Transit Division  
King County Superior Court  
King County Wastewater Treatment Division  
Kitsap County  
Kitsap County Health District  
Los Angeles County Department of Public Health  
Multnomah County  
Office of City Auditor  
Pierce County  
Point No Point Treaty Council  
Port of Seattle  
Port Townsend Library  
Puget Sound Regional Council  
Quinalt Indian Nation  
Seattle City Light  
Seattle Department of Transportation (SDOT)  
Seattle Legislative Department  
Seattle Office of Education  
Seattle Office of Sustainability & Environment  
Seattle Public Schools  
Seattle Public Utilities  
Seattle-King County Department of Public Health  
Snohomish County Public Utility District (SNOPUD)  
Sound Transit  
Swinomish Indian Tribal Community  
Thurston County Department of Public Health and Social Services  
Upper Skagit Indian Tribe

#### **Other Government**

Alaska Department of Fish and Game  
Ambiente e Recursos Hidricos (IEMA)  
Boise Veterans Affairs Medical Center (Boise VA)  
California Department of Water Resources  
Canadian Embassy  
Canadian Institutes of Health Research (CIHR)  
Centre National de la Recherche Scientifique (CNRS)  
City of Portland, Oregon  
Confucius Institute Headquarters  
Electronics and Telecommunications Research Institute (ETRI)  
Government of Quebec  
Idaho Commission for Libraries  
Idaho Department of Environmental Quality  
Idaho Department of Health and Welfare  
Japan Foundation  
King Abdulaziz City for Science and Technology (KACST)  
Korea Atomic Energy Research Institute (KAERI)  
Korean Research Institute of Bioscience & Biotechnology  
Maine Department of Inland Fisheries & Wildlife  
Mariana Islands Division of Fish and Wildlife  
Navasota Independent School District  
North Slope Borough, Alaska  
Northwest Portland Area Indian Health Board  
Oregon Department of Forestry  
Oregon Department of Transportation  
Rural Development Administration (RDA)  
San Joaquin River Group Authority (SJRGa)  
State of Oregon  
Trustees of Indiana University  
United Nations Children's Fund (UNICEF)  
United Nations, Food and Agriculture Organization  
Utah Department of Health

#### **State of Washington**

City of Forks  
Port Townsend Marine Science Center (PTMSC)  
Puget Sound Partnership  
State of Washington Transportation Improvement Board  
Town of Eatonville  
Washington State Administrative Office of the Courts

Washington State Attorney General  
Washington State Department of Early Learning  
Washington State Department of Ecology  
Washington State Department of Fish and Wildlife  
Washington State Department of Health  
Washington State Department of Labor and Industries  
Washington State Department of Licensing  
Washington State Department of Natural Resources  
Washington State Department of Services for the Blind  
Washington State Department of Social and Health Services (DSHS)  
Washington State Department of Transportation  
Washington State Economic Development Commission (WEDC)  
Washington State Health Care Authority  
Washington State Higher Education Coordinating Board  
Washington State Library  
Washington State Life Sciences Discovery Fund Authority (LSDFA)  
Washington State Military Department  
Washington State Office of Financial Management  
Washington State Office of Superintendent of Public Instruction (OSPI)  
Washington State Parks and Recreation Commission  
Washington State Partnership Council on Juvenile Justice (WA-PCJJ)  
Washington State Patrol  
Washington State Recreation and Conservation Office (RCO)  
Washington State Workforce Training and Education Coordinating Board  
Washington Student Achievement Council (WSAC)

#### **Institutes of Higher Learning**

Albert Einstein College of Medicine of Yeshiva University  
Arizona State University  
Bastyr University  
Baylor College of Medicine  
Boise State University  
Boston University  
Brown University  
California Institute of Technology (Caltech)  
California Sea Grant  
Carnegie Mellon University  
Case Western Reserve University (CWRU)  
Colorado State University  
Columbia University  
Cornell University  
Dartmouth College  
Drexel University College of Medicine  
Duke University  
Edmonds Community College  
Emory University  
Florida State University (FSU)  
Fordham University  
Fuller Theological Seminary  
Gallaudet University  
George Washington University  
Georgetown University  
Georgia Health Sciences University  
Georgia Institute of Technology  
Georgia Tech Research Corporation  
Harvard Medical School  
Harvard School of Public Health  
Harvard University  
Imperial College of Science, Technology and Medicine  
Indiana University  
Johns Hopkins University (JHU)  
Kansas State University  
Keck Graduate Institute of Applied Life Sciences  
Malmo University  
Massachusetts Institute of Technology  
Medical College of Wisconsin  
Michigan State University  
Montana State University, Bozeman  
Montclair State University

Morehouse University	University of Massachusetts Medical School
Mount Sinai School of Medicine	University of Massachusetts, Amherst
National Sun Yat-sen University	University of Miami
New York University	University of Michigan, Ann Arbor
Northeastern University	University of Minnesota, Twin Cities
Northwest Indian College	University of Missouri, Columbia
Northwestern University	University of Nairobi
Northwestern University Feinberg School of Medicine	University of Nevada, Las Vegas
Ohio State University	University of Nevada, Reno
Ohio University	University of New Mexico
Oregon Health and Science University (OHSU)	University of North Carolina, Chapel Hill
Oregon Health Sciences	University of Notre Dame
Oregon State University (OSU)	University of Oklahoma
Pennsylvania State University	University of Oregon
Princeton University	University of Oxford
Purdue University	University of Pennsylvania
Qatar University	University of Pittsburgh
Rice University	University of Puget Sound
Rockefeller University	University of Rhode Island
Rush University Medical Center	University of Rochester
Rutgers, State University of New Jersey	University of Sciences
Seattle University	University of South Florida
Shoreline Community College	University of Southern California (USC)
Simon Fraser University	University of Tennessee Health Science Center
Southern Methodist University	University of Texas Health Science Center, Houston
Stanford University	University of Texas Southwestern Medical Center
Stevens Institute of Technology	University of Texas, Dallas
Sungkyunkwan University	University of Texas, San Antonio
Temple University	University of Toronto
The Academy of Korean Studies	University of Utah
The Catholic University of America	University of Vermont
Tufts University	University of Virginia (UVA)
UC Davis Medical Center and Children's Hospital	University of Virginia, Charlottesville
UCSD Medical Center	University of Western Ontario
Universidad Catolica de Chile	University of Wisconsin, Madison
Universidad Peruana Cayetano Heredia	University of Wisconsin, Milwaukee
University of Alabama, Birmingham	University Pierre et Marie Curie
University of Alaska, Anchorage	Utah State University
University of Alaska, Fairbanks	Vanderbilt University
University of Arizona	Virginia Commonwealth University School of Medicine
University of Arkansas for Medical Sciences	Virginia Polytechnic Institute and State University (Virginia Tech)
University of British Columbia	Wake Forest University
University of California, Berkeley	Wake Forest University Baptist Medical Center
University of California, Davis	Washington State University (WSU)
University of California, Irvine	Washington University in St. Louis
University of California, Los Angeles (UCLA)	Washington University School of Medicine
University of California, San Diego (UCSD)	Weill Medical College
University of California, San Francisco (UCSF)	Wellesley College
University of California, Santa Cruz	West Virginia University
University of Central Florida	Western Washington University (WWU)
University of Chicago	Yale University
University of Colorado Health Sciences Center	Yale University School of Medicine
University of Colorado, Boulder	
University of Colorado, Denver	
University of Connecticut	
University of Florida	
University of Georgia Research Foundation, Inc.	
University of Houston	
University of Idaho	
University of Illinois, Chicago	
University of Illinois, Urbana-Champaign (UIUC)	
University of Iowa	
University of Jyväskylä	
University of Kansas	
University of Kentucky	
University of Louisville	
University of Manchester	
University of Maryland, Baltimore	
University of Maryland, College Park	