



Annual Report of Awards and
Expenditures Related to Research,
Training, Fellowships and Other
Sponsored Programs

Prepared by the Office of Sponsored Programs
and Grant and Contract Accounting
For the period July 1, 2007 through June 30, 2008

**University of Washington
Office of Research**

Annual Report
of Awards and Expenditures
Related to Research, Training, Fellowships
and Other Sponsored Programs

**Prepared by the Office of Sponsored Programs
and Grant and Contract Accounting
for the period July 1, 2007 through June 30, 2008**

Cover photograph of inner ear hair cells courtesy of Larry Duckart

February 16, 2009

Dear Colleagues:

The University of Washington had another record-breaking year with sponsored research funds totaling \$1.037 billion. Our commitment to research activities furthers the advancement of knowledge, provides support to our educational mission, and enhances research in the global community. The positive impacts of the UW's academic research to our regional economy cannot be overlooked as we consider the impacts of hiring faculty, staff and students; partnerships between research and industry; licensing of technology, and the formation of start-up companies.

The UW has experienced positive growth in external support of research. Since 1988, the UW has grown awards from \$289 million to \$1.037 billion in 2008. This is the second year in a row UW researchers have been awarded over a billion dollars in support for salaries, graduate and undergraduate student support, and infrastructure. Page 11 details the proposals prepared by UW faculty and staff requesting support. The current funding environment is fiercely competitive and the UW has been successful because of the quality of work, the world-class faculty and staff, and the support of its leadership.

A great research university must have correspondingly professional and effective support systems. This year, the Office of Research launched a unit-wide strategic and organizational improvement effort called Improving Service to Advance Research (iSTAR). We are working to transform our climate, processes, service, and the manner in which we interact with our process partners and key stakeholders. The outcome of these efforts is to greatly enhance and increase services to researchers and their support staff.

The level of excellence in research and scholarship at the UW reflects the strength of the University. With the economic challenges we are all facing, it is important to recognize that research conducted at the UW makes a difference, not only in our region but around the globe. The Office of Research continues to be a strong partner in the advancement of fundamental and translational research here at the University of Washington. I am excited about the opportunities for this year and I look forward to working with all of you in your efforts to make discoveries and change the world.

Mary Lidstrom, Ph.D.

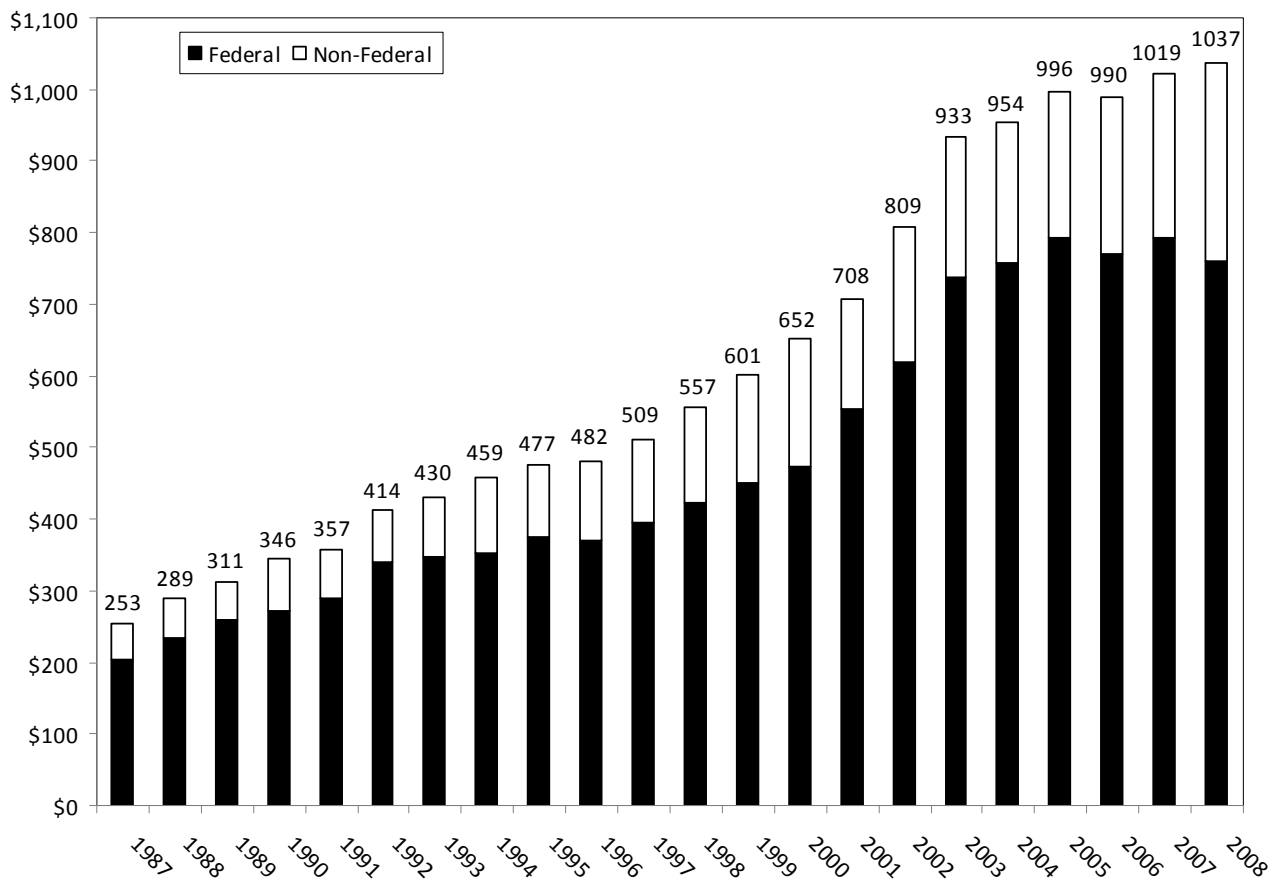
Vice Provost for Research

Preface

The impressive breadth of world class research, service and training programs at the University of Washington is reflected in the broad level of grant and contract funding it receives each year from external sources. This extramural funding is received by the University as a result of proposals developed by faculty members and professional staff and is awarded generally on a national, competitive, peer-reviewed basis. The award information and data represent only funds received by the UW for sponsored projects. Sponsored project awards are independent of funds received by the University through legislative appropriations for its core educational mission and independent of philanthropic gifts received from donors. However, the expenditure information provided does include philanthropic gifts and some research-specific direct appropriations from the state of Washington.

The awards received by the University of Washington support the broad range of public services, research and educational programs offered on campus. In turn, these programs enhance the quality of life for the citizens of the State of Washington, the nation and internationally. The chart below demonstrates the tremendous growth in the total dollar value of awards received annually since 1987. As can be seen the trajectory is upward and UW has quickly become one of the top universities in the country as measured by external awards received.

Total Grant and Contract Awards by Year (in Millions)
Fiscal Years 1987-2008



Trends

Over the past few years, the funds available to universities has diminished somewhat, making the UW growth in awards especially impressive. While the NIH budget for extramural awards increased and almost doubled early in this century, there have been significant cutbacks in discretionary funds available from most federal agencies. In the coming year it is still unknown what effect the economic downturn will have on research and other sponsored projects for universities.

For the UW, awards from foundations and non-profit organizations have increased by almost 30% in the last two years. Much of this increase can be attributed to the expansion of international support for critical health research and delivery. The Bill and Melinda Gates Foundation has provided strong support for UW programs and researchers.

Support for research from industry has remained static over the past two years. However, with new direction provided by campus leadership, the UW will open up new opportunities for partnership with regional and national industries.

Summary of Present Funding Sources

External funding for research, education and training and other academic and service programs at the University of Washington is derived from a broad spectrum of sources, including federal agencies, state agencies, local governmental units, private foundations, and business and industry. The total of Grant and Contract awards for Fiscal Year 2008 (FY08) amounted to \$1.037 billion.

Federal Support: By far the largest share of grant and contract support comes from Federal agencies. In FY08, awards totaling \$759.5 million or about 73% of total grant and contract awards, were received from federal agencies for support of research, equipment, fellowships and traineeships, special programs of instruction, and service program that support our region and the nation. This large share of federal support is consistent with the past several years. The ratio of federal funding to non-federal support provides a consistent base of funding support for campus and is slightly higher than the national norm. The largest sources of federal support during FY08 were the Department of Health and Human Services (\$506.1 million), the National Science Foundation (\$80.9 million), the Department of Education (\$44.5 million), and the Department of Defense (\$44 million). The total federal support is a \$33M decrease from FY07. This is in great measure due to the significant decrease in the overall federal support for research, especially in non-defense discretionary funds.

Non-Federal Support: Non-federal support for UW programs exceeded \$277.6M in FY08. This is an increase of \$51M over the FY 07 awards of \$226M. The largest increases came from foundations, such as the Bill and Melinda Gates Foundation, and from the State of Washington. A significant increase also came from private industry; FY 07 funding was \$33.8M and FY08 was \$37.2, an increase of a little over 10%. Over the past year, the UW has continued to expand its capacity for collaboration with industry to support the State's economic enhancement efforts.

Notes

The following notes and definitions may assist the reader in reviewing this report.

1. Proposals: The proposals submitted by the University on behalf of principal investigators or program directors are the official request for support. Proposals may be submitted to federal, state and other governmental agencies, not-for-profit foundations, private industry and business, and other academic institutions.

2. Awards: Awards are received by the University in response to proposals submitted by the faculty. Generally they are received either as grants or contracts and represent financial resources that have become available for covering the cost of research, service or education and training. Awards include grants for student scholarships, fellowships and work study programs administered by the Vice President for Student Affairs.

3. Expenditures: These represent completed financial transactions. Generally, the total grant and contract expenditures for a given fiscal year will be reasonably related to the total grant and contract awards for the preceding year or two. Total expenditures include both direct expenditures and indirect costs. The term *direct expenditures* as used throughout this report covers only those costs incurred in direct support of the specific project. *Indirect costs* or *Facilities and Administrative costs* are those incurred centrally by the University for the common benefit of academic departments and programs.

4. International Support: The majority of grant and contract awards support research programs and projects but, in addition, significant support is provided for training programs, fellowships, conferences and other special purposes. Of particular significance is the growth in the University's awards for international research and training. With the development of the Global Support Project, the UW has become the national leader in establishing the infrastructure necessary to carry out global projects. The Global Support Project and UWorld, the foundation established to enable UW to carry out significant programs in countries around the globe, have attained international recognition.

5. Centers and Institutes: The University has many departmental, interdepartmental, and interschool research centers and institutes. These entities assist the University in carrying out its teaching, research, and public service missions; they are especially valuable in facilitating and supporting interdisciplinary research. The awards and expenditures schedules in this report include sponsored programs at centers and institutes throughout the University but their activities are not specifically identified in this report. In some cases, direct funding to a center or institute is shown under the heading "Special Programs," but in many instances, awards and expenditures reported under the regular academic departments are also related to one or more of the University's centers or institutes.

6. Proposal and Award Data: These were derived from the Office of Sponsored Programs (OSP) database. Data related to the *Expenditures* schedules were provided by the Grant and Contract Accounting Office (GCA).

— Contents —

Letter from Vice Provost for Research Mary Lidstrom	5
Preface	6
Notes	8
Contents	9
Proposals	
Schedule 1: Grant and Contract Proposals Submitted, Arranged by Agency FY07-08	11
Awards	
Schedule 2: Total Grant and Contract Awards 1962-2008	12
Schedule 3: Summary of Grant and Contract Awards Received from External Sources FY06-08	13
Schedule 4: Grant and Contract Awards by College/Department FY08	14
Expenditures	
Schedule 5: Direct Expenditures from External Support, Including Research, Training and Fellowships and Other Sponsored Programs, Presented by Source of Funds FY08	18
Schedule 6: Total Direct Expenditures from External Support by Type of Program and Source of Support FY08	19
Schedule 7: Total Direct Expenditures Under Instruction, Research and Other Academic Programs; Comparison Between Local/State and Others and External Support FY08	20
Schedule 8: Total Locally Funded and Funded by State & Others Direct Expenditures Under Organized Research and Other Academic Programs Not Reported Under Regular Academic Departments FY08	25
Schedule 9: Total Direct Expenditures Under Local/State and Others and External Support by School and College, FY08	26
Schedule 10: Total Direct Expenditures from External Support by Source of Support and by College and Department FY08	27
Schedule 11: Total Direct Expenditures from Non-Federal Support by Source of Support and by College and Department FY08	32
Schedule 12: Annual Direct Expenditures Under Programs Receiving External Support (Includes Research, Training, Fellowships and Other Sponsored Programs) FY04-08	37
Schedule 13: Direct Expenditures from External Support, Including Research, Training and Fellowships and Other Sponsored Programs, Presented by Type of Expenditure FY08	38
Schedule 14: Direct Expenditures from External Support by Type of Program and by College and Department FY08	39
Schedule 15: Total Direct Expenditures and Indirect Costs by College and Department Under Programs Receiving External Support (Includes Research, Training, Fellowships and Other Programs) FY08	43
Schedule 16: University Employees Paid from Grant and Contract Funds FY06-08	48
Appendix	
Appendix: Sources of Funds (Agencies and Organizations), as Used in Schedules 1 and 3	49

Schedule 1: Grant and Contract Proposals Submitted, Arranged by Agency Fiscal Years 07-08

UW faculty submitted 6496 competitive proposals for federal, state, foundation and private support for research, training, service and clinical trials during FY 08.

Source of Funds	Fiscal Year 2007 (7/1/06–6/30/07)		Fiscal Year 2008 (7/1/07–6/30/08)	
	Proposals Submitted	Amount Requested	Proposals Submitted	Amount Requested
Federal				
Department of Defense	169	73,698,619	235	64,728,985
Department of Education	54	24,102,584	38	16,579,141
Department of Energy	78	21,851,704	82	24,945,594
Department of Health and Human Services	1,950	882,348,637	1,907	835,968,844
National Science Foundation	626	113,305,572	628	126,493,019
Other Federal	425	58,308,061	440	64,951,222
Subtotal Federal	3,302	\$ 1,173,615,177	3,330	\$ 1,133,666,805
Non-Federal				
Associations and Non-Profits	1,353	124,700,529	1,336	130,502,550
Foundations	507	191,860,370	492	61,779,415
Local Government (in Washington)	115	5,673,364	118	9,557,857
Other Governmental (not in Washington)	369	40,377,992	372	50,360,181
Private Industry	586	58,250,437	547	62,162,296
State of Washington	244	34,467,382	301	133,299,874
Subtotal Non-Federal	3,174	\$ 455,330,074	3,166	\$ 447,662,173
Total	6,476	\$ 1,628,945,251	6,496	\$ 1,581,328,978

Schedule 2: Total Grant and Contract Awards Fiscal Years 1962–2008

The total grants and contracts awarded has been increasing annually. In FY07, UW for the first time, succeeded in generating over \$1B in awards. These dollars will have an impact of over 4 billion dollars on the economy.

<i>Year</i>	<i>Total Awards</i>	<i>Percent of Increase (Decrease) %</i>
1962	\$20,569,122	24
1963	\$24,633,561	20
1964	\$27,652,087	12
1965	\$29,366,197	6
1966	\$39,375,493	34
1967	\$44,963,876	14
1968	\$51,681,410	15
1969	\$52,316,851	1
1970	\$57,867,459	11
1971	\$59,835,393	3
1972	\$66,132,488	11
1973	\$73,432,014	11
1974	\$90,734,969	24
1975	\$96,464,907	6
1976	\$97,664,111	1
1977	\$101,438,647	4
1978	\$136,899,682	35
1979	\$132,025,290	(4)
1980	\$165,464,239	25
1981	\$162,858,259	(2)
1982	\$163,255,490	0
1983	\$171,276,055	5
1984	\$203,922,485	19
1985	\$213,440,477	5
1986	\$237,150,230	11
1987	\$252,599,238	7
1988	\$288,793,323	14
1989	\$310,504,885	8
1990	\$345,880,720	11
1991	\$356,533,790	3
1992	\$413,550,090	16
1993	\$430,152,457	4
1994	\$458,968,321	7
1995	\$477,343,347	4
1996	\$481,865,253	1
1997	\$509,762,042	6
1998	\$557,340,845	9
1999	\$600,759,111	8
2000	\$652,069,056	9
2001	\$707,570,899	9
2002	\$808,501,901	14
2003	\$932,924,804	15
2004	\$953,561,901	2
2005	\$995,856,142	4
2006	\$989,669,618	(1)
2007	\$1,019,488,611	3
2008	\$1,037,195,021	2 %

Schedule 3: Summary of Grant and Contract Awards Received from External Sources FY06–FY08

The University of Washington receives over \$506 million from the U.S. Department of Health and Human Services, making UW one of the largest recipients of DHHS funds in the country.

<i>Source of Funds (A)</i>	<i>Fiscal Year 2006 (7/1/05-6/30/06)</i>		<i>Fiscal Year 2007 (7/1/06-6/30/07)</i>		<i>Fiscal Year 2008 (7/1/07-6/30/08)</i>	
	<i>Amount Awarded</i>	<i>% of Total</i>	<i>Amount Awarded</i>	<i>% of Total</i>	<i>Amount Awarded</i>	<i>% of Total</i>
Federal						
Department of Defense	\$ 41,574,090		60,315,941		44,022,228	
Department of Education	42,827,254		50,295,288		44,565,739	
Department of Energy	23,782,476		20,313,626		23,435,374	
Dept. of Health & Human Services	508,788,061		508,408,954		506,091,478	
National Science Foundation	86,684,720		94,987,402		80,999,822	
Other Federal	66,759,586		58,438,394		60,414,549	
Sub-Total Federal	\$ 770,416,187	78%	792,759,604	78%	759,529,190	73%
Non-Federal						
Associations & Non-Profits	\$ 80,380,842		90,463,509		94,684,883	
Foundations	45,465,910		55,262,860		76,800,793	
Local Government	4,576,861		4,811,158		6,739,238	
Other Government	21,233,656		24,860,430		26,739,910	
Private Industry	37,672,325		33,807,436		37,244,416	
State of Washington	29,953,837		17,523,614		35,456,591	
Sub-Total Non-Federal	\$ 219,283,430	22%	226,729,007	22%	277,665,831	27%
TOTAL	\$ 989,699,618	100%	1,019,488,611	100%	1,037,195,021	100%

(A) See Appendix for elaboration on Agencies/Organizations included under major headings.

Schedule 4: Grant and Contract Awards by College/Department Fiscal Year Ending June 30, 2008

The School of Medicine was awarded more than \$517 million in FY08, or approximately 50% of the total awards at the UW.

College/Department	Amount	Percent of Total
Architecture and Urban Planning		
Architecture	\$ 241,834	
Construction Management	389,539	
Landscape Architecture	62,000	
Urban Design and Planning	304,458	
Total Architecture and Urban Planning	\$ 997,831	0 %
Arts and Sciences		
Anthropology	\$ 249,016	
Applied Mathematics	999,617	
Astronomy	5,312,019	
Atmospheric Sciences	4,563,603	
Biology	6,442,472	
Chemistry	22,922,055	
Communication	1,395,680	
Earth and Space Sciences	5,103,317	
Economics	6,575	
English	77,573	
Geography	336,787	
Germanics	98,000	
History	100,000	
Linguistics	494,255	
Mathematics	3,428,073	
Physics	11,733,559	
Political Science	1,677,849	
Psychology	9,407,370	
Sociology	156,574	
Speech and Hearing Sciences	1,926,471	
Statistics	918,534	
Women Studies	55,000	
Center for Statistics and the Social Sciences	1,057,167	
Center for Studies in Demography and Ecology	3,077,705	
Gaining Early Awareness and Readiness for Undergraduate Programs (GEAR UP)	790,660	
Henry M. Jackson School of International Studies	4,216,753	
Institute for Nuclear Theory	3,274,000	
Language Learning Center	76,000	
Law, Societies and Justice Program	71,745	
Public Performing Arts	193,213	
School of Drama	75,000	
School of Music	600,000	
Thomas Burke Memorial Washington State Museum	127,634	
Total Arts and Sciences	\$ 90,964,275	9 %
Daniel J. Evans School of Public Affairs (Total)	\$ 4,288,966	0 %
Education		
Education	\$ 7,255,529	
Experimental Educational Unit	1,354,926	
Total Education	\$ 8,610,455	1 %
Engineering		

College/Department	Amount	Percent of Total
Aeronautics and Astronautics	\$ 6,018,434	
Bioengineering	7,007,633 (A)	
Chemical Engineering	5,149,467	
Civil and Environmental Engineering	10,272,831	
Computer Science and Engineering	13,313,785	
Electrical Engineering	12,400,951	
Industrial Engineering	131,491	
Materials Science and Engineering	7,548,342	
Mechanical Engineering	7,436,073	
Other Engineering Programs	1,449,469	
Technical Communication	565,877	
UW Engineering Biomaterials (UWEB)	1,270,673 (A)	
Washington State Transportation Center (TRAC)	1,816,165	
Engineering Total	\$ 74,381,191	7 %
Foster School of Business (Total)	\$ 740,458	0 %
Forest Resources (Total)	\$ 5,801,137	1 %
Graduate School		
Dean's Office	\$ 931,663	
Intercellular M/C Biology	876,990	
Total Graduate School	\$ 1,808,653	0 %
HEALTH SCIENCES		
Dentistry		
Office of Dean, Dentistry	\$ 6,090,500	
Dental Public Health Sciences	1,132,276	
Department of Endodontics	11,095	
Department of Oral Biology	1,089,782	
Department of Oral Medicine	654,068	
Department of Pediatric Dentistry	1,773,486	
Department of Periodontics	1,532,911	
Department of Restorative Dentistry	106,702	
Total Dentistry	\$ 12,390,820	1 %
Medicine		
Office of Dean, Medicine	\$ 11,179,138	
Bioengineering	7,007,633 (A)	
Anesthesiology	2,237,632	
Biochemistry	16,894,512	
Biological Structure	6,299,755	
Comparative Medicine	836,524	
Family Medicine	1,461,418	
Genome Sciences	19,700,331	
Global Health	53,133,823 (B)	
Immunology	10,478,288	
Laboratory Medicine	12,787,325	
Medical Education	2,140,073	
Medical History and Ethics	1,190,900	
Medicine	195,456,041	
Microbiology	16,408,747	
Neurological Surgery	3,580,859	
Neurology	9,296,859	
Obstetrics and Gynecology	5,657,551	
Ophthalmology	946,021	
Orthopedics	2,426,488	
Otolaryngology	5,717,280	
Pathology	25,393,669	

College/Department	Amount	Percent of Total
Pediatrics	16,916,185	
Pharmacology	7,692,978	
Physiology and Biophysics	12,563,367	
Psychiatry	31,195,685	
Radiation Oncology	1,214,152	
Radiology	15,565,524	
Rehabilitation Medicine	8,257,361	
Surgery	10,418,983	
Urology	1,939,031	
UW Engineering Biomaterials (UWEB)	1,270,673 (A)	
Total Medicine	\$ 517,264,806	50 %
Nursing		
Office of Dean, Nursing	1,196,583	
Biobehavioral Nursing and Health Systems	6,760,440	
Family and Child Nursing	3,409,478	
Psychosocial and Community Health	4,719,270	
Total Nursing	\$ 16,085,771	2 %
Pharmacy		
Medicinal Chemistry	3,811,472	
Pharmaceutics	2,372,372	
Pharmacy	2,215,689	
Total Pharmacy	\$ 8,399,533	1 %
Public Health		
Office of Dean, Public Health	\$ 900,315	
Biostatistics	18,201,416	
Environmental and Occupational Health Sciences	21,725,851	
Epidemiology	14,699,153	
Global Health	9,509,775 (B)	
Health Services	19,389,339	
Pathobiology	1,459,640	
Total Public Health and Community Medicine	\$ 85,885,491	8 %
Social Work		
School of Social Work	\$ 16,773,527	
Total Social Work	\$ 16,773,527	2 %
Subtotal Health Sciences	\$ 656,799,948	63 %
Information School (Total)	\$ 5,573,549	1 %
Law (Total)	\$ 409,734	0 %
Ocean and Fishery Sciences		
Office of Dean, Ocean and Fishery Sciences	4,190,379	
Applied Physics Laboratory	\$ 53,862,247	
School of Aquatic and Fishery Science	16,913,982	
School of Marine Affairs	155,450	
School of Oceanography	21,528,264	
Washington Sea Grant / Marine Environmental and Resource Programs	3,593,424	
Total Ocean and Fishery Sciences	\$ 100,243,746	10 %

College/Department	Amount	Percent of Total
Office of Research		
Friday Harbor Laboratories	\$ 1,511,936	
Joint Institute for Study of the Atmosphere and Ocean (JISAO)	16,966,066	
Office of Research	155,873	
Total Office of Research	\$ 18,633,875	2 %
Undergraduate Education (Total)	\$ 363,372	0 %
UW Bothell and UW Tacoma		
UW Bothell (UWB)	\$ 1,495,868	
UW Tacoma (UWT)	322,285	
Total UWB / UWT	\$ 1,818,153	0 %
Total Academic Programs	\$ 971,435,343	94 %
SPECIAL PROGRAMS		
Health Sciences		
Alcohol and Drug Abuse Institute	\$ 4,940,461	
CHDD Administration	7,596,760	
Regional Primate Center	17,006,272	
Subtotal Health Sciences Special Programs	\$ 29,543,493	3 %
Other		
Computing & Communication	\$ 73,745	
Educational Outreach	287,668	
Emergency Management Office	208,000	
Libraries (VP Academic Affairs)	2,054,839	
Provost	200,000	
Vice President for Minority Affairs	7,138,112	
Vice President for Student Affairs	26,253,821 (C)	
Subtotal Other Special Programs	\$ 36,216,185	3 %
Total Special Programs	65,759,678	6 %
Total University	\$ 1,037,195,021	100 %

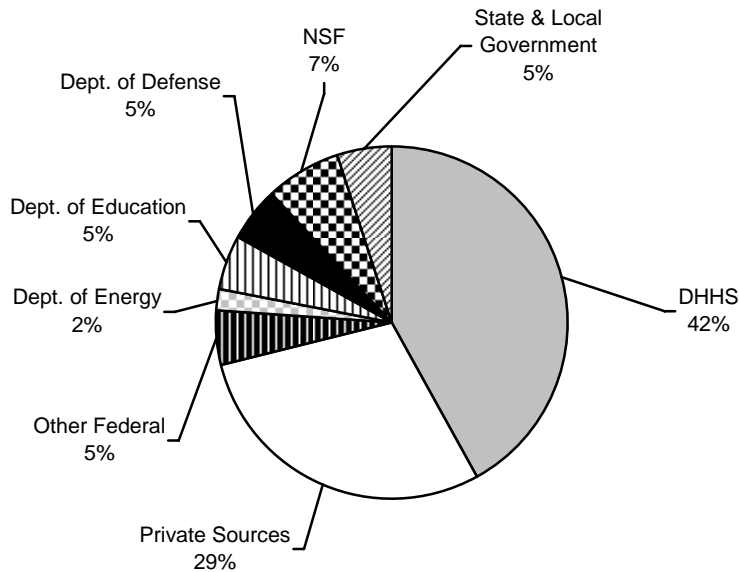
(A) Awards for the Center for Bioengineering and Engineered Biomaterials ERC are shared equally between the College of Engineering and the School of Medicine.

(B) Awards for Global Health are shared between the School of Medicine and the School Public Health

(C) Consists of grants for student scholarships, fellowships and work study programs.

**Schedule 5: Direct Expenditures from External Support Including Research,
Training and Fellowships, and Other Sponsored Programs,
Presented by Source of Funds
Fiscal Year Ending June 30, 2008**

The chart and schedule of expenditures give the relative distribution of expenditures by source of funds. 70% of expenditures are federal dollars with high economic impact on the local and state economy.



Source of Funds	FY07	FY08
Department of Health and Human Services (DHHS)	\$ 437,365,243	\$ 443,238,567
National Science Foundation (NSF)	\$ 71,065,087	\$ 72,919,120
Department of Defense	\$ 44,621,149	\$ 46,611,004
Department of Education	\$ 45,642,476	\$ 48,422,038
Department of Energy	\$ 15,152,788	\$ 16,216,161
Other Federal	\$ 51,873,397	\$ 50,577,241
Private Sources	\$ 252,632,669	\$ 300,811,798
State and Local Government	\$ 43,130,398	\$ 47,992,523
Total Direct Expenditures	\$ 961,483,207	\$ 1,026,788,452

Note: Percentages may not equal 100 due to rounding.
Refer to Schedule 6 for details

Schedule 6: Total Direct Expenditures from External Support by Type of Program and Source of Support - Fiscal Year Ending June 30, 2008

This breakdown provides detail of the expenditures by source category. The State of Washington awarded almost \$45 million to UW. In return, UW provides research support, training and education and many services to state agencies.

Source	Research	Training	Fellowships (A)	Other (B)	Total	Percent of Total
Federal Government						
Air Force	\$ 2,818,760	-	-	72,017	2,890,777	-
Army	3,506,866	16,446	36,083	231,363	3,790,758	-
Department of Agriculture	4,173,901	24,186	43,939	24,449	4,266,475	-
Department of Commerce	17,960,012	51,094	283,236	74,214	18,368,556	2
Department of Education	7,186,217	7,652,028	27,818,716	5,765,077	48,422,038	5
Department of Energy	15,942,736	-	968	272,457	16,216,161	2
Department of Health and Human Services	354,723,107	71,035,785	2,847,315	14,632,360	443,238,567	43
Department of Interior	2,418,588	-	-	54,675	2,473,263	-
National Aeronautics and Space Administration	7,611,636	771,847	187,683	245,363	8,816,529	1
National Science Foundation	67,942,470	549,625	3,593,590	833,435	72,919,120	7
Navy	29,688,071	-	-	915,694	30,603,765	3
Other Department of Defense	9,113,198	137,614	46,857	28,035	9,325,704	1
Other Federal Agencies	10,661,738	1,805,385	427,756	3,757,539	16,652,418	2
Total Federal Government	\$ 533,747,300	82,044,010	35,286,143	26,906,678	677,984,131	66 %
State of Washington						
Department of Fisheries	\$ 48,863	-	-	-	48,863	-
Department of Social and Health	656,718	2,492,768	-	180,240	3,329,726	-
Department of Transportation	1,443,903	-	-	-	1,443,903	-
Other State Agencies (C)	4,381,893	213,245	34,851,828	436,097	39,883,063	5
Total State of Washington	\$ 6,531,377	2,706,013	34,851,828	616,337	44,705,555	5 %
Other Government Agencies (Total)	\$ 2,366,550	445,432	31	474,955	3,286,968	- %
Private Sources						
Associations, Clubs	\$ 7,003,926	255,673	714,223	432,729	8,406,551	1
Business Concerns	16,683,804	169,928	1,320,730	13,777,298	31,951,760	3
Foundations	47,591,826	1,695,342	2,639,876	16,784,756	68,711,800	7
Individuals	495,914	87,195	12,261,659	1,585,516	14,430,284	1
Other	18,944,138	2,296,519	9,407,336	125,282,199	155,930,192	15
Schools, Colleges and Universities	13,340,761	1,229,568	1,102,118	5,708,764	21,381,211	2
Total Private Sources	\$ 104,060,369	5,734,225	27,445,942	163,571,262	300,811,798	29 %
Total Direct Expenditures From External Support *	\$ 646,705,596	90,929,680	97,583,944	191,569,232	1,026,788,452	100 %

*Grants, Contracts, and Gifts

Notes:

(A) Does not include fellowships awarded directly to students by sponsoring agencies

(B) Includes institutes and conferences

(C) Includes Initiative 171 funds

**Schedule 7: Total Direct Expenditures Under Instruction, Research
and Other Academic Programs; Comparison between Local/State
& Others and External Support
Fiscal Year Ending June 30, 2008**

This schedule provides detail on the expenditures broken out by each college, school and further by department. As opposed to other figures that reflect only funds from external sources, this schedule provides total expenditures and includes gifts and internal allocations for research and instruction.

<i>College and Department</i>	<i>Locally Funded (A)</i>	<i>Funded by State & Others (A)</i>	<i>Externally Funded</i>	<i>Total Support</i>	<i>Percent External</i>
Architecture and Urban Planning					
Dean's Office	\$ 504,976	2,054,193	399,951	2,959,120	14
Architecture	(81,544)	2,946,597	916,623	3,781,676	24
Building Construction	1,999	774,692	322,205	1,098,896	29
Landscape Architecture	39,281	1,070,208	84,265	1,193,754	7
Urban Design and Planning	21,989	2,018,717	711,152	2,751,858	26
Total Architecture and Urban Planning	\$ 486,701	8,864,407	2,434,196	11,785,304	21 %
Arts and Sciences					
Dean's Office	\$ 579,142	4,018,869	1,578,078	6,176,089	26
Advanced Research Technology in Arts and Humanities, Center for	993,405	324,628	14,556	1,332,589	1
American Ethnic Studies	394	1,440,819	5,720	1,446,933	-
American Indian Studies	3,263	902,926	6,902	913,091	1
Anthropology	342,915	2,804,641	237,361	3,384,917	7
Applied Mathematics	64,701	1,605,770	870,669	2,541,140	34
Art	255,373	5,091,303	467,587	5,814,263	8
Asian Languages and Literature	39,307	2,600,617	257,792	2,897,716	9
Astronomy	627,643	1,996,235	2,876,893	5,500,771	52
Atmospheric Sciences	628,484	2,082,044	4,803,934	7,514,462	64
Biology	790,382	6,407,090	7,414,664	14,612,136	51
Burke Museum	153,675	2,832,133	1,183,126	4,168,934	28
Chemistry	2,630,447	9,481,759	16,534,754	28,646,960	58
Classics	1,524	1,255,114	271,431	1,528,069	18
Communication	57,596	3,404,390	1,856,375	5,318,361	35
Comparative History of Ideas	1,659	486,067	49,105	536,831	9
Comparative Literature	6,898	1,522,260	63,885	1,593,043	4
Dance	88,126	838,482	13,602	940,210	1
Demography and Ecology, Center for the Study of	417,294	94,494	2,591,720	3,103,508	84
Drama	79,272	3,050,894	296,489	3,426,655	9
Earth and Space Sciences (ESS)	979,170	4,307,906	5,767,352	11,054,428	52
Economics	20,062	5,134,859	497,527	5,652,448	9
English	40,708	8,809,939	743,007	9,593,654	8
Geography	64,473	2,615,181	357,519	3,037,173	12
Germanics	-	1,479,470	104,395	1,583,865	7
Henry Art Gallery	-	785,531	292,709	1,078,240	27
History	36,936	4,972,178	928,752	5,937,866	16
Humanities, Center for the	3,263	750,193	566,749	1,320,205	43
International Studies, Henry M. Jackson School of	504,506	4,369,385	7,223,527	12,097,418	60

<i>College and Department</i>	<i>Locally Funded (A)</i>	<i>Funded by State & Others (A)</i>	<i>Externally Funded</i>	<i>Total Support</i>	<i>Percent External</i>
Language Learning Center	56,500	579,015	31,844	667,359	5
Law, Societies and Justice	22,009	675,303	73,388	770,700	10
Linguistics	12,671	1,480,600	254,900	1,748,171	15
Mathematics	198,194	8,172,935	2,590,990	10,962,119	24
Mathematics Sciences Computing Center	-	342,309	-	342,309	-
Music	35,769	4,894,303	964,589	5,894,661	16
Near Eastern Languages and Civilization	10,429	936,893	130,808	1,078,130	12
Nuclear Theory, Institute for	266,380	-	2,548,801	2,815,181	91
Philosophy	661,561	2,269,303	29,779	2,960,643	1
Physics	1,157,539	7,865,730	8,731,342	17,754,611	49
Political Science	101,130	4,473,335	927,661	5,502,126	17
Psychology	1,089,285	7,029,682	7,041,595	15,160,562	46
Public Performing Arts	59,781	581,952	352,252	993,985	35
Romance Languages and Literature	510	3,655,626	76,959	3,733,095	2
Scandinavian Languages and Literature	1,172	985,159	402,138	1,388,469	29
Slavic Languages and Literature	2,619	918,600	32,873	954,092	3
Social Science Computation and Research, Center for	-	469,623	-	469,623	-
Sociology	38,800	3,627,429	294,597	3,960,826	7
Speech and Hearing Sciences	113,590	2,369,481	1,922,131	4,405,202	44
Statistics	352,227	2,048,008	853,655	3,253,890	26
Statistics and the Social Sciences, Center for	6,000	1,012,687	804,313	1,823,000	44
Women Studies	26,141	1,107,275	26,522	1,159,938	2
Total Arts and Sciences	\$ 13,622,925	140,960,425	85,967,317	240,550,667	36 %

Daniel J. Evans School of Public Affairs (Total)	\$ 509,153	4,684,073	8,311,041	13,504,267	62 %
--	------------	-----------	-----------	------------	------

Dentistry

Dean's Office	\$ 2,317,392	3,115,024	4,165,656	9,598,072	43
Dental Public Health Sciences	267,870	916,352	1,682,031	2,866,253	59
Endodontics	11,298	704,153	82,509	797,960	10
Oral Biology	205,971	828,847	843,545	1,878,363	45
Oral Medicine	1,849,902	1,349,867	603,801	3,803,570	16
Oral and Maxillofacial Surgery	1,238,679	770,705	90,831	2,100,215	4
Orthodontics	174,614	861,080	553,176	1,588,870	35
Pediatric Dentistry	61,477	1,034,706	1,204,008	2,300,191	52
Periodontics	960,630	1,073,959	1,401,763	3,436,352	41
Restorative Dentistry	132,203	2,769,689	196,078	3,097,970	6
Total Dentistry	\$ 7,220,036 (B)	13,424,382	10,823,398	31,467,816	34 %

Education

Dean's Office	\$ 1,580,320	1,146,959	231,011	2,958,290	8
Education	96,867	8,150,907	9,220,571	17,468,345	53
Experimental Education Unit	319,987	667,404	3,306,311	4,293,702	77
Total Education	\$ 1,997,174	9,965,270	12,757,893	24,720,337	52 %

Engineering

Dean's Office	\$ 880,782	5,740,176	5,960,691	12,581,649	47
Aeronautics and Astronautics	580,255	2,618,872	5,780,081	8,979,208	64
Bioengineering	1,184,661	2,723,506	7,324,782 (C)	11,232,949	65
Chemical Engineering	613,193	3,000,921	4,651,459	8,265,573	56
Civil Engineering	575,975	4,829,275	9,548,739	14,953,989	64

<i>College and Department</i>	<i>Locally Funded (A)</i>	<i>Funded by State & Others (A)</i>	<i>Externally Funded</i>	<i>Total Support</i>	<i>Percent External</i>
Computer Science and Engineering	1,064,357	9,691,581	10,913,813	21,669,751	50
Electrical Engineering	740,191	7,321,948	10,969,791	19,031,930	58
Engineered Biomaterials ERC	-	-	804,912 (C)	804,912	100
Industrial Engineering	18,971	1,421,666	252,082	1,692,719	15
Materials Science and Engineering	820,149	1,992,882	5,290,137	8,103,168	65
Mechanical Engineering	726,368	4,592,028	5,785,784	11,104,180	52
Technical Communication	69,313	1,530,042	766,292	2,365,647	32
Total Engineering	\$ 7,274,215	45,462,897	68,048,563	120,785,675	56 %
Forest Resources (Total)	\$ 1,018,319	7,960,621	8,034,964	17,013,904	47 %
Foster School of Business					
Dean's Office	\$ 22,167	6,554,818	5,725,895	12,302,880	47
Accounting	-	4,200,832	333,379	4,534,211	7
Finance and Business Economics	-	3,708,702	10,609	3,719,311	-
Management and Organization	-	4,550,916	75,615	4,626,531	2
Management Science	-	3,030,495	33,336	3,063,831	1
Marketing and International Business	-	3,155,607	60,641	3,216,248	2
Total Foster School of Business	\$ 22,167	25,201,370	6,239,475	31,463,012	20 %
Graduate School					
Dean's Office	\$ 1,691,454	3,154,610	5,444,844	10,290,908	53
Graduate School Fund	673,423	1,109,804	1,050,707	2,833,934	37
Interdisciplinary Departments	195,389	1,050,728	856,836	2,102,953	41
University Press	104,258	108,810	(2,835)	210,233	(1)
Total Graduate School	\$ 2,664,524	5,423,952	7,349,552	15,438,028	48 %
Information School (Total)	\$ 1,106,622	3,593,356	3,128,391	7,828,369	40 %
Law (Total)	\$ 253,185	16,296,541	3,095,145	19,644,871	16 %
Medicine					
Dean's Office	\$ 66,625,433	6,620,474	23,598,664	96,844,571	24
Anesthesiology	2,685,722	1,639,753	2,894,460	7,219,935	40
Biochemistry	801,876	2,627,331	18,166,606	21,595,813	84
Bioengineering	1,073,215	1,098,904	7,324,782 (C)	9,496,901	77
Biological Structure	1,048,913	1,833,206	7,522,661	10,404,780	72
Comparative Medicine	1,052,345	248,288	2,040,953	3,341,586	61
Engineered Biomaterials ERC	-	-	804,912 (C)	804,912	100
Family Medicine	1,645,253	4,867,417	1,937,288	8,449,958	23
Family Medicine Residency	-	1,561,731	-	1,561,731	-
Genome Sciences	1,936,985	2,968,601	17,958,842	22,864,428	79
Global Health	100,353	1,719,898	49,358,559 (D)	51,178,810	96
Immunology	689,347	1,128,170	9,224,566	11,042,083	84
Laboratory Medicine	1,053,949	336,639	11,135,913	12,526,501	89
Medical Education	986,620	833,005	1,631,180	3,450,805	47
Medical History and Ethics	273,698	584,030	1,032,705	1,890,433	55
Medical Residents	-	2,539,164	-	2,539,164	-
Medicine	17,219,520	4,663,949	124,107,522	145,990,991	85
Microbiology	1,858,312	3,058,393	12,851,919	17,768,624	72
Neurological Surgery	4,473,837	620,820	4,053,185	9,147,842	44

<i>College and Department</i>	<i>Locally Funded (A)</i>	<i>Funded by State & Others (A)</i>	<i>Externally Funded</i>	<i>Total Support</i>	<i>Percent External</i>
Neurology	3,386,000	663,111	7,428,069	11,477,180	65
Obstetrics and Gynecology	2,669,967	1,369,974	3,718,248	7,758,189	48
Ophthalmology	845,995	424,068	1,588,890	2,858,953	56
Orthopaedics	6,439,810	637,306	3,252,183	10,329,299	31
Otolaryngology	1,278,679	560,926	5,525,747	7,365,352	75
Pathology	4,851,372	1,565,730	21,842,730	28,259,832	77
Pediatrics	4,657,671	1,853,100	16,059,037	22,569,808	71
Pharmacology	1,007,940	2,219,619	8,155,276	11,382,835	72
Physiology and Biophysics	607,178	2,432,533	7,883,131	10,922,842	72
Psychiatry and Behavioral Sciences	4,793,037	1,792,676	25,326,382	31,912,095	79
Radiation Oncology	1,226,023	408,551	1,180,034	2,814,608	42
Radiology	9,999,118	1,263,573	10,278,852	21,541,543	48
Rehabilitation Medicine	2,553,057	1,748,176	6,652,511	10,953,744	61
Surgery	11,938,674	2,079,736	10,073,818	24,092,228	42
Urology	973,520	620,177	3,908,921	5,502,618	71
Total Medicine	160,753,419 (E)	58,589,029	428,518,546	647,860,994	66 %

Nursing

Dean's Office	\$ 1,262,053	2,754,603	1,668,915	5,685,571	29
Biobehavioral Nursing and Health Systems	509,701	2,442,481	6,199,354	9,151,536	68
Family and Child Nursing	220,302	2,587,229	3,529,502	6,337,033	56
Psychosocial and Community Health	204,240	2,488,626	3,857,574	6,550,440	59
Total Nursing	\$ 2,196,296	10,272,939	15,255,345	27,724,580	55 %

Ocean and Fishery Sciences

Dean's Office	\$ 719,525	907,451	143,304	1,770,280	8
Applied Physics Laboratory	711,428	35,506	44,068,770	44,815,704	98
School of Aquatic and Fishery Sciences	1,458,272	3,516,667	11,905,989	16,880,928	71
School of Marine Affairs	26,780	1,054,105	262,852	1,343,737	20
School of Oceanography	2,142,109	4,896,370	13,833,363	20,871,842	66
Washington Sea Grant Program	273,316	522,310	1,784,423 (F)	2,580,049	69
Total Ocean and Fishery Sciences	\$ 5,331,430	10,932,409	71,998,701	88,262,540	82 %

Office of Research

Vice Provost for Research	\$ 4,439,056	-	3,531,370	7,970,426	44
Friday Harbor Laboratories	2,106,691 (G)	-	1,904,205	4,010,896	47
Human Subjects Division	2,499,888	-	-	2,499,888	-
Joint Institute for the Study of the Atmosphere and Ocean	838,389	82,307	13,491,530	14,412,226	94
Office of Sponsored Programs	2,599,677	-	19,782	2,619,459	1
Quaternary Research Center	-	-	112,935	112,935	100
Total Office of Research	\$ 12,483,701	82,307	19,059,822	31,625,830	60 %

Pharmacy

Dean's Office	\$ 86,788	1,341,479	637,800	2,066,067	31
Medicinal Chemistry	74,729	1,648,252	3,684,224	5,407,205	68
Pharmaceutics	617,030	1,193,801	4,355,532	6,166,363	71
Pharmacy	188,268	2,924,462	2,151,530	5,264,260	41
Total Pharmacy	\$ 966,815	7,107,994	10,829,086	18,903,895	57 %

<i>College and Department</i>	<i>Locally Funded (A)</i>	<i>Funded by State & Others (A)</i>	<i>Externally Funded</i>	<i>Total Support</i>	<i>Percent External</i>
Public Health					
Dean's Office	\$ 407,030	1,635,633	157,397	2,200,060	7
Biostatistics	1,339,542	1,617,703	12,603,929	15,561,174	81
Environmental and Occupational Health Sciences	1,277,974	347,104	14,489,350	16,114,428	90
Epidemiology	413,478	3,239,027	13,094,374	16,746,879	78
Global Health	95,107	1,651,062	10,174,085 (D)	11,920,254	85
Health Services	566,930	2,919,079	14,026,891	17,512,900	80
Pathobiology	201,066	458,211	397,637	1,056,914	38
Total Public Health	\$ 4,301,127	11,867,819 (H)	64,943,663	81,112,609	80 %
Social Work (Total)	\$ 2,105,190	6,054,540	15,075,855	23,235,585	65 %
Undergraduate Education (Total)	\$ 1,504,658	6,365,063	936,781	8,806,502	11 %
UW Bothell and UW Tacoma					
UW Bothell (UWB)	\$ 1,444,533	25,551,278	1,468,598	28,464,409	5
UW Tacoma (UWT)	1,389,978	32,832,984	1,428,392	35,651,354	4
Total UWB / UWT	\$ 2,834,511	58,384,262	2,896,990	64,115,763	5 %
TOTAL ACADEMIC PROGRAMS	\$ 228,652,168	451,493,656	845,704,724 (I)	1,525,850,548	55 %

Notes:

(A) Local funds are mostly indirect cost recovery, investment income, University of Washington Physicians and WWAMI budgets. Funded by State & Others includes budgets funded by both State General Fund resources and tuition operating fees at a ratio of approximately 59 to 41 respectively. Both Locally Funded and Funded by State & Others includes employee benefits (25.96% of salaries and wages) not charged to departmental budgets and excludes certain University expenditures for supporting services such as general administration, student services, extension and public services, libraries, physical plant, and auxiliary enterprises.

(B) Excludes \$7,127,157 for dental clinic accounts which are auxiliary educational activities.

(C) Expenditures for Bioengineering and Engineered Biomaterials ERC are shared equally between the College of Engineering and the School of Medicine.

(D) Some of the expenditures for Global Health are shared equally between the School of Medicine and the School of Public Health.

(E) Includes \$8,964,022 for WWAMI program accounts.

(F) Does not include Washington Sea Grant Program (WSGP) expenditures in support of research and training activities elsewhere in Ocean and Fishery Sciences and, to a lesser extent, in other Schools or Colleges. The WSGP FY-08 total including these items was \$2,864,214.

(G) Includes \$777,690 for utilities and maintenance expenditures.

(H) Excludes \$6,512,722 for accident and medical fund accounts.

(I) Does not include \$181,083,728 for Special Programs (e.g. Center on Human Development and Disability), as fully listed in Schedule 12.

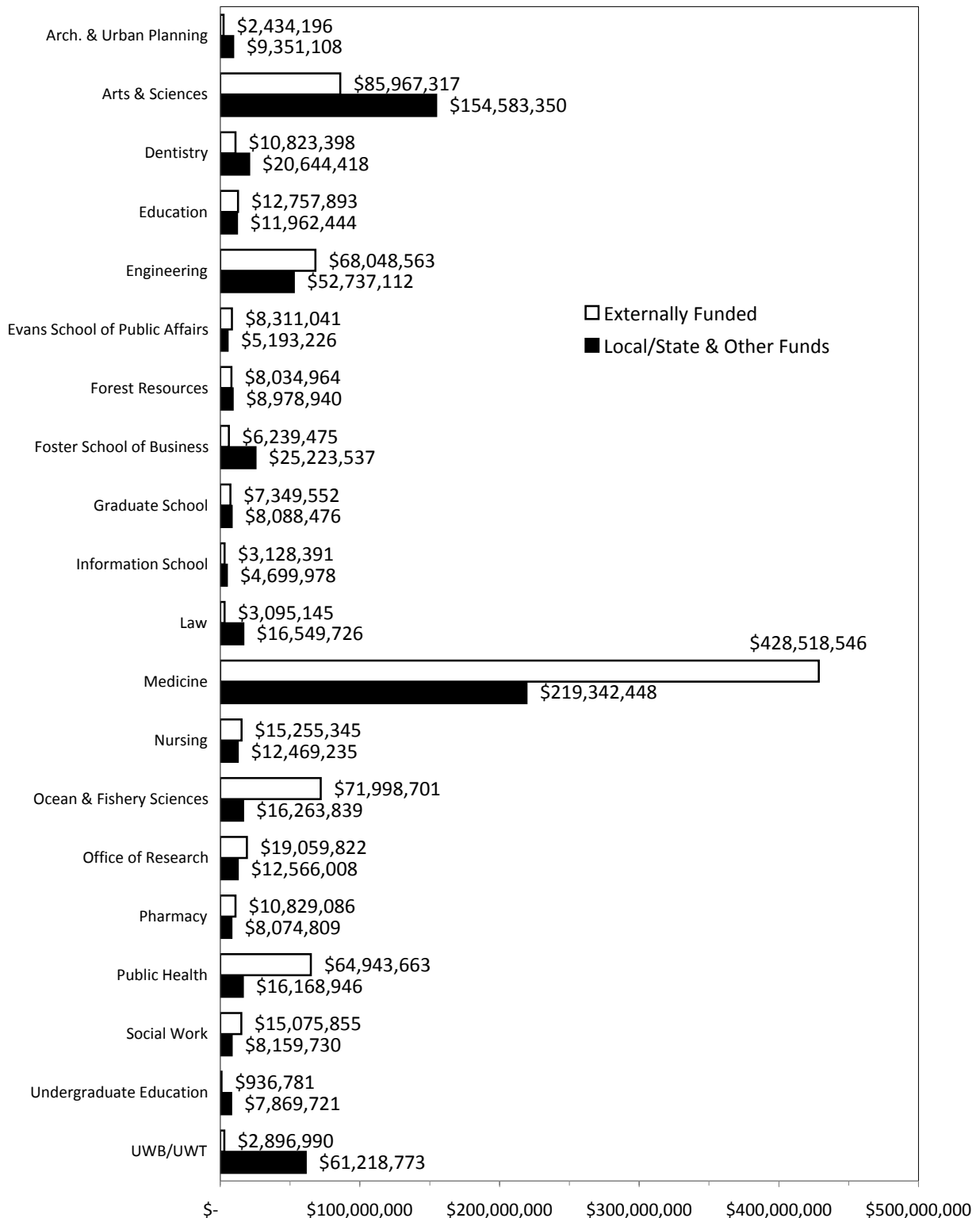
**Schedule 8: Total Locally Funded and Funded by State & Others
Direct Expenditures Under Organized Research and Other Academic
Programs Not Reported Under Regular Academic Departments
Fiscal Year Ending June 30, 2008**

This schedule provides a list of external funds not listed on the previous schedule. These are not academic programs but do bring in restricted funds and gifts.

<i>Program</i>	<i>Total Direct Expenditures</i>
Alcohol and Drug Abuse Institute	468,390
Campus Health Service	788,621
Center on Human Development and Disability	1,300,599
Environmental Health and Safety	5,415,367
Health Sciences Academic Services and Facilities	1,898,982
Health Sciences Administration Operations	874,075
Health Sciences Business Office	1,419,253
Health Sciences Information Services	86,893
Health Sciences Miscellaneous	81,649
Institute on Aging	119,733
Military Science (Air Force R.O.T.C.)	52,389
Military Science (Army R.O.T.C.)	61,439
Military Science (Navy R.O.T.C.)	52,507
Regional Primate Center	2,996,939
UW Tech Transfer	1,038,287
Vice President Educational Partnerships	2,393,287
TOTAL	\$ 19,048,410

Schedule 9: Total Direct Expenditures Under Local/State and Others and External Support by School and College Fiscal Year Ending June 30, 2008

This figure graphically depicts expenditures by schools and colleges and compares expenditures by federal and other external funds to state and local support.



Schedule 10: Total Direct Expenditures from External Support by Source of Support and by College and Department Fiscal Year Ending June 30, 2008

Total expenditures delineated by federal and non-federal sources. This schedule includes only external funds and does include gifts.

<i>College and Department</i>	<i>Dept. of Health & Human Svcs.</i>	<i>Dept. of Defense</i>	<i>Dept. of Energy</i>	<i>Dept. of Education</i>	<i>Natl. Sci. Foundation</i>	<i>Other Federal (A)</i>	<i>Non-Federal (B)</i>	<i>Total</i>
Architecture and Urban Planning								
Dean's Office	\$ -	-	-	-	-	-	399,951	399,951
Architecture	-	-	-	-	-	22,441	894,182	916,623
Building Construction	-	60,497	-	82,423	28,730	-	150,555	322,205
Landscape Architecture	-	-	-	-	-	18,115	66,150	84,265
Urban Design and Planning	-	15,000	-	45,538	190,079	148,432	312,103	711,152
Total Architecture and Urban Planning	\$ -	75,497	-	127,961	218,809	188,988	1,822,941	2,434,196
Arts and Sciences								
Dean's Office	\$ -	-	-	677,857	-	-	900,221	1,578,078
Advanced Research Technology in Arts and Humanities, Center for	-	-	-	-	-	-	14,556	14,556
American Ethnic Studies	-	-	-	-	-	-	5,720	5,720
American Indian Studies	-	-	-	-	-	-	6,902	6,902
Anthropology	(205)	-	-	-	97,233	38,829	101,504	237,361
Applied Mathematics	50,191	-	-	-	701,243	-	119,235	870,669
Art	-	-	-	-	-	-	467,587	467,587
Asian Languages and Literature	36,268	2,937	-	-	-	-	218,587	257,792
Astronomy	-	-	73,553	-	779,603	1,202,723	821,014	2,876,893
Atmospheric Sciences	-	273,514	107,120	-	2,577,640	1,283,104	562,556	4,803,934
Biology	1,969,026	336,777	52,206	14,300	1,720,531	651,133	2,670,691	7,414,664
Burke Museum	7,140	8,299	-	-	24,820	(4,053)	1,146,920	1,183,126
Chemistry	5,561,298	1,740,787	526,033	-	5,920,629	197,808	2,588,199	16,534,754
Classics	-	-	-	-	-	-	271,431	271,431
Communication	-	-	-	-	119,151	-	1,737,224	1,856,375
Comparative History of Ideas	-	-	-	-	-	-	49,105	49,105
Comparative Literature	-	-	-	-	-	-	63,885	63,885
Dance	-	-	-	-	-	-	13,602	13,602
Demography and Ecology, Center for the Study of	1,485,829	-	-	-	756,201	24,610	325,080	2,591,720
Drama	-	-	-	-	-	-	296,489	296,489
Earth and Space Sciences (ESS)	-	33,349	281,760	-	2,236,076	2,453,819	762,348	5,767,352
Economics	-	-	-	-	-	-	497,527	497,527
English	-	72,017	-	124,798	-	-	546,192	743,007
Geography	-	-	-	-	274,713	20,044	62,762	357,519
Germanics	-	-	-	-	-	-	104,395	104,395
Henry Art Gallery	-	-	-	-	-	-	292,709	292,709
History	-	-	-	-	-	-	928,752	928,752
Humanities, Center for the International Studies, Henry M. Jackson School of	-	-	-	-	-	-	566,749	566,749
	-	19,867	6,240	3,707,072	-	1,290	3,489,058	7,223,527
Language Learning Center	-	-	-	31,844	-	-	-	31,844
Law, Societies and Justice	-	-	-	-	50,487	-	22,901	73,388
Linguistics	-	-	-	-	184,614	-	70,286	254,900
Mathematics	20,107	37,304	35,506	46,295	2,060,434	24,186	367,158	2,590,990
Music	-	-	-	-	-	-	964,589	964,589
Near Eastern Languages and Civilization	-	25,926	-	-	-	1,685	103,197	130,808

College and Department	Dept. of Health & Human Svcs.	Dept. of Defense	Dept. of Energy	Dept. of Education	Natl. Sci. Foundation	Other Federal (A)	Non-Federal (B)	Total
Nuclear Theory, Institute for	-	-	2,497,981	-	48,570	-	2,250	2,548,801
Philosophy	-	-	-	-	-	-	29,779	29,779
Physics	428,399	183,671	4,580,149	-	2,871,179	343,031	324,913	8,731,342
Political Science	-	17,851	-	-	261,463	-	648,347	927,661
Psychology	5,499,381	35,148	-	-	416,751	237,795	852,520	7,041,595
Public Performing Arts	-	-	-	-	-	8,000	344,252	352,252
Romance Languages and Literature	-	-	-	-	-	-	76,959	76,959
Scandinavian Languages and Literature	-	-	-	5,660	-	-	396,478	402,138
Slavic Languages and Literature	-	-	-	-	-	-	32,873	32,873
Sociology	4,250	-	-	-	2,003	-	288,344	294,597
Speech and Hearing Sciences	1,762,077	-	-	-	44,849	9,640	105,565	1,922,131
Statistics	206,337	85,687	-	-	287,790	170,546	103,295	853,655
Statistics and the Social Sciences, Center for	461,595	149,171	-	-	190,083	-	3,464	804,313
Women Studies	-	-	-	-	-	-	26,522	26,522
Total Arts and Sciences	\$ 17,491,693	3,022,305	8,160,548	4,607,826	21,626,063	6,664,190	24,394,692	85,967,317

Daniel J. Evans School of Public Affairs (Total)	\$ 22,419	23,297	-	847,991	171,016	1,043,621	6,202,697	8,311,041
---	------------------	---------------	----------	----------------	----------------	------------------	------------------	------------------

Dentistry

Dean's Office	\$ 3,359,751	-	-	-	-	-	805,905	4,165,656
Dental Public Health Sciences	1,512,646	-	-	-	-	-	169,385	1,682,031
Endodontics	-	-	-	-	-	-	82,509	82,509
Oral Biology	792,485	-	-	-	-	-	51,060	843,545
Oral Medicine	473,144	-	-	-	-	-	130,657	603,801
Oral and Maxillofacial Surgery	-	-	-	-	-	-	90,831	90,831
Orthodontics	315,819	-	-	-	-	-	237,357	553,176
Pediatric Dentistry	826,105	-	-	-	-	-	377,903	1,204,008
Periodontics	1,030,174	909	-	-	-	-	370,680	1,401,763
Restorative Dentistry	-	-	-	-	-	-	196,078	196,078
Total Dentistry	\$ 8,310,124	909	-	-	-	-	2,512,365	10,823,398

Education

Dean's Office	\$ -	-	-	-	-	-	231,011	231,011
Education	418,137	-	-	493,535	5,017,055	-	3,291,844	9,220,571
Experimental Education Unit	349,752	-	-	2,426,719	-	-	529,840	3,306,311
Total Education	\$ 767,889	-	-	2,920,254	5,017,055	-	4,052,695	12,757,893

Engineering

Dean's Office	\$ -	-	-	307,244	3,287,983	-	2,365,464	5,960,691
Aeronautics and Astronautics	84,442	538,748	3,699,600	-	148,922	342,425	965,944	5,780,081
Bioengineering (C)	3,896,848	109,645	53,615	-	167,174	-	3,097,500	7,324,782
Chemical Engineering	832,959	564,166	360,824	3,529	1,714,851	15,409	1,159,721	4,651,459
Civil Engineering	267,721	400,224	489,510	-	2,167,553	2,273,259	3,950,472	9,548,739
Computer Science and Engineering	258,884	2,294,050	183,488	108,611	4,708,268	169,067	3,191,445	10,913,813
Electrical Engineering	644,117	3,477,851	109,175	-	2,140,679	328,431	4,269,538	10,969,791
Engineered Biomaterials ERC (C)	188,962	32,853	-	-	575,333	-	7,764	804,912
Industrial Engineering	39,389	30,283	-	-	54,906	-	127,504	252,082
Materials Science and Engineering	857,068	509,893	158,915	-	1,926,199	12,183	1,825,879	5,290,137
Mechanical Engineering	509,400	1,369,538	217	-	740,803	521,902	2,643,924	5,785,784
Technical Communication	277,839	7,027	-	-	290,582	26,151	164,693	766,292
Total Engineering	\$ 7,857,629	9,334,278	5,055,344	419,384	17,923,253	3,688,827	23,769,848	68,048,563

College and Department	Dept. of Health & Human Svcs.	Dept. of Defense	Dept. of Energy	Dept. of Education	Natl. Sci. Foundation	Other Federal (A)	Non-Federal (B)	Total
Forest Resources (Total)	\$ 274,045	453,094	18,099	108,068	118,885	3,608,553	3,454,220	8,034,964
Foster School of Business								
Dean's Office	\$ -	-	-	308,077	58,243	-	5,359,575	5,725,895
Accounting	-	-	-	-	-	-	333,379	333,379
Finance and Business Economics	-	-	-	-	-	-	10,609	10,609
Management and Organization	-	-	-	-	37,022	-	38,593	75,615
Management Science	-	-	-	-	24,600	-	8,736	33,336
Marketing and International Business	10,198	-	-	-	-	-	50,443	60,641
Total Foster School of Business	\$ 10,198	-	-	308,077	119,865	-	5,801,335	6,239,475
Graduate School								
Dean's Office	\$ -	-	-	175,408	3,395,104	-	1,874,332	5,444,844
Graduate School Fund	-	-	-	-	363,501	84,930	602,276	1,050,707
Interdisciplinary Departments	-	-	-	-	-	-	856,836	856,836
University Press	-	-	-	-	-	-	(2,835)	(2,835)
Total Graduate School	\$ -	-	-	175,408	3,758,605	84,930	3,330,609	7,349,552
Information School (Total)	\$ 182,574	352,924	-	-	692,362	11,418	1,889,113	3,128,391
Law (Total)	\$ 259,833	-	-	-	-	651,576	2,183,736	3,095,145
Medicine								
Dean's Office	\$ 12,592,743	-	-	-	-	-	11,005,921	23,598,664
Anesthesiology	995,971	-	-	-	-	854,509	1,043,980	2,894,460
Biochemistry	10,551,246	2,796,003	-	-	326,609	-	4,492,748	18,166,606
Bioengineering (C)	3,896,848	109,645	53,615	-	167,174	-	3,097,500	7,324,782
Biological Structure	7,042,026	-	-	-	100,181	-	380,454	7,522,661
Comparative Medicine	1,151,194	-	-	-	-	174,348	715,411	2,040,953
Engineered Biomaterials ERC (C)	188,962	32,853	-	-	575,333	-	7,764	804,912
Family Medicine	1,267,029	-	-	-	-	-	670,259	1,937,288
Genome Sciences	15,609,650	-	-	-	113,348	3,747	2,232,097	17,958,842
Global Health (D)	32,357,669	173,328	-	-	-	26,100	16,801,462	49,358,559
Immunology	7,815,985	-	-	-	-	-	1,408,581	9,224,566
Laboratory Medicine	8,126,706	-	-	-	-	-	3,009,207	11,135,913
Medical Education	1,363,416	-	-	-	19,645	-	248,119	1,631,180
Medical History and Ethics	880,403	-	-	-	-	-	152,302	1,032,705
Medicine	95,612,748	1,044,835	145,860	69,320	53,326	689,272	26,492,161	124,107,522
Microbiology	9,813,467	122,405	448,574	-	289,645	8,153	2,169,675	12,851,919
Neurological Surgery	2,705,346	-	-	-	-	79,224	1,268,615	4,053,185
Neurology	5,068,864	-	107,535	47,529	-	311,635	1,892,506	7,428,069
Obstetrics and Gynecology	3,005,046	18,519	-	-	-	79,135	615,548	3,718,248
Ophthalmology	867,089	-	-	-	-	172,196	549,605	1,588,890
Orthopaedics	992,671	555,030	-	-	-	200,291	1,504,191	3,252,183
Otolaryngology	3,676,128	-	-	-	-	67,530	1,782,089	5,525,747
Pathology	18,344,325	116,980	-	-	-	24,126	3,357,299	21,842,730
Pediatrics	9,719,958	-	-	-	125,083	77,140	6,136,856	16,059,037
Pharmacology	6,051,346	82,680	-	-	-	73,566	1,947,684	8,155,276
Physiology and Biophysics	6,235,668	-	-	-	-	87,709	1,559,754	7,883,131
Psychiatry and Behavioral Sciences	19,155,870	100	-	187	-	652,370	5,517,855	25,326,382
Radiation Oncology	723,138	-	8,534	-	-	-	448,362	1,180,034
Radiology	6,850,346	108,774	-	-	101,638	779,434	2,438,660	10,278,852
Rehabilitation Medicine	2,113,764	4,819	-	3,427,186	-	56,707	1,050,035	6,652,511
Surgery	5,060,709	230,073	-	291,892	-	1,520,573	2,970,571	10,073,818
Urology	2,069,567	5,757	-	-	-	81,195	1,752,402	3,908,921
Total Medicine	\$ 301,905,898	5,401,801	764,118	3,836,114	1,871,982	6,018,960	108,719,673	428,518,546

College and Department	Dept. of Health & Human Svcs.	Dept. of Defense	Dept. of Energy	Dept. of Education	Natl. Sci. Foundation	Other Federal (A)	Non-Federal (B)	Total
Nursing								
Dean's Office	\$ 821,084	-	-	108,607	-	-	739,224	1,668,915
Biobehavioral Nursing and Health Systems	5,386,076	55,232	-	2,885	-	108,023	647,138	6,199,354
Family and Child Nursing	2,766,919	18,356	-	-	-	-	744,227	3,529,502
Psychosocial and Community Health	3,251,316	-	-	-	-	-	606,258	3,857,574
Total Nursing	\$ 12,225,395	73,588	-	111,492	-	108,023	2,736,847	15,255,345
Ocean and Fishery Sciences								
Dean's Office	\$ -	-	-	-	-	-	143,304	143,304
Applied Physics Laboratory	2,207,740	24,877,663	44,613	-	10,899,093	4,058,118	1,981,543	44,068,770
School of Aquatic and Fishery Sciences	-	177,851	1,560,947	-	698,993	4,053,947	5,414,251	11,905,989
School of Marine Affairs	-	-	-	-	-	123,383	139,469	262,852
School of Oceanography	61,952	2,227,500	57,193	-	7,587,304	1,258,561	2,640,853	13,833,363
Washington Sea Grant Program	-	-	-	53,853	-	1,338,942	391,628	1,784,423
Total Ocean and Fishery Sciences	\$ 2,269,692	27,283,014	1,662,753	53,853	19,185,390	10,832,951	10,711,048	71,998,701
Office of Research								
Vice Provost for Research	\$ -	-	-	-	-	-	3,531,370	3,531,370
Friday Harbor Laboratories	1,196,259	-	-	-	94,980	34,644	578,322	1,904,205
Joint Institute for the Study of the Atmosphere and Ocean	-	-	209,011	-	663,372	11,291,300	1,327,847	13,491,530
Office of Sponsored Programs	-	-	-	-	-	-	19,782	19,782
Quaternary Research Center	-	-	-	-	-	-	112,935	112,935
Total Office of Research	\$ 1,196,259	-	209,011	-	758,352	11,325,944	5,570,256	19,059,822
Pharmacy								
Dean's Office	\$ -	-	-	-	-	-	637,800	637,800
Medicinal Chemistry	3,400,795	27,000	-	-	130,111	-	126,318	3,684,224
Pharmaceutics	3,453,427	-	-	-	-	-	902,105	4,355,532
Pharmacy	997,388	-	-	-	-	27,283	1,126,859	2,151,530
Total Pharmacy	\$ 7,851,610	27,000	-	-	130,111	27,283	2,793,082	10,829,086
Public Health								
Dean's Office	\$ -	-	-	-	-	-	157,397	157,397
Biostatistics	10,680,236	-	-	-	69,056	127,961	1,726,676	12,603,929
Environmental and Occupational Health Sciences	8,913,222	-	-	-	277,782	3,756,734	1,541,612	14,489,350
Epidemiology	10,959,824	-	346,288	19,409	-	257,997	1,510,856	13,094,374
Global Health (D)	1,334,753	173,328	-	-	-	1,185,464	7,480,540	10,174,085
Health Services	11,183,491	31,081	-	28,575	-	207,529	2,576,215	14,026,891
Pathobiology	383,810	-	-	-	-	12,885	942	397,637
Total Public Health	\$ 43,455,336	204,409	346,288	47,984	346,838	5,548,570	14,994,238	64,943,663
Social Work (Total)	\$ 11,571,697	-	-	-	-	285,916	3,218,242	15,075,855
Undergraduate Education (Total)	\$ -	-	-	-	-	86,163	850,618	936,781
UW Bothell and UW Tacoma								
UW Bothell (UWB)	\$ 302	-	-	522,579	204,075	211,835	529,807	1,468,598
UW Tacoma (UWT)	4,162	-	-	329,384	-	9,651	1,085,195	1,428,392
Total UWB / UWT	\$ 4,464	-	-	851,963	204,075	221,486	1,615,002	2,896,990
TOTAL ACADEMIC PROGRAMS	\$ 415,656,755	46,252,116	16,216,161	14,416,375	72,142,661	50,397,399	230,623,257	845,704,724

<i>College and Department</i>	<i>Dept. of Health & Human Svcs.</i>	<i>Dept. of Defense</i>	<i>Dept. of Energy</i>	<i>Dept. of Education</i>	<i>Natl. Sci. Foundation</i>	<i>Other Federal (A)</i>	<i>Non-Federal (B)</i>	<i>Total</i>
SPECIAL PROGRAMS								
Health Sciences								
Health Sciences Administration	\$ 21,339	-	-	-	-	-	256,172	277,511
Alcohol and Drug Abuse Institute	3,068,453	-	-	-	48,435	36,838	406,278	3,560,004
Center on Human Development and Disability	3,448,986	-	-	596,109	-	-	1,571,301	5,616,396
Harborview Medical Center	-	-	-	-	-	-	38,217	38,217
Regional Primate Center (E)	18,765,843	232,100	-	-	-	125,802	93,739	19,217,484
University Medical Center	12,550	-	-	-	-	-	375,513	388,063
Subtotal Health Sciences Special Programs	\$ 25,317,171	232,100	-	596,109	48,435	162,640	2,741,220	29,097,675
Other Special Programs								
Libraries	\$ 1,610,403	-	-	127,756	-	-	1,869,904	3,608,063
Other Programs	184,168	126,788	-	5,972,298	728,024	17,202	47,548,076	54,576,556
UW TechTransfer	-	-	-	-	-	-	18,992,567	18,992,567
Vice President for Student Affairs	470,070	-	-	27,309,500	-	-	47,029,297	74,808,867
Subtotal Other Special Programs	\$ 2,264,641	126,788	-	33,409,554	728,024	17,202	115,439,844	151,986,053
TOTAL SPECIAL PROGRAMS	\$ 27,581,812	358,888	-	34,005,663	776,459	179,842	118,181,064	181,083,728
TOTAL UNIVERSITY	\$ 443,238,567	46,611,004	16,216,161	48,422,038	72,919,120	50,577,241	348,804,321	1,026,788,452

Notes:

(A) Includes NASA and the Departments of Agriculture, Commerce, and Interior.

(B) Refer to Schedule 11 for breakdown of non-federal expenditures.

(C) Expenditures for Bioengineering and Engineered Biomaterials ERC are shared equally between the College of Engineering and the School of Medicine.

(D) Some of the expenditures for Global Health are shared equally between the School of Medicine and the School of Public Health.

(E) Includes program income.

Schedule 11: Total Direct Expenditures from Non-Federal Support by Source of Support, College and Department Fiscal Year Ending June 30, 2008

This schedule is a companion to the previous schedule and delineates the non-federal sources of support. Again this includes gifts and endowments.

<i>College and Department</i>	<i>State of Washington</i>	<i>Local Government</i>	<i>Industry</i>	<i>Associations</i>	<i>Foundations</i>	<i>Other Non- Federal</i>	<i>Gifts and Endowments</i>	<i>Total Non- Federal</i>
<i>Architecture and Urban Planning</i>								
Dean's Office	\$ -	-	-	-	-	(979)	400,930	399,951
Architecture	2,247	20,215	760,973	7,937	13,481	-	89,329	894,182
Building Construction	4,388	-	27	-	1,218	39,773	105,149	150,555
Landscape Architecture	-	19,030	-	17,333	810	-	28,977	66,150
Urban Design and Planning	43,886	49,456	-	-	110,776	23,935	84,050	312,103
Total Architecture and Urban Planning	\$ 50,521	88,701	761,000	25,270	126,285	62,729	708,435	1,822,941
<i>Arts and Sciences</i>								
Dean's Office	\$ 248	-	-	-	103,843	108,621	687,509	900,221
Advanced Research Technology in Arts and Humanities, Center for	-	-	-	-	-	(883)	15,439	14,556
American Ethnic Studies	-	-	-	-	-	-	5,720	5,720
American Indian Studies	-	-	6,364	-	-	-	538	6,902
Anthropology	-	-	10,397	-	45,477	7,528	38,102	101,504
Applied Mathematics	-	-	9,253	-	14,195	23,702	72,085	119,235
Art	-	-	-	-	41,122	18,590	407,875	467,587
Asian Languages and Literature	-	-	-	-	-	-	218,587	218,587
Astronomy	-	-	282,490	134,794	147,249	212,368	44,113	821,014
Atmospheric Sciences	95,435	43,436	60,522	22,173	223,950	18,208	98,832	562,556
Biology	32,022	15,283	258,318	156,291	232,579	1,135,292	840,906	2,670,691
Burke Museum	50,599	(218)	-	21,917	-	5,009	1,069,613	1,146,920
Chemistry	142,704	-	785,476	147,688	596,110	356,035	560,186	2,588,199
Classics	-	-	-	-	5,000	-	266,431	271,431
Communication	-	-	1,508	-	1,375,252	54,988	305,476	1,737,224
Comparative History of Ideas	-	-	-	-	-	24,953	24,152	49,105
Comparative Literature	-	-	-	-	21,922	14,914	27,049	63,885
Dance	-	-	-	-	-	1,261	12,341	13,602
Demography and Ecology, Center for the Study of	-	-	-	4,822	135,401	176,692	8,165	325,080
Drama	-	-	-	-	56,255	-	240,234	296,489
Earth and Space Sciences (ESS)	1,040	11,955	-	23,818	430,045	(381)	295,871	762,348
Economics	-	-	-	-	-	4,646	492,881	497,527
English	-	-	-	-	-	42,898	503,294	546,192
Geography	-	-	-	-	-	14,790	47,972	62,762
Germanics	-	-	-	-	59,720	-	44,675	104,395
Henry Art Gallery	-	-	-	-	-	-	292,709	292,709
History	-	125	-	(4)	-	14,477	914,154	928,752
Humanities, Center for the	-	-	-	-	45,444	-	521,305	566,749
International Studies, Henry M. Jackson School of	2,106	-	-	-	1,183,957	355,556	1,947,439	3,489,058
Law, Societies and Justice	-	-	-	-	22,251	-	650	22,901
Linguistics	-	-	(64)	-	-	14,535	55,815	70,286
Mathematics	-	-	10,168	-	15,119	16,284	325,587	367,158
Music	-	-	-	-	199,170	6,971	758,448	964,589
Near Eastern Languages and Civilization	-	-	-	-	-	7,188	96,009	103,197
Nuclear Theory, Institute for	-	-	-	-	-	-	2,250	2,250
Philosophy	-	-	-	-	-	-	29,779	29,779
Physics	-	-	937	42,296	29,061	(25,433)	278,052	324,913

<i>College and Department</i>	<i>State of Washington</i>	<i>Local Government</i>	<i>Industry</i>	<i>Associations</i>	<i>Foundations</i>	<i>Other Non-Federal</i>	<i>Gifts and Endowments</i>	<i>Total Non-Federal</i>
Political Science	-	25,964	77,638	27,923	94,854	60,911	361,057	648,347
Psychology	18,349	-	-	-	197,939	313,605	322,627	852,520
Public Performing Arts	11,463	31,075	-	10,675	110,000	12,000	169,039	344,252
Romance Languages and Literature	-	-	-	-	-	25,343	51,616	76,959
Scandinavian Languages and Literature	-	-	-	-	-	931	395,547	396,478
Slavic Languages and Literature	-	-	-	-	-	6,234	26,639	32,873
Sociology	12,585	-	66,338	-	15,570	28,097	165,754	288,344
Speech and Hearing Sciences	-	-	18,783	(537)	61,108	17,273	8,938	105,565
Statistics	-	43,234	(148)	-	-	28,912	31,297	103,295
Statistics and the Social Sciences, Center for the Study of	-	-	-	-	-	137	3,327	3,464
Women Studies	-	-	-	-	2,872	12,634	11,016	26,522
Total Arts and Sciences	\$ 366,551	170,854	1,587,980	591,856	5,465,465	3,114,886	13,097,100	24,394,692
Daniel J. Evans School of Public Affairs (Total)	\$ 82,214	49,146	98,774	223,474	3,897,035	328,768	1,523,286	6,202,697
Dentistry								
Dean's Office	\$ -	-	(826)	-	157,227	12,324	637,180	805,905
Dental Public Health Sciences	7,396	-	-	22,022	-	125,720	14,247	169,385
Endodontics	-	-	7,184	388	-	-	74,937	82,509
Oral Biology	-	-	-	-	-	45,396	5,664	51,060
Oral Medicine	-	-	56,532	1,594	2,200	39,379	30,952	130,657
Oral and Maxillofacial Surgery	-	-	-	-	-	-	90,831	90,831
Orthodontics	-	-	10,941	-	-	19,737	206,679	237,357
Pediatric Dentistry	-	-	1,531	34,923	12,948	205,973	122,528	377,903
Periodontics	-	-	58,506	-	-	30,436	281,738	370,680
Restorative Dentistry	-	-	7,719	-	677	59,400	128,282	196,078
Total Dentistry	\$ 7,396	-	141,587	58,927	173,052	538,365	1,593,038	2,512,365
Education								
Dean's Office	\$ -	-	-	-	-	17,214	213,797	231,011
Education	-	-	994,634	36,817	1,602,158	138,548	519,687	3,291,844
Experimental Education Unit	148,657	-	68,052	-	2,685	9,317	301,129	529,840
Total Education	\$ 148,657	-	1,062,686	36,817	1,604,843	165,079	1,034,613	4,052,695
Engineering								
Dean's Office	\$ -	-	62,718	-	128,728	283,997	1,890,021	2,365,464
Aeronautics and Astronautics	49,841	-	459,840	(200)	44,995	112,941	298,527	965,944
Bioengineering (A)	33,139	-	209,751	52,316	2,155,682	415,072	231,540	3,097,500
Chemical Engineering	25,730	-	19,331	16,883	12,619	191,675	893,483	1,159,721
Civil Engineering	1,398,406	284,567	150,592	21,210	649,005	155,194	1,291,498	3,950,472
Computer Science and Engineering	-	-	118,777	66,828	293,728	154,398	2,557,714	3,191,445
Electrical Engineering	51,488	61,751	897,301	4,620	205,212	1,244,109	1,805,057	4,269,538
Engineered Biomaterials ERC (A)	-	-	7,096	-	-	-	668	7,764
Industrial Engineering	-	(3,006)	226	-	-	105,824	24,460	127,504
Materials Science and Engineering	2,206	-	364,875	19,426	812,277	140,349	486,746	1,825,879
Mechanical Engineering	87,442	96,069	711,753	33,834	(1,471)	978,807	737,490	2,643,924
Technical Communication	10,135	-	32,250	-	-	71	122,237	164,693
Total Engineering	\$ 1,658,387	439,381	3,034,510	214,917	4,300,775	3,782,437	10,339,441	23,769,848
Forest Resources (Total)	\$ 697,550	124,286	478,484	105,383	199,892	166,852	1,681,773	3,454,220

<i>College and Department</i>	<i>State of Washington</i>	<i>Local Government</i>	<i>Industry</i>	<i>Associations</i>	<i>Foundations</i>	<i>Other Non-Federal</i>	<i>Gifts and Endowments</i>	<i>Total Non-Federal</i>
<i>Foster School of Business</i>								
Dean's Office	\$ -	-	-	-	7,732	-	5,351,843	5,359,575
Accounting	-	-	-	-	-	-	333,379	333,379
Finance and Business Economics	-	-	-	-	-	-	10,609	10,609
Management and Organization	-	-	-	-	-	16,747	21,846	38,593
Management Science	-	-	-	-	-	-	8,736	8,736
Marketing and International Business	-	-	-	-	-	-	50,443	50,443
Total Foster School of Business	\$ -	-	-	-	7,732	16,747	5,776,856	5,801,335
<i>Graduate School</i>								
Dean's Office	\$ -	-	-	6,717	-	90,053	1,777,562	1,874,332
Graduate School Fund	-	-	-	-	8,382	297,617	296,277	602,276
Interdisciplinary Departments	-	-	38,302	-	-	800,969	17,565	856,836
University Press	-	-	-	-	-	-	(2,835)	(2,835)
Total Graduate School	\$ -	-	38,302	6,717	8,382	1,188,639	2,088,569	3,330,609
<i>Information School (Total)</i>	\$ 5,461	-	487,905	-	1,003,409	152,986	239,352	1,889,113
<i>Law (Total)</i>	## 60,351	-	-	46,595	73,808	30,288	1,972,694	2,183,736
<i>Medicine</i>								
Dean's Office	\$ -	-	6,074	44,597	346,749	668,371	9,940,130	11,005,921
Anesthesiology	-	-	27,287	429,911	10,798	225,167	350,817	1,043,980
Biochemistry	63,486	-	5,356	169,739	1,589,919	2,164,667	499,581	4,492,748
Bioengineering (A)	33,139	-	209,751	52,316	2,155,682	415,072	231,540	3,097,500
Biological Structure	-	-	51,621	8,048	221,121	14,708	84,956	380,454
Comparative Medicine	-	-	19,701	140,770	508,815	37,348	8,777	715,411
Engineered Biomaterials ERC (A)	-	-	7,096	-	-	-	668	7,764
Family Medicine	40,137	-	34,942	27,664	48,355	52,344	466,817	670,259
Genome Sciences	-	-	23	25,785	192,770	1,063,044	950,475	2,232,097
Global Health (B)	-	-	166,738	-	14,696,855	1,058,950	878,919	16,801,462
Immunology	-	-	-	371,343	226,028	611,791	199,419	1,408,581
Laboratory Medicine	12,800	-	1,179,041	106,253	980,483	677,788	52,842	3,009,207
Medical Education	-	-	9,494	18,406	112,589	98,287	9,343	248,119
Medical History and Ethics	-	-	-	-	6,610	55,796	89,896	152,302
Medicine	6,885	456,083	6,108,774	1,757,252	6,975,438	4,428,257	6,759,472	26,492,161
Microbiology	-	-	196,484	362,861	961,460	337,208	311,662	2,169,675
Neurological Surgery	-	-	234,158	31,179	285,415	405,307	312,556	1,268,615
Neurology	13,679	-	214,672	247,105	482,886	110,847	823,317	1,892,506
Obstetrics and Gynecology	11,324	-	131,815	60,253	46,074	118,801	247,281	615,548
Ophthalmology	-	-	39,277	6,473	62,628	95,833	345,394	549,605
Orthopaedics	-	-	94,195	10,932	180,440	122,369	1,096,255	1,504,191
Otolaryngology	-	-	7,186	43,780	139,880	147,001	1,444,242	1,782,089
Pathology	-	-	1,077,859	(3,574)	655,733	428,797	1,198,484	3,357,299
Pediatrics	53,477	60,905	305,306	494,416	714,766	3,779,300	728,686	6,136,856
Pharmacology	-	-	40,604	357,931	478,277	232,892	837,980	1,947,684
Physiology and Biophysics	-	-	148,527	203,332	561,449	416,688	229,758	1,559,754
Psychiatry and Behavioral Sciences	2,709,972	254,923	39,364	33,962	1,177,911	1,027,431	274,292	5,517,855
Radiation Oncology	-	-	57,828	-	2,498	93,060	294,976	448,362
Radiology	-	-	1,262,867	88,168	476,606	307,674	303,345	2,438,660
Rehabilitation Medicine	32,671	407,167	16,716	157,646	124,110	67,082	244,643	1,050,035
Surgery	61,365	-	704,903	13,582	176,896	462,742	1,551,083	2,970,571
Urology	-	-	261,765	-	274,283	145,474	1,070,880	1,752,402
Total Medicine	\$ 3,038,935	1,179,078	12,659,424	5,260,130	34,873,524	19,870,096	31,838,486	108,719,673

<i>College and Department</i>	<i>State of Washington</i>	<i>Local Government</i>	<i>Industry</i>	<i>Associations</i>	<i>Foundations</i>	<i>Other Non-Federal</i>	<i>Gifts and Endowments</i>	<i>Total Non-Federal</i>
<i>Nursing</i>								
Dean's Office	\$ -	-	-	-	-	-	739,224	739,224
Biobehavioral Nursing and Health Systems	50,383	68,774	37,224	44,855	229,754	53,269	162,879	647,138
Family and Child Nursing	5,850	23,266	108,688	-	153,142	63,016	390,265	744,227
Psychosocial and Community Health	151,340	2,488	-	103,185	153,660	171,331	24,254	606,258
Total Nursing	\$ 207,573	94,528	145,912	148,040	536,556	287,616	1,316,622	2,736,847
<i>Ocean and Fishery Sciences</i>								
Dean's Office	\$ -	-	-	-	-	-	143,304	143,304
Applied Physics Laboratory	-	-	615,340	5,820	70,629	1,199,737	90,017	1,981,543
School of Aquatic and Fishery Sciences	504,283	501,697	96,265	236,918	2,953,857	460,008	661,223	5,414,251
School of Marine Affairs	-	31	-	9,985	47,606	37,764	44,083	139,469
School of Oceanography	15,520	13,418	3,660	55,644	1,302,698	790,504	459,409	2,640,853
Washington Sea Grant Program	204,027	-	-	-	187,601	-	-	391,628
Total Ocean and Fishery Sciences	\$ 723,830	515,146	715,265	308,367	4,562,391	2,488,013	1,398,036	10,711,048
<i>Office of Research</i>								
Vice Provost for Research	\$ -	-	5,808	-	2,772,422	641,667	111,473	3,531,370
Friday Harbor Laboratories	49,272	9,224	-	39,520	-	-	480,306	578,322
Joint Institute for the Study of the Atmosphere and Ocean	842,366	-	65,680	-	291,855	46,646	81,300	1,327,847
Office of Sponsored Programs	-	-	-	-	17,828	-	1,954	19,782
Quaternary Research Center	-	-	-	-	-	112,935	-	112,935
Total Office of Research	\$ 891,638	9,224	71,488	39,520	3,082,105	801,248	675,033	5,570,256
<i>Pharmacy</i>								
Dean's Office	\$ -	-	-	-	-	-	637,800	637,800
Medicinal Chemistry	8,075	-	-	-	-	22,563	95,680	126,318
Pharmaceutics	-	-	-	-	120,579	585,576	195,950	902,105
Pharmacy	-	-	301,687	58,148	332,766	121,318	312,940	1,126,859
Total Pharmacy	\$ 8,075	-	301,687	58,148	453,345	729,457	1,242,370	2,793,082
<i>Public Health</i>								
Dean's Office	\$ -	-	-	-	-	1,394	156,003	157,397
Biostatistics	-	-	179,699	66,598	236,207	1,116,583	127,589	1,726,676
Environmental and Occupational Health Sciences	371,164	64,989	112,619	101,130	51,321	571,698	268,691	1,541,612
Epidemiology	-	40,837	390,045	77,815	265,163	605,197	131,799	1,510,856
Global Health (B)	-	-	-	-	5,542,671	1,058,950	878,919	7,480,540
Health Services	282,178	178,989	131,263	234,940	901,897	780,751	66,197	2,576,215
Pathobiology	-	-	-	-	-	(749)	1,691	942
Total Public Health	\$ 653,342	284,815	813,626	480,483	6,997,259	4,133,824	1,630,889	14,994,238
Social Work (Total)	\$ 556,421	297,257	-	695,703	431,608	93,246	1,144,007	3,218,242
Undergraduate Education (Total)	\$ 83,051	-	101,637	-	24,614	191,780	449,536	850,618
<i>UW Bothell and UW Tacoma</i>								
UW Bothell (UWB)	\$ -	17,513	3,120	-	144,324	62,127	302,723	529,807
UW Tacoma (UWT)	-	5,009	4,920	-	-	-	1,075,266	1,085,195
Total UWB / UWT	\$ -	22,522	8,040	-	144,324	62,127	1,377,989	1,615,002
TOTAL ACADEMIC PROGRAMS	\$ 9,239,953	3,274,938	22,508,307	8,300,347	67,966,404	38,205,183	81,128,125	230,623,257

<i>College and Department</i>	<i>State of Washington</i>	<i>Local Government</i>	<i>Industry</i>	<i>Associations</i>	<i>Foundations</i>	<i>Other Non-Federal</i>	<i>Gifts and Endowments</i>	<i>Total Non-Federal</i>
SPECIAL PROGRAMS								
Health Sciences								
Health Sciences Administration	\$ -	-	-	-	20	(1,250)	257,402	256,172
Alcohol and Drug Abuse Institute	328,915	10,667	-	-	-	66,246	450	406,278
Center on Human Development and Disability	187,652	-	-	32,179	15,691	27,448	1,308,331	1,571,301
Harborview Medical Center	-	-	-	179	-	38,038	-	38,217
Regional Primate Center (C)	-	-	-	-	-	76,583	17,156	93,739
University Medical Center	-	-	-	-	-	-	375,513	375,513
Subtotal Health Sciences Special Programs	\$ 516,567	10,667	-	32,358	15,711	207,065	1,958,852	2,741,220
Other Special Programs								
Libraries	\$ -	1,363	2,718	-	-	21,153	1,844,670	1,869,904
Other Programs	166,434	-	-	-	140,870	283,183	46,957,589	47,548,076
UW TechTransfer	-	-	39,089	-	-	18,948,466	5,012	18,992,567
Vice President for Student Affairs	34,782,601	-	-	-	-	12,246,696	-	47,029,297
Subtotal Other Special Programs	\$ 34,949,035	1,363	41,807	-	140,870	31,499,498	48,807,271	115,439,844
TOTAL SPECIAL PROGRAMS	\$ 35,465,602	12,030	41,807	32,358	156,581	31,706,563	50,766,123	118,181,064
TOTAL UNIVERSITY	\$ 44,705,555	3,286,968	22,550,114	8,332,705	68,122,985	69,911,746	131,894,248	348,804,321

Notes:

- (A) Expenditures for Bioengineering and Engineered Biomaterials ERC are shared equally between the College of Engineering and the School of Medicine.
- (B) Some of the expenditures for Global Health are shared equally between the School of Medicine and the School of Public Health.
- (C) Includes program income.

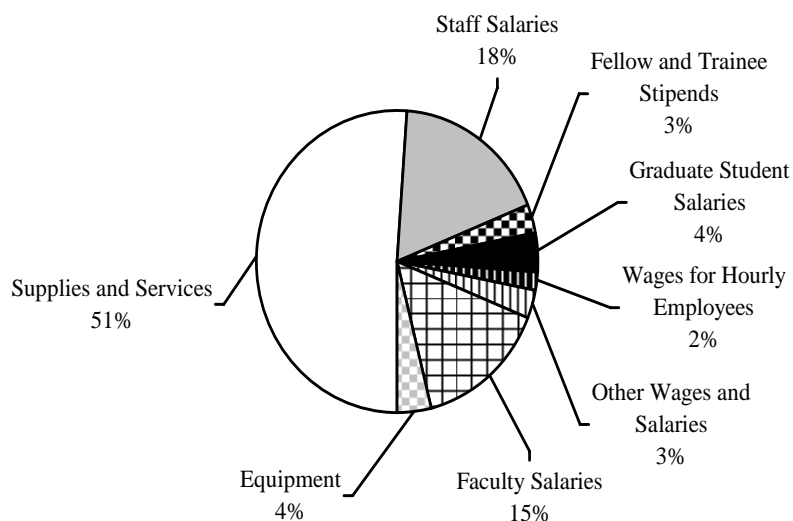
**Schedule 12: Annual Direct Expenditures
Under Programs Receiving External Support
(Includes Research, Training, Fellowships and Other Sponsored Programs)
Fiscal Years 2004-2008**

This schedule provides a picture of the annual increase in expenditures over a five-year period. Over the past five years we have increased expenditures from grants, contracts and gifts by 20%.

<i>School/College or Special Program</i>	<i>2004</i>	<i>2005</i>	<i>2006</i>	<i>2007</i>	<i>2008</i>	<i>% 2008 Total</i>
Architecture and Urban Planning	\$ 1,889,601	2,318,928	2,407,026	1,945,337	2,434,196	-
Arts and Sciences	83,304,759	82,384,958	84,598,602	83,605,608	85,967,317	8
Daniel J. Evans School of Public Affairs	7,208,674	8,553,499	7,921,148	8,973,580	8,311,041	1
Dentistry	8,859,515	10,904,838	11,583,878	11,104,520	10,823,398	1
Education	10,072,099	10,260,392	11,270,913	11,602,148	12,757,893	1
Engineering	58,102,506	62,948,748	64,071,341	70,140,925	68,048,563	7
Forest Resources	8,938,191	9,102,303	8,588,421	8,453,748	8,034,964	1
Foster School of Business	4,866,568	4,782,186	4,801,100	5,692,418	6,239,475	1
Graduate School	5,272,234	6,797,849	6,979,951	6,439,113	7,349,552	1
Information School	1,248,735	1,949,822	1,349,110	1,728,985	3,128,391	-
Law	1,613,003	1,921,944	2,242,325	2,921,039	3,095,145	-
Medicine	334,635,732	371,826,260	390,594,873	392,079,082	428,518,546	42
Nursing	16,474,859	15,945,889	15,306,236	15,986,714	15,255,345	2
Ocean and Fishery Sciences	58,383,525	57,572,447	60,230,175	65,797,333	71,998,701	7
Office of Research	12,877,694	14,384,651	15,866,633	15,451,040	19,059,822	2
Pharmacy	9,452,200	11,020,932	11,692,144	12,399,877	10,829,086	1
Public Health	53,069,695	56,163,623	61,897,700	62,776,572	64,943,663	6
Social Work	21,261,359	17,782,806	16,269,227	15,771,431	15,075,855	1
Undergraduate Education	447,715	440,657	502,122	676,534	936,781	-
UW Bothell and UW Tacoma	1,557,438	1,590,902	2,489,172	2,307,016	2,896,990	-
TOTAL ACADEMIC PROGRAMS	\$ 699,536,102	748,653,634	780,662,097	795,853,020	845,704,724	82 %
Special Programs						
Health Sciences						
Health Sciences Administration	\$ 1,033,629	891,293	940,631	1,131,060	277,511	-
Alcohol and Drug Abuse Institute	4,275,289	4,113,070	3,912,468	3,546,054	3,560,004	-
Center on Human Development and Disability	7,853,752	8,593,069	9,515,655	8,114,697	5,616,396	1
Harborview Medical Center			175,916	1,917	38,217	-
Regional Primate Center	16,418,131	14,684,280	14,548,664	18,933,885	19,217,484	2
Research Center in Oral Biology	1,390,180	704,740				
University Medical Center	356,052	329,111	413,413	237,402	388,063	-
Subtotal Health Sciences Special Programs	\$ 31,327,033	29,315,563	29,506,747	31,965,015	29,097,675	3 %
Libraries	\$ 2,844,833	3,050,225	3,839,409	3,800,850	3,608,063	-
Other Programs	38,804,235	48,498,060	52,550,165	51,767,628	54,576,556	6
UW Tech Transfer	9,069,248	11,151,517	12,159,980	14,108,978	18,992,567	2
Vice President for Student Affairs	52,325,979	54,680,072	57,641,927	63,987,716	74,808,867	7
TOTAL SPECIAL PROGRAMS	\$ 134,371,328	146,695,437	155,698,228	165,630,187	181,083,728	18 %
TOTAL UNIVERSITY	\$ 833,907,430	895,349,071	936,360,325	961,483,207	1,026,788,452	100 %

Schedule 13: Direct Expenditures from External Support Including Research, Training and Fellowships, and Other Sponsored Programs, Presented by Type of Expenditure Fiscal Year Ending June 30, 2008

The figure and schedule provided here give a breakdown of what the expenditures were used for by major category. Grants, contracts and gifts account for almost a \$500 million influx for salaries alone.



Type of Expenditure	FY08
Faculty Salaries	\$ 152,731,613
Graduate Student Salaries	\$ 36,141,636
Staff Salaries	\$ 188,229,138
Wages for Hourly Employees	\$ 22,820,811
Other Wages and Salaries	\$ 28,946,868
Subtotal Salaries and Wages	\$ 428,870,066
Equipment	\$ 36,982,195
Supplies and Services	\$ 532,790,236
Fellow and Trainee Stipends	\$ 28,145,955
Total Direct Expenditures	\$ 1,026,788,452
Indirect Cost	\$ 198,136,150
Total Direct Expenditures and Indirect Cost	\$ 1,224,924,602

Note: Percentages may not equal 100 due to rounding. Refer to Schedule 15 for details

**Schedule 14: Direct Expenditures from External Support
by Type of Program and by College and Department
Fiscal Year Ending June 30, 2008**

This schedule gives the breakdown of the expenditures summarized in the previous table by UW school, college and department. The numbers in this schedule do not include indirect costs recovered in grants and contracts.

College and Department	Research	Training	(A)	Other (B)	Total
Architecture and Urban Planning					
Dean's Office	\$ 66,189	-	134,750	199,012	399,951
Architecture	831,945	-	2,500	82,178	916,623
Building Construction	217,057	-	-	105,148	322,205
Landscape Architecture	52,356	-	1,000	30,909	84,265
Urban Design and Planning	618,946	-	13,120	79,086	711,152
Total Architecture and Urban Planning	\$ 1,786,493	-	151,370	496,333	2,434,196
Arts and Sciences					
Dean's Office	\$ 290,241	690,529	5,000	592,308	1,578,078
Advanced Research Technology in Arts and Humanities, Center for	(884)	-	-	15,440	14,556
American Ethnic Studies	-	-	-	5,720	5,720
American Indian Studies	6,364	-	-	538	6,902
Anthropology	97,198	-	10,309	129,854	237,361
Applied Mathematics	779,753	-	-	90,916	870,669
Art	64,088	-	29,424	374,075	467,587
Asian Languages and Literature	58,496	-	9,837	189,459	257,792
Astronomy	2,558,881	164,821	52,417	100,774	2,876,893
Atmospheric Sciences	4,408,067	57,506	318,515	19,846	4,803,934
Biology	4,976,762	704,362	302,966	1,430,574	7,414,664
Burke Museum	154,270	-	7,560	1,021,296	1,183,126
Chemistry	15,548,828	16,305	306,603	663,018	16,534,754
Classics	-	-	222,022	49,409	271,431
Communication	167,455	-	45,759	1,643,161	1,856,375
Comparative History of Ideas	24,953	-	-	24,152	49,105
Comparative Literature	14,914	-	37,729	11,242	63,885
Dance	1,261	-	-	12,341	13,602
Demography and Ecology, Center for the Study of	2,051,845	109,543	(1)	430,333	2,591,720
Drama	-	-	33,109	263,380	296,489
Earth and Space Sciences (ESS)	4,778,303	583,290	144,016	261,743	5,767,352
Economics	2,549	-	48,007	446,971	497,527
English	42,898	238	177,157	522,714	743,007
Geography	309,548	-	14,707	33,264	357,519
Germanics	-	-	43,720	60,675	104,395
Henry Art Gallery	-	-	5,069	287,640	292,709
History	14,477	-	234,817	679,458	928,752
Humanities, Center for the	-	-	-	566,749	566,749
International Studies, Henry M. Jackson School of	162,800	2,845,860	2,108,044	2,106,823	7,223,527
Language Learning Center	-	30,179	-	1,665	31,844
Law, Societies and Justice	72,739	-	-	649	73,388
Linguistics	199,085	-	2,179	53,636	254,900
Mathematics	2,156,502	70,481	20,119	343,888	2,590,990
Music	161,294	-	115,820	687,475	964,589
Near Eastern Languages and Civilization	34,799	-	28,855	67,154	130,808
Nuclear Theory, Institute for	2,516,311	10,000	-	22,490	2,548,801
Philosophy	-	-	8,406	21,373	29,779
Physics	8,438,081	25,087	85,338	182,836	8,731,342
Political Science	531,512	-	52,782	343,367	927,661

College and Department	Research	Training	(A)	Other (B)	Total
Psychology	6,177,637	289,348	274,926	299,684	7,041,595
Public Performing Arts	129,811	-	-	222,441	352,252
Romance Languages and Literature	23,148	-	4,514	49,297	76,959
Scandinavian Languages and Literature	5,774	5,660	7,770	382,934	402,138
Slavic Languages and Literature	6,234	575	-	26,064	32,873
Sociology	70,639	-	26,645	197,313	294,597
Speech and Hearing Sciences	1,531,056	248,670	116,057	26,348	1,922,131
Statistics	773,664	-	17,396	62,595	853,655
Statistics and the Social Sciences, Center for	800,985	-	-	3,328	804,313
Women Studies	11,454	-	4,052	11,016	26,522
Total Arts and Sciences	\$ 60,153,792	5,852,454	4,921,645	15,039,426	85,967,317

Daniel J. Evans School of Public

Affairs (Total)	\$ 6,187,014	324,140	425,337	1,374,550	8,311,041
------------------------	---------------------	----------------	----------------	------------------	------------------

Dentistry

Dean's Office	\$ 2,646,756	718,767	24,000	776,133	4,165,656
Dental Public Health Sciences	1,515,337	-	-	166,694	1,682,031
Endodontics	54,657	-	7,225	20,627	82,509
Oral Biology	797,119	12,823	27,939	5,664	843,545
Oral Medicine	528,415	-	13,271	62,115	603,801
Oral and Maxillofacial Surgery	32,540	-	-	58,291	90,831
Orthodontics	346,469	-	-	206,707	553,176
Pediatric Dentistry	444,893	619,637	-	139,478	1,204,008
Periodontics	1,106,291	(830)	13,000	283,302	1,401,763
Restorative Dentistry	66,951	3,501	21,177	104,449	196,078
Total Dentistry	\$ 7,539,428	1,353,898	106,612	1,823,460	10,823,398

Education

Dean's Office	\$ 1,456	-	71,410	158,145	231,011
Education	7,504,388	224,045	54,086	1,438,052	9,220,571
Experimental Education Unit	1,455,109	1,417,174	-	434,028	3,306,311
Total Education	\$ 8,960,953	1,641,219	125,496	2,030,225	12,757,893

Engineering

Dean's Office	\$ 3,918,090	2,718	453,520	1,586,363	5,960,691
Aeronautics and Astronautics	5,424,554	602	20,000	334,925	5,780,081
Bioengineering (C)	6,347,315	302,109	48,168	627,190	7,324,782
Chemical Engineering	3,353,670	542,944	152,444	602,401	4,651,459
Civil Engineering	8,867,385	-	220,906	460,448	9,548,739
Computer Science and Engineering	8,516,563	-	843,200	1,554,050	10,913,813
Electrical Engineering	9,306,154	117,389	311,384	1,234,864	10,969,791
Engineered Biomaterials ERC (C)	698,263	-	-	106,649	804,912
Industrial Engineering	225,782	-	-	26,300	252,082
Materials Science and Engineering	4,843,570	-	30,583	415,984	5,290,137
Mechanical Engineering	4,911,418	-	63,965	810,401	5,785,784
Technical Communication	652,391	-	15,372	98,529	766,292
Total Engineering	\$ 57,065,155	965,762	2,159,542	7,858,104	68,048,563

Forest Resources (Total)	\$ 6,182,237	90,577	340,016	1,422,134	8,034,964
---------------------------------	---------------------	---------------	----------------	------------------	------------------

Foster School of Business

Dean's Office	\$ 17,516	334,121	1,205,713	4,168,545	5,725,895
Accounting	-	-	-	333,379	333,379
Finance and Business Economics	-	-	-	10,609	10,609
Management and Organization	53,769	-	-	21,846	75,615
Management Science	24,600	-	-	8,736	33,336
Marketing and International Business	10,198	-	-	50,443	60,641
Total Foster School of Business	\$ 106,083	334,121	1,205,713	4,593,558	6,239,475

College and Department	Research	Training	(A)	Other (B)	Total
Graduate School					
Dean's Office	\$ 72,866	(1,145)	5,124,426	248,697	5,444,844
Graduate School Fund	371,883	70,726	179,971	428,127	1,050,707
Interdisciplinary Departments	44,528	270	-	812,038	856,836
University Press	-	-	-	(2,835)	(2,835)
Total Graduate School	\$ 489,277	69,851	5,304,397	1,486,027	7,349,552
Information School (Total)	\$ 2,821,172	10,554	99,717	196,948	3,128,391
Law (Total)	\$ 497,861	643,859	42,497	1,910,928	3,095,145
Medicine					
Dean's Office	\$ 10,102,802	1,084,719	213,884	12,197,259	23,598,664
Anesthesiology	1,754,515	8,678	-	1,131,267	2,894,460
Biochemistry	15,027,556	1,362,113	726,637	1,050,300	18,166,606
Bioengineering (C)	6,347,315	302,109	48,168	627,190	7,324,782
Biological Structure	4,722,888	237,222	118,343	2,444,208	7,522,661
Comparative Medicine	1,480,053	-	-	560,900	2,040,953
Engineered Biomaterials ERC (C)	698,263	-	-	106,649	804,912
Family Medicine	862,479	590,490	188,793	295,526	1,937,288
Genome Sciences	14,835,167	1,234,945	331,688	1,557,042	17,958,842
Global Health (D)	7,215,195	29,853,113	5,117	12,285,134	49,358,559
Immunology	8,123,669	444,162	388,021	268,714	9,224,566
Laboratory Medicine	9,366,363	187,491	-	1,582,059	11,135,913
Medical Education	342,945	1,252,777	1,332	34,126	1,631,180
Medical History and Ethics	1,020,318	5,788	-	6,599	1,032,705
Medicine	104,326,760	7,375,051	1,243,831	11,161,880	124,107,522
Microbiology	11,854,050	806,512	175,656	15,701	12,851,919
Neurological Surgery	3,053,537	324,854	89,408	585,386	4,053,185
Neurology	5,941,956	95,390	112,626	1,278,097	7,428,069
Obstetrics and Gynecology	3,375,515	-	-	342,733	3,718,248
Ophthalmology	1,207,705	-	35,527	345,658	1,588,890
Orthopaedics	1,794,729	105	113,332	1,344,017	3,252,183
Otolaryngology	4,808,672	330,764	211,543	174,768	5,525,747
Pathology	18,556,580	2,050,604	526,661	708,885	21,842,730
Pediatrics	11,071,019	1,132,139	82,496	3,773,383	16,059,037
Pharmacology	6,890,700	369,943	141,449	753,184	8,155,276
Physiology and Biophysics	6,701,006	439,064	466,871	276,190	7,883,131
Psychiatry and Behavioral Sciences	16,680,280	6,871,555	211,158	1,563,389	25,326,382
Radiation Oncology	856,419	-	-	323,615	1,180,034
Radiology	8,755,704	2,637	170,710	1,349,801	10,278,852
Rehabilitation Medicine	5,217,149	1,031,312	80,637	323,413	6,652,511
Surgery	6,856,236	1,056,543	540,886	1,620,153	10,073,818
Urology	3,087,205	104,470	75,345	641,901	3,908,921
Total Medicine	\$ 302,934,750	58,554,550	6,300,119	60,729,127	428,518,546
Nursing					
Dean's Office	\$ 16,110	794,492	285,194	573,119	1,668,915
Biobehavioral Nursing and Health Systems	4,207,689	1,667,684	88,259	235,722	6,199,354
Family and Child Nursing	2,154,212	895,698	14,036	465,556	3,529,502
Psychosocial and Community Health	2,625,112	1,137,062	(2,005)	97,405	3,857,574
Total Nursing	\$ 9,003,123	4,494,936	385,484	1,371,802	15,255,345
Ocean and Fishery Sciences					
Dean's Office	\$ 10	-	-	143,294	143,304
Applied Physics Laboratory	43,091,523	-	5,820	971,427	44,068,770
School of Aquatic and Fishery Sciences	11,024,029	33,770	551,188	297,002	11,905,989
School of Marine Affairs	171,132	-	55,887	35,833	262,852
School of Oceanography	12,979,371	-	352,540	501,452	13,833,363
Washington Sea Grant Program	1,545,392	-	196,528	42,503	1,784,423
Total Ocean and Fishery Sciences	\$ 68,811,457	33,770	1,161,963	1,991,511	71,998,701

College and Department	Research	Training	(A)	Other (B)	Total
Office of Research					
Vice Provost for Research	\$ 1,115,237	-	-	2,416,133	3,531,370
Friday Harbor Laboratories	1,423,899	-	101,774	378,532	1,904,205
Joint Institute/Study of the Atmosphere and Ocean	13,356,026	5,084	46,937	83,483	13,491,530
Office of Sponsored Programs	17,828	-	-	1,954	19,782
Quaternary Research Center	-	-	-	112,935	112,935
Total Office of Research	\$ 15,912,990	5,084	148,711	2,993,037	19,059,822
Pharmacy					
Dean's Office	\$ 5,321	-	91,438	541,041	637,800
Medicinal Chemistry	3,016,019	497,280	78,189	92,736	3,684,224
Pharmaceutics	3,589,311	-	111,812	654,409	4,355,532
Pharmacy	1,011,528	328	238,821	900,853	2,151,530
Total Pharmacy	\$ 7,622,179	497,608	520,260	2,189,039	10,829,086
Public Health					
Dean's Office	\$ -	-	85,520	71,877	157,397
Biostatistics	11,494,529	304,363	(490)	805,527	12,603,929
Environmental and Occupational Health Sciences	12,830,428	1,398,677	59,800	200,445	14,489,350
Epidemiology	9,690,979	2,520,685	19,787	862,923	13,094,374
Global Health (D)	7,578,656	444,092	5,117	2,146,220	10,174,085
Health Services	10,589,720	2,950,956	57,994	428,221	14,026,891
Pathobiology	397,437	(1,491)	-	1,691	397,637
Total Public Health	\$ 52,581,749	7,617,282	227,728	4,516,904	64,943,663
Social Work (Total)	\$ 10,207,612	3,261,094	150,851	1,456,298	15,075,855
Undergraduate Education (Total)					
	\$ 49,710	139,770	269,780	477,521	936,781
UW Bothell and UW Tacoma					
UW Bothell (UWB)	\$ 578,222	522,579	3,220	364,577	1,468,598
UW Tacoma (UWT)	277,812	89,183	174,718	886,679	1,428,392
Total UWB / UWT	\$ 856,034	611,762	177,938	1,251,256	2,896,990
TOTAL ACADEMIC PROGRAMS	\$ 619,769,069	86,502,291	24,225,176	115,208,188	845,704,724
SPECIAL PROGRAMS					
Health Sciences					
Health Sciences Administration	\$ 31,821	-	-	245,690	277,511
Alcohol and Drug Abuse Institute	3,405,806	-	-	154,198	3,560,004
Center on Human Development and Disability	2,744,503	1,128,990	-	1,742,903	5,616,396
Harborview Medical Center	217	-	-	38,000	38,217
Regional Primate Center (E)	18,079,517	729,203	-	408,764	19,217,484
University Medical Center	13,805	-	-	374,258	388,063
Subtotal Health Sciences Special Programs	\$ 24,275,669	1,858,193	-	2,963,813	29,097,675
Libraries	\$ 1,614,839	148,908	61,069	1,783,247	3,608,063
Other Programs	1,006,930	2,420,288	193,435	50,955,903	54,576,556
UW TechTransfer (F)	39,089	-	-	18,953,478	18,992,567
Vice President for Student Affairs	-	-	73,104,264	1,704,603	74,808,867
TOTAL SPECIAL PROGRAMS	\$ 26,936,527	4,427,389	73,358,768	76,361,044	181,083,728
TOTAL UNIVERSITY	\$ 646,705,596	90,929,680	97,583,944	191,569,232	1,026,788,452

Notes:

(A) Does not include fellowships awarded directly to students by sponsoring agencies.

(B) Includes institutes and conferences.

(C) Expenditures for Bioengineering and Engineered Biomaterials ERC are shared equally between the College of Engineering and the School of Medicine.

(D) Some of the expenditures for Global Health are shared equally between the School of Medicine and the School of Public Health.

(E) Includes program income.

(F) Includes \$10.2 million of royalty income allocated to inventors in accordance with University patent, invention, and copyright policy.

**Schedule 15: Total Direct Expenditures and Indirect Costs by College
and Department, Under Programs Receiving External Support
(Includes Research, Training, Fellowships, and Other Programs)
Fiscal Year Ending June 30, 2008**

This schedule provides the same information as the previous schedule but *does* include recovered indirect costs.

<i>College and Department</i>	<i>Salaries & Wages (A)</i>	<i>Supplies & Services</i>	<i>Tuition & Stipends (B)</i>	<i>Equipment</i>	<i>Total Direct Expenditures</i>	<i>Indirect Costs</i>
Architecture and Urban Planning						
Dean's Office	\$ 96,562	244,899	58,490	-	399,951	170
Architecture	348,378	526,169	30,169	11,907	916,623	87,040
Building Construction	127,819	153,825	33,789	6,772	322,205	45,208
Landscape Architecture	37,185	47,080	-	-	84,265	3,170
Urban Design and Planning	350,745	317,280	31,912	11,215	711,152	126,979
Total Architecture and Urban Planning	\$ 960,689	1,289,253	154,360	29,894	2,434,196	262,567
Arts and Sciences						
Dean's Office	\$ 719,176	853,976	3,071	1,855	1,578,078	54,248
Advanced Research Technology in Arts and Humanities, Center for	1,550	7,406	5,600	-	14,556	-
American Ethnic Studies	-	5,508	212	-	5,720	-
American Indian Studies	-	6,902	-	-	6,902	-
Anthropology	106,413	116,858	14,090	-	237,361	13,397
Applied Mathematics	364,694	209,613	288,275	8,087	870,669	191,817
Art	109,750	291,467	61,143	5,227	467,587	-
Asian Languages and Literature	183,136	66,008	8,648	-	257,792	17,701
Astronomy	1,577,799	973,350	139,482	186,262	2,876,893	862,211
Atmospheric Sciences	3,050,470	1,219,872	348,476	185,116	4,803,934	1,893,420
Biology	3,987,071	2,497,470	518,164	411,959	7,414,664	1,893,980
Burke Museum	619,612	506,827	43,091	13,596	1,183,126	37,877
Chemistry	6,473,154	7,955,968	898,701	1,206,931	16,534,754	4,528,131
Classics	51,410	220,021	-	-	271,431	-
Communication	392,654	1,408,588	21,420	33,713	1,856,375	36,285
Comparative History of Ideas	20,067	23,300	5,738	-	49,105	-
Comparative Literature	36,742	15,894	11,249	-	63,885	-
Dance	1,641	11,961	-	-	13,602	-
Demography and Ecology, Center for the Study of	1,367,816	1,088,459	123,044	12,401	2,591,720	861,686
Drama	40,145	211,553	44,791	-	296,489	-
Earth and Space Sciences (ESS)	2,754,531	1,811,385	393,048	808,388	5,767,352	1,754,337
Economics	263,145	204,263	23,412	6,707	497,527	-
English	330,313	330,718	81,976	-	743,007	1,479
Geography	127,354	203,803	26,362	-	357,519	99,772
Germanics	58,691	45,704	-	-	104,395	-
Henry Art Gallery	27,123	265,586	-	-	292,709	-
History	482,548	265,684	178,160	2,360	928,752	-
Humanities, Center for the	169,677	394,872	2,200	-	566,749	4,544
International Studies, Henry M. Jackson, School of	3,386,546	2,972,616	864,365	-	7,223,527	269,306
Language Learning Center	15,282	16,562	-	-	31,844	2,414
Law, Societies and Justice	45,006	22,644	5,738	-	73,388	27,935
Linguistics	131,651	90,078	33,171	-	254,900	86,225
Mathematics	1,419,732	824,703	333,912	12,643	2,590,990	562,504
Music	144,733	494,418	80,850	244,588	964,589	-
Near Eastern Languages and Civilization	67,699	57,207	5,902	-	130,808	13,887
Nuclear Theory, Institute for	954,650	1,546,363	38,839	8,949	2,548,801	1,012,065
Philosophy	5,028	21,882	2,869	-	29,779	-

<i>College and Department</i>	<i>Salaries & Wages (A)</i>	<i>Supplies & Services</i>	<i>Tuition & Stipends (B)</i>	<i>Equipment</i>	<i>Total Direct Expenditures</i>	<i>Indirect Costs</i>
Physics	4,081,205	1,890,303	552,095	2,207,739	8,731,342	2,495,782
Political Science	502,391	319,054	102,851	3,365	927,661	182,943
Psychology	4,334,586	2,222,174	408,190	76,645	7,041,595	2,438,335
Public Performing Arts	40,854	311,398	-	-	352,252	(8,325)
Romance Languages and Literature	12,350	59,363	5,246	-	76,959	-
Scandinavian Languages and Literature	139,150	247,644	15,344	-	402,138	476
Slavic Languages and Literature	12,028	20,470	375	-	32,873	-
Sociology	162,580	111,045	18,169	2,803	294,597	11,847
Speech and Hearing Sciences	1,162,864	615,350	140,353	3,564	1,922,131	596,494
Statistics	501,710	269,826	79,238	2,881	853,655	325,206
Statistics and the Social Sciences, Center for	461,712	268,143	66,496	7,962	804,313	319,632
Women Studies	7,316	19,206	-	-	26,522	-
Total Arts and Sciences	\$ 40,905,755	33,613,465	5,994,356	5,453,741	85,967,317	20,587,611
Daniel J. Evans School of Public Affairs (Total)	\$ 4,179,554	3,656,433	467,723	7,331	8,311,041	557,570
Dentistry						
Dean's Office	\$ 1,980,755	1,985,160	192,328	7,413	4,165,656	926,200
Dental Public Health Sciences	948,441	718,117	8,469	7,004	1,682,031	697,204
Endodontics	26,668	55,841	-	-	82,509	3,995
Oral Biology	491,683	323,139	27,155	1,568	843,545	296,825
Oral Medicine	361,002	230,868	9,566	2,365	603,801	230,502
Oral and Maxillofacial Surgery	21,943	68,888	-	-	90,831	-
Orthodontics	320,456	203,435	22,655	6,630	553,176	151,595
Pediatric Dentistry	831,084	341,948	30,976	-	1,204,008	68,273
Periodontics	669,647	643,766	23,190	65,160	1,401,763	473,584
Restorative Dentistry	39,464	136,328	3,000	17,286	196,078	19,135
Total Dentistry	\$ 5,691,143	4,707,490	317,339	107,426	10,823,398	2,867,313
Education						
Dean's Office	\$ 48,941	132,160	49,910	-	231,011	9,640
Education	3,615,120	5,268,142	327,435	9,874	9,220,571	1,613,992
Experimental Education Unit	1,347,426	1,441,272	493,168	24,445	3,306,311	521,999
Total Education	\$ 5,011,487	6,841,574	870,513	34,319	12,757,893	2,145,631
Engineering						
Dean's Office	\$ 1,757,861	3,627,413	561,527	13,890	5,960,691	886,968
Aeronautics and Astronautics	3,113,858	(250,851)	330,427	2,586,647	5,780,081	1,140,655
Bioengineering (C)	3,321,404	3,489,981	296,536	216,861	7,324,782	1,954,917
Chemical Engineering	2,481,164	1,417,097	460,057	293,141	4,651,459	1,402,271
Civil Engineering	4,226,255	3,842,585	730,017	749,882	9,548,739	2,771,402
Computer Science and Engineering	5,480,539	3,642,507	945,583	845,184	10,913,813	3,214,069
Electrical Engineering	5,632,870	3,262,328	1,108,738	965,855	10,969,791	3,009,133
Engineered Biomaterials ERC (C)	356,160	382,833	63,547	2,372	804,912	299,100
Industrial Engineering	118,309	99,565	34,208	-	252,082	70,410
Materials Science and Engineering	2,375,615	1,523,837	446,657	944,028	5,290,137	1,260,675
Mechanical Engineering	2,947,411	2,112,262	363,336	362,775	5,785,784	1,563,486
Technical Communication	464,555	231,695	67,945	2,097	766,292	247,044
Total Engineering	\$ 32,276,001	23,381,252	5,408,578	6,982,732	68,048,563	17,820,130
Forest Resources (Total)	\$ 4,801,902	2,832,267	232,169	168,626	8,034,964	872,924

<i>College and Department</i>	<i>Salaries & Wages (A)</i>	<i>Supplies & Services</i>	<i>Tuition & Stipends (B)</i>	<i>Equipment</i>	<i>Total Direct Expenditures</i>	<i>Indirect Costs</i>
<i>Foster School of Business</i>						
Dean's Office	\$ 2,294,591	2,626,835	799,761	4,708	5,725,895	24,646
Accounting	145,640	172,679	13,000	2,060	333,379	-
Finance and Business Economics	-	10,609	-	-	10,609	-
Management and Organization	33,313	39,433	2,869	-	75,615	14,849
Management Science	18,417	13,852	1,067	-	33,336	13,776
Marketing and International Business	8,225	52,416	-	-	60,641	5,262
Total Foster School of Business	\$ 2,500,186	2,915,824	816,697	6,768	6,239,475	58,533
<i>Graduate School</i>						
Dean's Office	\$ 3,071,665	540,435	1,830,244	2,500	5,444,844	-
Graduate School Fund	539,337	356,527	154,843	-	1,050,707	29,274
Interdisciplinary Departments	566,932	94,815	189,613	5,476	856,836	17,767
University Press	-	(2,835)	-	-	(2,835)	-
Total Graduate School	\$ 4,177,934	988,942	2,174,700	7,976	7,349,552	47,041
<i>Information School (Total)</i>	\$ 1,170,551	1,739,911	213,027	4,902	3,128,391	466,531
<i>Law (Total)</i>	\$ 1,485,022	1,311,449	298,674	-	3,095,145	152,789
<i>Medicine</i>						
Dean's Office	\$ 7,724,860	15,211,143	373,984	288,677	23,598,664	1,681,782
Anesthesiology	2,016,603	840,877	2,400	34,580	2,894,460	493,460
Biochemistry	7,854,697	7,600,635	688,311	2,022,963	18,166,606	4,941,826
Bioengineering (C)	3,321,404	3,489,981	296,536	216,861	7,324,782	1,954,917
Biological Structure	2,825,168	4,319,332	118,406	259,755	7,522,661	2,160,438
Comparative Medicine	622,503	1,320,333	-	98,117	2,040,953	394,626
Engineered Biomaterials ERC (C)	356,160	382,833	63,547	2,372	804,912	299,100
Family Medicine	1,273,274	589,701	-	74,313	1,937,288	240,659
Genome Sciences	7,825,328	8,703,753	457,234	972,527	17,958,842	6,156,362
Global Health (D)	7,643,641	40,409,030	196,872	1,109,016	49,358,559	2,939,809
Immunology	3,721,439	5,238,003	197,397	67,727	9,224,566	3,220,478
Laboratory Medicine	5,562,029	5,397,394	68,854	107,636	11,135,913	3,905,042
Medical Education	1,124,443	320,591	161,112	25,034	1,631,180	204,737
Medical History and Ethics	611,430	369,031	52,244	-	1,032,705	232,847
Medicine	58,906,267	62,186,580	484,981	2,529,694	124,107,522	32,904,399
Microbiology	6,680,365	5,375,569	234,709	561,276	12,851,919	4,813,895
Neurological Surgery	2,280,964	1,662,812	68,981	40,428	4,053,185	1,217,805
Neurology	3,794,834	3,336,097	100,608	196,530	7,428,069	1,927,701
Obstetrics and Gynecology	1,994,597	1,659,521	10,450	53,680	3,718,248	1,387,300
Ophthalmology	882,319	546,086	2,112	158,373	1,588,890	420,218
Orthopaedics	1,850,525	1,377,446	3,410	20,802	3,252,183	531,099
Otolaryngology	3,413,429	1,950,651	44,772	116,895	5,525,747	1,626,080
Pathology	11,234,686	9,254,680	763,696	589,668	21,842,730	8,034,264
Pediatrics	9,636,441	6,043,524	185,318	193,754	16,059,037	3,437,916
Pharmacology	4,245,115	3,447,792	212,718	249,651	8,155,276	2,743,873
Physiology and Biophysics	4,342,206	2,942,564	262,227	336,134	7,883,131	2,840,265
Psychiatry and Behavioral Sciences	13,946,972	10,955,818	211,296	212,296	25,326,382	5,106,609
Radiation Oncology	789,135	376,731	9,450	4,718	1,180,034	417,499
Radiology	6,542,120	3,377,944	86,248	272,540	10,278,852	3,775,790
Rehabilitation Medicine	4,012,846	2,518,200	51,594	69,871	6,652,511	1,433,289
Surgery	6,415,406	3,573,798	14,879	69,735	10,073,818	2,578,286
Urology	2,000,102	1,876,318	1,450	31,051	3,908,921	846,031
Total Medicine	\$ 195,451,308	216,654,768	5,425,796	10,986,674	428,518,546	104,868,402

<i>College and Department</i>	<i>Salaries & Wages (A)</i>	<i>Supplies & Services</i>	<i>Tuition & Stipends (B)</i>	<i>Equipment</i>	<i>Total Direct Expenditures</i>	<i>Indirect Costs</i>
<i>Nursing</i>						
Dean's Office	\$ 559,175	811,860	201,426	96,454	1,668,915	47,425
Biobehavioral Nursing and Health Systems	3,954,165	2,013,261	151,882	80,046	6,199,354	1,754,316
Family and Child Nursing	2,122,857	1,351,327	54,677	641	3,529,502	625,840
Psychosocial and Community Health	2,484,093	1,244,003	125,478	4,000	3,857,574	636,381
Total Nursing	\$ 9,120,290	5,420,451	533,463	181,141	15,255,345	3,063,962
<i>Ocean and Fishery Sciences</i>						
Dean's Office	\$ 32,699	106,695	3,910	-	143,304	-
Applied Physics Laboratory	19,360,694	19,775,352	201,187	4,731,537	44,068,770	5,454,710
School of Aquatic and Fishery Sciences	5,745,683	4,720,294	672,289	767,723	11,905,989	2,249,322
School of Marine Affairs	145,914	85,944	30,994	-	262,852	46,258
School of Oceanography	5,032,100	7,519,412	426,762	855,089	13,833,363	3,518,309
Washington Sea Grant Program	797,778	854,398	120,332	11,915	1,784,423	497,915
Total Ocean and Fishery Sciences	\$ 31,114,868	33,062,095	1,455,474	6,366,264	71,998,701	11,766,514
<i>Office of Research</i>						
Vice Provost for Research	\$ 462,847	2,590,069	(1,924)	480,378	3,531,370	-
Friday Harbor Laboratories	1,133,504	571,284	164,100	35,317	1,904,205	660,759
Joint Institute for the Study of the Atmosphere and Ocean	6,898,413	4,420,020	191,776	1,981,321	13,491,530	2,709,945
Office of Sponsored Programs	12,615	7,167	-	-	19,782	-
Quaternary Research Center	33,211	79,724	-	-	112,935	-
Total Office of Research	\$ 8,540,590	7,668,264	353,952	2,497,016	19,059,822	3,370,704
<i>Pharmacy</i>						
Dean's Office	\$ 276,828	231,940	77,482	51,550	637,800	-
Medicinal Chemistry	1,869,992	1,366,148	265,073	183,011	3,684,224	1,290,283
Pharmaceutics	1,543,425	2,732,577	61,810	17,720	4,355,532	1,421,354
Pharmacy	1,276,072	798,688	61,095	15,675	2,151,530	495,273
Total Pharmacy	\$ 4,966,317	5,129,353	465,460	267,956	10,829,086	3,206,910
<i>Public Health</i>						
Dean's Office	\$ 3,300	65,777	88,320	-	157,397	-
Biostatistics	5,874,403	6,140,277	373,330	215,919	12,603,929	3,131,028
Environmental and Occupational Health Sciences	7,272,361	6,756,549	335,761	124,679	14,489,350	4,912,413
Epidemiology	6,351,255	5,980,441	700,755	61,923	13,094,374	2,420,884
Global Health (D)	2,583,628	7,169,653	188,789	232,015	10,174,085	597,799
Health Services	7,563,222	6,081,850	347,104	34,715	14,026,891	2,082,530
Pathobiology	282,397	97,865	17,375	-	397,637	194,263
Total Public Health	\$ 29,930,566	32,292,412	2,051,434	669,251	64,943,663	13,338,917
<i>Social Work (Total)</i>	\$ 7,890,619	6,908,988	221,265	54,983	15,075,855	2,509,691
<i>Undergraduate Education (Total)</i>	\$ 268,122	459,820	164,541	44,298	936,781	5,605
<i>UW Bothell and UW Tacoma</i>						
UW Bothell (UWB)	\$ 583,069	776,333	20,454	88,742	1,468,598	279,281
UW Tacoma (UWT)	753,236	487,063	178,983	9,110	1,428,392	136,344
Total UWB/UWT	\$ 1,336,305	1,263,396	199,437	97,852	2,896,990	415,625
TOTAL ACADEMIC PROGRAMS	\$ 391,779,209	392,137,407	27,818,958	33,969,150	845,704,724	188,384,970

<i>College and Department</i>	<i>Salaries & Wages (A)</i>	<i>Supplies & Services</i>	<i>Tuition & Stipends (B)</i>	<i>Equipment</i>	<i>Total Direct Expenditures</i>	<i>Indirect Costs</i>
SPECIAL PROGRAMS						
Health Sciences						
Health Sciences Administration	\$ 6,748	270,763	-	-	277,511	4,243
Alcohol and Drug Abuse Institute	1,679,142	1,855,589	2,113	23,160	3,560,004	484,523
Center on Human Development and Disability	3,504,189	1,993,703	62,051	56,453	5,616,396	945,989
Harborview Medical Center	29,526	8,691	-	-	38,217	9
Regional Primate Center (E)	8,211,270	8,775,967	-	2,230,247	19,217,484	6,623,079
University Medical Center	20,254	346,243	-	21,566	388,063	6,526
Subtotal Health Sciences						
Special Programs	\$ 13,451,129	13,250,956	64,164	2,331,426	29,097,675	8,064,369
Other Special Programs						
Libraries	\$ 1,173,230	2,378,954	19,817	36,062	3,608,063	816,564
Other Programs	17,187,517	36,500,466	243,016	645,557	54,576,556	870,247
UW TechTransfer	2,782,420	16,210,147	-	-	18,992,567	-
Vice President for Student Affairs	2,496,561	72,312,306	-	-	74,808,867	-
Subtotal Other Special Programs	\$ 23,639,728	127,401,873	262,833	681,619	151,986,053	1,686,811
TOTAL SPECIAL PROGRAMS	\$ 37,090,857	140,652,829	326,997	3,013,045	181,083,728	9,751,180
TOTAL UNIVERSITY	\$ 428,870,066	532,790,236	28,145,955	36,982,195	1,026,788,452	198,136,150

Notes:

- (A) Includes stipends paid to post-doctoral trainees.
- (B) Does not include expenditures under fellowship or traineeship awards made directly to individuals by sponsoring agencies.
- (C) Expenditures for Bioengineering and Engineered Biomaterials ERC are shared equally between the College of Engineering and the School of Medicine.
- (D) Some of the expenditures for Global Health are shared equally between the School of Medicine and the School of Public Health.
- (E) Includes program income.

**Schedule 16: University Employees Paid from Grant and Contract Funds
Fiscal Years 2006 through 2008**

Month	Year to Date FY06	Year to Date FY07	Year to Date FY08
July	8,130	7,949	7,839
August	8,060	7,855	7,775
September	7,528	7,322	7,329
Monthly Average First Quarter	7,906	7,709	7,648
October	7,520	7,297	7,302
November	7,503	7,316	7,383
December	7,255	7,169	7,252
Monthly Average Second Quarter	7,426	7,261	7,312
January	7,339	7,121	7,337
February	7,394	7,258	7,189
March	7,331	7,285	7,336
Monthly Average Third Quarter	7,355	7,221	7,287
April	7,455	7,334	7,347
May	7,479	7,287	7,305
June	7,689	7,463	7,603
Monthly Average Fourth Quarter	7,541	7,361	7,418
Monthly Average for Past 12 Months	7,557	7,388	7,416
Amount of Increase (Decrease)	(80)	(169)	28
Percent of Increase (Decrease)	(1.0) %	(2.2) %	0.4 %

Note: For historical comparison, numbers include FTE paid from Gift Funds.

Appendix: Sources of Funds (Agencies and Organizations) as Used in Schedules 1 and 3

FEDERAL GOVERNMENT

National Science Foundation (NSF)

National Science Foundation (NSF)

US Department of Defense (DOD)

Air Force Academy
Air Force Office of Scientific Research (AFOSR)
DARPA Information Processing Technology Office
DARPA Microsystems Technology Office (MTO)
Defense Advanced Research Projects Agency (DARPA)
Defense Threat Reduction Agency (DTRA)
National Security Agency (NSA)
Naval Postgraduate School
Naval Research Laboratory
Naval Surface Warfare Center
Office of Naval Research (ONR)
Strategic Environmental Research and Development Program (SERDP)
US Army
US Army Corps of Engineers (USACE)
US Army Engineer Research and Development Center (ERDC)
US Army Research Office (ARO)
US Department of Defense (DOD)
US Navy

US Department of Education (DOEd)

Office of Federal Student Aid (FSA)
Office of Postsecondary Education (OPE)
US Department of Education (DOEd)

US Department of Energy (DOE)

Bonneville Power Administration (BPA)
Fermi National Accelerator Laboratory (Fermilab)
Idaho National Engineering and Environmental Laboratory (INEEL)
Lawrence Berkeley National Laboratory
Lawrence Livermore National Laboratory
Los Alamos National Laboratory
Pacific Northwest National Laboratory (PNNL)
US Department of Energy (DOE)

US Department of Health and Human Services (DHHS)

Administration for Children and Families (ACF)
Agency for Healthcare Research and Quality (AHRQ)
Center for Scientific Review (CSR)
Centers for Disease Control and Prevention (CDC)
Food and Drug Administration (FDA)
Health Resources and Services Administration (HRSA)
John E Fogarty International Center (FIC)
National Cancer Institute (NCI)
National Center for Complementary and Alternative Medicine (NCCAM)
National Center for Research Resources (NCCR)
National Center on Minority Health and Health Disparities (NCMHD)
National Heart, Lung, and Blood Institute (NHLBI)
National Human Genome Research Institute (NHGRI)
National Institute for Occupational Safety and Health (NIOSH)
National Institute of Allergy and Infectious Diseases (NIAID)
National Institute of Arthritis and Musculoskeletal and Skin Diseases (NIAMS)
National Institute of Biomedical Imaging and Bioengineering (NIBIB)
National Institute of Child Health and Human Development (NICHD)
National Institute of Dental and Craniofacial Research (NIDCR)
National Institute of Diabetes and Digestive and Kidney Diseases (NIDDK)
National Institute of Environmental Health and Science (NIEHS)
National Institute of General Medical Sciences (NIGMS)
National Institute of Mental Health (NIMH)
National Institute of Neurological Disorders and Stroke (NINDS)
National Institute of Nursing Research (NINR)
National Institute on Aging (NIA)

National Institute on Alcohol Abuse and Alcoholism (NIAAA)
National Institute on Deafness and Other Communication Disorders (NIDCD)
National Institute on Drug Abuse (NIDA)
National Institutes of Health (NIH)
National Library of Medicine (NLM)
Office of Rural Health Policy (ORHP)
US Department of Health and Human Services (DHHS)

OTHER FEDERAL

Alaska Fisheries Science Center
Bureau of Land Management (BLM)
Canadian Institutes of Health Research
Centre National de la Recherche Scientifique (CNRS)
Cooperative State Research, Education, and Extension Service (CSREES)
Environmental Protection Agency (EPA)
EPA Office of Research and Development (ORD)
Federal Aviation Administration (FAA)
Health Canada
Institute for International Public Policy (IIPP)
Institute of Museum and Library Services (IMLS)
Internal Revenue Service (IRS)
Jet Propulsion Laboratory
Korean Research Institute of Bioscience & Biotechnology
Ministry of Fisheries, New Zealand
NASA Institute for Advanced Concepts (NIAC)
National Academy of Sciences
National Aeronautics and Space Administration (NASA)
National Center for Nanomaterials Technology, Korea
National Endowment for the Arts (NEA)
National Geospatial-Intelligence Agency (NGA)
National Highway Traffic Safety Administration (NHTSA)
National Institute for Materials Science
National Institute of Standards and Technology (NIST)
National Institute on Disability and Rehabilitation Research
National Marine Fisheries Service (NMFS)
National Oceanic and Atmospheric Administration (NOAA)
National Park Service (NPS)
National Research Council
National Sea Grant College Program
National Security Education Program
New Energy and Industrial Technology Development Organization (NEDO)
Northwest Fisheries Science Center
Norwegian Institute of Public Health
Smithsonian Institution
US Agency for International Development (USAID)
US Department of Agriculture (USDA)
US Department of Commerce
US Department of Transportation
US Department of Veterans Affairs (VA)
US Fish and Wildlife Service (FWS)
US Forest Service
US Geological Survey (USGS)
US Institute of Peace
VA Puget Sound Health Care System (VAPSHCS)
VA Veterans Health Administration (VHA)
World Health Organization (WHO)

STATE OF WASHINGTON

Puget Sound Action Team (Puget Sound Water Quality Action Team)
Washington State Administrative Office of the Courts
Washington State Arts Commission
Washington State Commission on Pesticide Registration
Washington State Department of Community, Trade and Economic Development
Washington State Department of Corrections
Washington State Department of Early Learning

Washington State Department of Ecology
Washington State Department of Employment Security
Washington State Department of Fish and Wildlife
Washington State Department of Health
Washington State Department of Labor and Industries
Washington State Department of Natural Resources
Washington State Department of Services for the Blind
Washington State Department of Social and Health Services (DSHS)
Washington State Department of Transportation
Washington State Division of Alcohol and Substance Abuse (DASA)
Washington State Emergency Management Division
Washington State Higher Education Coordinating Board
Washington State Juvenile Rehabilitation Administration
Washington State Library
Washington State Life Sciences Discovery Fund Authority (LSDFA)
Washington State Mental Health Division
Washington State Minority and Justice Commission
Washington State Office of Financial Management
Washington State Office of Superintendent of Public Instruction (OSPI)
Washington State Parks and Recreation Commission
Washington State Patrol
Washington Technology Center (WTC)

City of Seattle

Seattle City Light
Seattle Department of Human Services (DHS)
Seattle Department of Information Technology
Seattle Department of Transportation (SDOT)
Seattle Legislative Department
Seattle Office of Arts and Cultural Affairs
Seattle Public Utilities

King County

Cultural Development Authority of King County (4Culture)
King County Department of Adult and Juvenile Detention, Juvenile Division
King County Department of Community and Human Services
King County Department of Natural Resources and Parks
King County Superior Court
King County Wastewater Treatment Division
King County Water and Land Resources Division
Seattle-King County Department of Public Health
Workforce Development Council of Seattle-King County

Other Local Government

Burien Parks, Recreation and Cultural Services Department
Chelan County PUD (Public Utility District No. 1)
City of Carnation
City of Des Moines
City of La Conner
City of Shoreline
Island County
Kitsap County Health District
Port of Tacoma
Puget Sound Clean Air Agency
Quinalt Indian Nation
Snohomish County Public Utility District (SNOPUD)
Tacoma-Pierce County Health Department
Tulalip Tribes

Washington School District

Seattle School District

Washington School, College, University

Bellevue Community College
Centralia College
Eastern Washington University
Edmonds Community College
Shoreline Community College
Washington State University (WSU)
Western Washington University (WWU)

OTHER GOVERNMENT (NOT IN WASHINGTON)

Other State

Alaska Department of Fish and Game
Boise Veterans Affairs Medical Center (Boise VA)

California Department of Transportation
Clark County Parks & Recreation
Mariana Islands Division of Fish and Wildlife
North Slope Borough Department of Wildlife Management, Alaska
North Slope Borough, Alaska
Oklahoma Department of Mental Health and Substance Abuse Services (ODMHSAS)
Oregon Department of Forestry
Oregon Department of Land Conservation and Development
State of Montana
State of South Carolina
State of Wyoming
Utah Department of Health

Public School, College, University

Alcorn State University
Arizona State University
Clemson University
Colorado State University
Florida State University (FSU)
Georgia Institute of Technology
Indiana University
Iowa State University (ISU)
Keck Graduate Institute of Applied Life Sciences
Medical College of Georgia
Michigan State University
Montana State University, Bozeman
North Carolina State University
Northern Arizona University (NAU)
Oregon Graduate Institute School of Science and Engineering
Oregon Health and Science University (OHSU)
Oregon State University (OSU)
Pennington Biomedical Research Center
Pennsylvania State University
Portland State University
Research Corporation of the University of Hawaii
State University of New York (SUNY), Stony Brook
Texas A&M University
UC Davis Medical Center and Children's Hospital
University Corporation for Advanced Internet Development (UCAID), Internet2
University of Alabama, Birmingham
University of Alaska, Anchorage
University of Alaska, Fairbanks
University of Arizona
University of Arkansas for Medical Sciences
University of California, Berkeley
University of California, Davis
University of California, Irvine
University of California, Los Angeles (UCLA)
University of California, San Diego (UCSD)
University of California, San Francisco (UCSF)
University of California, Santa Barbara
University of Cincinnati
University of Colorado Health Sciences Center
University of Colorado, Colorado Springs
University of Florida
University of Illinois, Chicago
University of Illinois, Urbana-Champaign (UIUC)
University of Iowa
University of Kansas
University of Louisville
University of Maryland, Baltimore
University of Maryland, Baltimore County (UMBC)
University of Maryland, College Park
University of Massachusetts, Amherst
University of Medicine and Dentistry of New Jersey
University of Michigan, Ann Arbor
University of Minnesota, Twin Cities
University of Mississippi Medical Center
University of Missouri, Columbia
University of Montana, Missoula
University of New Mexico
University of North Carolina, Chapel Hill
University of Oklahoma
University of Oregon
University of Pittsburgh

University of South Carolina
University of Texas M.D. Anderson Cancer Center
University of Texas Medical Branch
University of Texas, Arlington
University of Texas, Austin
University of Texas, San Antonio
University of Vermont
University of Wisconsin, Madison
University of Wisconsin, Milwaukee
Virginia Commonwealth University School of Medicine

FOREIGN

Foreign Government

Canadian Institutes of Health Research
Centre National de la Recherche Scientifique (CNRS)
Health Canada
Korean Research Institute of Bioscience & Biotechnology
Ministry of Fisheries, New Zealand
National Center for Nanomaterials Technology, Korea
National Institute for Materials Science
New Energy and Industrial Technology Development Organization (NEDO)
Norwegian Institute of Public Health
World Health Organization (WHO)

Foreign Non-Profit

AO Clinical Investigation and Documentation (AOCID)
Asociacion Civil Impacta Salud y Educacion
Canadian Urology Research Consortium
Fondation Leducq
Hamilton Health Sciences Corporation
Institute for Information Industry (III)
International Human Frontier Science Program Organization (HFSP)
National Cancer Institute of Canada
Norwegian Meteorological Institute
RNID
St. Paul's Hospital of Providence Health Care
Stanley Smith Horticultural Trust
The Micronutrient Initiative

Foreign Private Industry

3M ESPE
Actelion, Ltd.
Atlantium Technologies Ltd.
Automobili Lamborghini S.p.A
Bayer AG
Bayer, Inc.
Beijing Yuande Bio-Medical Engineering Co., Ltd. (YDME)
BioAxone Therapeutique Inc.
BIOTRONIK, Inc. (USA)
Blackwell Publishing Ltd
Boehringer Ingelheim International GmbH
Boiron, Inc.
DeveloGen AG
Embil Pharmaceutical Company
Exradia Limited
GlaxoSmithKline Biologicals SA
Hitachi Medical Corporation
Honda Research and Development Company, Ltd.
Implicit Bioscience Pty Ltd.
Merrion Pharmaceuticals, Ltd.
Oncogenex
Oxford BioMedica plc
Pentax Corporation
Pharma Mar, S.A. Sociedad Unipersonal
Philips Medical Systems
Protiva Biotherapeutics, Inc.
Reactive Energetics, Inc.
Rodenstock GmbH
Sanofi-Aventis
Sudzucker
Syngenta Limited
Tibotec Pharmaceuticals, Ltd.
UCB Pharma, Inc.
Waltham Centre for Pet Nutrition

Zecotek Medical Systems

Foreign School, College, University

Chinese University of Hong Kong
Fundacao Para A Ciencia E A Tecnologia
Harbin Medical Institute
Imperial College of Science, Technology and Medicine
Kobe University
Technischen Universität München (Technical Institute of Munich - TUM)
The Academy of Korean Studies
Universidad Peruana Cayetano Heredia
Universitätsklinikum Jena
Universite de Montreal
University of British Columbia
University of Newcastle
University of Southampton
University of Victoria
University of Western Ontario

FOUNDATIONS

ABIM Foundation
Academic Alliance Foundation
AGC of Washington Education Foundation
Alcoholic Beverage Medical Research Foundation (ABMRF)
Alfred P. Sloan Foundation
American Architectural Foundation
American Foundation for AIDS Research (AmFAR)
American Foundation for Suicide Prevention (AFSP)
American Society of Cataract and Refractive Surgery Foundation (ASCRS)
American Speech-Language-Hearing Foundation
Andrew W. Mellon Foundation
Annie E. Casey Foundation
ARC of Washington Trust Fund
Arthritis Foundation
Autism Speaks
Awwa Research Foundation
Barth Syndrome Foundation (BSF)
Bellevue Schools Foundation
Bill and Melinda Gates Foundation
Brookdale Foundation Group
Burroughs Wellcome Fund
Camille and Henry Dreyfus Foundation
Canary Foundation
Carnegie Corporation of New York
Casey Family Programs
Channel Foundation
CHDI, Inc.
CHEST Foundation
Christopher and Dana Reeve Foundation (CRPF)
Craig H. Neilsen Foundation
Crohn's and Colitis Foundation of America (CCFA)
Cure Autism Now Foundation
Cystic Fibrosis Foundation
Dart Foundation
Dermatology Foundation
Doris Duke Charitable Foundation
Educational Foundation of America
Ellison Medical Foundation
Engineering Information Foundation (EIF)
Epilepsy Foundation of America
Ewing Marion Kauffman Foundation
Exxon Education Foundation
Fidelity Foundation
Fighting Children's Cancer Foundation
Firland Sheltered Workshop Foundation
Ford Foundation
Foundation for Health Care Quality
Foundation for Ichthyosis and Related Skin Types
Francis Families Foundation
Freeman Foundation
Genentech Foundation for Growth and Development
Glaucoma Research Foundation
Gordon and Betty Moore Foundation
Greenwall Foundation
Group Health Community Foundation

Gustavus and Louise Pfeiffer Research Foundation
 HealthPartners Research Foundation
 Helen Hay Whitney Foundation
 Henry Luce Foundation
 Henry M. Jackson Foundation
 Hereditary Disease Foundation
 High Q Foundation
 HOPE Foundation
 International Fund for Animal Welfare
 Jane Coffin Childs Memorial Fund for Medical Research
 Jaquelin Hume Foundation
 JEHT Foundation
 John A. Hartford Foundation
 John D. and Catherine T. MacArthur Foundation
 John L. Locke Jr. Charitable Trust
 Jumpstart for Young Children, Inc.
 Juvenile Diabetes Research Foundation International
 Kansas Health Foundation
 Kenilworth Fund
 Kronos Longevity Research Institute
 LAM (Lymphangi leiomyomatosis) Foundation
 Laucks Foundation Inc.
 Life Sciences Research Foundation
 Liteon Cultural Foundation
 Lupus Foundation of America
 Lynde and Harry Bradley Foundation
 M.J. Murdock Charitable Trust
 Magee-Womens Research Institute and Foundation
 March of Dimes Birth Defects Foundation
 Max Kade Foundation
 McKnight Endowment Fund for Neuroscience
 Medic One Foundation
 Michael J. Fox Foundation for Parkinson's Research
 Micron Technology Foundation
 National Childhood Cancer Foundation (NCCF)
 National Environmental Education & Training Foundation (NEETF)
 National Fish and Wildlife Foundation
 National Kidney Foundation
 Nesholm Family Foundation
 New England Foundation for the Arts
 Northwest Area Foundation
 Northwest Lions Foundation for Sight and Hearing
 NSABP Foundation
 Offield Family Foundation
 Oracle Education Foundation
 Ovarian Cancer Research Fund (OCRF)
 Parkinson's Disease Foundation (PDF)
 Paul G. Allen Family Foundations
 Pew Charitable Trusts
 Pfizer Foundation
 Pride Foundation
 Puget Sound Partners for Global Health (PSPGH) /FHCRC
 Retirement Research Foundation
 Robert Wood Johnson Foundation
 Rockefeller Foundation
 Rodel Foundation of Delaware
 Russell Sage Foundation
 Sandler Program for Asthma Research
 Seattle Foundation
 Sidney Kimmel Foundation for Cancer Research
 Smith Richardson Foundation
 Surdna Foundation
 Susan G. Komen Breast Cancer Foundation
 The CIRI Foundation
 The Laerdal Foundation for Acute Medicine
 The Laura Jane Musser Fund
 The Piton Foundation
 Tower Cancer Research Foundation
 United Nations Foundation
 US-Israel Binational Science Foundation (BSF)
 Washington State Council of Firefighters Burn Foundation
 Whitehall Foundation
 Fighting Children's Cancer Foundation
 Firland Sheltered Workshop Foundation
 Ford Foundation
 Foundation Fighting Blindness

Foundation for Health Care Quality
 Foundation for Ichthyosis and Related Skin Types
 Foundation for Orthopaedic Trauma
 Foundation for the National Institutes of Health (FNIH)
 Fragile X Research Foundation (FRAXA)
 Fred C. Gloeckner Foundation
 Freeman Foundation
 Fund for Astrophysical Research
 Gary E. Milgard Family Foundation
 Glaucoma Research Foundation
 Gordon and Betty Moore Foundation
 Group Health Community Foundation
 Gustavus and Louise Pfeiffer Research Foundation
 Helen Hay Whitney Foundation
 Henry J. Kaiser Family Foundation
 Henry Luce Foundation
 Henry M. Jackson Foundation
 Herbert B. Jones Foundation
 Hereditary Disease Foundation
 High Q Foundation
 HOPE Foundation
 Immune Deficiency Foundation
 Integra Foundation, Inc.
 Jain Foundation
 James S. McDonnell Foundation
 Jane Coffin Childs Memorial Fund for Medical Research
 John D. and Catherine T. MacArthur Foundation
 John L. Locke Jr. Charitable Trust
 John Templeton Foundation
 Joyce Foundation
 Jumpstart for Young Children, Inc.
 Juvenile Diabetes Research Foundation International
 Kenilworth Fund
 Kronos Longevity Research Institute
 Lance Armstrong Foundation
 Lawrence and Pearl Loxterman
 Life Sciences Research Foundation
 Liteon Cultural Foundation
 Lucent Technologies Foundation
 Lumina Foundation for Education
 M.J. Murdock Charitable Trust
 Magee-Womens Research Institute and Foundation
 March of Dimes Birth Defects Foundation
 Marisla Foundation
 Martin Fabert Foundation
 Max Kade Foundation
 Medic One Foundation
 Morris Animal Foundation
 National Childhood Cancer Foundation (NCCF)
 National Environmental Education & Training Foundation (NEETF)
 National EpiFellows Foundation
 National Fish and Wildlife Foundation
 Nesholm Family Foundation
 New England Foundation for the Arts
 Norcliffe Foundation
 Northwest Area Foundation
 Northwest Fund for the Environment
 NSABP Foundation
 Offield Family Foundation
 Orthopaedic Research and Education Foundation
 Ovarian Cancer Research Fund (OCRF)
 Paul G. Allen Family Foundations
 Pew Charitable Trusts
 Plastic Surgery Educational Foundation
 Plum Creek Foundation
 Pride Foundation
 Prostate Cancer Foundation
 Puget Sound Partners for Global Health (PSPGH) /FHCRC
 Randall Wolcott Foundation
 ResMed Foundation
 Retirement Research Foundation
 Robert Wood Johnson Foundation
 Roche Foundation for Anemia Research (RoFAR)
 Russell Family Foundation
 Russell Sage Foundation
 Scleroderma Research Foundation

Seattle Foundation
 Skin Cancer Foundation
 Social Work Leadership Institute
 Spencer Foundation
 Stuart Foundations
 Susan G. Komen Breast Cancer Foundation
 The Alexander H. Steinkoler Foundation for Pancreatic Cancer Research
 The Coleman Foundation
 The Simons Foundation
 Thoracic Surgery Foundation for Research and Education
 Tower Cancer Research Foundation
 US Civilian Research and Development Foundation
 US-Israel Binational Science Foundation (BSF)
 W.K. Kellogg Foundation
 Wallace H. Coulter Foundation
 Washington Dental Service Foundation
 Washington Native Plant Society (WNPS)
 Washington State Council of Firefighters Burn Foundation

Cambridge Health Alliance
 Cancer Federation, Inc.
 Cancer Research Institute
 Carnegie Institution
 Carolinas Medical Center
 Cedars-Sinai Medical Center (CSMC)
 Center for Applied Linguistics (CAL)
 Center for Plant Conservation (CPC)
 Center for Strengthening the Teaching Profession (CSTP)
 Center for Studying Health System Change
 Chamber Music America
 Chignik Regional Aquaculture Association
 Children's Home Society of Washington
 Children's Hospital and Regional Medical Center (CHRM)
 Children's Hospital Los Angeles
 Children's Hospital Oakland Research Institute
 Children's Hospital of Philadelphia
 Children's Hospital of Pittsburgh
 City of Hope National Medical Center
 College Spark Washington
 Committee for Children
 Community-Campus Partnerships for Health
 "Community-Minded Enterprises
 Community-Minded Enterprises"
 Computing Research Association (CRA)
 Consortium for Oceanographic Research and Education
 Contraceptive Research and Development (CONRAD) Program
 Council for Nail Disorders
 Dana-Farber Cancer Institute
 Disney Wildlife Conservation Fund
 Dr. Clark Research Association
 Ecological Society of America (ESA)
 Education Development Center, Inc.
 Electric Power Research Institute (EPRI)
 Evanston Northwestern Healthcare
 Evergreen Building Products Association (EBPA)
 Expedition Inspiration
 Family Health International (FHI)
 First A.M.E. Child and Family Center
 Fox Chase Cancer Center
 Fred Hutchinson Cancer Research Center (FHRC)
 Friends of Fircrest
 Georgia Budget & Policy Institute (GBPI)
 Group Health Center for Health Studies
 Group Health Cooperative of Puget Sound
 Health Alliance International (HAI)
 Health Research and Education Trust (HRET)
 Health Research, Inc.
 Heiser Program for Research in Leprosy and Tuberculosis
 Holly Ridge Center
 Hope for Vision
 Howard Hughes Medical Institute (HHMI)
 Huntington's Disease Society of America, Inc. (HDSA)
 Immune Tolerance Network
 Incorporated Research Institutions for Seismology (IRIS)
 Indiana Coalition on Housing and Homeless Issues (ICHHI)
 Institute for Advanced Study (IAS)
 Institute for Defense Analyses
 Institute for Systems Biology
 Institute for the Study of Learning and Expertise (ISLE)
 Institute of International Education (IIE)
 International AIDS Vaccine Initiative (IAVI)
 International Pacific Halibut Commission (IPHC)
 International Research and Exchanges Board (IREX)
 International Whaling Commission (IWC)
 J. David Gladstone Institutes
 Jaeb Center for Health Research, Inc. (JCHR)
 Joint Oceanographic Institutions, Inc.
 Journal of Environmental and Industrial Hygiene (JOEH), LLC
 Kaiser Foundation Health Plan, Inc.
 Kaiser Permanente Center for Health Research
 Kinderling Center
 Krell Institute
 Large Synoptic Survey Telescope (LSST) Corporation
 Legal Services of New Jersey (LSNJ)
 Leukemia and Lymphoma Society

ASSOCIATIONS & NON-PROFITS

Academy for Educational Development (AED)
 AdvancMed, LLC
 Advocates for Children and Youth
 Alaska Native Tribal Health Consortium (ANTHC)
 Albert Einstein Healthcare Network
 Alliance for Lupus Research (ALR), Inc.
 Alzheimer's Association
 Ambulatory Pediatric Association (APA)
 American Academy of Family Physicians (AAFP)
 American Academy of Otolaryngology-Head and Neck Surgery (AAO-HNS)
 American Association of Diabetes Educators (AADE)
 American Association of Neurological Surgeons (AANS)
 American Cancer Society (ACS)
 American Chemical Society (ACS)
 American Chemical Society (ACS) Petroleum Research Fund
 American College of Clinical Pharmacy (ACCP) Research Institute
 American College of Gastroenterology (ACG)
 American College of Radiology (ACR)
 American College of Radiology Imaging Network (ACRIN)
 American Council of Learned Societies (ACLS)
 American Dental Association (ADA)
 American Diabetes Association (ADA)
 American Epilepsy Society (AES)
 American Federation for Aging Research, Inc. (AFAR)
 American Heart Association (AHA)
 American Heart Association (AHA) Washington Affiliate
 American Institute of Steel Construction (AISC)
 American Institutes for Research (AIR)
 American Lung Association (ALA)
 American Lung Association (ALA) of Washington
 American Meteorological Society (AMS)
 American Parkinson Disease Association, Inc. (APDA)
 American Public Health Association (APHA)
 American Roentgen Ray Society
 American Skin Association (ASA)
 American Society of Anesthesiologists (ASA)
 America's Health Insurance Plans (AHIP)
 AO North America
 Artic-Yukon-Kushokwim Sustainable Salmon Initiative (AYK SSI)
 ArtsFund
 Association for Advancement of Automotive Medicine (AAAM)
 Association for Institutional Research (AIR)
 Association of American Medical Colleges (AAMC)
 Association of Occupational and Environmental Clinics (AOEC)
 Association of Schools of Public Health (ASPH)
 Astronomical Society of the Pacific (ASP)
 Astrophysical Research Consortium (ARC)
 Autism Treatment Network (ATN)
 Battelle Memorial Institute
 Benaroya Research Institute at Virginia Mason
 Brigham and Women's Hospital
 Buck Center for Research in Aging
 Buck Institute for Age Research
 California Pacific Medical Center
 Calspan-UB Research Center, Inc. (CUBRC)

Lower Columbia River Estuary Partnership (LCREP)
 Management Sciences for Health (MSH)
 Marie Institute of Behavioral Technology
 Marine Conservation Biology Institute (MCBI)
 Marsha Rivkin Center for Ovarian Cancer Research
 Massachusetts General Hospital
 Mayo Clinic
 Medicines for Malaria Ventures
 Memorial Sloan-Kettering Cancer Center
 Minority Executive Directors Coalition of King County
 Monterey Bay Aquarium Research Institute (MBARI)
 Mountain States Group, Inc.
 Muscular Dystrophy Association (MDA)
 National Action Council for Minorities in Engineering (NACME)
 National Alliance for Research on Schizophrenia and Depression (NARSAD)
 National Association of Chronic Disease Directors (NACDD)
 National Commission on Teaching and America's Future (NCTAF)
 National Council for Air and Stream Improvement, Inc. (NCASI)
 National Council on the Aging (NCOA)
 National Economic Development and Law Center (NEDLC)
 National Initiative for Children's Healthcare Quality (NICHQ)
 National Jewish Medical and Research Center
 National Multiple Sclerosis Society (NMSS)
 National Operating Committee on Standards for Athletic Equipment (NOCSAE)
 National Space Biomedical Research Institute (NSBRI)
 National Writing Project (NWP)
 Nature Conservancy
 North Pacific Research Board (NPRB)
 Northern California Institute for Research and Education (NCIRE)
 Northwest Biosolids Management Association (NBMA)
 Northwest Communities Education Center/Radio KDNA
 Northwest Energy Efficiency Alliance
 Northwest Kidney Centers (NKC)
 Ohio Association of Community Action Agencies (OACAA)
 Ohio Child Care Resource & Referral Association (OCCRRA)
 OMB Watch
 Oregon Research Institute (ORI)
 Orthopaedic Trauma Association (OTA)
 Pacific Earthquake Engineering Research Center (PEER)
 Pacific Institute for Research and Evaluation
 Pacific Northwest Friends of FSH Research
 Pacific Northwest Research Institute (PNRI)
 Pacific Ovarian Cancer Research Consortium (POCRC)
 PathWaysPA, Inc.
 People of Color Against AIDS Network (POCCAN)
 Prince William Sound Regional Citizens' Advisory Council (PWSRCAC)
 Program for Appropriate Technology in Health (PATH)
 Prosthetics Research Study (PRS)
 Providence Everett Medical Center
 Providence Health System
 Puget Sound Blood Center (PSBC)
 Puyallup Main Street Association
 Radiological Society of North America (RSNA)
 Rand Corporation
 Rehabilitation Institute Research Corporation (RIRC)
 Rural Development Institute
 San Diego Watermen's Association
 School's Out Washington
 Scripps Institute of Oceanography
 Seattle Biomedical Research Institute (SBRI)
 Seattle Cancer Care Alliance
 Seattle Children's Home
 Seattle Institute for Biomedical and Clinical Research (SIBCR)
 Seattle Institute for Cardiac Research (SICR)
 Skagit Fisheries Enhancement Group
 Society for Academic Emergency Medicine
 Society for Cardiovascular Angiography and Interventions (SCAI)
 Society for Conservation Biology (SCB)
 Southwest Oncology Group (SWOG)
 Space Telescope Science Institute (STScI)
 SRI International
 Swedish Medical Center (Swedish Health Services)
 The American College of Prosthodontists (ACP)
 The Colorado Fiscal Policy Institute (COFPI)
 The Gynecologic Oncology Group (GOG)

The MITRE Corporation
 The Trumpeter Swan Society
 Translational Genomics Research Institute (TGen)
 Treeswing
 United Way of King County
 University Corporation for Atmospheric Research (UCAR)
 Vascular Biology Working Group
 Washington Center for Nursing
 Washington Education Association (WEA)
 Washington Poison Center (WPC)
 Washington State Dairy Council
 Washington State Obstetrical Association (WSOA)
 Washington Waterfowl Association
 Western States Arts Federation (WESTAF)
 Wildlife Conservation Society
 Woods Hole Oceanographic Institution (WHOI)
 World Wildlife Fund
 Yakima Valley Farm Workers Clinic
 Young Audiences, Inc.

PRIVATE COLLEGE, SCHOOL, UNIVERSITY

Albert Einstein College of Medicine of Yeshiva University
 Bastyr University
 Baylor College of Medicine
 Boston University
 Brown University
 California Institute of Technology (Caltech)
 Carnegie Mellon University
 Case Western Reserve University (CWRU)
 Columbia University
 Columbia University Medical Center
 Cornell University
 Dartmouth College
 Drexel University College of Medicine
 Duke Clinical Research Institute (DCRI)
 Duke University
 Emory University
 George Washington University
 George Washington University Medical Center
 Georgetown University
 Harvard Medical School
 Harvard School of Public Health
 Harvard University
 Johns Hopkins University (JHU)
 Kettering University
 Massachusetts Institute of Technology
 Mount Sinai School of Medicine
 National Institutes of Health (NIH)
 National Palliative Care Research Center (NPCRC)
 New York University
 Northwestern University
 Northwestern University Feinberg School of Medicine
 Parkinson's Disease Foundation (PDF)
 Princeton University
 Rochester Institute of Technology (RIT)
 Saint Louis University
 Stanford University
 University of Chicago
 University of Miami
 University of Pennsylvania
 University of Rochester
 University of Southern California (USC)
 Vanderbilt University
 Wabash College
 Wake Forest University
 Wake Forest University Baptist Medical Center
 Washington University in St. Louis
 Washington University School of Medicine
 Worcester Polytechnic Institute (WPI)
 Yale University
 Yale University School of Medicine

PRIVATE INDUSTRY

3M United States
A Beautiful Face
ABB Group
Abbott Laboratories
Actelion Pharmaceuticals US, Inc.
ActivBiotics, Inc.
Advanced Bionics Corporation
Advanced Technology Institute (ATI)
AGA Medical Corporation
Agilent Technologies
Alaska General Seafoods
Alcon Laboratories, Inc.
Alerts.com
Allergan, Inc.
Allez PhysiOnix, Ltd.
Allos Therapeutics, Inc.
American BioScience, Inc.
Amgen, Inc.
Andrews Space, Inc.
Antigenics, Inc.
AOI Pharmaceuticals Inc.
Archer Daniels Midland Company (ADM)
Archus Orthopedics, Inc.
Artemisia BioMedical, Inc.
Ascend Therapeutics, Inc.
Asemblon, Inc.
Aspen Aerogels, Inc.
Astellas Pharma US, Inc.
AstraZeneca International
AstraZeneca Pharmaceuticals, LP
AtheroGenics, Inc.
Aventis Pharma US
Avid Radiopharmaceuticals, Inc.
Axio Research Corporation
Barrier Therapeutics
Baxter Healthcare Corporation
Bayer Health Care Pharmaceuticals USA
Becton Dickinson and Company (BD)
Berlex, Inc.
Biogen Idec, Inc.
BioMarin Pharmaceutical, Inc.
Boehringer Ingelheim Corporation
Boeing Company
Boston Scientific Corporation
Bracco Diagnostics, Inc.
Bristol-Myers Squibb Company
Bristol-Myers Squibb Medical Imaging
Bristol-Myers Squibb Pharmaceutical Research Institute (PRI)
Cambridge Systematics, Inc.
Capnia Inc.
CardioFocus Inc.
Cardiovascular Clinical Studies, LLC
Cascade Timber Consulting, Inc.
Cell Genesys, Inc.
Celldex Therapeutics
Centocor, Inc.
Cephalon, Inc.
Chesapeake Sciences Corporation (CSC)
Clario Medical Imaging, Inc.
Cochlear, Inc.
Coffee Point Seafoods of Washington LLC
Compliant Embedded Systems Research, Inc. (CESR)
Confluent Surgical Inc.
Cordis Corporation
Corning Incorporated
Corus Pharma
Creative Gene Therapeutics (CGT) Corporation
Cubist Pharmaceuticals, Inc.
Dendreon Corporation
Dentsply International
Depuy Spine, Inc.
Discus Dental
Dow AgroSciences LLC
DuPont Company
Eisai Medical Research Institute
Eli Lilly and Company
Enertech
EngenderHealth, Inc.
Ethicon Endo-Surgery, Inc.
EV3, Inc.
Exelixis, Inc.
Expression Diagnostics, Inc. (XDx)
ExxonMobil Corporation
FACET Innovations, LLC
FocalPoint Group, LLC
Focused Scientific, Inc.
Forest Capital Partners, LLC
FoxHollow Technologies, Inc.
Free and Clear, Inc.
Fujirebio Diagnostics, Inc. (FDI)
Fund 8 Domestic LLC
GE Healthcare
Genentech, Inc.
General Electric Company
Gen-Probe, Inc.
Genzyme Corporation
Geron Corporation
Gilead Sciences, Inc.
Glaceau
GlaxoSmithKline, Inc.
GlobImmune, Inc.
Green Diamond Resource Company
Greenwood Technologies, LLC
Groton Biosystems LLC
Guidant Corporation
Gynuity Health Projects LLC
Hampton Resources, Inc.
Hancock Timber Resource Group
HemaGenex Pharmaceuticals
Hewlett-Packard Development Company, LP
Hoffmann-La Roche, Inc.
Hoke Incorporated (Circor)
Hollis-Eden Pharmaceuticals, Inc.
Honeywell International
Hummingbird Scientific LLC
IBM Corporation
Icicle Seafoods, Inc.
ImClone Systems, Inc.
Impulse Devices
INC Research, Inc.
Infinity Pharmaceuticals, Inc.
Infometrix, Inc.
Innovative Neurotronics, Inc.
INO Therapeutics, Inc.
Insilicos LLC
Integra LifeSciences Corporation
Intel Corporation
InterMune Pharmaceuticals
Iron Mountain Quarry
Johnson and Johnson Corporation
King Pharmaceuticals, Inc.
Koronis Pharmaceuticals
Kosan Biosciences, Inc.
Kraft Foods, Inc.
Kronos Air Technology
LaZure Scientific, Inc.
Leader Creek Fisheries, LLC
LECO Corporation
Lockheed Martin Corporation
Lone Rock Timber Company
Lumera Corporation
MacNeil/Lehrer Productions
Magic Wheels, Inc.
Management International Systems, Inc.
MannKind Corporation
Mathematica Policy Research, Inc.
McKing Consulting Corporation
MDS Pharma Services, Inc.
Medarex, Inc.
MedImmune, Inc.

Medivation, Inc.
 Medtronic MiniMed
 Medtronic, Inc.
 Merck and Company, Inc.
 MGI Pharma, Inc.
 Micro Magnetics, Inc.
 MicroGREEN Polymers, Inc.
 Micron Optics, Inc.
 Microsoft Corporation
 Mobilisa, Inc.
 Nanofactory, Inc.
 Nasfina Photonics, Inc.
 Norquest Seafoods, Inc.
 NovaCardia, Inc.
 Novacea, Inc.
 Novartis Pharmaceuticals Corporation
 Novo Nordisk US
 Ocean Acoustical Services and Instrumentation Systems, Inc.
 Ocean Beauty Seafoods, Inc.
 Ocean NanoTech, LLC
 Ocera Therapeutics, Inc.
 Olympic Resource Management (ORM)
 Omeros Corporation
 Onconome, Inc.
 Onyx Pharmaceuticals, Inc.
 OraPharma, Inc.
 Ortho Biotech, Inc.
 Ortho-Clinical Diagnostics
 Ortho-McNeil, Inc.
 Osel, Inc.
 OSI Pharmaceuticals, Inc.
 Otsuka America Pharmaceutical, Inc.
 Otsuka Maryland Research Institute, Inc.
 Pacific Bioscience Laboratories, Inc.
 Pacific International Engineering, Inc.
 Paradigm Spine
 Paragon Biomedical
 Parker Hannifin Corporation
 Pegasus Biologics, Inc.
 Peter Pan Seafoods, Inc.
 Pfizer US Pharmaceuticals Group
 Pfizer, Inc.
 Pharmaceutical Product Development, Inc. (PPD)
 Philip Morris International, Inc.
 Photon-X, LLC
 Physical Sciences, Inc.
 Plexera Bioscience LLC
 Plum Creek Timber Company
 POINT Biomedical Corporation
 Port Blakely Tree Farms LP
 Portland General Electric (PGE)
 Post, Buckley, Schuh and Jernigan, Inc. (PBS&J)
 Proteogenix, Inc.
 R2 Resource Consultants
 Radiant Research, Inc.
 Rayonier Timberlands Operating Company
 Reconnecting Youth Company
 Redback Networks Inc.
 Revision Eyewear Ltd.
 Roche Laboratories, Inc.
 Roche Pharmaceuticals, Inc.
 Rosetta Inpharmatics
 SAIC Frederick, Inc.
 Salix Pharmaceuticals, Inc.
 Sandhill Scientific, Inc.
 Sankyo Pharma Inc.
 Sanofi-Aventis U.S.
 Sanofi-Synthelabo Inc.
 Schering Corporation
 Schering-Plough Corporation
 Schlumberger Technology Corporation
 Schwarz BioSciences, Inc.
 Science Applications International Corporation (SAIC)
 Scios, Inc.
 Seattle Genetics, Inc.
 Seattle Sensor Systems, Inc.
 Semiconductor Research Corporation (SRC)
 Sendero Inc.
 Serono, Inc.
 Severn Trent De Nora, LLC (STDN)
 Shire PLC
 Siemens Corporate Research, Inc.
 Siemens Energy and Automation, Inc.
 Sienna Technologies, Inc.
 Silicon Speech
 Snopac Products
 Social and Scientific Systems, Inc.
 Southcenter Cosmetic Surgery & Hair Restoration, Inc.
 St. Jude Medical, Inc.
 Standard Homeopathic Company
 Swagelok Marketing Company
 Synta Pharmaceuticals Corp.
 Synthes USA
 Tau Theta Instruments LLC
 Taylor Associates
 Telcordia Technologies Inc.
 Tetracore, Inc.
 Texas Instruments, Inc.
 The CDM Group, Inc.
 The Hospices Cantonaux
 Thoratec Corporation
 Tibotec, Inc.
 TimberWest-Coast Timberlands
 TKC Integration Services, LLC (TKCIS)
 Tokai Pharmaceuticals, Inc.
 Topas Advanced Polymers, Inc.
 Transave, Inc.
 TransMolecular, Inc.
 Trident Seafoods Corporation
 Tufts-New England Medical Center
 Ultreo, Inc.
 United States Surgical Corporation / Covidien
 United Therapeutics Corporation
 UOP Company
 VECO USA Inc.
 Ventria Bioscience
 Ventrion, Inc.
 Verathon Inc.
 Vertex Pharmaceuticals Incorporated
 Vical, Inc.
 ViroPharma, Inc.
 Volkswagen of America
 VP Diagnostics
 Vroon VanDenBerg, LLP
 Vulcan Inc.
 W.L. Gore and Associates, Inc.
 West Fork Timber Company, LLC
 Weyerhaeuser Company
 Wyeth
 Wyeth Pharmaceuticals
 Xtria LLC
 Yardarm Knot, Inc.
 Zymogenetics, Inc.