

January 12, 2006

TO: Members of the Board of Regents
Ex-officio Representatives to the Board of Regents
FROM: Michele M. Sams, Secretary of the Board of Regents
RE: Schedule of Meetings

JANUARY 19, 2006

10:30 a.m.–11:55 p.m.	142 Gerberding Hall	FINANCE, AUDIT AND FACILITIES COMMITTEE: Regents Kiga (Chr), Brotman, Cole, Jewell, Simon, Yapp
12 Noon–1:30 p.m.	142 Gerberding Hall	COMMITTEE OF THE WHOLE: Regents Jewell (Chair), Barer, Brotman, Cole, Gates, Kiga, Proctor, Rasmussen, Simon, Yapp
1:45 p.m.–2:30 p.m.	142 Gerberding Hall	ACADEMIC & STUDENT AFFAIRS COMMITTEE: Regents Cole (Chr), Barer, Gates, Jewell, Proctor, Rasmussen
3:00 p.m.	Petersen Room Allen Library	REGULAR MEETING OF BOARD OF REGENTS
5:30 p.m.	Hill-Crest 808 36 th Ave. E. Seattle, WA 98112	DINNER FOR REGENTS, SPOUSES & OTHER GUESTS

ENCLOSURES: Agendas for Committees

AGENDA

BOARD OF REGENTS

University of Washington

January 19, 2006

3:00 p.m. – Petersen Room, Allen Library

(Item No.)

I. CALL TO ORDER

II. ROLL CALL

III. CONFIRM AGENDA

IV. REPORT OF THE CHAIR OF THE BOARD OF REGENTS: Regent Jewell

V. REPORT OF THE UNIVERSITY PRESIDENT: Dr. Emmert

UW Medicine Board Annual Report

UP-1

VI. CONSENT AGENDA

Approval of Minutes of Meeting of November 18, 2005

UW Medicine Board Appointment

A-2

Establishment of a Graduate Certificate Program in Urban Ecology in the
College of Forest Resources

A-3

Establishment of the Department of Global Health

A-5

Grant and Contract Awards – September and October, 2005

F-2

Metropolitan Tract – 2006 Unico Capital and Tenant Improvement Budget
Approval

F-6

VII. STANDING COMMITTEES

A. Academic and Student Affairs Committee: Regent Cole - Chair

Academic and Administrative Appointments (**ACTION**)

A-1

Update on the Office of Research (Information only)

A-4

B. Finance, Audit and Facilities Committee: Regent Kiga - Chair

Report of Contributions – October and November, 2005 (Information only)	F-1
Actions Taken Under Delegated Authority (Information only)	F-3
2005 Audit Reports of the UW and UWMC – KPMG (Information only)	F-4
2005 Audit Report of the Metropolitan Tract – Peterson Sullivan (Information only)	F-5
University of Washington Budget Process – 2006 (Information only)	F-7
Report of Contributions – December 2005 (Information only)	F-8
UWINCO Update (Information only)	F-9
UW Medicine at Lake Union Update (Information only)	F-10

C. Committee of the Whole: Regent Jewell – Chair

Board Communications (Information only)

VIII. OTHER BUSINESS

Reports from ex-officio representatives to the Board:

ASUW President – Mr. Lee M. Dunbar

GPSS President – Mr. Adam Grupp

Alumni Association President – Mr. Chuck Blumenfeld

Faculty Senate Chair – Professor Ashley F. Emery

IX. DATE FOR NEXT REGULAR MEETING: February 16, 2006**X. EXECUTIVE SESSION****XI. ADJOURNMENT**



**UNIVERSITY OF WASHINGTON
BOARD OF REGENTS**

January 12, 2006

TO: Members of the Academic and Student Affairs Committee
Regents Cole (Chair), Barer, Gates, Jewell, Proctor, Rasmussen

FROM: Michele M. Sams, Secretary of the Board of Regents

RE: Meeting of Committee on 1/19/06 (1:45 p.m.–2:30 p.m., 142 Gerberding Hall)

The following topics are noted for discussion at the meeting of the committee on *January 19, 2006*. Items requiring action by the full Board of Regents are marked "DRAFT."

1. **Academic and Administrative Appointments** **ACTION** A-1
Phyllis M. Wise, Provost and Vice President for Academic Affairs
2. **UW Medicine Board Appointment** **ACTION** A-2
Paul G. Ramsey, Vice President for Medical Affairs & Dean of the School of Medicine
3. **Establishment of a Graduate Certificate Program in Urban Ecology in the College of Forest Resources** **ACTION** A-3
Phyllis M. Wise
Suzanne Ortega, Dean and Vice Provost, The Graduate School
4. **Establishment of the Department of Global Health** **ACTION** A-5
Phyllis M. Wise
Paul G. Ramsey
Patricia W. Wahl, Dean, School of Public Health & Community Medicine
5. **Update on the Office of Research** **INFORMATION** A-4
Phyllis M. Wise
Mary E. Lidstrom, Vice Provost for Research
- 6.



**UNIVERSITY OF WASHINGTON
BOARD OF REGENTS**

January 19, 2006

TO: Members of the Committee of the Whole
Regents Jewell (Chair), Barer, Brotman, Cole, Gates, Kiga,
Proctor, Rasmussen, Simon, Yapp

FROM: Michele M. Sams, Secretary of the Board of Regents

RE: Meeting of Committee on 1/19/06 (Noon–1:30 p.m., 142 Gerberding Hall)

The following topics are noted for discussion at the meeting of the committee on *Thursday, January 19, 2006*. Items requiring action by the full Board of Regents are marked "DRAFT."

- | | | INFORMATION |
|----|---|--------------------|
| 1. | Board Communications | |
| 2. | Executive Session (to review the performance of public employees) | |
| 3. | Executive Session (to discuss with legal counsel representing the University legal risks of a proposed action or current practice that the University has identified when public discussion of the legal risks is likely to result in an adverse legal or financial consequence to the agency) | |



**UNIVERSITY OF WASHINGTON
BOARD OF REGENTS**

January 12, 2006

TO: Members of the Finance, Audit and Facilities Committee
Regents Kiga (Chair), Brotman, Cole, Jewell, Simon, Yapp

FROM: Michele M. Sams, Secretary of the Board of Regents

RE: Meeting of Committee on 1/19/06 (10:30 a.m.–11:55 a.m., 142 Gerberding Hall)

The following topics are noted for discussion at the meeting of the committee on *January 19, 2006*. Items requiring action by the full Board of Regents are marked "DRAFT."

1. **Grant and Contract Awards – September and October, 2005** **ACTION** F–2
Weldon E. Ihrig, Executive Vice President
2. **Report of Contributions - October and November, 2005** **INFORMATION** F–1
Walter G. Dryfoos, Associate V. P., Advancement Services,
Development & Alumni Relations
3. **Actions Taken Under Delegated Authority** **INFORMATION** F–3
Richard Chapman, Associate V. P. for Capital Projects
4. **2005 Audit Reports of the UW and UWMC – KPMG** **INFORMATION** F–4
Ann Anderson, Assistant Vice President & Controller
Ms. Ann Nelson, Lead Partner, KPMG LLP
Ms. Jacque Cabe, Audit Partner, KPMG LLP
Mr. Steve Devetter, Audit Partner, KPMG LLP
5. **2005 Audit Reports of the Metropolitan Tract – Peterson Sullivan** **INFORMATION** F–5
Maureen Rhea, Director of Audits, Internal Audit
Ray Holmdahl, CPA, Peterson Sullivan PLLC
Sharlyn Turner, CPA, Peterson Sullivan PLLC
6. **Executive Session** (To review the performance of public employees)
7. **Metropolitan Tract – 2006 Unico Capital and Tenant Improvement Budget Approval** **ACTION** F–6
Jeanette L. Henderson, Director of Real Estate
Weldon E. Ihrig
Lisa L. Stewart, Principal, Urbis Partners, LLC

See Reverse Side

- | | | | |
|-----|--|--------------------|------|
| 8. | University of Washington Budget Process – 2006
Harlan F. Patterson , Vice Provost for Planning and Budgeting
Phyllis M. Wise , Provost and Vice President for Academic Affairs | INFORMATION | F-7 |
| 9. | Report of Contributions – December 2005
Walter G. Dryfoos
Connie Kravas , V. P. for Development & Alumni Relations | INFORMATION | F-8 |
| 10. | UWINCO Update
Keith Ferguson , Chief Investment Officer | INFORMATION | F-9 |
| 11. | UW Medicine at Lake Union Update
Bruce Ferguson , Associate Vice President, Chief Financial Officer, Office of the Vice President for Medical Affairs
Ruth M. Mahan , Vice Dean for Administration and Finance, School of Medicine
John Pettit , Senior Advisor, Dean of Medicine | INFORMATION | F-10 |
| 12. | Other Business | INFORMATION | |

MINUTES

BOARD OF REGENTS University of Washington

January 19, 2006

The Board of Regents held its regular meeting on Thursday, January 19, 2006, beginning at 3:00 p.m. in the Petersen Room of the Allen Library. The notice of the meeting was appropriately provided to the public and the press.

CALL TO ORDER

ROLL CALL

Assistant Secretary Keith called the roll: Present were Regents Jewell (presiding), Barer, Brotman, Cole, Gates, Kiga, Proctor (by conference telephone), Rasmussen, Simon, Yapp; Dr. Emmert, Dr. Wise, Ms. Warren, Ms. Sams; ex-officio representatives: Mr. Lee Dunbar, Mr. Adam Grupp, Mr. Chuck Blumenfeld, Professor Ashley F. Emery.

CONFIRM AGENDA

The agenda was confirmed as presented.

REPORT OF THE CHAIR OF THE BOARD OF REGENTS: Regent Jewell

On behalf of the Board of Regents, Regent Jewell congratulated Dr. Connie Kravas, Vice President of Development and Alumni Relations, Mr. Walter Dryfoos, Associate Vice President for Advancement Service, Development and Alumni Relations and their colleagues for outstanding fund-raising efforts in the month of December. Contributions for December 2005, totaled \$104 million, which brings the campaign total to \$1.62 billion and closer to the \$2 billion goal. She also acknowledged the generous gift of \$53.2 million from the Bill and Melinda Gates Foundation for the establishment of the Department of Global Health and the William H. Gates Public Service Law Scholarships.

REPORT OF THE UNIVERSITY PRESIDENT: Dr. Emmert

President Emmert introduced Ms. Eliana Hechter; one of 32 Americans awarded a prestigious international Rhodes Scholarship. She was chosen this year from 903 applicants representing 333 colleges and universities. Ms. Hector, a senior majoring in mathematics, will enter Oxford University in England next October. She described for the Board her Rhodes Scholarship interview experience. She said her successful performance was due in no small measure to her rich and diverse experiences at the University of Washington.

January 19, 2006

President Emmert introduced Ms. Sariah Khormae, the University of Washington Marshal Scholar. Ms. Khormae is a senior majoring in neurobiology and biochemistry and has been studying ophthalmology, working on artificial corneal transplants. Ms. Khormae provided the Board with a glimpse of a day in her life at the University of Washington. She expressed her appreciation for the excellent education she is receiving at the University of Washington.

On December 17, the University of Washington Volleyball Team won the 2005 Division I NCAA National Championship against the University of Nebraska. President Emmert introduced Ms. Leslie Tuiasosopo, Assistant Volleyball Coach, and students Ms. Candace Lee and Ms. Courtney Thompson, both juniors majoring in business. The two young women have been named NCAA National Volleyball Champions. Other recognitions the women share are All-Americans, Academic All-Americans, All-Region, All PAC-10 and Academic All-PAC-10 Athletes. The assistant coach and both athletes expressed their appreciation to the Board of Regents and the President, as well as to the faculty, for extending themselves in every way possible to ensure that the team had the necessary support to successfully complete their quarterly academic requirements and ultimately win their quest for the championship.

President Emmert noted that Ms. Thompson recently won the Honda Sports Award as the Number One Volleyball Player in America. Ms. Lee was named to the United States Volleyball Team.

President Emmert then introduced Dr. Paul G. Ramsey, Vice President for Medical Affairs and Dean of the School of Medicine, who introduced Ms. Ann Ramsey-Jenkins, Chair of the University of Washington Medicine Board. Ms. Ramsey-Jenkins presented the UW Medicine Annual Report. See Attachment UP-1.

Among other things, Ms. Ramsey-Jenkins highlighted that *U.S. News and World Report* recently ranked the University of Washington Medical Center the 9th best hospital in the country and the only medical school ranked in the top ten in all specialties. She indicated that the challenges the UW Medical Center faces are noted on pages 5-7 of the report, and include health care for the medically underserved, State health care programs, faculty salaries, information system, and capital requirements.

Regent Jewell expressed the Board's appreciation to Ms. Ramsey-Jenkins and the UW Medicine Board for the in-depth report. Ms. Jewell also expressed thanks to Regents Barer, Brotman and Kiga for their commitment to the UW Medicine Board.

CONSENT AGENDA

Regent Jewell noted there were six items for approval on the consent agenda, and called for a motion.

January 19, 2006

MOTION: Upon the recommendation of the Chair of the Board and the motion made by Regent Barer, seconded by Regent Kiga, the Board voted to approve the six items on the consent agenda as shown below.

Minutes for the meeting of November, 2005

UW Medicine Board Appointment (Agenda no. A-2)

It was recommended by the University President and the Academic and Student Affairs Committee that the Board of Regents make the following new appointment to the UW Medicine Board:

Stanley H. Barer

January 1, 2006 – January 31, 2009

See Attachment A-2

Establishment of a Graduate Certificate Program in Urban Ecology in the College of Forest Resources (Agenda no. A-3)

It was the recommendation of the administration and the Academic and Student Affairs Committee that the Board of Regents grant authority to the College of Forest Resources to offer the Graduate Certificate in Urban Ecology, effective immediately. The Graduate Certificate program will have provisional status with a review to be scheduled by the Graduate School in the 2010-2011 academic year.

See Attachment A-3.

Establishment of the Department of Global Health (Agenda no. A-5)

It was the recommendation of the administration and the Academic and Student Affairs Committee that the Department of Global Health be established as a joint department in the Schools of Medicine and Public Health and Community Medicine effective February 1, 2006.

Grant and Contract Awards – September & October, 2005 (Agenda no. F-2)

It was the recommendation of the administration and the Finance, Audit and Facilities Committee that the Board of Regents accepted Grant and Contract Awards for the month of September and October 2005, in the total amount of \$179,136,569.

See Attachment F-2.

Metropolitan Tract - 2006 Unico Capital and Tenant Improvement Budget Approval (Agenda no. F-6)

It is the recommendation of the Finance, Audit and Facilities Committee that the Board of Regents approve reimbursement of up to \$12.74 million in capital expenditures by Unico Properties, Inc., for rehabilitation and modernization projects requested in its 2006 Capital Improvement Plan for the office buildings on the Metropolitan Tract. The \$12.74 million is comprised of \$7.8 million for capital improvements and up to \$4.9 million for tenant improvements.

STANDING COMMITTEES

ACADEMIC AND STUDENT AFFAIRS COMMITTEE: Regent Barer, Vice Chair

Academic and Administrative Appointments (Agenda no. A-1)

At the request of Regent Barer, Provost Wise highlight appointments where a professorship or chair was included.

MOTION: Upon the recommendation of the administration and the motion made by Regent Barer, seconded by Regent Kiga, the Board voted to approve the personnel appointments. Regent Rasmussen abstained from the discussion and vote.

Regent Barer noted there was an interesting presentation on the establishment of a Department of Global Health by Provost Phyllis M. Wise, Dr. Paul G. Ramsey, Vice President for Medical Affairs and Dean of the School of Medicine, and Dr. Patricia W. Wahl, Dean and Professor of Biostatistics, School of Public Health and Community Medicine. In its meeting earlier in the day, the committee unanimously approved the establishment of this department. The Gates Foundation donated \$30 million dollars to establish this program. Regent Barer noted for the record that Regent Gates abstained from the vote in committee. The program will offer both masters and Ph.D. degrees, and it is the first program of its kind in the nation.

Regent Barer also noted the committee had a briefing from Dr. Mary E. Lidstrom, Vice Provost for Research, on the future of the Office of Research. The Board will hear more from Dr. Lidstrom in the coming months.

FINANCE, AUDIT AND FACILITIES COMMITTEE: Regent Kiga, Chair

Report of Contributions - October & November, 2005 (Agenda no. F-1)
(Information only) See Attachment F-1.

Actions Taken Under Delegated Authority (Agenda no. F-3) (Information only)
See Attachment F-3.

2005 Audit Reports of the UW and UWMC – KPMG (Agenda no. F-4) (Information only) See Attachment F-4.

2005 Metropolitan Tract Audit – Peterson Sullivan (Agenda no. F-5) (Information only) See Attachment F-5

Development of FY 07 and 2007–2008 State Budget Requests (Agenda no. F-7) (Information only) See Attachment F-7

Report of Contributions – December 2005 (Information only) (Agenda no. F-8) See Attachment F-8.

UWINCO Update (Agenda Item F-9) (Information only) See Attachment F-9.

UW Medicine at Lake Union Update (Agenda no. F-10) (Information only) See Attachment F-10.

Regent Kiga noted that all items on the committee agenda were informational with the exception of the Grant and Contract Awards for September and October, 2005, and the Capital and Tenant Improvement for the Metropolitan Tract which was included on the consent agenda.

Earlier in the day the committee heard from KPMG LLP, an independent audit firm, about the audit conducted of the overall University of Washington. In all instances the University received unqualified opinions from KPMG LLP. The committee also heard from representative auditors of Peterson Sullivan PLLC, another independent audit firm, about the audit of the Metropolitan Tract. Again, the University received unqualified opinions from Peterson Sullivan PLLC.

With respect to the University of Washington budget process for the 2007–2009 biennium, the committee heard from President Emmert, Provost Wise and Mr. Harlan Patterson, Vice Provost for Budgeting and Planning. The procedures and processes to be used over the next six months were presented and discussed.

COMMITTEE OF THE WHOLE: Regent Jewell, Chair

Regent Jewell noted that there had been two executive sessions, one dealing with the performance of public employees and the other pending litigation. She also announced that the March meeting of the Board of Regents will be at UW Tacoma campus, noting that this is in keeping with the Board's tradition of holding at least one meeting each year at one of the other University of Washington campuses. In October 2005, the Board met at the UW Bothell campus.

REPORTS FROM EX OFFICIO REPRESENTATIVES TO THE BOARD OF REGENTS

ASUW President: Mr. Lee M. Dunbar

Mr. Dunbar noted that students are pursuing having only fair-trade coffee offered on campus. They are working with Housing and Food Services seeking to revise future contracts with coffee companies. Mr. Dunbar announced there will be an event in April to celebrate the ASUW 100th year. With respect to diversity, Mr. Dunbar noted that students are concerned about diversity. He said it is important for students to be involved and to fully understand the steps that are taking place to increase diversity on campus.

GPSS President: Mr. Adam Grupp

Following up on Mr. Dunbar's remarks about diversity, Mr. Grupp reminded the Board that the tuition policy has a relationship to affordability of access, as well as to diversity issues.

Mr. Grupp then reported on his activities at the St. Louis National Conference on Graduate Student Leadership. It was through the generous support of the Councils of Graduate Schools, Woodrow Wilson Foundation, Washington University in St. Louis and the University of Washington Graduate School that Mr. Grupp was able to attend. The conference was unique in that it was conceived and coordinated entirely by graduate students across the country. Included in the topics discussed were 1) the intensity of the graduate experience and how it affects the degree to which graduate students connect with their local communities; and 2) the seemingly lack of peer support, which leads many graduate students to substance abuse. Mr. Grupp said that he came away for the conference committed to reviewing what services the University of Washington offers its graduate students and what more might be done.

Alumni Association President: Mr. Chuck Blumenfeld

Mr. Blumenfeld brought the Board up to date on recent Alumni Association events. He noted that the December issues of *Columns* received great review and encouraged the Regents to read the article on Japanese-American students at the University of Washington during the WWII Japanese-Americans Internment. He said it makes one proud of what the faculty and administration did to try to assist those students being taken away from the University. Part II of this story will be published in the March issue of *Columns*.

Diversity continues to be a top priority for the Alumni Association. A new issue of *Viewpoints* will be out in February, and it will contain information on the 25th Anniversary of the Office of Minority Affairs. The College of Arts and Sciences, in partnership with Macy's Department Store, is offering a five-part lecture series entitled "The African American West History Lectures 1528–2000." The first lecture was held on Tuesday, January 17. Subsequent dates include Tuesday, January 24 and 31, and Tuesday, February 7 and 14. Macy's Department Store is underwriting the cost of filming these stories, and the Alumni Association will distribute DVDs of the lectures to every middle school in Western Washington.

Faculty Senate Chair: Professor Ashley F. Emery

Professor Emery reported that the special committee formed by the Faculty Senate to look at the undergraduate experience is in the final process of gathering information. He noted the Office of the Provost is providing staff support to assist in finalizing the report. The special committee is focusing its attention on how the faculty can best provide an improved undergraduate experience. It plans to include transfer students in its survey and to pursue questions of whether there is a difference between learning about diversity and living diversity, and what the faculty can do to enhance the undergraduate diversity experience.

DATE FOR NEXT MEETING

The next regular meeting of the Board of Regents will be held on Thursday, February 16, 2006.

ADJOURNMENT

The regular meeting was adjourned at 4:50 p.m.



Michele M. Sams
Secretary of the Board of Regents

UNIVERSITY OF WASHINGTON

UW MEDICINE BOARD
Report to the
UW BOARD OF REGENTS**INTRODUCTION**

This report provides the University of Washington Board of Regents with an overview of the activities of the UW Medicine Board for fiscal year July 1, 2004 through June 30, 2005.

Ann Ramsay-Jenkins, Board Chair, submits this report to fulfill the requirement contained in the UW Medicine Board Bylaws, Article II, Section 2.2, which states that “*the chairperson of the board shall make an annual report to the Board of Regents.*”

OVERVIEW

UW Medicine includes the:

- University of Washington School of Medicine (UWSOM);
- University of Washington Medical Center (UWMC);
- Harborview Medical Center (Harborview);
- University of Washington Physicians (UWP);
- UW Physicians Network (UWPN);
- The University’s membership in the Children’s University Medical Group (CUMG); and
- The University’s membership in the Seattle Cancer Care Alliance (SCCA).

The Board is responsible for advising the Vice President for Medical Affairs/Dean of the School of Medicine (VPMA/Dean) regarding the operation and governance of those aspects of UW Medicine relating to the development and strategic allocation of resources, strategic aspects of academic programs, the planning and delivery of medical services, and the management of current and future extramural affiliations and operating agreements executed by the University with Harborview, the SCCA, and UWPN. The Board is also charged with governance of the patient care activities of UWMC.

HIGHLIGHTS**ACCOMPLISHMENTS**

There have been many significant accomplishments and events at UW Medicine during the past year. The following paragraphs provide a summary of some of the highlights.

Recognition

US News and World Report continued to recognize the excellence of our teaching, research, and patient care programs. For the twelfth consecutive year, the School of Medicine was ranked as the best medical school for primary care in the nation, and was second among all medical schools in NIH research funding based on FY 2004 grant awards. *US News and World Report* provides rankings of medical teaching programs in eight specialties. The UW School of Medicine was the only medical school in the country to have its teaching programs ranked in the top ten in all specialties. UWMC was ranked as the ninth best hospital in the country (top 1%) and the orthopaedics and rehabilitation medicine programs at Harborview were also ranked among the best in the nation. UWMC was one of only two Seattle hospitals receiving the “2005 Washington State Quality Award.”

Two faculty members, Drs. Mary-Claire King and Steven Henikoff were elected to the National Academy of Sciences and one faculty member, Dr. Diana Cardenas, was elected to the Institute of Medicine. Dr. Mary-Claire King is the American Cancer Society research professor in the departments of medicine and genome sciences and holds an affiliate membership in the clinical research division at Fred Hutchinson Cancer Research Center. Dr. Steven Henikoff is a member of the basic sciences division at Fred Hutchinson Cancer Research Center, an affiliate associate professor in genome sciences at the UW and an investigator for the Howard Hughes Medical Institute. Dr. Diana D. Cardenas is a professor of rehabilitation medicine and chief of rehabilitation medicine at UW Medical Center.

Facilities

Phase I of UW Medicine at Lake Union was launched in September 2003 and the research facility at 815 Mercer Street opened in January 2005. Four major translational research programs – Regenerative Medicine, Women’s Health, Proteomics, and Inflammation – occupy the 815 Mercer building. In March 2005, the Regents authorized the UW administration to exercise the option on Phase II of the South Lake Union project. The documents were signed in

May 2005, and planning is now underway to develop a 188,000 square foot laboratory building and a 97,000 square foot office building on the same block as the 815 Mercer Building. Construction is anticipated to start in the spring of 2006 with occupancy in the late summer of 2008.

Harborview Medical Center broke ground on a \$293 million capital improvement plan funded with \$193 million of King County general revenue bonds and \$100 million of funds from Harborview reserves, parking revenue bonds, and interest income. A major focus of the project is to provide seismic stabilization for the North Wing of the hospital. The project will add two new buildings that will house inpatient and clinic support services. The new facilities will provide additional inpatient beds that will bring the medical center to its licensed capacity of 413, and add 30 short-stay beds, 6 operating rooms, and an expand the emergency room.

UWMC began work on a \$10 million remodel of the third floor lobby and clinic area to create the new home and presence for the UW Medicine Regional Heart Center (RHC). The project will also include relocation and expansion of the outpatient pharmacy, blood draw services, and

patient intake areas, and a complete cosmetic upgrade of the main lobby area. The project will be completed in May 2006. Another \$7 million project on the second floor complements the RHC project by expanding the emergency medicine and cardiac procedures area immediately below the new third floor RHC location.

The UW Medicine Regional Heart Center opened its Alderwood cardiology clinic to patients May 16, 2005. The clinic is located at 18631 Alderwood Mall Parkway, Suite 310. The cardiology clinic will offer local routine cardiac care, as well as direct access to the full continuum of specialized cardiac services at UW Medicine.

Operations

There are a number of major management and operations improvements underway in the medical centers and clinics focused on enhancing the efficacy of our billing and cash receipts. This effort encompasses the entire revenue cycle, from patient registration through collection of charges from third parties and patients at UWMC, Harborview, and UWP. Cash collections for the medical centers have increased by an average of \$4.75 million per month. The medical centers implemented financial clearance centers to ensure that patient demographic and insurance information is as up to date as possible. UWP and CUMG converted to a new professional billing system in FY 2004. The benefits of the new system were reflected in the FY 2005 financial results with substantial increases in cash collections and reductions in the days in accounts receivable.

Care for UW student athletes

UW Medicine and the UW Department of Intercollegiate Athletics (ICA) completed a major update of their Memorandum of Understanding covering the medical care of student-athletes. The MOU gives UW Medicine authority and accountability for the quality of medical care provided by the University to its student-athletes, defines the scope of care provided by UW Medicine, and clarifies the relationships among UW Medicine providers, ICA athletic trainers and other providers.

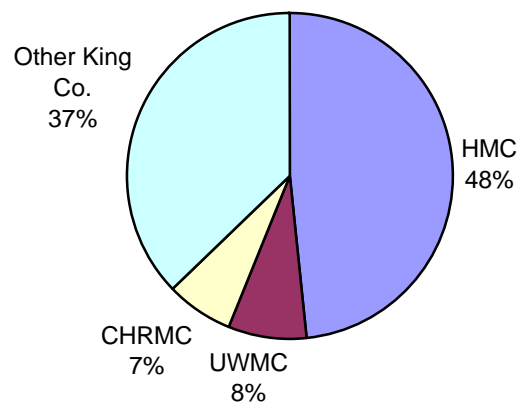
Compliance

Compliance with federal, state, and University policies and laws is a top priority of UW Medicine. The UW Medicine Board Review Committee completed its review of the federal billing investigation and made a number of recommendations to the University on ways to strengthen UW Medicine's compliance programs. We have taken the first step in implementing these recommendations with the appointment of Sue Clausen as the first Associate Vice President for Compliance with responsibility for leadership of UW Medicine's compliance systems and initiatives. The AVP for Compliance will have a direct relationship with the UW Medicine Board Compliance Committee, serving as its chief staff person, and also maintain a strong working relationship with the University officials responsible for compliance activities on a UW-wide basis, including the UW President. The Regents have also approved changes to the UW Medicine Board bylaws that add the President to the Board and strengthen the accountability of the Board to the President and Regents.

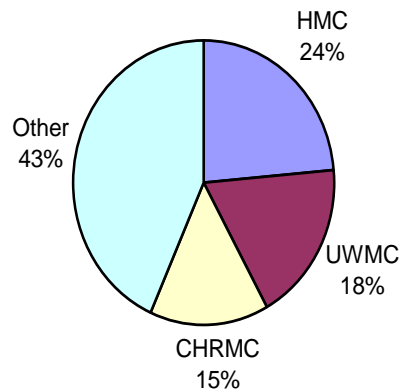
Charity Care

UW Medicine continues to be a vital part of the safety net for uninsured and underinsured patients in our community as illustrated by the following charts based on the most current data published by the State Department of Health.

Hospital-based charity care King County (2003 data)



Hospital-based Medicaid services King County (2003 data)



Harborview Medical Center and UW Medical Center account for 20% of the total hospital revenue in King County, and spend 4.5 % of their combined total revenue to provide charity care, compared with 0.8% on average for all other King County hospitals. There is growing pressure on our medical centers and physicians to provide an increasing share of care to the uninsured and underinsured as more private physicians and hospitals reduce their commitment to the underserved. This issue is discussed under “Challenges” below.

DEVELOPMENT

The number of donors to UW Medicine increased by 20%, from 15,677 in fiscal year 2004 to 18,807 in fiscal year 2005. Participation by UW Medicine alumni increased from 19.6% in FY 2004 to 21.5% in FY 05. This increase is attributed, in part, to increased and enhanced alumni programming, particularly the All-School Celebration and class reunions.

UW Medicine booked \$96.8 million in gifts, pledges, and private grants toward a campaign goal of \$1 billion, ending the fiscal year with \$523 million committed toward the campaign total.

One of the highlights of the past fiscal year was the Survivors Celebration Breakfast to benefit the Institute for Prostate Cancer Research, a partnership between UW Medicine and Fred Hutchinson Cancer Research Center. More than 600 prostate cancer survivors, their friends, and families attended. Every table was hosted by a prostate cancer survivor and the event raised nearly \$1 million. The event was chaired by Steve Fleischmann. This event was repeated in December 2005, and featured Lance Armstrong speaking to a capacity crowd of more than 1,000 people at the Sheraton ballroom.

CHALLENGES

Health care for the medically underserved

UWMC and Harborview have experienced material increases in the percentage of patients with limited or no insurance and those insured under the state’s Medical Assistance programs, placing additional stress on the finances of the medical centers and UW Physicians. UW Medicine is working through the Washington State Hospital Association and various community coalitions to encourage hospitals and physicians to recognize how important it is for all providers to meet their social obligation to provide a fair share of care to the underserved. UWMC and HMC have implemented systems and procedures to ensure that, despite the high demand, all patients requiring immediate care are seen. At the same time the medical centers have taken a more assertive position on questionable inpatient transfers from other hospitals to ensure essential access to our valuable tertiary and quaternary patient care services.

State health care programs

State funding for Medical Assistance programs remains a serious problem. The federal government ordered the State to discontinue the intergovernmental transfer programs that had

been a significant source of support for our patient care and teaching programs at Harborview and UW Medical Center as well as a source of revenue to the State to support indigent health care. We were able to work with the State to craft an alternative approach that will maintain reimbursement levels for the 2005-07 biennium. This special program, however, is not sustainable at the State level for more than one or two biennia, and the State has initiated a project to redesign the inpatient payment system. It is essential that we continue to work closely with the State in this redesign process.

Faculty salaries

There has been a significant improvement in faculty compensation in the basic science departments, but faculty compensation in the clinical departments remains well below the Association of American Medical Colleges (AAMC) 50th percentile. Overall, faculty compensation in the clinical departments is at the 35th percentile of all U.S. medical school faculty in clinical departments. Improved faculty compensation in the clinical departments is an important priority.

Information systems

Information technology (IT) is a major area of emphasis for UW Medicine. Successful implementation of the inpatient electronic medical record system, payroll and personnel system, and facility billing system replacement are essential to improving efficiency, patient safety, and financial performance at UW Medicine. We anticipate investing \$75 to \$80 million in capital for new systems development and enhanced infrastructure (data centers, networks, desktop devices) in the FY 2005- 2009 period. Beyond the capital demands of these projects, each of these projects entails major process change for physicians and staff. We encountered some significant difficulties with the implementation of the electronic medical record system. An independent review has confirmed the need for an effective electronic medical record and the selection of Cerner, Inc. as the best vendor for inpatient medical records and computer order entry systems. The report was, however, very critical of project management. In response to the recommendations, we have made significant organizational changes and completed a full reassessment of the project plan. The first step of the plan will be to stabilize the hardware and software environment to ensure that those applications that are operational achieve consistent and rapid response times from the standpoint of physicians and staff.

Capital requirements

In addition to capital to support our IT needs and routine replacement of equipment, the Board Planning Committee identified several key benchmarks related to meeting UW Medicine's capital requirements over the next five years. These benchmarks focus on three major projects – completion of the Harborview capital improvement project, bed additions at UW Medical Center, and the development of the School of Medicine's South Lake Union site. The key benchmarks by project are:

- Harborview capital improvement – The addition of new space will create a need for additional operating funds to support working capital requirements, new staff, equipment, and supplies. Harborview must maintain a 1% operating margin and achieve \$20 to \$40

million per year of process improvements in FY 2008, FY 2009, and FY 2010 to meet the operating costs of the new facilities.

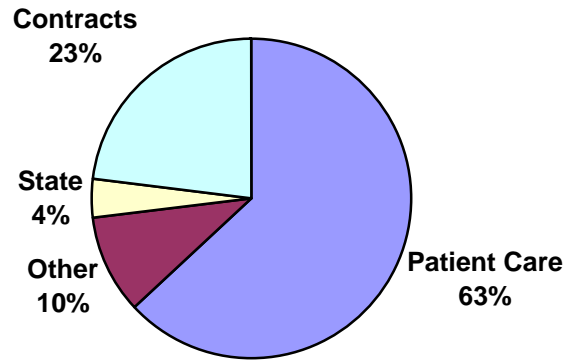
- UW Medical Center – Achieving and maintaining a 2.7% operating margin to form the capital required to fund an \$85 million bed expansion project.
- School of Medicine – Generation of indirect cost support to meet the occupancy costs of the laboratory space at South Lake Union has been predicated on a 3% annual growth rate in research funding, a 61.6% indirect cost rate, and interest rates on short-term and long-term borrowing of 5.5% and 6.0% respectively. Recently, the University was notified that the indirect cost rate for South Lake Union has been approved at 66% and will stay in effect for 4 years. This, along with the continued low interest rates, is very favorable news.

These high visibility projects underscore the challenges of supporting the capital requirements of UW Medicine's service and academic missions.

KEY STATISTICS & RESULTS

UW Medicine revenues were approximately \$1.925 billion in FY 2005. This represents an increase of approximately 6 % compared to FY 2004. The following charts summarize the sources of financial support for UW Medicine.

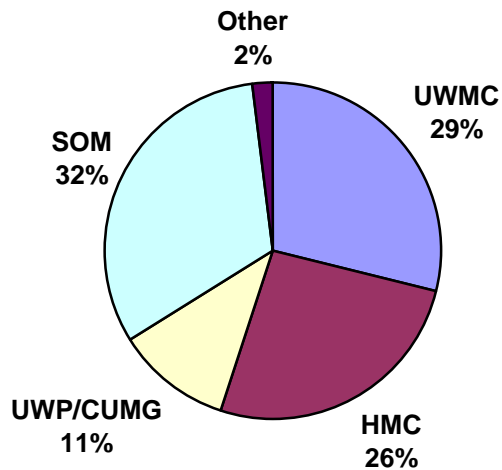
Fiscal Year 2005 – Revenue by source



Total Revenue: \$1.925 billion

(Other includes support from Wyoming, Alaska, Montana and Idaho, revenue from endowments and gifts, and cost centers.)

Fiscal Year 2005– Revenue by entity



Total Revenue: \$1.925 billion

(Other includes Airlift Northwest and the Consolidated Laundry.)

UW Medicine financial support comes predominantly from patient services revenues (63%) and research grants and contracts (23%). The following sections highlight the performance in each of these areas.

PATIENT CARE PROGRAMS

The following table summarizes net clinical revenue from patient services provided by UW Medicine medical centers, faculty physicians, and Airlift Northwest in FY 2005. This table does not include research grants and other funds received by the School of Medicine.

UW Medicine Clinical Organization	Net Patient Revenue
Harborview Medical Center	\$ 464,739,000
UW Medical Center	\$ 516,131,000
UW Physicians	\$ 152,085,000
UW Physicians Network	\$ 21,849,000
Children's University Medical Group	\$ 36,424,000
SCCA (outpatient clinic only)*	\$ 113,337,000
Airlift Northwest	\$ 27,105,000
Total	\$ 1,331,670 ,000

*Inpatient revenues for the SCCA 20 bed unit are included in the UWMC total.

Net income from operations per the audited financial statements was \$8,122,000 at Harborview and \$10,996,000 at UW Medical Center. Under governmental accounting standards, interest expense is reflected as a non-operating expense. The industry standard for non-governmental health care entities is to treat interest expense as an operating expense. Interest expense was \$6 million at UWMC and \$0.6 million at Harborview in FY 2005.

UWMC had more patients and performed more surgeries than in any previous year. The operating margin (including interest expense as an operating cost) of just under 1% was lower than previous years primarily due to decreased reimbursement. Reimbursement decreased due to:

- Shifts in payer mix from commercial sponsors to Medicare and Medicaid sponsors;
- Increases in length of stay early in the year that increased contractual allowances under case-based rate contracts; and
- Increases in the amount of patient responsibility that shifts the financial burden from the payer to the patient in the form of increased co-payments and deductibles that are more difficult to collect and more likely to end up as bad debt.

In FY 05, UWMC initiated a number of initiatives to reduce costs and improve reimbursement. These initiatives are focused on reducing the length of stay where appropriate, improving the revenue cycle as well as controlling wage and supply costs. Cost reductions were evident in the last quarter of FY 05 and other initiatives are expected to improve operations in FY06.

Harborview's financial results for the year exceeded expectations. Although the medical center experienced lower than expected volumes and some changes in payer mix, the positive results of the revenue enhancement project and receipt of one time Upper Payment Limit funding from the State more than compensated for those variations. In addition, salary and non-salary expenses were within 1-2% of budget.

Beginning in July 2004, UW Medicine adopted a new arrangement for sharing the cash subsidies required for UWPN. Harborview and UW Physicians will provide \$800,000 and \$200,000 respectively each year, and UWMC will bear the remaining financial risk. In FY 05 UWMC provided approximately \$3 million to UWPN. UWPN recorded a loss of \$3.9 million for the fiscal year ended June 30, 2005. This was \$1.1 million favorable to budget. The favorable variance was due to improved reimbursement related to an improved payer mix.

The Seattle Cancer Care Alliance (SCCA) posted a positive operating margin of \$14,480,000 in FY 2005. This was substantially ahead of expectations. The positive operating results were driven by revenue resulting from higher than anticipated bone marrow transplant and outpatient volumes. Operating expenses were maintained at budgeted levels. The majority of the operating margin was derived from the outpatient program, but the inpatient program also posted a positive operating result. This reflects the continued growth of the outpatient program and a stable inpatient program.

5-YEAR PERFORMANCE COMPARISON

The patient care activity of UW Medicine remains very strong. The following tables summarize the clinical activity for the owned and managed components of UW Medicine.

Harborview Medical Center

Statistic	FY 2001	FY 2002	FY 2003	FY 2004	FY 2005
Admissions	16,684	16,758	17,314	19,087	18,375
Short Stay Patients	2,968	3,876	4,938	4,249	4,598
Patient Days	117,234	124,449	125,408	131,355	125,189
Outpatient visits	202,228	200,809	207,833	221,413	221,159
Emergency visits	81,285	85,809	88,081	87,634	79,112
Average Length of Stay	7.0 days	7.3 days	7.4 days	6.9 days	6.8 days

UW Medical Center

Statistic	FY 2001	FY 2002	FY 2003	FY 2004	FY 2005
Admissions	16,407	16,517	16,966	17,919	18,086
Patient Days	111,959	111,612	111,688	118,209	118,455
Outpatient visits	329,695	331,303	333,784	350,062	352,927
Emergency Visits	35,360	34,873	33,892	35,462	35,547
Average Length of Stay	6.8 days	6.8 days	6.6 days	6.6 days	6.5 days

UW Physicians Network

Statistic	FY 2001	FY 2002	FY 2003	FY 2004	FY 2005
Clinic Visits	211,008	220,400	225,167	232,458	237,732
New Patients	27,405	21,610	17,970	18,377	16,925

Seattle Cancer Care Alliance

Statistic	FY 2001	FY 2002	FY 2003	FY 2004	FY 2005
Clinic Visits	12,508*	30,885	35,130	38,149	38,774
Admissions	198	352	365	372	444

*Clinic visits reflect only five months of operations in FY 2001. Inpatient admissions are for the SCCA 20 bed unit at UWMC and are included in the UWMC admissions total.

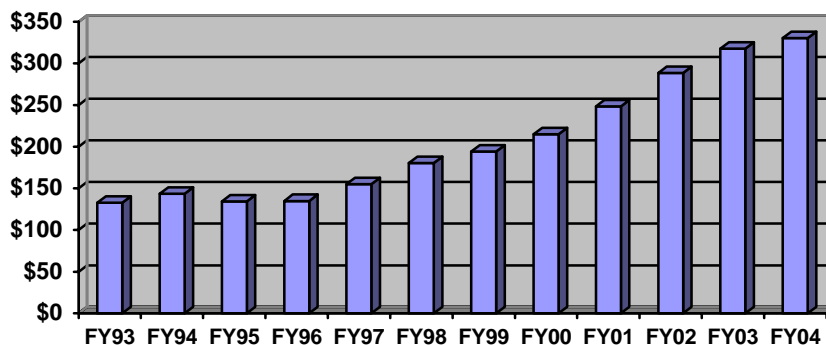
RESEARCH PROGRAMS

UW Medicine research continues to grow. UW School of Medicine awards through the University of Washington totaled \$460.4 million in FY 04, an increase of 6.5% over FY 03, and 48% of the total grant awards to the UW. Total awards to UW Medicine faculty in FY04 were greater than \$700 million.

NIH awards represent almost three-fourths of the total awards received by UW Medicine faculty. The following chart tracks the growth of NIH awards (managed by the UW) to UW Medicine faculty over the past 12 federal fiscal years (year ending September 30).

NIH Awards to UW School of Medicine managed at UW
Average annual rate of increase: 8.6%

\$ in millions



There were, in federal fiscal year 2004, 1,058 separate NIH awards to 687 Principal Investigators. There are an estimated 1,050 regular and research faculty working on NIH research grants. In addition to NIH awards managed by the UW, School of Medicine faculty receive NIH awards that are managed by affiliated institutions (e.g., FHCRC, Children's). Total NIH awards to UW Medicine faculty in federal fiscal year 2004 were \$506.2 million. UW Medicine faculty were second in the country (and first among public institutions) in NIH research funding based on FY 2004 awards.

The balance of this report provides an abbreviated review of the work of the Board and its committees. Under UW Medicine Board bylaws, the Board Executive Committee, Compliance Committee, and Planning Committee are UW Medicine-wide committees. The Joint Conference, Finance, and Facilities committees are UWMC-specific committees. The Board members have been diligent in the discharge of the responsibilities that have been delegated to them.

ATTACHMENT A

Board Members and Meeting Attendance Roster

Michael Garvey is chairman of Saltchuk Resources, Inc., a holding company with investments primarily in the maritime industry. He formerly practiced law with the firms of Preston Thorgrimson and Garvey, Schubert & Barer, where he was founding member. Among his past and current business associations are Ste. Michelle Vintners, the K-2 Ski Co., Columbia River Farms Corp., Cascade Management Corp. (nursing homes), lumber companies, Foss Maritime Co., Totem Ocean Trailer Express, Inc., Tollycraft Yachts, KCM (architects and engineers), and SeaBear Co.

Gerald Grinstein, CEO of Delta Airlines and retired non-executive Chairman of Agilent Technologies, is a principal of the Madrona Investment Group and a member of the boards of directors for several corporations, including PACCAR, Inc., Delta Air Lines, Vans, Inc. and The Pittston Company. He has served as Chairman and CEO of Western Airlines and of Burlington Northern, Inc. and is a former partner in the firm of Preston, Thorgrimson, Ellis & Holman. He is co-chair of the UW Campaign for Washington and active in community organizations, including serving on the boards of the Seattle Long Live the Kings. He earned a bachelor's degree from Yale University and his law degree from Harvard University.

Charlotte Guyman, who earned both bachelors and M.B.A. degrees from the UW, was formerly general manager of MSN Internet sales and marketing for Microsoft, and has worked on MSNBC and several Microsoft consumer project lines. Her experience includes development of learning software for adults and children and the pioneering Internet application, Expedia. She has been general manager of Kids and Games software for Microsoft, as well as director of international marketing and director of consumer division marketing. Ms. Guyman also serves on the Berkshire Hathaway Board.

Michael Halleran, professor of classics and divisional dean of arts and humanities in the UW College of Arts and Sciences, holds the UW faculty position on the board. As divisional dean, Halleran oversees the academic arts and humanities departments, the Burke Museum, Henry Art Gallery, Meany Hall, and the Simpson Center for the Humanities. He has also been a member of the Imagining America National Advisory Board, the UW Rome Center Advisory Board, and the Bryn Mawr Classical Review. Halleran earned his undergraduate degree from Kenyon College and his master's and Ph.D. from Harvard University. He joined the UW faculty in 1983.

Frederick C. Kiga, is the Director of Corporate and government Relations for the Russell Investment Group. Mr. Kiga joined the Russell Company in August, 2003 from Washington State's Governor's Office, where he served as Chief of Staff to Governor Gary Locke. Mr. Kiga has BA and JD/MBA degrees from the University of Washington and is a member of the Washington State Bar. He was appointed by Governor Locke to the University of Washington Board of Regents in 2004.

Jonelle M.C. Johnson, Senior Vice President and Western Regional Manager of Global Treasury Management for Key Bank. Prior to joining Key Bank, Johnson was senior vice president and manager of Northwest Partners Support for Bank of America. She has also served as senior vice president and regional manager of treasury management for Wells Fargo, formerly First Interstate Bank. Johnson is a graduate of Leadership Tomorrow and of the Pacific Coast Banking School. She has served in various leadership positions and board memberships for several community organizations, including the American Red Cross, YWCA of Seattle King County/Snohomish County, Childhaven, the Public Defender's Association, OneReel, Seattle Rotary, Seattle Chapter of the Links, Inc., Seattle Cancer Care Alliance, University of Washington Medical Center and University of Washington Physicians Network.

Sylvia M. Mathews, chief operating officer and executive director of the Bill & Melinda Gates Foundation, joined the UW Medicine Board in 2002. She oversees foundation-wide strategic issues for both existing and new opportunities, legal affairs, foundation advocacy, evaluation and two of the Gates Foundation's areas of giving: special projects and global libraries. Before moving to Seattle in 2001, she was deputy director of the Office of Management and Budget in the Clinton administration, and from 1997 to 1998 was assistant to the president and deputy chief of staff in the White House. Mathews earned a bachelor's degree in government, cum laude, from Harvard University in 1987 and a degree in philosophy, politics and economics as a Rhodes Scholar at Oxford University in England.

J. Shan Mullin, former chair of the boards of the Fred Hutchinson Cancer Research Center (FHCRC) and the Seattle Cancer Care Alliance (SCCA), is a partner in the Seattle office of the Perkins Coie law firm. He earned both a bachelor's degree in business administration and a law degree from the UW. He has been a leader for numerous community organizations, and is now a board member for the Alki Foundation, Alliance for Education, Greater Seattle Chamber of Commerce, Trade Development Alliance, Washington Council on International Trade, Washington State China Relations Council and the United Way of King County Endowment Program. He chairs the Norman Archibald Charitable Foundation board and continues as a member of the boards for FHCRC and SCCA. Among other awards, he was named Citizen of the Year in 1995 by the Municipal League of King County. He received the Distinguished Alumni Award from the UW Law School in 2004 and the A.K. Guy Award for Volunteer Service from the YMCA, also in 2004.

Brooks G. Ragen holds degrees from Yale University, Stanford Law School and New York University Graduate School of Business Administration. He is a member of the Oregon State Bar. Mr. Ragen currently serves as CEO of Manzanita Capital. He is past chair of the UW Medicine Board and of various civic organizations including ACT Theatre, The Bush School, The Seattle Community Foundation, the Seattle Bond Club, and the Seattle Art Museum where he served as both President and Board Chair. He currently sits on the boards of the Seattle Art Museum, University of Washington Medicine, The Arbor Fund, The High Desert Museum (Bend, Oregon), and chairs the UW Medicine's Board of Visitors and UW Medicine's Scholarship Development Committee. Mr. Ragen sits on the Board of the Cascade Natural Gas Corporation and is a past member of the Boards of Pacific Northwest Bell, US WEST NewVector, Tally Corporation, and Brooks Resources Corporation, now all subsidiaries of larger concerns or private companies.

Ann Ramsay-Jenkins, is chairman of the UW Medicine Board. She is co-founder and Vice President & Treasurer of the Washington Education Foundation which provides college scholarships and mentoring to low-income, high potential students across the state. Currently an estimated 2700 scholarships have been awarded to deserving youth. She served as Director of the Office of Budgets at Harvard University and as Assistant Secretary of Administration & Finance for the Commonwealth of Massachusetts. Ms. Ramsay-Jenkins has served two terms as a member of Washington's Higher Education Coordinating Board, has chaired the United Way of King County Board, the Seattle Repertory Theatre Board of Trustees, and was founding Chairman of the Seattle Repertory Theatre Foundation. She is also active in a number of other civic, professional and community organizations.

Dr. Paul G. Ramsey, is the Vice President for Medical Affairs and Dean of the School of Medicine at the University of Washington. He graduated from Harvard College in 1971 with honors in Biochemistry and received his M.D. from Harvard Medical School in 1975. Following completion of residency training in Internal Medicine at Massachusetts General Hospital, he came to the University of Washington in 1978. He served as Chair of the Department of Medicine from 1992 to 1997 when he was appointed Vice President for Medical Affairs and Dean

of the School of Medicine He has served on many national committees and is a member of multiple organizations, an elected member of the Association of American Physicians and the Institute of Medicine of the National Academy of Sciences.

Richard Scheumann, a long-term member of the UW Medicine Board, is president of Constructors-Pacific Company, a real estate development and marine services firm. He graduated from the UW in 1956 with a degree in mechanical engineering. He is a member of the UW Alumni Association and past member of the UW Development Fund Board. He is also a trustee for Sheldon Jackson College in Sitka, Alaska.

Orin C. Smith, retired president and chief executive officer of Starbucks Coffee Co. Before working at Starbucks he spent 14 years with Deloitte and Touche in management consulting, has taught at the college level and has served in two state administrations as chief financial officer. He is a member of several other boards of directors in the community, including the YMCA of Greater Seattle and the Alliance for Education.

Patricia Stanford, widow of Seattle Schools Superintendent John Stanford, currently serves on boards of directors for the Fred Hutchinson Cancer Research Center and the Seattle Cancer Care Alliance. She is also an active member of the USO of Puget Sound Board and in an advisory capacity to several other non-profit boards.

William J. Van Ness Jr., is a founding partner of the law firm Van Ness Feldman, with offices in Seattle and Washington, D.C. His practice focuses on policy issues before congressional committees, federal regulatory agencies and state agencies in areas of energy, natural resources, Alaska Native affairs, environmental and municipal law. Mr. Van Ness is the President of the Henry M. Jackson Foundation. He earned his B.A. degree at Western Washington State University (1962) and his law degree from the University of Washington (1966), where he served as Articles Editor of the *Washington Law Review*.

UW MEDICINE

BOARD ATTENDANCE RECORD

FISCAL YEAR 2005

	2004 ↓					2005 ↓					TOTAL	
	7/12	9/13	10/4	11/1	12/6	1/3	2/7	3/7	4/4	5/2	6/6	
RAMSAY-JENKINS, Chair	X	X	X	X	*	X	X	X	X	X	X	11
RAGEN, Vice Chair	X	X	X	X	X	*	X	X	X	X	X	11
GARVEY	X	X	*	X	X	X	X	*	X	X	X	9
GRINSTEIN	*	*	*	*	*	*	*	*	*	*	*	0
GUYMAN	X	X	*	X	X	X	X	X	*	*	X	8
HALLERAN	X	X	X	*	*	X	X	*	X	*	X	7
JOHNSON	X	X	*	X	X	X	X	X	*	*	X	8
KIGA (appt. effective 3/05)								X	X	*	X	3
MATHEWS	X	X	*	X	X	X	X	X	X	*	X	9
MULLIN (appt. effective 10/04)			X	X	X	*	X	X	X	X	X	8
SCHEUMANN	X	X	X	X	X	X	X	X	*	X	*	9
SMITH	X	*	*	*	*	*	*	*	*	*	*	11
STANFORD (resigned 12/04)	X	X	X	X								4
VAN NESS	X	X	X	X	X	X	X	X	X	X	X	11
RAMSEY	X	X	X	X	X	X	X	X	X	X	X	11

*excused absence

ATTACHMENT B

**Board Committee Purpose
and Areas of Emphasis**

EXECUTIVE COMMITTEE

Purpose as defined by Article IV, Section 4.2.1

The Executive Committee, as requested by the VPMA/Dean, shall review and provide strategic advice on issues for presentation to the Board and shall have the power to transact such business of the Board between regular meetings of the Board as the Board may hereafter authorize. All actions of the Executive Committee shall be reported to the full Board at its next regular meeting.

Membership

Ann Ramsay-Jenkins, Chair, Brooks Ragen, Charlotte Guyman, Sylvia Mathews, Paul Ramsey

The Executive Committee charged the Board Review Committee to assess and analyze the lessons learned from the federal billing investigation. The charge to the review committee was to identify the structural, operational, and communications weaknesses, review the history of the UW Medicine compliance program and assess the adequacy of the current program, and assess whether the governance structure of UW Medicine and the practice plans provides the necessary level of oversight and recommend any changes in the governance structure.

The Committee received quarterly reports on the financial performance of UW Medicine.

The Committee also received reports on UW Medicine at South Lake Union, proteomics, Alfred Mann Institute, 2005-07 state budget, legislative issues and priorities, 2004 audits, and the Online Record of Clinical Activity (ORCA) system implementation.

PLANNING COMMITTEE

Purpose as defined by Article IV, Section 4.3.1

The Planning Committee shall be responsible for reviewing periodically the mission, programs and plans of UW Medicine in relation to the University and the community it serves. The Planning Committee is responsible for providing policy guidance for both immediate and long-range strategic and marketing plans of the entire UW Medicine, including the UWMC and Harborview and services jointly developed or shared with other health care providers. In conjunction with these planning functions, the Planning Committee is also responsible for advising the Board on the development and strategic allocation of UW Medicine resources.

Membership:

Brooks Ragen, Chair, Charlotte Guyman, Mike Garvey, William Van Ness, Kristin Houser, David Jaffe, Tom Norris, Lawrence Robinson, Richard Veith, Nancy Woods, Kathleen Sellick, Andrew Ziskind

The Planning Committee reviewed the financial structure, capital formation, and capital requirements of UWMC, HMC and the School of Medicine. The Committee identified several key benchmarks related to meeting UW Medicine's capital requirements over the next five years. These benchmarks center on three major projects – completion of the Harborview capital improvement project, bed additions at UW Medical Center, and the development of the School of Medicine's South Lake Union site. The key benchmarks by project are:

- Harborview capital improvement – The addition of new space will create a need for additional operating funds to support working capital requirements, new staff, equipment, and supplies. Harborview must maintain a 1% operating margin and achieve \$20 to \$40 million per year of process improvements in FY 2008, FY 2009, and FY 2010 to meet the operating costs of the new facilities.
- UW Medical Center – Achieving and maintaining a 2.7% operating margin to form the capital required to fund an \$85 million bed expansion project.
- School of Medicine – Generation of indirect cost support to meet the occupancy costs of the laboratory space at South Lake Union has been predicated on a 3% annual growth rate in research funding, a 61.6% indirect cost rate, and interest rates on short-term and long-term borrowing of 5.5% and 6.0% respectively.

The committee also reviewed access management, South Lake Union sensitivity analysis, and information technology investment.

COMPLIANCE COMMITTEE

Purpose as defined by Article IV, Section 4.4.1

The Compliance Committee shall be responsible for reviewing and evaluating the compliance programs of UW Medicine component entities. This review shall include receiving periodic reports on compliance activities of Harborview, the UWMC, UWP, CUMG, the UWPN, and the SCCA. The Compliance Committee shall be responsible for advising and making appropriate recommendations to the Board on the operation of UW Medicine compliance programs.

Membership:

Sylvia Mathews, Chair, Orin Smith, Brooks Ragen, Ann Ramsay-Jenkins, William Van Ness, Paul Ramsey

The Compliance Committee received reports on faculty effort certification, dental clinic billing, implementation of the Corporate Integrity Agreement (CIA), HIPPA, clinical trials billing, OIG work plan and compliance guidance, the TIGER project, Grants Information Memorandum (GIM) 34, and the emergency medicine program.

During the year the committee received quarterly status reports from the compliance officers at UWMC, HMC, UWPN, and UWP.

JOINT CONFERENCE COMMITTEE

Purpose as defined by Article V, Section 5.2.1

The Joint Conference Committee will serve as an advisory committee to the Board by providing a forum in which representatives of the Board, medical staff, and UWMC administration, shall jointly consider UWMC policy matters governing medical practice; review quality assurance reports. The Joint Conference Committee has the delegated authority from the Board to render decisions regarding approval of medical staff initial appointments, reappointments, additions to privileges, terminations, and other modifications to clinical privileges. The Joint Conference Committee shall present its actions to the Board for information purposes.

Membership:

Michael Halleran, Chair, Jonelle Johnson, Pat Stanford, Richard Scheumann, Peter Buckley, Mika Sinanan, James Fine, Norman Beauchamp, David Eschenbach, Amy Morris, Edward Walker, Susan Grant, Kathleen Sellick.

During the past year the Joint Conference Committee met monthly to review and act on all medical staff appointments and reappointments, as prescribed by the Medical Staff and UW Medicine Board Bylaws and the standards of the Joint Commission on Accreditation of Healthcare Organizations (JCAHO).

Throughout the year, the Joint Conference Committee reviewed UWMC's ability to execute hospital-wide operational objectives and monitored the organization's performance. The Committee received feedback on the patients' perspective of the health care services provided by UWMC through the National Research Corporation. The results are compared to regional and national benchmarks and provide valuable feedback for generating improvements. In the quest to continuously improve patient satisfaction, UWMC has identified patient and family education initiatives and system processes that positively influence outcomes. The medical center's risk management goals and objectives and claims experience activity were reviewed on a semi-annual basis. The Committee received reports on human resources (recruitment and retention of nurses and other patient care staff), quality improvement/patient safety, patient care services

The Committee monitored UWMC's "Balanced Commitments" report that is designed to measure service quality, patient satisfaction, key indicators of financial performance, and the ability of faculty and staff to achieve and adapt to change in the organization.

The Committee had noteworthy discussions on the following topics:

- Human resources
- Transplantation Services
- Center for Clinical Excellence

- Simulation technology in improving patient safety
- Service lines
- Environment of care
- Malcolm Baldrige
- Institute for Healthcare Improvement's "100,000 lives" campaign
- Customer service integration
- Length of stay project

FINANCE COMMITTEE

Purpose as defined by Article V, Section 5.3.1

The Finance Committee shall be responsible for advising the Board on financial matters as they relate to the UWMC and its shared services, including reviewing the annual audit, annual budgets, and monthly financial reports. The Finance Committee shall also review programs, long-range financial plans, budget plans and proposals for rate-setting revenues, before they are submitted to the Board for final action.

Membership:

Charlotte Guyman, Chair, Jonelle Johnson, Michael Garvey, Michael Halleran, Peter Buckley, Richard Veith, Kathleen Sellick, Edward Walker

The Finance Committee met monthly to review the financial performance of UWMC in achieving operating objectives as defined in the annual budgets and program plans. The Committee monitored the increase in the percentage of uninsured and underinsured patients and the impact on revenue.

The UWMC Internal Auditor provided regular reports relative to:

- Ongoing independent appraisals of departments, systems and internal accounting;
- State audits; and
- Implementation of various internal controls to ensure compliance with policies, plans, procedures, laws and regulations.

The Finance Committee monitored the development of and approved the fiscal year 2006 operating and capital budget.

The Finance Committee received reports on labor relations, uncompensated care, state funding for hospital-based services at UWMC, ORCA, Payroll Enhancement and Personnel Project (PEPP), and facility master plan and financing parameters. The Committee monitored the status of the health care market through a regular report that benchmarks various measures of cost and utilization among local medical centers.

FACILITIES COMMITTEE

Purpose as defined by Article V, Section 5.4.1

The Facilities Committee shall have general supervision over and shall make recommendations to the Board concerning the program plans for UWMC and the physical use and status of the facilities to house the UWMC and its shared services.

Membership:

William Van Ness, Chair, Richard Scheumann, Larry Dean, John Coulter, Kathleen Sellick, Edward Walker

Throughout FY2005, the Facilities Committee received regular reports on issues related to the expansion and remodeling of UWMC and community developments affecting UWMC operations. The Committee reviewed the facility master plan, remodeling of the Regional Heart Center, third floor lobby remodel, and emergency medicine/cardiac procedures space. The Committee monitored Sound Transit's impacts on the Consolidated Laundry and potential siting of the UW station. The Committee also reviewed the PET/CT scanner acquisition and other radiology projects, Swedish liver transplant Certificate of Need, and the FY06 operating plan and capital plan.

BOARD REVIEW COMMITTEE

Purpose as defined by the action of the Board on August 2, 2004

Following the settlement of the federal billing investigation, the UW Medicine Board's Compliance Committee began to discuss the need to assess the lessons learned from this four and a half year process. These discussions culminated in a June 10th letter from Paul Ramsey in which he asked the UW Medicine Board to name a committee, independent of UW Medicine faculty and staff, to review the lessons learned from the federal billing investigation and identify steps necessary to ensure that UW Medicine is fully in compliance with the relevant federal regulations. The Review Committee was charged to:

- *Assess the structural, operational, educational, and communications weaknesses that contributed to the billing errors identified in the federal investigation.*
- *Assess the adequacy of the UW Medicine's evolving compliance program and identify any additional changes that may be needed.*
- *Assess whether the governance structure of UW Medicine and the physician practice plans provide the necessary level of oversight, and recommend any appropriate changes.*

Membership:

Bill Van Ness, Review Committee Chair, Orin Smith, Review Committee Vice Chair, Mike Garvey, Charlotte Guyman, Sylvia Mathews, Brooks Ragen, and Pat Stanford.

The Review Committee met throughout the 11 months following the August 2nd Board action. They conducted interviews with over 500 individuals and reviewed the voluminous record surrounding the criminal and civil case. The Committee issued its report on July 20, 2005 and the full report can be accessed on <http://depts.washington.edu/uwmbrc>.

VII. STANDING COMMITTEES**A. Academic and Student Affairs Committee**Academic and Administrative AppointmentsRECOMMENDED ACTION:

It is the recommendation of the administration and the Academic and Student Affairs Committee that the Board of Regents approve the appointments to the University faculty and administration as presented on the attached list.

Attachment: Personnel Recommendations

RESERVE OFFICERS TRAINING CORPS

DEPARTMENT OF AEROSPACE STUDIES

NEW APPOINTMENTS

WINTERS, GARRETT

(BA, 2001, UNIVERSITY OF WISCONSIN; MBA, 2003, WEBSTER UNIVERSITY) TO BE ASSISTANT PROFESSOR OF AEROSPACE STUDIES PAID DIRECT BY SOURCES OTHER THAN THE UNIVERSITY EFFECTIVE 7/31/2006. (CAPTAIN WINTERS IS CURRENTLY AN EXPEDITIONARY AERIAL PORT FLIGHT COMMANDER IN IRAQ.)

COLLEGE OF ARCHITECTURE AND URBAN PLANNING

DEPARTMENT OF URBAN DESIGN AND PLANNING

ADMINISTRATIVE APPOINTMENTS

WAGNER, FREDRICK WALTER

(BS, 1963, MICHIGAN STATE UNIVERSITY; MS, 1970, UNIVERSITY OF WASHINGTON; PHD, 1974, UNIVERSITY OF WASHINGTON) TO BE ACTING DEAN OF THE COLLEGE OF ARCHITECTURE AND URBAN PLANNING OVER TWELVE MONTHS, EFFECTIVE 1/1/2006. (PROFESSOR WAGNER WILL CONTINUE AS RESEARCH PROFESSOR OF URBAN DESIGN AND PLANNING AND ACTING CHAIR OF LANDSCAPE ARCHITECTURE.)

DEPARTMENT OF BIOLOGY

NEW APPOINTMENTS

DELANEY, KEVIN

(BS, 1993, INDIANA UNIVERSITY; MS, 1997, UNIVERSITY OF CINCINNATI; PHD, 2003, UNIVERSITY OF NEBRASKA) TO BE VISITING ASSISTANT PROFESSOR OF BIOLOGY AT A SALARY RATE OF \$27,324 OVER SIX MONTHS, EFFECTIVE 12/16/2005. (PRIOR TO THIS APPOINTMENT DR. DELANEY WAS AN ASSISTANT PROFESSOR OF BIOLOGY AT XAVIER UNIVERSITY OF LOUISIANA.)

STOKES, DAVID

(BA, 1974, WILLIAMS COLLEGE; PHD, 1994, UNIVERSITY OF WASHINGTON) TO BE VISITING ASSOCIATE PROFESSOR OF BIOLOGY AT A SALARY RATE OF \$44,613 OVER NINE MONTHS, EFFECTIVE 10/16/2005. (DR. STOKES IS AN ASSOCIATE PROFESSOR OF ENVIRONMENTAL STUDIES AND PLANNING AT SONOMA STATE UNIVERSITY.)

DEPARTMENT OF COMMUNICATION

ENDOWED APPOINTMENTS

SIMPSON, ROGER

(BA, 1959, UNIVERSITY OF WASHINGTON; MS, 1961, UNIVERSITY OF WISCONSIN; PHD, 1973, UNIVERSITY OF WASHINGTON) TO BE HOLDER OF THE DART ENDOWED PROFESSORSHIP IN JOURNALISM AND TRAUMA OVER NINE MONTHS, EFFECTIVE 9/16/2005. (PROFESSOR SIMPSON WILL CONTINUE AS ASSOCIATE PROFESSOR OF COMMUNICATION.)

DEPARTMENT OF COMPARATIVE LITERATURE

NEW APPOINTMENTS

BENITEZ, FRANCISCO

(BA, 1993, CORNELL UNIVERSITY; MA, 1996, UNIVERSITY OF WISCONSIN; PHD, 2004, UNIVERSITY OF WISCONSIN) TO BE ASSISTANT PROFESSOR OF COMPARATIVE LITERATURE AT A SALARY RATE OF \$57,501 OVER NINE MONTHS, EFFECTIVE 9/16/2006. (PRIOR TO THIS APPOINTMENT DR. BENITEZ WAS AN ACTING ASSISTANT PROFESSOR, TEMPORARY IN THE SAME DEPARTMENT.)

DEPARTMENT OF ECONOMICS

NEW APPOINTMENTS

WENINGER, QUINN

(BS, 1989, UNIVERSITY OF ALBERTA (CANADA); DPhil, 1995, UNIVERSITY OF MARYLAND) TO BE VISITING ASSOCIATE PROFESSOR, PART-TIME, OF ECONOMICS AT A SALARY RATE OF \$14,869 OVER SIX MONTHS, EFFECTIVE 12/16/2005. (DR. WENINGER IS AN ASSOCIATE PROFESSOR OF ECONOMICS AT IOWA STATE UNIVERSITY.)

JACKSON SCHOOL OF INTERNATIONAL STUDIES

ENDOWED APPOINTMENTS

PYLE, KENNETH BIRGER

(BA, 1958, HARVARD UNIVERSITY; PHD, 1965, JOHNS HOPKINS UNIVERSITY) TO BE HOLDER OF THE HENRY M. JACKSON PROFESSORSHIP OF HISTORY AND ASIAN STUDIES OVER NINE MONTHS, EFFECTIVE 1/1/2006. (PROFESSOR PYLE WILL CONTINUE AS PROFESSOR OF INTERNATIONAL STUDIES AND OF HISTORY.)

NEW APPOINTMENTS

CURRAN, SARA

(BS, 1983, UNIVERSITY OF MICHIGAN; MS, 1990, NORTH CAROLINA STATE UNIVERSITY; PHD, 1994, UNIVERSITY OF NORTH CAROLINA) TO BE ASSOCIATE PROFESSOR OF INTERNATIONAL STUDIES AND OF PUBLIC AFFAIRS AT A SALARY RATE OF \$80,001 OVER NINE MONTHS, EFFECTIVE 9/16/2005. (PRIOR TO THIS APPOINTMENT, DR. CURRAN WAS AN ACTING ASSOCIATE PROFESSOR OF INTERNATIONAL STUDIES AND OF PUBLIC AFFAIRS.)

DEPARTMENT OF POLITICAL SCIENCE

NEW APPOINTMENTS

MURAKAWA, NAOMI

(BA, 1996, COLUMBIA UNIVERSITY; MSc, 1997, LONDON SCHOOL OF ECONOMICS (UK); PHD, 2004, YALE UNIVERSITY) TO BE ASSISTANT PROFESSOR OF POLITICAL SCIENCE AT A SALARY RATE OF \$69,876 OVER NINE MONTHS, EFFECTIVE 5/23/2005. (PHD AWARDED MAY 2005 FROM YALE UNIVERSITY.)

DEPARTMENT OF PSYCHOLOGY

ADMINISTRATIVE APPOINTMENTS

BUCK, STEVEN LOUIS

(BA, 1971, REED COLLEGE; MA, 1974, UNIVERSITY OF CALIFORNIA (SAN DIEGO); PHD, 1976, UNIVERSITY OF CALIFORNIA (SAN DIEGO)) TO BE CHAIR OF PSYCHOLOGY, EFFECTIVE 1/1/2006. (DR. BUCK WILL CONTINUE AS PROFESSOR IN THE SAME DEPARTMENT.)

NEW APPOINTMENTS

LEU, JANXIN

(BA, 1997, STANFORD UNIVERSITY; MA, 1997, STANFORD UNIVERSITY; PHD, 2004, UNIVERSITY OF MICHIGAN) TO BE ASSISTANT PROFESSOR OF PSYCHOLOGY AT A SALARY RATE OF \$65,007 OVER NINE MONTHS, EFFECTIVE 9/16/2006. (DR. LEU IS CURRENTLY A ROBERT WOOD JOHNSON HEALTH AND SOCIETY SCHOLAR AT THE UNIVERSITY OF SAN FRANCISCO.)

DEPARTMENT OF STATISTICS

ENDOWED APPOINTMENTS

RAFTERY, ADRIAN

(BA, 1976, TRINITY COLLEGE (IRELAND); MSc, 1977, TRINITY COLLEGE (IRELAND); PHD, 1982, UNIVERSITE DE PARIS VI (FRANCE)) TO BE HOLDER OF THE BLUMSTEIN-JORDAN PROFESSORSHIP OVER NINE MONTHS, EFFECTIVE 9/16/2005. (PROFESSOR RAFTERY WILL CONTINUE AS PROFESSOR OF STATISTICS AND OF SOCIOLOGY.)

SCHOOL OF MUSIC

NEW APPOINTMENTS

SAKATA, HIROMI LORRAINE

(BA, 1961, UNIVERSITY OF CALIFORNIA (BERKELEY); MA, 1968, UNIVERSITY OF WASHINGTON; PHD, 1976, UNIVERSITY OF WASHINGTON) TO BE VISITING PROFESSOR, PART-TIME, OF MUSIC AT A SALARY RATE OF \$5,295 OVER THREE MONTHS, EFFECTIVE 12/16/2005. (DR. SAKATA IS PROFESSOR OF ETHNOMUSICOLOGY AT THE UNIVERSITY OF CALIFORNIA, LOS ANGELES.)

BUSINESS SCHOOL

DEPARTMENT OF ACCOUNTING

NEW APPOINTMENTS

STRATTON, WILLIAM O.

(BS, 1966, FLORIDA STATE UNIVERSITY; BS, 1968, PENNSYLVANIA STATE UNIVERSITY; MBA, 1970, BOSTON UNIVERSITY; PHD, 1977, CLAREMONT GRADUATE SCHOOL) TO BE VISITING PROFESSOR OF ACCOUNTING AT A SALARY RATE OF \$24,000 OVER THREE MONTHS, EFFECTIVE 3/16/2006. (DR. STRATTON IS CURRENTLY A PROFESSOR OF ACCOUNTING AT PEPPERDINE UNIVERSITY.)

COLLEGE OF ENGINEERING

DEPARTMENT OF CIVIL AND ENVIRONMENTAL ENGINEERING

NEW APPOINTMENTS

GOODCHILD, ANNE V.

(BS, 1995, UNIVERSITY OF CALIFORNIA (DAVIS); MS, 2002, UNIVERSITY OF CALIFORNIA (BERKELEY); PHD, 2005, UNIVERSITY OF CALIFORNIA (BERKELEY)) TO BE ASSISTANT PROFESSOR OF CIVIL AND ENVIRONMENTAL ENGINEERING AT A SALARY RATE OF \$69,660 OVER NINE MONTHS, EFFECTIVE 12/16/2005.

DEPARTMENT OF COMPUTER SCIENCE AND ENGINEERING

ENDOWED APPOINTMENTS

BORRIELLO, GAETANO

(BS, 1979, POLYTECHNIC INSTITUTE OF BROOKLYN; MS, 1980, STANFORD UNIVERSITY; PHD, 1988, STANFORD UNIVERSITY) TO BE HOLDER OF THE JERRE D. NOE ENDOWED PROFESSORSHIP IN COMPUTER SCIENCE AND ENGINEERING OVER NINE MONTHS, EFFECTIVE 1/1/2006. (PROFESSOR BORRIELLO WILL CONTINUE AS PROFESSOR OF COMPUTER SCIENCE AND ENGINEERING AND ADJUNCT PROFESSOR OF ELECTRICAL ENGINEERING AND OF INFORMATION.)

INDUSTRIAL ENGINEERING PROGRAM

ENDOWED APPOINTMENTS

ATMAN, CYNTHIA JAYNE

(BS, 1979, WEST VIRGINIA UNIVERSITY; MS, 1983, OHIO STATE UNIVERSITY; PHD, 1990, CARNEGIE MELLON UNIVERSITY) TO BE HOLDER OF THE MITCHELL T. BOWIE AND LELLA BLANCHE BOWIE ENDOWED CHAIR OVER NINE MONTHS, EFFECTIVE 4/1/2006. (PROFESSOR ATMAN WILL CONTINUE AS PROFESSOR OF INDUSTRIAL ENGINEERING AND ADJUNCT PROFESSOR OF MECHANICAL ENGINEERING AND OF TECHNICAL COMMUNICATION.)

INFORMATION SCHOOL

ADMINISTRATIVE APPOINTMENTS

BRUCE, HARRY WILLIAM

(BA, 1982, MACQUARIE UNIVERSITY (AUSTRALIA); MLibr, 1993, UNIVERSITY OF NEW SOUTH WALES (AUSTRALIA); PHD, 1996, UNIVERSITY OF NEW SOUTH WALES (AUSTRALIA)) TO BE DEAN OF THE INFORMATION SCHOOL, EFFECTIVE JANUARY 1, 2006. (DR. BRUCE WILL CONTINUE AS PROFESSOR OF INFORMATION.)

COLLEGE OF OCEAN AND FISHERY SCIENCES

SCHOOL OF MARINE AFFAIRS

ENDOWED APPOINTMENTS

FLUHARTY, DAVID LINCOLN

(BA, 1968, UNIVERSITY OF WASHINGTON; MS, 1972, UNIVERSITY OF WASHINGTON; PHD, 1977, UNIVERSITY OF MICHIGAN) TO BE HOLDER OF THE LOWELL A. WAKEFIELD ENDOWED PROFESSORSHIP IN OCEAN AND FISHERY SCIENCES OVER TWELVE MONTHS, EFFECTIVE 10/1/2005. (PROFESSOR FLUHARTY WILL CONTINUE AS ASSOCIATE PROFESSOR WITHOUT TENURE OF MARINE AFFAIRS.)

SCHOOL OF OCEANOGRAPHY

ENDOWED APPOINTMENTS

LOGSDON, MILES GRANT

(BS, 1976, OKLAHOMA STATE UNIVERSITY; MS, 1978, OKLAHOMA STATE UNIVERSITY; PHD, 1997, UNIVERSITY OF WASHINGTON) TO BE HOLDER OF THE WALTERS ENDOWED PROFESSORSHIP OVER TWELVE MONTHS, EFFECTIVE 10/1/2005. (PROFESSOR LOGSDON WILL CONTINUE AS RESEARCH ASSISTANT PROFESSOR OF OCEANOGRAPHY.)

NEW APPOINTMENTS

VAN DEN ENGH, GERRIT J.

(MS, 1972, LEIDEN UNIVERSITY (THE NETHERLANDS); PHD, 1976, LEIDEN UNIVERSITY (THE NETHERLANDS)) TO BE RESEARCH PROFESSOR, PART-TIME, OF OCEANOGRAPHY AT A SALARY RATE OF \$33,300 OVER TWELVE MONTHS, EFFECTIVE 12/1/2005. (DR. VAN DEN ENGH IS ALSO EMPLOYED BY THE INSTITUTE OF SYSTEMS BIOLOGY, SEATTLE.)

SCHOOL OF AQUATIC AND FISHERY SCIENCES

ENDOWED APPOINTMENTS

GALLUCCI, VINCENT FRANK

(BS, 1963, STATE UNIV OF NEW YORK (STONY BROOK); MS, 1966, STATE UNIVERSITY OF NEW YORK (BUFFALO); PHD, 1971, NORTH CAROLINA STATE UNIVERSITY) TO BE HOLDER OF THE LOWELL A. WAKEFIELD ENDOWED PROFESSORSHIP IN OCEAN AND FISHERY SCIENCES OVER NINE MONTHS, EFFECTIVE 10/1/2005. (PROFESSOR GALLUCCI WILL CONTINUE AS PROFESSOR OF AQUATIC AND FISHERY SCIENCES AND ADJUNCT PROFESSOR OF FOREST RESOURCES AND OF MARINE AFFAIRS.)

SCHOOL OF LAW

LAW

ENDOWED APPOINTMENTS

ALLEN, CRAIG HOWARD

(BS, 1979, PORTLAND STATE UNIVERSITY; JD, 1989, UNIVERSITY OF WASHINGTON) TO BE HOLDER OF THE JUDSON FALKNER ENDOWED PROFESSORSHIP IN LAW OVER NINE MONTHS, EFFECTIVE 9/16/2005. (PROFESSOR ALLEN WILL CONTINUE AS PROFESSOR OF LAW AND ADJUNCT PROFESSOR OF MARINE AFFAIRS.)

NEW APPOINTMENTS

ZANG, DONGSHENG

(LLM, 1996, HARVARD UNIVERSITY; SJD, 2004, HARVARD UNIVERSITY) TO BE VISITING ASSISTANT PROFESSOR OF LAW AT A SALARY RATE OF \$81,600 OVER EIGHT MONTHS, EFFECTIVE 11/1/2005. (PRIOR TO THIS APPOINTMENT, MR. ZANG WAS A POST-DOCTORAL RESEARCH FELLOW AT HARVARD UNIVERSITY.)

SCHOOL OF DENTISTRY

DEPARTMENT OF PERIODONTICS

NEW APPOINTMENTS

BIEKLER, THOMAS

(MD, 1995, LUDWIG-MAXIMILIANS UNIVERSITY (GERMANY); DDS, 1999, JULIUS MAXIMILIANS UNIVERSITY (GERMANY); PHD, 2004, WESTFALIAN-WILHELMS UNIVERSITY (GERMANY)) TO BE ASSOCIATE PROFESSOR OF PERIODONTICS AT A SALARY RATE OF \$89,856 OVER TWELVE MONTHS, EFFECTIVE 2/1/2006. (PRIOR TO THIS APPOINTMENT, DR. BIEKLER WAS ASSISTANT DIRECTOR OF PERIODONTICS AT WESTFALIAN-WILHELMS UNIVERSITY.)

SCHOOL OF MEDICINE

DEPARTMENT OF BIOCHEMISTRY

NEW APPOINTMENTS

GONEN, TAMIR

(BS, 1997, UNIVERSITY OF AUCKLAND (NEW ZEALAND); BS, 1998, UNIVERSITY OF AUCKLAND (NEW ZEALAND); PHD, 2002, UNIVERSITY OF AUCKLAND (NEW ZEALAND)) TO BE ASSISTANT PROFESSOR OF BIOCHEMISTRY AT A SALARY RATE OF \$81,600 OVER TWELVE MONTHS, EFFECTIVE 12/16/2005. (PRIOR TO THIS APPOINTMENT, DR. GONEN WAS A POST-DOCTORAL RESEARCH FELLOW AT HARVARD MEDICAL SCHOOL.)

DEPARTMENT OF MEDICINE

NEW APPOINTMENTS

CASPER, COREY

(BA, 1992, WESLEYAN UNIVERSITY; MD, 1997, CORNELL UNIVERSITY; MPH, 2002, UNIVERSITY OF WASHINGTON) TO BE ASSISTANT PROFESSOR WITHOUT TENURE OF MEDICINE AT A SALARY RATE OF \$108,000 OVER TWELVE MONTHS, EFFECTIVE 12/1/2005. (PRIOR TO THIS APPOINTMENT, DR. CASPER WAS AN ACTING INSTRUCTOR IN THE SAME DEPARTMENT.)

HINGORANI, SUNIL

(BS, 1985, YALE UNIVERSITY; MD, 1994, YALE UNIVERSITY; PHD, 1994, YALE UNIVERSITY) TO BE ASSISTANT PROFESSOR WITHOUT TENURE OF MEDICINE PAID DIRECT BY FRED HUTCHINSON CANCER RESEARCH CENTER EFFECTIVE 1/1/2006. (PRIOR TO THIS APPOINTMENT, DR. HINGORANI WAS AN INSTRUCTOR OF MEDICINE AND CANCER BIOLOGY AT THE UNIVERSITY OF PENNSYLVANIA.)

HOUGH, CATHERINE LEE

(BA, 1991, UNIVERSITY OF CALIFORNIA (BERKELEY); MD, 1996, UNIVERSITY OF CALIFORNIA (SAN FRANCISCO); MSc, 2003, UNIVERSITY OF WASHINGTON) TO BE ASSISTANT PROFESSOR WITHOUT TENURE OF MEDICINE AT A SALARY RATE OF \$115,008 OVER TWELVE MONTHS, EFFECTIVE 12/1/2005. (PRIOR TO THIS APPOINTMENT, DR. HOUGH WAS AN ACTING INSTRUCTOR IN THE SAME DEPARTMENT.)

NGHIEM, PAUL

(BA, 1986, HARVARD UNIVERSITY; MD, 1994, STANFORD UNIVERSITY; PHD, 1994, STANFORD UNIVERSITY) TO BE ASSISTANT PROFESSOR WITHOUT TENURE OF MEDICINE AT A SALARY RATE OF \$152,508 OVER TWELVE MONTHS, EFFECTIVE 1/1/2006. (PRIOR TO THIS APPOINTMENT, DR. NGHIEM WAS AN ASSISTANT PROFESSOR OF DERMATOLOGY AT HOWARD MEDICAL SCHOOL.)

WHITING, SAMUEL

(BS, 1989, LEWIS AND CLARK COLLEGE; MD, 1999, UNIVERSITY OF WASHINGTON; PHD, 1999, UNIVERSITY OF WASHINGTON) TO BE ASSISTANT PROFESSOR WITHOUT TENURE OF MEDICINE AT A SALARY RATE OF \$95,544 OVER TWELVE MONTHS, EFFECTIVE 1/2/2006. (PRIOR TO THIS APPOINTMENT, DR. WHITING WAS AN ACTING ASSISTANT PROFESSOR - TEMPORARY IN THE SAME DEPARTMENT.)

WURFEL, MARK W

(BA, 1989, UNIVERSITY OF MICHIGAN; PHD, 1995, ROCKEFELLER UNIVERSITY; MD, 1997, CORNELL UNIVERSITY) TO BE ASSISTANT PROFESSOR WITHOUT TENURE OF MEDICINE AT A SALARY RATE OF \$115,008 OVER TWELVE MONTHS, EFFECTIVE 12/1/2005. (PRIOR TO THIS APPOINTMENT, DR. WURFEL WAS AN ACTING INSTRUCTOR IN THE SAME DEPARTMENT.)

DEPARTMENT OF MICROBIOLOGY**NEW APPOINTMENTS****D'ARGENIO, DAVID A**

(BS, 1982, YALE UNIVERSITY; PHD, 1998, YALE UNIVERSITY) TO BE RESEARCH ASSISTANT PROFESSOR OF MICROBIOLOGY AT A SALARY RATE OF \$49,008 OVER TWELVE MONTHS, EFFECTIVE 1/2/2006. (PRIOR TO THIS APPOINTMENT, DR. D'ARGENIO WAS A SENIOR FELLOW IN GENOME SCIENCES.)

PARSEK, MATTHEW

(BS, 1989, UNIVERSITY OF ILLINOIS; PHD, 1995, UNIVERSITY OF ILLINOIS) TO BE ASSOCIATE PROFESSOR OF MICROBIOLOGY AT A SALARY RATE OF \$125,004 OVER TWELVE MONTHS, EFFECTIVE 1/1/2006. (PRIOR TO THIS APPOINTMENT, DR. PARSEK WAS AN ASSOCIATE PROFESSOR OF MICROBIOLOGY AT THE UNIVERSITY OF UTAH.)

DEPARTMENT OF PSYCHIATRY AND BEHAVIORAL SCIENCES**NEW APPOINTMENTS****DAVIS CORREALE, TANIA M**

(BS, 1989, BRADLEY UNIVERSITY; MA, 1991, BRADLEY UNIVERSITY; PHD, 1996, UNIVERSITY OF WISCONSIN) TO BE ASSISTANT PROFESSOR WITHOUT TENURE OF PSYCHIATRY AND BEHAVIORAL SCIENCES PAID DIRECT BY VETERANS AFFAIRS PUGET SOUND HEALTH CARE SYSTEM EFFECTIVE 11/16/2005. (PRIOR TO THIS APPOINTMENT, DR. DAVIS CORREALE WAS AN ACTING ASSISTANT PROFESSOR - TEMPORARY IN THE SAME DEPARTMENT.)

GARDINER, LORIN

(BA, 1991, UNIVERSITY OF CAPETOWN (SOUTH AFRICA); MD, 1991, UNIVERSITY OF CAPETOWN (SOUTH AFRICA)) TO BE ASSISTANT PROFESSOR WITHOUT TENURE OF PSYCHIATRY AND BEHAVIORAL SCIENCES AT A SALARY RATE OF \$117,276 OVER TWELVE MONTHS, EFFECTIVE 11/16/2005. (PRIOR TO THIS APPOINTMENT, DR. GARDINER WAS AN ACTING ASSISTANT PROFESSOR - TEMPORARY IN THE SAME DEPARTMENT.)

WATSON, GEORGE STENNIS

(BA, 1975, MILLSAPS COLLEGE; MDIV, 1979, HARVARD UNIVERSITY; MA, 1996, UNIVERSITY OF MISSISSIPPI; PHD, 1999, UNIVERSITY OF MISSISSIPPI) TO BE ASSISTANT PROFESSOR WITHOUT TENURE OF PSYCHIATRY AND BEHAVIORAL SCIENCES AT A SALARY RATE OF \$70,044 OVER TWELVE MONTHS, EFFECTIVE 12/16/2005. (PRIOR TO THIS APPOINTMENT, DR. WATSON WAS AN ACTING ASSISTANT PROFESSOR - TEMPORARY IN THE SAME DEPARTMENT.)

DEPARTMENT OF RADIOLOGY**NEW APPOINTMENTS****VAIDYA, SANDEEP**

(MBBS, 1996, UNIVERSITY OF BOMBAY (INDIA)) TO BE ASSISTANT PROFESSOR WITHOUT TENURE OF RADIOLOGY AT A SALARY RATE OF \$90,000 OVER TWELVE MONTHS, EFFECTIVE 12/1/2005. (PRIOR TO THIS APPOINTMENT, DR. VAIDYA WAS AN ACTING ASSISTANT PROFESSOR - TEMPORARY IN THE SAME DEPARTMENT.)

SCHOOL OF NURSING**DEPARTMENT OF BIOBEHAVIORAL NURSING AND HEALTH SYSTEMS****ENDOWED APPOINTMENTS****BOND, ELEANOR**

(MN, 1976, UNIVERSITY OF WASHINGTON; PHD, 1985, UNIVERSITY OF WASHINGTON) TO BE HOLDER OF THE SUSAN AND MICHAEL CUMMINGS TERM PROFESSORSHIP IN NURSING OVER NINE MONTHS, EFFECTIVE 1/1/2006. (DR. BOND WILL CONTINUE AS PROFESSOR OF BIOBEHAVIORAL NURSING AND

NEW APPOINTMENTS

LOBER, WILLIAM B

(BSEE, 1980, TUFTS UNIVERSITY; MS, 1992, UNIVERSITY OF CALIFORNIA (BERKELEY); MD, 1994, UNIVERSITY OF CALIFORNIA (SAN FRANCISCO)) TO BE ASSOCIATE PROFESSOR OF BIOBEHAVIORAL NURSING AND HEALTH SYSTEMS AT A SALARY RATE OF \$81,000 OVER NINE MONTHS, EFFECTIVE 9/1/2005. (PRIOR TO THIS APPOINTMENT, DR. LOBER WAS A RESEARCH ASSISTANT PROFESSOR IN THE DEPARTMENT OF MEDICAL EDUCATION AND BIOMEDICAL INFORMATICS.)

SCHOOL OF PUBLIC HEALTH AND COMMUNITY MEDICINE

DEPARTMENT OF BIOSTATISTICS

NEW APPOINTMENTS

HALLORAN, MARY ELIZABETH

(BS, 1972, UNIVERSITY OF OREGON; MD, 1983, FREIE UNIVERSITY OF BERLIN (GERMANY); MPH, 1985, HARVARD UNIVERSITY; DSc, 1989, HARVARD UNIVERSITY) TO BE PROFESSOR WITHOUT TENURE OF BIOSTATISTICS PAID DIRECT BY FRED HUTCHINSON CANCER RESEARCH CENTER EFFECTIVE 1/1/2006. (PRIOR TO THIS APPOINTMENT, DR. HALLORAN WAS A PROFESSOR OF BIOSTATISTICS AT EMORY UNIVERSITY.)

LONGINI, IRA M.

(BS, 1971, UNIVERSITY OF FLORIDA; MS, 1973, UNIVERSITY OF FLORIDA; PHD, 1977, UNIVERSITY OF MINNESOTA) TO BE PROFESSOR WITHOUT TENURE OF BIOSTATISTICS PAID DIRECT BY FRED HUTCHINSON CANCER RESEARCH CENTER EFFECTIVE 1/1/2006. (PRIOR TO THIS APPOINTMENT, DR. LONGINI WAS A PROFESSOR OF BIOSTATISTICS AT EMORY UNIVERSITY.)

UNIVERSITY OF WASHINGTON, TACOMA

ADMINISTRATIVE APPOINTMENTS

WOOD, ALAN

(BA, 1968, UNIVERSITY OF OREGON; MA, 1976, UNIVERSITY OF OREGON; PHD, 1981, UNIVERSITY OF WASHINGTON) TO BE INTERIM VICE CHANCELLOR FOR ACADEMIC AFFAIRS AT THE UNIVERSITY OF WASHINGTON, TACOMA OVER TWELVE MONTHS, EFFECTIVE 1/1/2006. (PROFESSOR WOOD WILL CONTINUE AS PROFESSOR OF INTERDISCIPLINARY ARTS AND SCIENCES, BOTHELL.)

VII. STANDING COMMITTEES

A. Academic and Student Affairs Committee

University of Washington Medicine Board AppointmentsRECOMMENDED ACTION:

It is the recommendation of the University President and the Academic and Student Affairs Committee that the Board of Regents make the following new appointment to the UW Medicine Board:

New Appointment:

Stanley H. Barer

January 1, 2006 – January 31, 2009

BACKGROUND

Article 1, Section 1, of the UW Medicine Board Bylaws states, “The UW Medicine Board shall consist of fifteen (15) members, including the VPMA/Dean, who shall serve as an *ex officio* member of the Board with full voice and vote. The Board members shall be appointed by the Board of Regents. At least one Board member shall be a member of the Board of Regents. One Board member shall be a member of the faculty of the University nominated by the President of the University. The remaining twelve (12) Board members shall be nominated by the President of the University from among people who have broad public perspectives and do not represent any special interest group.”

Stanley H. Barer is Chairman Emeritus and an owner of Saltchuk Resources, Inc., a privately owned marine transportation company with 16 operating subsidiaries. Barer also remains Of Counsel to the Seattle law firm of Garvey, Schubert & Barer, where for 20 years he specialized in the areas of government regulations, shipping and international trade. Barer previously served as Counsel for the U.S. Senate Committee on Commerce and as Administrative Assistant to United States Senator Warren G. Magnuson. He also serves on the non-profit Boards of The Washington Council on International Trade, The Odyssey Maritime Discovery Center, The Washington State China Relations Council, and the D.C.-based Washington Center for Internships and Academic Seminars.

Attachment: List of members of the UW Medicine Board

UNIVERSITY OF WASHINGTON
MEDICINE BOARD

	<u>Present Term of Appointment</u>	<u>Recommended Changes</u>
Stanley H. Barer <i>appointment</i>	1/1/06 to 12/31/09	<i>new</i>
Mark A. Emmert President University of Washington	Ex-Officio	
Michael D. Garvey	2/1/04 to 1/31/07	
Allan C. Golston	10/1/05 to 9/30/08	
Jerry Grinstein	10/1/04 to 9/30/07	
Charlotte Guyman	7/1/03 to 6/30/06	
Shan Mullin	9/1/04 to 8/31/07	
Julie Nordstrom	11/1/05 to 10/31/08	
Brooks Ragen	7/1/04 to 6/30/07	
Ann Ramsay-Jenkins	7/1/02 to 6/30/06	
Paul G. Ramsey Vice President for Medical Affairs and Dean of the School of Medicine	Ex-Officio	
Richard Scheumann	7/1/04 to 6/30/07	
Orin Smith	7/1/05 to 6/30/08	
JoAnn Taricani	7/1/05 to 6/30/08	
William J. Van Ness, Jr.	7/1/03 to 6/30/06	

VII. STANDING COMMITTEES

A. Academic and Student Affairs Committee

Establishment of a Graduate Certificate Program in Urban Ecology in the College of Forest Resources

RECOMMENDED ACTION

It is the recommendation of the administration and the Academic and Student Affairs Committee that the Board of Regents grant authority to the College of Forest Resources to offer the Graduate Certificate in Urban Ecology, effective immediately. The Graduate Certificate program will have provisional status with a review to be scheduled by the Graduate School in the 2010-2011 academic year

BACKGROUND

In September 2005, the Graduate School Council received a proposal from the graduate faculty of the College of Forest Resources to offer a Graduate Certificate program in Urban Ecology. The Urban Ecology program was established in 2001 through funding from the National Science Foundation's Integrative Graduate Education and Research Traineeship (IGERT) program. Urban Ecology is the study of the social, economic, geophysical and political drivers of human settlement, quantifies the pattern of land cover change resulting from settlement, determines how changes in land cover and human activity affect human society and ecological processes, and investigates the policy process response to and modifications of these changes. Strategies to address major issues as the planning of urban growth and investment in public infrastructure are dependent upon the synthesis of extraordinarily complex and rapidly evolving knowledge in a broad range of disciplines. The Urban Ecology program will prepare students by providing them an understanding of theory and practice, conducting socially-relevant research focused on urban ecology, and learning to work effectively as part of an interdisciplinary team—a requisite for work in the field. The Graduate Certificate program will require twenty-five credits. Fifteen students will be admitted annually to the program. Priority will be given to students supported by the NSF IGERT program, but students not currently in the program will be recruited as well.

The Graduate School Council considered the proposal on October 6, 2005 and raised several issues that the College of Forest Resources was requested to address in a revised proposal. In late October 2005, the College submitted a revised proposal which was considered by the Graduate School Council on December 1, 2005. The Council recommended that the proposal to establish a Graduate Certificate in Urban Ecology be approved and to be effective immediately.

The Vice Provost and Dean of the Graduate School, the Dean of the College of Forest Resources, and the Provost have reviewed and approved the recommendation. The Higher Education Coordinating Board will be informed of the Board of Regents' action on the Graduate Certificate in Urban Ecology.

VII. STANDING COMMITTEE

A. Academic and Student Affairs Committee

Update on the Office of Research

Oral report presented at the meeting.

VII. STANDING COMMITTEES

B. Academic and Student Affairs Committee

Establishment of the Department of Global HealthRECOMMENDED ACTION:

It is the recommendation of the administration and the Academic and Student Affairs Committee that the Department of Global Health be established as a joint department in the Schools of Medicine and Public Health & Community Medicine effective February 1, 2006.

BACKGROUND:

The Department of Global Health will serve as a focal point for the University's programs to identify and evaluate health problems and health inequities in underserved populations, and to identify, develop and implement innovative interventions that can dramatically reduce disease burden and improve health for all populations. Dean Pat Wahl and Dean Paul Ramsey proposed the establishment of this new department in a letter to President Emmert and Provost Wise dated December 1, 2005 (copy attached).

As described in the letter from Deans Wahl and Ramsey, the financial support for the proposed department will be achieved through a combination of University funds and a significant level of support from the Bill and Melinda Gates Foundation.

This recommendation as presented by Deans Wahl and Ramsey has been approved by the Provost and the President.

ENCLOSURES:

1. December 1, 2005 letter from Dean Pat Wahl and Dean Paul Ramsey to President Mark Emmert and Provost Phyllis Wise.
2. Budget summary



ENCLOSURE 1

December 1, 2005

Dr. Mark Emmert
President
301 Gerberding Hall

Dr. Phyllis Wise
Provost
301 Gerberding Hall

Dear President Emmert and Provost Wise:

We write to propose that a Department of Global Health be established in the Schools of Medicine and Public Health & Community Medicine. The following paragraphs provide the context for this proposal and an outline of the organization, vision, mission, and programs of the proposed department.

BACKGROUND

Globalization of the world's economies, politics, and cultures has brought about recognition of the global nature of health problems, the impact of health on human development, and the need for international commitment and collaboration in addressing the major health issues of our time. During the last two decades of the twentieth century, emerging and re-emerging diseases have created epidemics of unprecedented proportions and in some cases have resulted in a net loss in life survival gains made in the mid-twentieth century.

An examination of the worldwide distribution of populations and deaths in 2004 from the World Health Organization demonstrates vast disparities in health and life expectancy between the developing and developed world. For example, in Sierra Leone and Botswana the life expectancies in 2004 were 28.6 and 35.7 years. In contrast, the life expectancies in the United States and Japan were 69.3 and 75.0 years, respectively. Infectious diseases currently account for 26 percent of total global mortalities. In addition, for the more than one billion people who live in developing countries, infectious diseases now cause chronic diseases and disability that overlap into and permeate the developed world.

These global health disparities create an imperative that medical and public health centers worldwide must alter their curricula and provide education to prevent and control global diseases. Recent data suggest that exposing medical students to

international health experiences increases the likelihood that they will later work with underserved populations in the U.S. Therefore, addressing worldwide health disparities also provides a focus for work on improving health for the U.S. population. Public health and medicine must work together more effectively to improve health for all populations.

In summary, it is time for the academic community to broadly engage in global health. It is essential that we contribute to clinical care, medical education, research, and public health practice in global settings that suffer from extreme health problems and disparities. The University of Washington is one of the pre-eminent institutions for medical and public health training, care and research in the world. The faculty of the University of Washington as a whole represent leading experts in research, education, and public health practice in many disciplines relating to global health. The Schools of Medicine and Public Health & Community Medicine jointly propose the formation of a Department of Global Health that will pool the resources of both schools and involve other schools of the University of Washington to address the health problems of the world.

VISION

The vision of the Department of Global Health at the University of Washington will be to develop and implement innovative interventions to improve health for populations worldwide and reduce the devastating health, social, and economic consequences of disease. To achieve this vision the department will conduct interdisciplinary research internationally; educate scientists, public health practitioners, and medical care providers; work to positively influence public health and medical policy; and help build infrastructure and institutional capacity to increase access to affordable health services that can provide sustainable and improved quality of health globally.

MISSION AND PROGRAMS

The overarching mission of the Department of Global Health will be to develop and implement educational programs in global health, promote and support research activities that address global health disparities, and provide opportunities to translate these educational and research activities into improving the health of all global citizens through clinical care and public health initiatives. These activities will, by design, be fully integrated and will overlap synergistically. For example, research and service-based activities will provide important educational opportunities. Similarly professional students, residents and fellows enrolled in educational programs can help implement and advance new areas of research and clinical work overseas. Although each activity is described separately below, the work will be integrated fully to address the overall mission of the department.

Education. The top priority for the department will be to develop curricula relevant to global health for undergraduate students, medical students, graduate students, and post doctoral trainees at the University of Washington and for foreign nationals. The

goal will be to train clinicians, scientists, and public health practitioners from the U.S. and from other countries to learn, promote, and implement measures to improve the quality of life of people globally and especially those in greatest need. The department will offer educational programs and opportunities to engage the next generation of University of Washington graduates in global health careers.

Research. The department will strengthen existing research programs and develop new inter-institutional research centers. An active interdisciplinary research program will be targeted to develop, utilize and implement new biomedical and health services interventions that can lead to advances in reducing global health problems and inequities that will save and improve lives and reduce the economic and social consequences of disease in developing countries. The department will have a major research presence, and will serve as the University's home for the proposed Seattle Vaccine and Immunization Research Center (SVIRC). The SVIRC is a collaborative effort between the University of Washington and Fred Hutchinson Cancer Research Center. The mission of the SVIRC will be to promote the development of new vaccines for infectious diseases like HIV and diseases like cancer that have a significant impact on global health and to serve as a resource to investigators in the region, nation and world for the promotion of vaccine development.

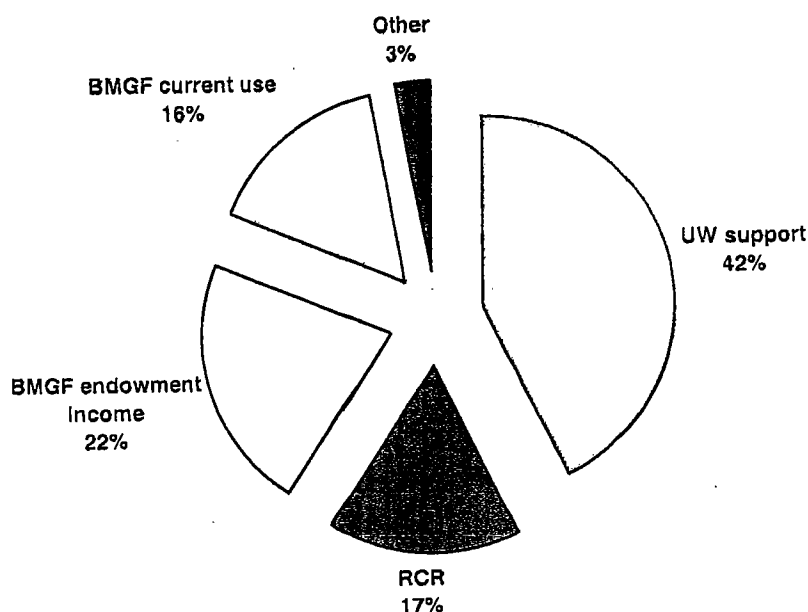
Clinical Care/Public Health Practice. The department leadership will establish interdisciplinary service programs based within developing countries that are designed to promote sustainable improvements in health. The department will work with key developing countries to establish education and training opportunities within their countries and to strengthen their research capacity and infrastructure by training their scientists and technical personnel. UW faculty, professional students, and post-doctoral trainees will provide direct medical care and public health services with the long-term goal of improving the health infrastructure in developing countries through technical assistance, consulting, training materials, and health policy advice.

Integration. Because of the diverse areas covered under the umbrella of global health, an interdisciplinary approach to accomplish the work of the department will be developed. This will include close collaborations with the many schools and colleges across the University of Washington campus. Current faculty as well as new faculty within the Department of Global Health will focus on a number of areas that directly affect global health. These include infectious diseases, chronic diseases, cancer, nutrition, maternal and child health, environmental health, disaster relief/international safety, injury prevention, social equity and justice, minority health problems and disparities, health of transient populations, economic impact, and statistical modeling in health and disease.

FINANCES AND STAFFING

The start-up and annual funding requirements will be met through a combination of funds from the University, the Schools of Medicine and Public Health and Community Medicine, and the Bill and Melinda Gates Foundation (BMGF). The following chart

summarizes the estimated distribution of the funding sources over the first ten years of operation. This chart does not include direct grant funds that will be used to support the research programs.



The following table summarizes the cumulative phasing-in of the faculty and staff FTE complement.

	FY 2006	FY 2007	FY 2008	FY 2009	FY 2010	FY 2011
Chair	0.5	1.0	1.0	1.0	1.0	1.0
Faculty	2.0	6.0	8.0	10.0	12.0	12.0
Staff	2.0	6.0	6.0	7.0	7.0	7.0
RA/TA	0	3.0	6.0	6.0	6.0	6.0
Total	4.5	16.0	21.0	24.0	26.0	26.0

Thank you for your consideration of this important proposal.

Sincerely,

Patricia W. Wahl, PhD
Dean and Professor
School of Public Health and
Community Medicine

Paul G. Ramsey, MD
Vice President for Medical Affairs and
Dean of the School of Medicine

ENCLOSURE 2
FUNDING SUMMARY

	Year 1 (2005 Partial Yr)	2006	2007	2008	2009	2010	2011	2012	2013	2014	2015	TOTALS
Balance from the Previous Year	0	30,731,500	29,854,124	28,058,119	27,317,561	26,868,282	26,885,615	27,848,029	29,248,110	30,909,896	32,856,202	N/A
Balance of the Endowment	0	20,181,500	20,914,088	21,673,270	22,460,010	23,275,308	24,120,202	24,995,765	25,903,111	26,843,394	27,817,809	
Balance of Current Use Funds	0	10,000,000	8,940,036	6,384,850	4,857,552	3,592,974	2,765,414	2,765,414	2,765,414	2,765,414	2,765,414	
Balance of Non-interest Bearing Funds	0	550,000	0	0	0	0	0	86,850	579,585	1,301,088	2,272,979	
+ Funding Sources												
+ Endowment and Market Value Grc	20,000,000											20,000,000
+ Endowment Market Value Growth	181,500	732,588	759,181	786,740	815,298	844,894	875,563	907,346	940,283	974,415	1,009,786	8,827,596
+ Existing balance of previous BMGF	10,000,000											10,000,000
+ Institutional Funds: State Funding	78,248	1,417,717	2,011,029	2,349,602	2,662,516	2,869,540	2,973,896	3,083,108	3,197,448	3,317,202	3,442,672	27,402,977
+ Institutional Funds: Research Cos	0	412,676	879,799	801,905	866,432	934,119	1,005,100	1,044,848	1,297,083	1,571,818	1,849,074	10,662,855
+ Gift Funding		474,124	213,589	215,625	112,735	62,421	64,687	67,035	69,469	71,990	74,604	1,426,278
+ Clinical Funds	0	45,699	54,811	56,908	59,101	61,394	63,793	66,302	68,930	71,683	74,566	623,188
Total Funding Sources	30,259,748	3,082,804	3,918,409	4,210,780	4,516,081	4,772,368	4,983,040	5,168,640	5,573,214	6,007,108	6,450,702	78,942,894
+ Interest Income												
+ Interest income on Endowment	250,000	1,009,075	1,045,704	1,083,663	1,123,000	1,163,765	1,206,010	1,249,788	1,295,156	1,342,170	1,390,890	12,159,223
+ Interest income Previous BMGF G	300,000	300,000	300,000	268,201	191,545	145,727	107,789	82,962	82,962	82,962	82,962	1,945,112
Total Interest Income	550,000	1,309,075	1,345,704	1,351,865	1,314,546	1,309,492	1,313,799	1,332,751	1,378,118	1,425,132	1,473,853	14,104,335
- Department of GH Costs												
+ Personnel	32,400	2,316,090	2,910,146	3,304,219	3,675,496	3,901,636	4,018,686	4,139,245	4,263,423	4,391,325	4,523,065	37,475,731
+ Fringe Benefits	8,748	569,252	738,158	868,097	1,005,142	1,109,416	1,188,406	1,273,021	1,363,660	1,460,752	1,564,758	11,149,410
+ Travel	0	26,000	26,780	27,583	28,411	29,263	30,141	31,045	31,977	32,936	33,924	298,061
+ Consultants	0	320,000	392,909	597,063	614,975	633,425	652,427	672,000	692,160	712,925	734,313	6,022,198
+ Medical & Lab Supplies	0	1,020,000	1,534,800	1,009,744	834,836	660,081	335,484	191,048	196,780	202,683	208,764	6,194,221
+ Other Supplies	12,200	58,608	54,742	61,630	67,080	69,093	71,166	73,300	75,499	77,764	80,097	701,181
+ Contracted Services	24,900	327,156	188,836	197,670	206,301	212,490	218,865	225,431	232,194	239,160	246,335	2,319,339
+ Equipment	0	1,530,000	2,302,200	1,514,616	1,252,254	990,122	503,226	286,573	295,170	304,025	313,146	9,291,331
+ Indirect Costs	0	0	0	0	0	0	0	0	0	0	0	0
Total Uses of Funds	78,248	6,167,106	8,148,572	7,580,623	7,684,497	7,605,526	7,018,401	6,891,664	7,150,862	7,421,571	7,704,401	73,451,470
= Net Dept of Global Health Activity	30,731,500	(1,775,227)	(2,884,458)	(2,017,978)	(1,853,870)	(1,523,666)	(721,562)	(390,273)	(199,531)	10,669	220,154	19,595,759
+ Grant Funding	0	74,291,261	87,934,261	91,412,911	95,021,140	98,763,591	102,936,679	108,727,760	114,986,354	121,194,001	127,670,619	1,022,938,577
- Grant Related Expenses	0	73,393,409	86,845,808	90,135,491	93,616,550	97,222,591	101,252,704	106,937,406	113,125,037	119,258,364	125,657,116	1,007,444,476
= Net Grant Related Activity	0	897,851	1,088,453	1,277,420	1,404,590	1,541,000	1,683,975	1,790,354	1,861,317	1,935,637	2,013,503	15,494,100
Balance as of End of Year	30,731,500	29,854,124	28,058,119	27,317,561	26,868,282	26,885,615	27,848,029	29,248,110	30,909,896	32,856,202	35,089,859	N/A
Cash Flows to calculate present value of liabil	0	0	0	0	0	0	0	0	0	0	0	
Cash Flows to calculate present value of liabil	#REF!	29,854,124	28,058,119	27,317,561	26,868,282	26,885,615	27,848,029	29,248,110	30,909,896	32,856,202	35,089,859	
Unfunded Cash Flows	0	0	0	0	0	0	0	0	0	0	0	0
Balance of the Endowment	20,181,500	20,914,088	21,673,270	22,460,010	23,275,308	24,120,202	24,995,765	25,903,111	26,843,394	27,817,809	28,827,596	
Balance of Current Use Funds	10,000,000	8,940,036	6,384,850	4,857,552	3,592,974	2,765,414	2,765,414	2,765,414	2,765,414	2,765,414	2,765,414	
Balance of Non-interest Bearing Funds	550,000	0	0	0	0	0	86,850	579,585	1,301,088	2,272,979	3,496,849	

Note 1: Interest income is only calculated on initial funding (Endowment and previous BMGF pieces). Interest on endowment is based on 5% quarterly and previous BMGF is based on 3% per year.
Note 2: For calculating interest income, does not reflect UW policy on 5% caps on endowment distributions. This policy would be maintained within the endowment.

VII. STANDING COMMITTEES

B. Finance, Audit and Facilities Committee

UW

Report of Contributions

University of Washington
University of Washington Foundation

October & November, 2005

UW FOUNDATION REPORT OF CONTRIBUTIONS · OCTOBER 2005

NOTES AS OF OCTOBER 31, 2005

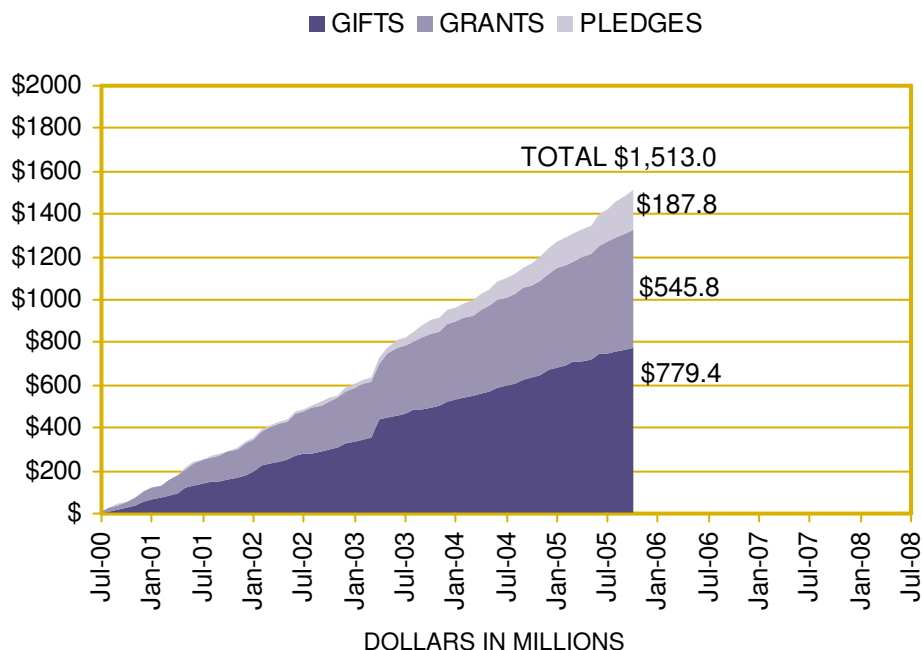
DATA POINTS

\$1,513,029,535 has been raised toward our campaign goal of \$2 billion.

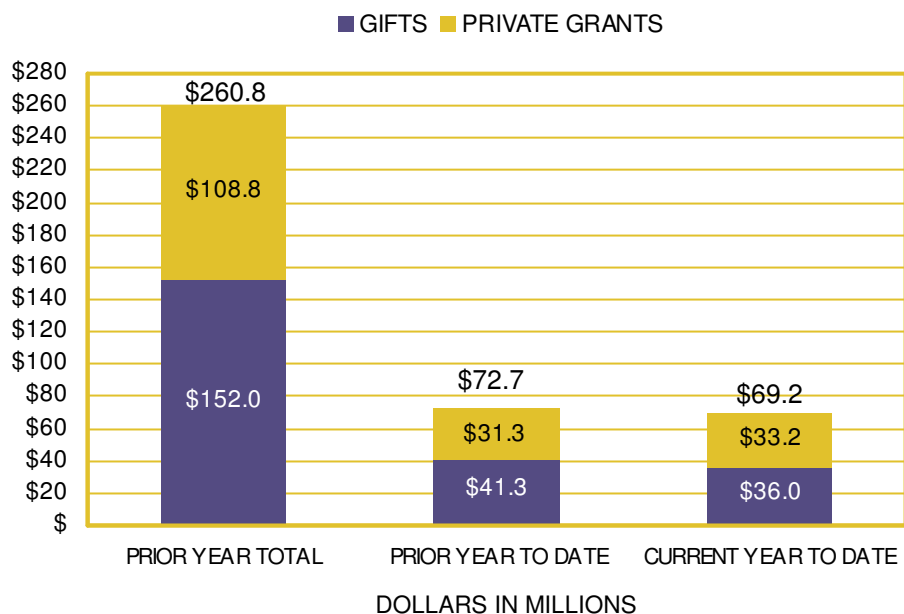
The UW received \$20.3 million in total private voluntary support (\$11.7 million in gifts and \$8.6 million in grants) in October.

Areas including Architecture, UW Bothell, Dentistry, Engineering, Information School, Intercollegiate Athletics, Law, Libraries, Nursing, Ocean and Fisheries, Public Health and UW Tacoma are ahead of last year's year-to-date totals.

FUNDRAISING PROGRESS SINCE JULY 1, 2000



CURRENT GIFT AND PRIVATE GRANT TOTALS



OCTOBER 2005 GIFTS AND IMPACT

Selected gifts representing private support for one of the University of Washington's key fundraising priorities -- student, faculty, program and facility support.

Lucky Seven Foundation - \$10,000 to the Program on the Environment

- Support from the Lucky Seven Foundation allowed students from the Program on the Environment's summer field course, *Choices and Change in the Arctic National Wildlife Refuge*, to bring student scholarship from the arctic wilds to Washington, D.C. An initial gift from the foundation enabled the students enrolled in the course to travel to ANWR for a two-week trip.
- Two members of the foundation who joined the field trip to the Arctic were very impressed with the students' commitment to the project and the knowledge the students gained from the class. They offered a second gift of \$10,000 to support travel expenses to Washington D.C. in mid-September, where students met with eight congressional offices of both houses and both parties. A public presentation about the class and the students' experiences is scheduled for November 21st at 7:30 p.m. (Kane Hall 220).
- The Seattle-based Lucky Seven Foundation supports charitable, education, scientific, literary and religious purposes in the greater Puget Sound area.


Theiline and Douglas Scheumann - \$50,000 to Scholarships and Student Programs

- The Scheumanns' gift to the Hurricane Katrina Scholarship Fund will contribute to tuition and fees, books and supplies, transportation and living costs to support undergraduate and graduate students who have been affected by the gulf coast hurricane.
- Almost 100 displaced students—from Tulane, Xavier, Loyola, Dillard, the University of New Orleans, and the University of Southern Mississippi—are now enrolled at the UW.
- To date, \$156,000 has been donated to the Scholarship Fund. The University is also collecting household items, clothing, toiletries and school supplies for students, and has established a Katrina Student Resource Center to provide academic advising, counseling and support services.
- Doug and Ty Scheumann are longtime supporters of University programs, including the Henry Art Gallery and Intercollegiate Athletics.

Nancy Gershenfeld - \$10,000 to the Information School

- This gift will be allocated to the Nancy J. Gershenfeld Endowment for Doctoral Student Support at the UW Information School. Support for doctoral students is the school's area of greatest need.
- Graduates of the Ph.D. in Information Science enter professions ranging from the information industry to government and academia.
- Ms. Gershenfeld is a lecturer at the Information School. Her teaching focuses on management issues and non-traditional information environments. She has also pledged \$100,000 to provide financial assistance to graduate students in the Information School via the Nancy J. Gershenfeld Endowed Fellowship in Special Librarianship.





REPORT OF CONTRIBUTIONS

October 2005

CAMPAIGN UW: CREATING FUTURES

Report prepared by: Office of Development and Alumni Relations
Advancement Services, Information Management

11/4/2005 07:44 PM

TABLE OF CONTENTS


Campaign Progress to Date*	1
Campaign Progress by Giving Level*	2
Campaign Progress Pyramid*	3
Campaign Progress by Constituency*	4
Campaign Theme Progress*	5
Development Area Summary - Total Private Voluntary Support	6
Development Area Summary - Gifts and Private Grants	7
Development Area Summary - Gifts	8
Complete Fiscal Year Comparison	9
Year to Date Contribution Totals	10
Development Activity by Donor Type	11
Alumni Participation by Constituency	12

*All Campaign totals represented are from July 1, 2000 through the end of the preceeding calendar month. Please note that grant revenue totals in Campaign Reports may contain clinical trials. Fundraising totals from all affiliated non-profit organizations are also included in UW Campaign totals.

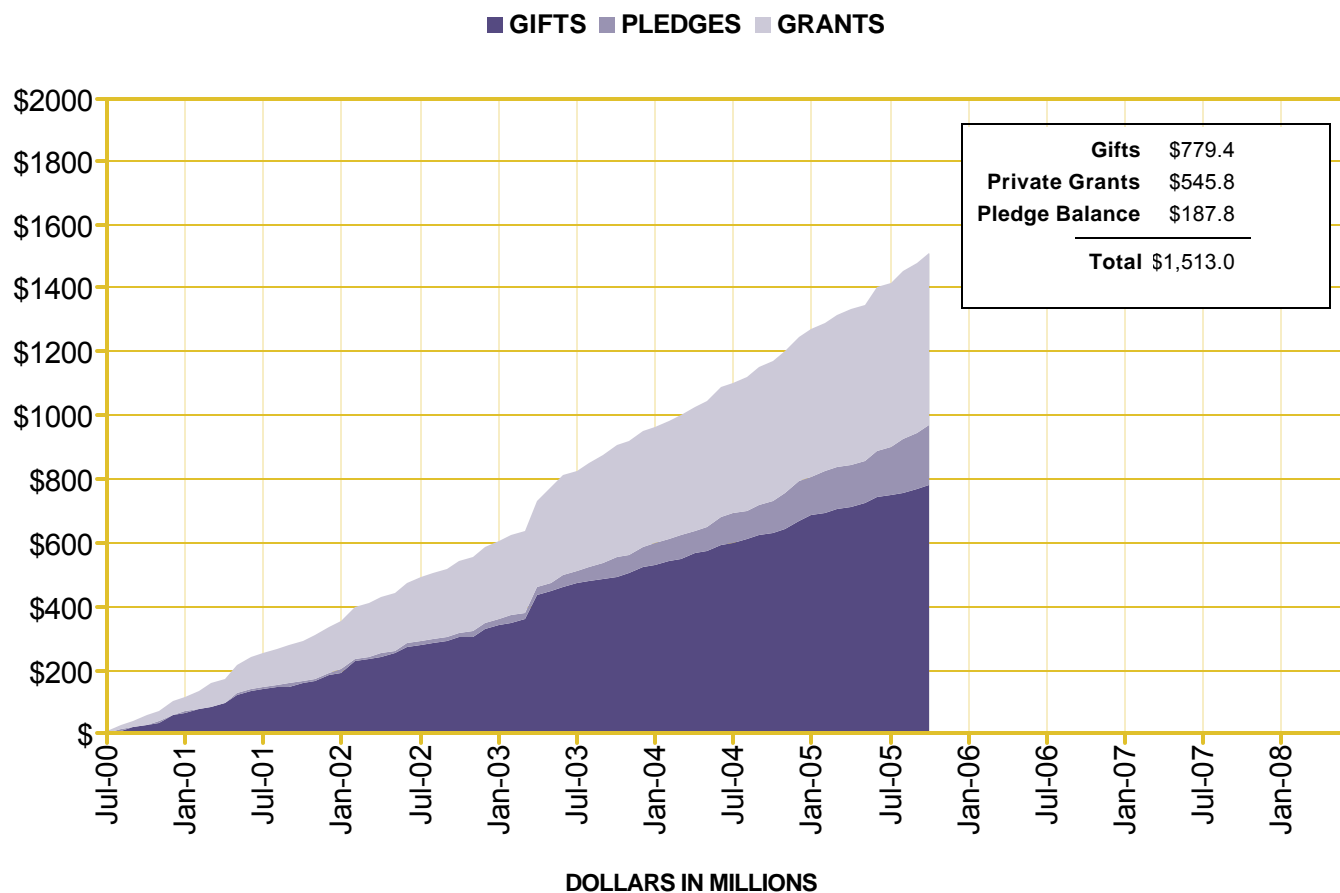
Annual reporting is July 1, 2005 through the end of the preceeding calendar month.

Job Number: 67910
October 2005

Table of Contents



CAMPAIGN PROGRESS SINCE JULY 1, 2000




Source: UW Office of Development

Summarizes Total Private Voluntary Support since July 1, 2000. Testamentary Commitments included in Pledge Balance total. All dollar totals in millions.

Job Number: 67910
October 2005

Fundraising Progress Since July 1, 2000



CAMPAIGN PROGRESS BY GIVING LEVEL

DOLLARS RAISED							
Gifts, Pledges & Grants							
Giving Level *	Alumni	Non Alumni	Family Fndns.	Corporations	Foundations	Other Orgs.	Total
\$100M+	\$0	\$32,720	\$143,018,474	\$0	\$0	\$0	\$143,051,194
\$50M - \$99,999,999	\$0	\$0	\$0	\$0	\$0	\$0	\$0
\$10M - \$49,999,999	\$27,803,205	\$58,589,542	\$20,512,500	\$39,262,516	\$65,516,456	\$10,984,703	\$222,668,922
\$5M - \$9,999,999	\$17,057,424	\$5,111,250	\$0	\$50,957,891	\$42,345,432	\$53,290,916	\$168,762,912
\$1M - \$4,999,999	\$85,188,017	\$49,745,593	\$25,490,188	\$108,300,103	\$99,940,817	\$66,453,377	\$435,118,095
\$100,000 - \$999,999	\$73,411,690	\$58,474,895	\$21,694,242	\$102,242,378	\$51,904,537	\$51,123,005	\$358,850,748
\$25,000 - \$99,999	\$19,114,733	\$14,632,441	\$2,862,486	\$25,683,222	\$6,877,228	\$8,298,499	\$77,468,610
\$10,000 - \$24,999	\$12,845,338	\$9,543,769	\$836,300	\$8,215,468	\$1,260,489	\$2,167,158	\$34,868,522
\$5,000 - \$9,999	\$9,550,406	\$7,224,233	\$260,343	\$4,237,082	\$530,268	\$584,701	\$22,387,034
\$2,000 - \$4,999	\$8,744,067	\$6,931,112	\$81,658	\$2,950,916	\$244,520	\$409,397	\$19,361,669
\$1,000 - \$1,999	\$4,653,171	\$3,803,000	\$22,676	\$1,266,550	\$74,741	\$166,505	\$9,986,644
\$500 - \$999	\$4,149,164	\$3,185,307	\$4,710	\$610,022	\$27,380	\$81,437	\$8,058,020
\$250 - \$499	\$2,926,869	\$2,028,533	\$1,300	\$272,160	\$7,877	\$39,071	\$5,275,810
\$100 - \$249	\$2,688,664	\$1,782,983	\$2,023	\$251,379	\$8,567	\$27,243	\$4,760,858
\$1 - \$99	\$1,304,440	\$1,031,172	\$189	\$64,703	\$938	\$9,054	\$2,410,496
Total	\$269,437,188	\$222,116,551	\$214,787,089	\$344,314,390	\$268,739,251	\$193,635,065	\$1,513,029,535
DONOR COUNTS							
Giving Level	Alumni	Non Alumni	Family Fndns.	Corporations	Foundations	Other Orgs.	Total
\$100M+	0	2	1	0	0	0	3
\$50M - \$99,999,999	0	0	0	0	0	0	0
\$10M - \$49,999,999	8	6	2	3	4	1	24
\$5M - \$9,999,999	4	5	0	7	6	7	29
\$1M - \$4,999,999	81	77	13	51	43	36	301
\$100,000 - \$999,999	425	460	68	387	159	165	1,664
\$25,000 - \$99,999	774	723	65	566	140	169	2,437
\$10,000 - \$24,999	1,552	1,452	54	616	87	143	3,904
\$5,000 - \$9,999	2,486	2,199	44	720	88	95	5,632
\$2,000 - \$4,999	4,683	4,452	29	1,129	84	148	10,525
\$1,000 - \$1,999	5,459	5,431	20	1,153	62	146	12,271
\$500 - \$999	8,926	8,361	10	1,126	44	138	18,605
\$250 - \$499	11,017	9,278	4	955	26	126	21,406
\$100 - \$249	21,966	17,726	14	1,957	59	214	41,936
\$1 - \$99	35,325	34,701	4	1,662	18	261	71,971
Total	92,706	84,873	328	10,332	820	1,649	190,708


Source: UW Office of Development & Alumni Relations

This report shows the count of distinct donors and campaign total by giving level and donor type since July 1, 2000.

**"Giving Level" is determined by summing all gift record types (including grants)



CAMPAIGN PROGRESS BY PYRAMID, SINCE JULY 1, 2000



190,708 **Donor Count**

Campaign Total: \$1,513,029,535

***Campaign Working Goal: \$2,000,000,000**


Percent Complete: 75.7%

Source: UW Office of Development

The counts of distinct donors and fundraising totals by giving level are shown.

*Unit campaign goals are still being finalized.

Pyramid Levels are determined by summing all gift record types(including grants)



UW FOUNDATION
REPORT OF CONTRIBUTIONS - OCTOBER 2005

CAMPAIGN PROGRESS BY CONSTITUENCY


	GIFTS	Irrevocable Deferred Gifts		¹ PLEDGES	Testamentary Commitments		² GRANTS	Campaign - Private Voluntary Support		
		Donor Value	Discount Value		Donor Value	Discount Value		TOTAL	³ Working Goal	% of Goal
UW Medicine	\$225,708,967	\$10,047,291	\$5,478,796	\$21,056,306	\$18,014,853	\$4,609,150	\$273,424,670	\$548,252,086	\$1,000,000,000	54.8%
Architecture	\$6,049,865	\$2,244,117	\$658,000	\$1,513,612	\$1,000,000	\$783,526	\$1,531,925	\$12,339,519	\$19,000,000	64.9%
Arts and Sciences	\$80,852,899	\$5,151,297	\$3,251,487	\$10,538,896	\$17,474,000	\$8,644,214	\$58,226,209	\$172,243,301	\$240,000,000	71.8%
Broadcast Services	\$35,172,020	\$0	\$0	\$15,911	\$0	\$0	\$0	\$35,187,931	N/A	N/A
Business School	\$45,667,702	\$781,794	\$554,584	\$29,406,808	\$3,000,271	\$2,035,446	\$225,800	\$79,082,375	\$226,000,000	35.0%
Dentistry	\$6,319,481	\$20,000	\$19,279	\$807,638	\$675,000	\$378,427	\$3,521,259	\$11,343,378	\$15,000,000	75.6%
Education	\$8,322,926	\$28,552	\$10,686	\$3,909,343	\$0	\$0	\$11,949,359	\$24,210,180	\$23,000,000	105.3%
Engineering	\$107,846,624	\$1,568,700	\$842,567	\$12,579,748	\$4,970,011	\$2,220,981	\$58,935,160	\$185,900,243	\$250,000,000	74.4%
Evans Schl. of Pub. Affairs	\$8,828,744	\$57,994	\$69,964	\$477,396	\$500,000	\$265,793	\$33,093,547	\$42,957,682	\$40,000,000	107.4%
Forest Resources	\$6,447,857	\$646,572	\$516,844	\$1,571,757	\$2,500,000	\$1,266,903	\$2,907,554	\$14,073,740	\$17,700,000	79.5%
Friday Harbor Labs	\$5,558,188	\$153,242	\$78,775	\$368,638	\$3,145,000	\$2,206,577	\$775,938	\$10,001,006	\$12,000,000	83.3%
Information School	\$2,441,352	\$0	\$0	\$122,054	\$100,000	\$64,666	\$875,683	\$3,539,089	\$5,000,000	70.8%
Intercollegiate Athletics	\$75,106,304	\$246,570	\$166,700	\$5,399,699	\$25,000	\$10,388	\$0	\$80,777,573	\$110,000,000	73.4%
Law	\$23,349,171	\$2,026	\$2,026	\$2,093,692	\$0	\$0	\$958,642	\$26,403,531	\$70,000,000	37.7%
Libraries	\$4,689,367	\$442,146	\$351,456	\$57,147	\$772,000	\$379,527	\$417,326	\$6,377,985	\$9,000,000	70.9%
Nursing	\$7,553,387	\$275,000	\$205,182	\$978,921	\$2,200,000	\$1,214,817	\$7,148,034	\$18,155,342	\$24,000,000	75.6%
Ocean and Fisheries	\$11,102,419	\$562,500	\$314,233	\$117,665	\$0	\$0	\$16,452,433	\$28,235,017	\$34,000,000	83.0%
Pharmacy	\$6,960,441	\$0	\$0	\$577,167	\$0	\$0	\$4,113,926	\$11,651,534	\$10,260,000	113.6%
President's Funds	\$4,902,795	\$622,974	\$476,949	\$522,120	\$2,750,000	\$1,353,977	\$0	\$8,797,889	N/A	N/A
Public Health	\$13,049,545	\$50,259	\$33,185	\$751,688	\$0	\$0	\$54,057,012	\$67,908,504	\$90,000,000	75.5%
Scholar. & Student Progs.	\$22,428,322	\$321,293	\$214,169	\$4,582,383	\$1,000,000	\$530,038	\$691,327	\$29,023,326	\$40,000,000	72.6%
Social Work	\$1,712,994	\$165,797	\$33,243	\$117,073	\$0	\$0	\$4,739,485	\$6,735,349	\$10,000,000	67.4%
University Press	\$1,583,485	\$83,788	\$62,116	\$35,407	\$1,300,000	\$1,421,362	\$0	\$3,002,679	\$3,000,000	100.1%
University Support	\$26,526,339	\$1,510,063	\$757,793	\$6,870,487	\$11,250,000	\$4,841,000	\$11,082,266	\$57,239,155	N/A	N/A
UW Bothell	\$2,013,359	\$0	\$0	\$235,628	\$0	\$0	\$650,500	\$2,899,487	\$5,700,000	50.9%
UW Tacoma	\$14,011,663	\$195,000	\$173,651	\$9,490,271	\$2,925,000	\$1,657,696	\$69,700	\$26,691,634	\$30,000,000	89.0%
All UW Total	\$754,206,217	\$25,176,974	\$14,271,685	\$114,197,454	\$73,601,135	\$33,884,488	\$545,847,754	\$1,513,029,535	\$2,000,000,000	75.7%

Source: UW Office of Development

Fundraising progress toward campaign working goals by constituency area (school/college/program). Campaign total is the sum of gifts, grants, active pledges and donor values of irrevocable deferred gifts and testamentary commitments. "N/A" is not applicable. 1 - "Pledges" are those in active status only. 2 - "Grants" are private grants only. 3 - Unit campaign working goals are still being finalized.

Job Number: 67910
October 2005

Campaign Progress by Constituency - Since July 2000



CAMPAIGN FUNDING THEME PROGRESS - JULY 2000 - PRESENT

THEME	CURRENT USE	ENDOWMENT	TOTAL
Student Support	\$71,797,999	\$100,374,096	\$172,172,095
Faculty Support	\$71,088,445	\$98,130,857	\$169,219,302
Program Support for Faculty and Students	\$674,784,643	\$77,438,321	\$752,222,964
Capital	\$254,101,872	\$2,178,269	\$256,280,140
Unrestricted	\$134,591,008	\$28,544,026	\$163,135,034
Total	\$1,206,363,967	\$306,665,568	\$1,513,029,535
Goal	\$1,600,000,000	\$400,000,000	\$2,000,000,000
% to Goal	75.4%	76.7%	75.7%

Source: UW Office of Development

This report shows contribution totals by campaign theme/priority since July 1, 2000.

Job Number: 67910
October 2005

Campaign Theme Progress



DEVELOPMENT SUMMARY - TOTAL PRIVATE VOLUNTARY SUPPORT

AREA	YEAR TO DATE DONOR VALUES		
	GIFTS	PRIVATE GRANTS	TOTAL
UW Seattle			
UW Medicine	\$5,859,579	\$15,759,711	\$21,619,291
Architecture	\$2,145,883	\$9,150	\$2,155,033
Arts and Sciences	\$4,468,660	\$2,890,023	\$7,358,683
Broadcast Services	\$1,929,978		\$1,929,978
Business School	\$1,981,219	\$25,000	\$2,006,219
Dentistry	\$603,837	\$15,000	\$618,837
Education	\$563,718	\$295,100	\$858,818
Engineering	\$3,978,329	\$6,989,323	\$10,967,653
Evans Schl. of Pub. Affairs	\$129,751	\$1,937,642	\$2,067,393
Forest Resources	\$404,241	\$105,536	\$509,777
Graduate School	\$1,554,357	\$71,308	\$1,625,665
Information School	\$88,677	\$38,736	\$127,413
Intercollegiate Athletics	\$2,079,467		\$2,079,467
Law	\$737,033	\$20,698	\$757,731
Libraries	\$508,619	\$7,000	\$515,619
Nursing	\$698,531	\$542,909	\$1,241,440
Ocean and Fisheries	\$1,479,134	\$646,654	\$2,125,788
Pharmacy	\$305,775	\$104,673	\$410,448
President's Funds	\$139,851		\$139,851
Public Health	\$479,895	\$2,951,735	\$3,431,630
Scholar. & Student Progs.	\$1,540,155	\$66,456	\$1,606,611
Social Work	\$180,958	\$64,963	\$245,921
UW Alumni Association	\$288,601		\$288,601
University Press	\$159,695		\$159,695
University Support	\$3,410,217	\$79,635	\$3,489,852
Washington Tech. Center			
UW Bothell	\$31,708	\$600,000	\$631,708
UW Tacoma	\$261,664		\$261,664
All UW Total	\$36,009,548	\$33,221,253	\$69,230,801


Source: UW Office of Development

Contribution totals for the major Development areas of the University are shown.

Job Number: 67910

October 2005

Development Area Summary - Total Private Voluntary Support



DEVELOPMENT SUMMARY - GIFTS AND PRIVATE GRANTS

AREA	CURRENT MONTH		YEAR TO DATE		PRIOR YEAR TO DATE		PRIOR FISCAL YEAR	
	Donors	Value	Donors	Value	Donors	Value	Donors	Value
UW Seattle								
UW Medicine	3,957	\$4,155,476	6,185	\$21,619,291	5,268	\$24,654,405	18,807	\$89,363,526
Architecture	75	\$2,017,131	162	\$2,155,033	171	\$80,036	1,125	\$900,689
Arts and Sciences	2,066	\$1,453,627	4,991	\$7,358,683	5,194	\$8,846,099	15,435	\$25,765,062
Broadcast Services	939	\$445,925	1,549	\$1,929,978	1,127	\$1,765,002	3,217	\$8,301,726
Business School	739	\$809,873	1,642	\$2,006,219	1,505	\$3,118,829	4,296	\$12,344,544
Dentistry	240	\$524,806	398	\$618,837	417	\$536,465	1,270	\$1,418,395
Education	369	\$88,926	564	\$858,818	574	\$2,771,846	1,475	\$7,555,540
Engineering	794	\$3,221,671	1,467	\$10,967,653	1,315	\$7,694,565	4,024	\$31,841,841
Evans Schl. of Pub. Affairs	56	\$1,227,432	161	\$2,067,393	327	\$5,818,982	721	\$9,948,313
Forest Resources	65	\$48,814	237	\$509,777	257	\$677,276	1,023	\$2,002,612
Graduate School	68	\$676,843	135	\$1,625,665	77	\$1,044,835	535	\$4,065,408
Information School	108	\$32,890	274	\$127,413	266	\$125,006	569	\$400,100
Intercollegiate Athletics	270	\$460,806	2,114	\$2,079,467	1,594	\$1,811,871	23,274	\$15,865,980
Law	61	\$33,186	265	\$757,731	210	\$593,841	1,728	\$1,831,593
Libraries	161	\$31,855	471	\$515,619	448	\$150,233	4,105	\$1,030,319
Nursing	153	\$311,293	382	\$1,241,440	389	\$749,564	1,627	\$2,439,883
Ocean and Fisheries	85	\$284,453	173	\$2,125,788	104	\$2,061,057	679	\$9,870,610
Pharmacy	136	\$161,238	281	\$410,448	223	\$1,051,689	1,031	\$3,133,622
President's Funds	142	\$19,483	487	\$139,851	459	\$182,162	2,237	\$693,593
Public Health	93	\$1,183,952	213	\$3,431,630	188	\$2,662,799	639	\$10,248,558
Scholar. & Student Progs.	442	\$775,061	1,003	\$1,606,611	1,340	\$1,194,753	3,358	\$5,087,417
Social Work	40	\$22,084	148	\$245,921	121	\$603,296	788	\$1,456,040
UW Alumni Association	1,600	\$79,996	5,810	\$288,601	5,748	\$267,054	20,482	\$1,034,131
University Press	25	\$42,620	204	\$159,695	119	\$82,681	357	\$465,799
University Support	137	\$1,990,853	444	\$3,489,852	479	\$4,019,662	2,202	\$9,634,062
Washington Tech. Center								
UW Bothell	25	\$3,299	95	\$631,708	87	\$15,068	520	\$286,256
UW Tacoma	95	\$193,987	218	\$261,664	115	\$97,306	650	\$3,786,663
All UW Unique Total	12,226	\$20,297,595	27,486	\$69,230,801	25,706	\$72,676,395	95,227	\$260,772,296


Source: UW Office of Development

The number of donors and contribution totals for the major Development areas of the University are shown.
Dollar values are based on donor values.

Job Number: 67910

October 2005

Development Area Summary - Gifts and Private Grants



DEVELOPMENT SUMMARY - GIFTS

AREA	CURRENT MONTH		YEAR TO DATE		PRIOR YEAR TO DATE		PRIOR FISCAL YEAR	
	Donors	Value	Donors	Value	Donors	Value	Donors	Value
UW Seattle								
UW Medicine	3,887	\$1,124,583	6,025	\$5,859,579	5,120	\$10,611,240	18,519	\$38,381,050
Architecture	75	\$2,017,131	160	\$2,145,883	170	\$77,536	1,123	\$518,323
Arts and Sciences	2,057	\$876,747	4,960	\$4,468,660	5,158	\$6,375,090	15,367	\$18,075,018
Broadcast Services	939	\$445,925	1,549	\$1,929,978	1,127	\$1,765,002	3,217	\$8,301,726
Business School	739	\$809,873	1,641	\$1,981,219	1,504	\$3,078,629	4,295	\$12,293,744
Dentistry	239	\$514,806	396	\$603,837	415	\$456,260	1,265	\$1,207,976
Education	368	\$53,826	562	\$563,718	569	\$871,049	1,468	\$1,809,231
Engineering	778	\$1,263,200	1,439	\$3,978,329	1,289	\$5,251,758	3,953	\$20,659,919
Evans Schl. of Pub. Affairs	50	\$74,388	151	\$129,751	315	\$189,956	699	\$544,233
Forest Resources	65	\$48,814	234	\$404,241	253	\$541,169	1,015	\$1,434,077
Graduate School	68	\$676,843	134	\$1,554,357	73	\$296,540	529	\$1,760,644
Information School	107	\$22,890	270	\$88,677	264	\$95,731	568	\$327,830
Intercollegiate Athletics	270	\$460,806	2,114	\$2,079,467	1,594	\$1,811,871	23,274	\$15,865,980
Law	61	\$33,186	264	\$737,033	208	\$568,841	1,725	\$1,686,596
Libraries	160	\$24,855	470	\$508,619	448	\$150,233	4,105	\$1,030,319
Nursing	150	\$24,422	371	\$698,531	380	\$352,061	1,616	\$1,569,608
Ocean and Fisheries	77	\$36,928	156	\$1,479,134	94	\$1,398,926	654	\$2,060,947
Pharmacy	136	\$161,238	279	\$305,775	221	\$961,087	1,024	\$2,155,260
President's Funds	142	\$19,483	487	\$139,851	459	\$182,162	2,237	\$693,593
Public Health	88	\$13,906	195	\$479,895	170	\$369,751	596	\$951,832
Scholar. & Student Progs.	441	\$709,105	1,001	\$1,540,155	1,340	\$1,194,753	3,357	\$4,964,114
Social Work	40	\$22,084	146	\$180,958	115	\$261,531	775	\$578,123
UW Alumni Association	1,600	\$79,996	5,810	\$288,601	5,748	\$267,054	20,482	\$1,034,131
University Press	25	\$42,620	204	\$159,695	119	\$82,681	357	\$465,799
University Support	137	\$1,990,853	442	\$3,410,217	479	\$4,019,662	2,199	\$9,529,319
Washington Tech. Center								
UW Bothell	25	\$3,299	94	\$31,708	87	\$15,068	520	\$286,256
UW Tacoma	95	\$193,987	218	\$261,664	115	\$97,306	649	\$3,784,263
All UW Unique Total	12,118	\$11,745,809	27,235	\$36,009,548	25,461	\$41,342,960	94,742	\$151,969,925

Source: UW Office of Development

The number of donors and contribution totals (gifts only) for the major Development areas of the University are shown.
Dollar values are based on donor values.

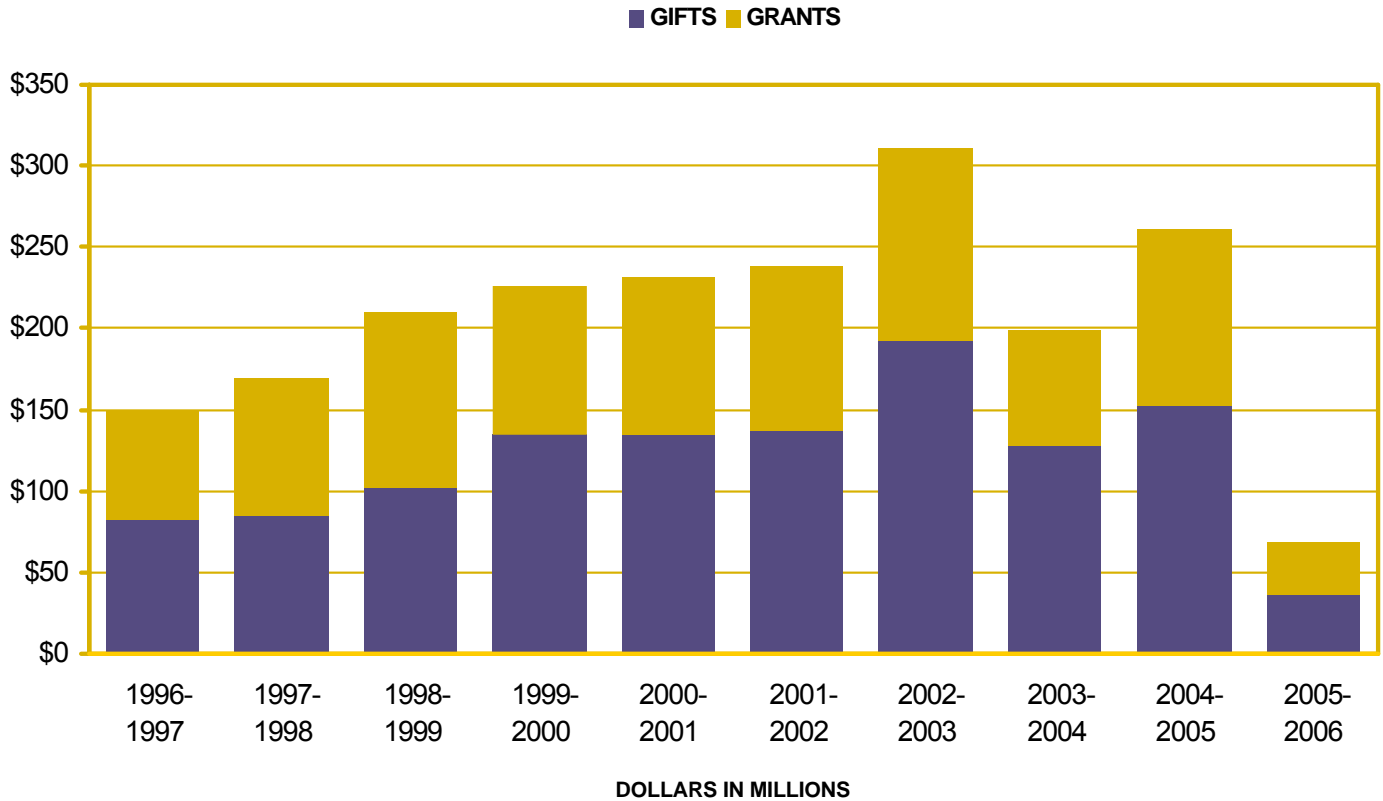
Job Number: 67910

October 2005

Development Area Summary - Gifts



COMPLETE FISCAL YEAR COMPARISON OF TOTAL CONTRIBUTIONS RECEIVED



FISCAL YEAR	GIFTS	GRANTS	TOTAL CONTRIBUTIONS
2005- 2006	\$36,009,548	\$33,221,253	\$69,230,801
2004- 2005	\$151,969,925	\$108,802,371	\$260,772,296
2003- 2004	\$128,174,367	\$71,603,323	\$199,777,690
2002- 2003	\$192,573,183	\$118,677,722	\$311,250,905
2001- 2002	\$137,959,340	\$100,820,547	\$238,779,887
2000- 2001	\$134,805,190	\$97,112,979	\$231,918,169
1999- 2000	\$134,037,997	\$91,536,165	\$225,574,162
1998- 1999	\$102,925,077	\$107,619,586	\$210,544,663
1997- 1998	\$84,718,016	\$85,276,615	\$169,994,631
1996- 1997	\$81,892,963	\$67,425,874	\$149,318,837


Source: UW Office of Development

This graph compares the current fiscal year's contribution totals to each of the previous nine fiscal year's contribution totals.

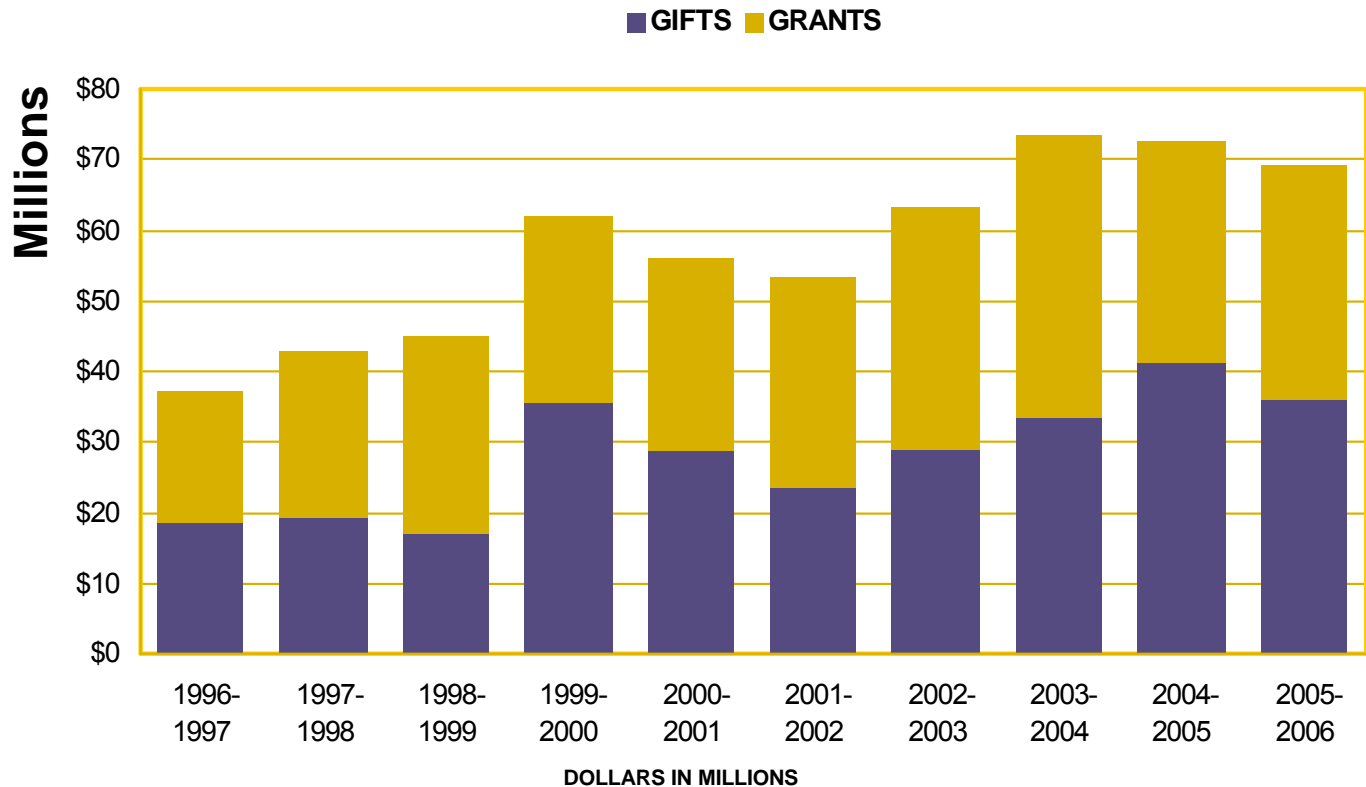
Job Number: 67910

October 2005

Fiscal Year Totals Graph




YEAR TO DATE CONTRIBUTION TOTALS



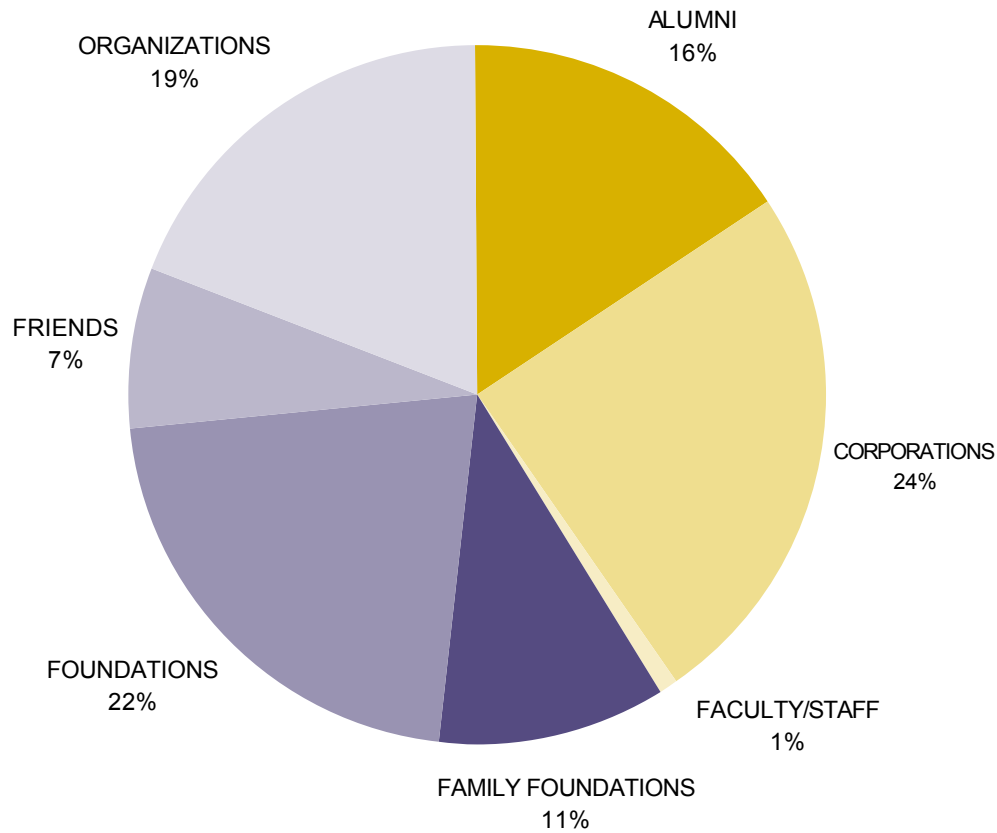
FISCAL YEAR	GIFTS	GRANTS	TOTAL CONTRIBUTIONS
2005- 2006	\$36,009,548	\$33,221,253	\$69,230,801
2004- 2005	\$41,342,960	\$31,333,435	\$72,676,395
2003- 2004	\$33,364,731	\$40,123,767	\$73,488,498
2002- 2003	\$28,948,199	\$34,187,741	\$63,135,940
2001- 2002	\$23,646,905	\$29,726,587	\$53,373,492
2000- 2001	\$28,936,585	\$27,192,951	\$56,129,536
1999- 2000	\$35,619,963	\$26,419,272	\$62,039,235
1998- 1999	\$16,962,188	\$27,901,031	\$44,863,219
1997- 1998	\$19,369,715	\$23,399,038	\$42,768,753
1996- 1997	\$18,525,157	\$18,805,052	\$37,330,209

Source: UW Office of Development

This graph compares the current fiscal year's contribution totals to each of the previous nine fiscal year's contribution totals.



DEVELOPMENT ACTIVITY BY DONOR TYPE IN CURRENT FISCAL YEAR




DONOR TYPE	YEAR TO DATE		PRIOR YEAR TO DATE		PRIOR FISCAL YEAR	
	Donors	Value	Donors	Value	Donors	Value
Alumni	15,266	\$11,003,350	14,659	\$11,683,956	49,405	\$45,066,817
Corporations	1,029	\$16,880,987	1,005	\$15,100,653	3,775	\$61,273,024
Faculty/Staff	1,819	\$549,094	1,810	\$762,015	3,656	\$4,572,200
Family Foundations	69	\$7,407,837	61	\$9,033,710	176	\$20,706,692
Foundations	207	\$14,984,957	164	\$16,508,278	398	\$60,401,770
Friends	8,953	\$5,144,837	7,808	\$5,836,588	37,430	\$28,361,472
Organizations	198	\$13,259,738	208	\$13,751,197	553	\$40,390,320

Source: UW Office of Development

This graph shows the sources of contributions for the current year to date. Dollar values are based on donor value.

Job Number: 67910
October 2005

Development Activity by Donor Type in Current Fiscal Year Chart




ALUMNI PARTICIPATION BY CONSTITUENCY

AREA	CURRENT FISCAL YEAR TO DATE			PREVIOUS FISCAL YEAR TO DATE			
	Solicitable	Donors	Partic. Rate	Solicitable	Donors	Partic. Rate	Final %
UW Seattle							
UW Medicine	16,049	978	6.1%	15,842	887	5.6%	21.5%
Architecture	7,393	309	4.2%	7,192	298	4.1%	18.5%
Arts and Sciences	126,129	6,522	5.2%	121,216	6,439	5.3%	16.7%
Business School	34,923	2,549	7.3%	34,015	2,381	7.0%	22.4%
Dentistry	4,388	406	9.3%	4,301	389	9.0%	29.0%
Education	18,434	1,096	5.9%	18,677	1,010	5.4%	20.0%
Engineering	30,120	1,691	5.6%	29,399	1,566	5.3%	17.0%
Evans Schl. Of Pub. Affairs	1,964	137	7.0%	1,872	119	6.4%	24.4%
Forest Resources	4,446	193	4.3%	4,382	211	4.8%	17.7%
Interdisc. Grad. Programs	1,296	69	5.3%	1,161	64	5.5%	20.3%
Interschool Programs	286	18	6.3%	241	16	6.6%	17.4%
Information School	3,976	381	9.6%	3,786	346	9.1%	22.7%
Law	7,320	391	5.3%	7,070	349	4.9%	24.8%
School Of Nursing	8,181	550	6.7%	7,976	583	7.3%	24.5%
Ocean & Fisheries	3,642	165	4.5%	3,560	143	4.0%	18.7%
Pharmacy	3,255	236	7.3%	3,147	208	6.6%	30.4%
Public Health	3,766	227	6.0%	3,139	212	6.8%	22.7%
Social Work	5,804	283	4.9%	5,707	252	4.4%	17.4%
Undergrad. Interdisc. Programs	119	3	2.5%	67	3	4.5%	17.9%
UW Bothell	4,324	171	4.0%	3,580	143	4.0%	13.7%
UW Tacoma	4,892	168	3.4%	4,016	131	3.3%	13.2%
Unspecified	11,097	748	6.7%	11,614	766	6.6%	24.0%
All UW Total	276,793	15,266	5.5%	267,179	14,659	5.5%	18.5%

Source: UW Office of Development

Job Number: 67910
October 2005

Alumni Participation



UW FOUNDATION REPORT OF CONTRIBUTIONS · NOVEMBER 2005

NOTES AS OF NOVEMBER 30, 2005

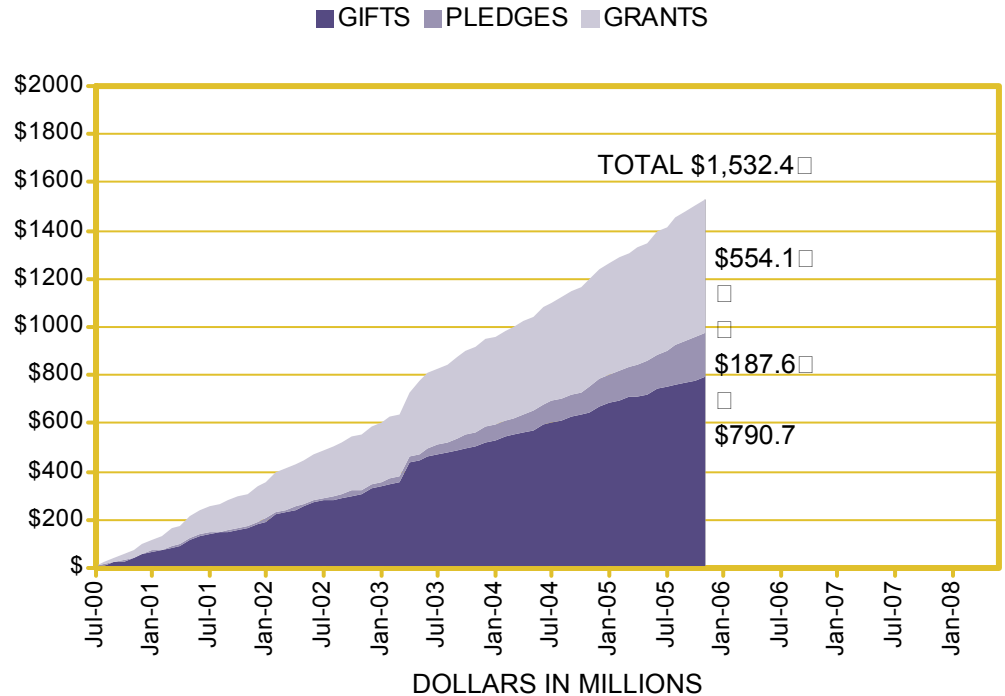
DATA POINTS

\$1,532,413,777 has been raised toward our campaign goal of \$2 billion.

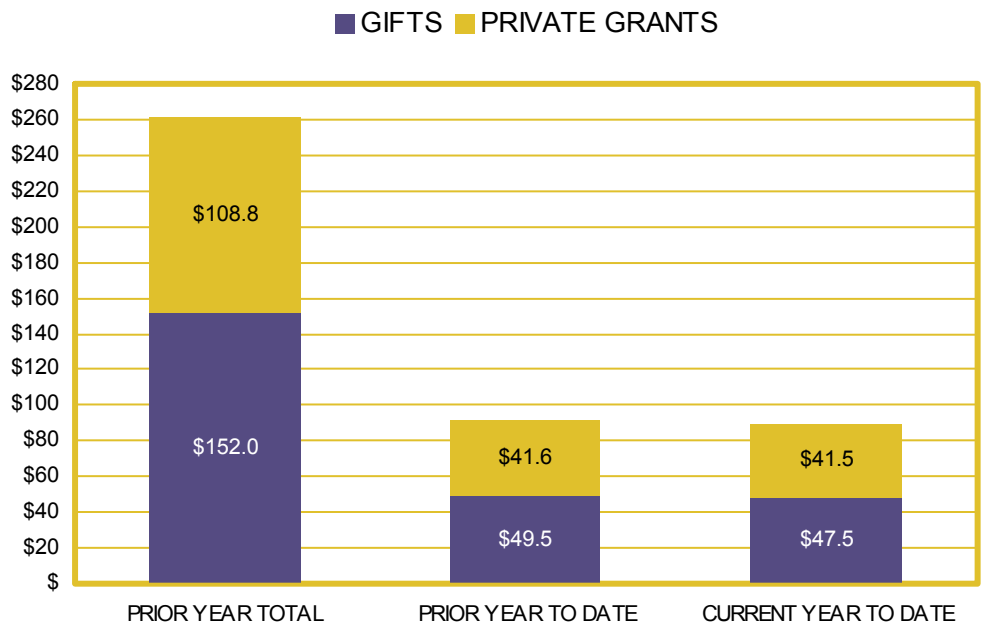
The UW received \$19.7 million in total private voluntary support (\$11.4 million in gifts and \$8.2 in grants) in November.

Areas including Architecture, Dentistry, Engineering, Forest Resources, Information School, Intercollegiate Athletics, Law, Libraries, Nursing, Public Health, UW Bothell and UW Tacoma are ahead of last year's year-to-date totals.

FUNDRAISING PROGRESS SINCE JULY 1, 2000



CURRENT GIFT AND PRIVATE GRANT TOTALS



NOVEMBER 2005 GIFTS AND IMPACT

Selected gifts representing private support for one of the University of Washington's key fundraising priorities -- student, faculty, program and facility support.

Dr. Richard A. and Glenda Cable - \$20,000 to the Business School

- Richard and Glenda Cable have pledged \$100,000 to create the Richard Cable and Glenda Swain Cable Scholarship Endowment, to support students with a demonstrated financial need who have been admitted to the Business School Freshman Admission Program.
- The Freshman Admission Program at the Business School allows students to enroll immediately out of high school, prior to completion of university-level prerequisites. Admission is offered to students with exceptionally competitive academic records, including high school GPA and SAT or ACT scores.
- Dr. Cable, who received his Business degree from the University of Washington in 1972, is CEO of Swain's General Store in Port Angeles.

W. Richard and Mary Ellen Denman - \$1,001,590 to the College of Forest Resources

- This gift to create the Denman Chair in Bio-Resource Science and Engineering will support faculty focused on research and education related to sustainable products and sources of energy. Current research includes methods of converting forest thinnings to ethanol and creating fossil fuel equivalents as a byproduct of the paper-making process.
- The gift received a \$500,000 match from the UW Matching Initiative.
- The Denmans are longtime supporters of the College, having already established the Denman Professorship in Pulp and Paper Science, the Denman Professorship in Sustainable Resource Sciences, and the Denman Endowment for Student Excellence in Forest Resources.

Norman J. Johnston and L. Jane Hastings - \$10,000 to the College of Architecture and Urban Planning

- College of Architecture and Urban Planning Emeritus Professor Norman Johnston established the L. Jane Hastings Endowed Scholarship through the University's Faculty Staff Retiree Campaign in honor of his wife.
- The scholarship will provide financial assistance to undergraduate and graduate students in the Department of Architecture, with an emphasis on female students.
- Professor Johnston was inspired to create the endowment after retired UW librarian Betty Wagner established a scholarship in his name through the FSR campaign.
- The faculty staff retiree campaign allows current and retired faculty and staff to create a named endowment (with a minimum contribution of \$5,000) that the University will match 1:1.
- L. Jane Hastings, a 1952 honors graduate of the Department of Architecture, is an award-winning Seattle architect and a Fellow of the American Institute of Architects.





REPORT OF CONTRIBUTIONS

November 2005

CAMPAIGN UW: CREATING FUTURES

Report prepared by: Office of Development and Alumni Relations
Advancement Services, Information Management

12/7/2005 4:34 PM

TABLE OF CONTENTS

Campaign Progress to Date*	1
Campaign Progress by Giving Level*	2
Campaign Progress Pyramid*	3
Campaign Progress by Constituency*	4
Campaign Theme Progress*	5
Development Area Summary - Total Private Voluntary Support	6
Development Area Summary - Gifts and Private Grants	7
Development Area Summary - Gifts	8
Complete Fiscal Year Comparison	9
Year to Date Contribution Totals	10
Development Activity by Donor Type	11
Alumni Participation by Constituency	12

*All Campaign totals represented are from July 1, 2000 through the end of the preceeding calendar month. Please note that grant revenue totals in Campaign Reports may contain clinical trials. Fundraising totals from all affiliated non-profit organizations are also included in UW Campaign totals.

The UW Campaign Executive Committee developed the counting policy for Campaign reports, based on Council for Advancement and Support of Education (CASE) campaign counting standards.

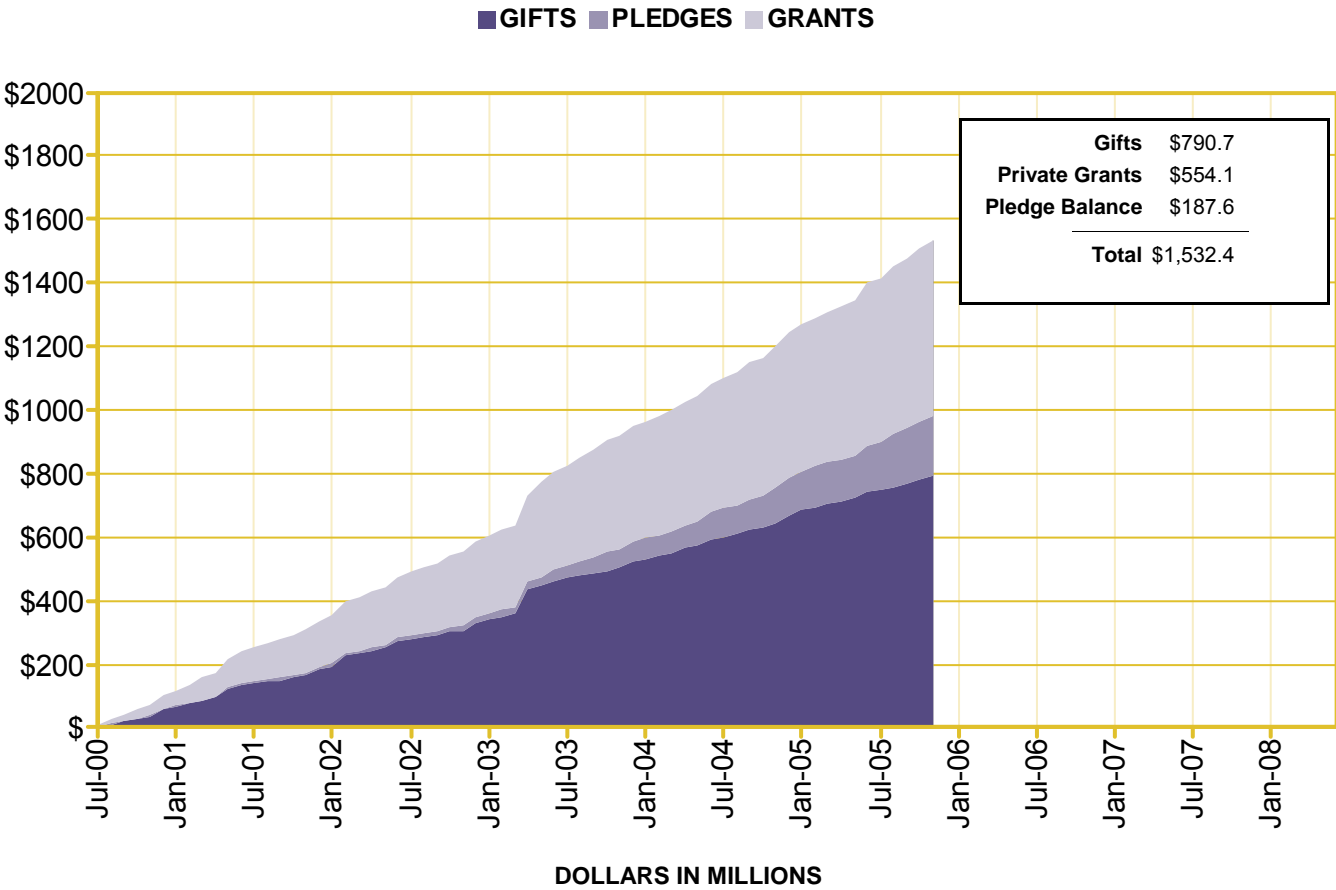
Annual reporting is July 1, 2005 through the end of the preceeding calendar month.

Job Number: 68259
November 2005

Table of Contents



CAMPAIGN PROGRESS SINCE JULY 1, 2000



Source: UW Office of Development

Summarizes Total Private Voluntary Support since July 1, 2000. Testamentary Commitments included in Pledge Balance total. All dollar totals in millions.



CAMPAIGN PROGRESS BY GIVING LEVEL

DOLLARS RAISED							
Gifts, Pledges & Grants							
Giving Level *	Alumni	Non Alumni	Family Fndns.	Corporations	Foundations	Other Orgs.	Total
\$100M+	\$0	\$32,720	\$143,018,474	\$0	\$0	\$0	\$143,051,194
\$50M - \$99,999,999	\$0	\$0	\$0	\$0	\$0	\$0	\$0
\$10M - \$49,999,999	\$27,805,205	\$58,723,331	\$20,512,500	\$50,648,615	\$66,795,556	\$11,063,973	\$235,549,180
\$5M - \$9,999,999	\$17,057,424	\$5,111,250	\$0	\$41,191,702	\$48,111,595	\$53,680,279	\$165,152,250
\$1M - \$4,999,999	\$87,243,079	\$49,746,867	\$24,365,188	\$112,099,884	\$95,388,694	\$68,957,056	\$437,800,767
\$100,000 - \$999,999	\$75,349,139	\$59,604,336	\$22,762,742	\$102,350,068	\$52,298,653	\$51,614,674	\$363,979,611
\$25,000 - \$99,999	\$19,499,036	\$14,724,001	\$2,895,236	\$25,926,593	\$6,928,681	\$8,570,549	\$78,544,096
\$10,000 - \$24,999	\$13,075,590	\$9,750,783	\$832,500	\$8,271,703	\$1,278,389	\$2,166,937	\$35,375,902
\$5,000 - \$9,999	\$9,632,293	\$7,288,739	\$271,043	\$4,271,277	\$530,078	\$604,746	\$22,598,175
\$2,000 - \$4,999	\$8,786,385	\$6,968,554	\$84,508	\$2,968,657	\$250,690	\$413,402	\$19,472,195
\$1,000 - \$1,999	\$4,751,012	\$3,823,384	\$21,676	\$1,269,023	\$74,841	\$173,180	\$10,113,116
\$500 - \$999	\$4,228,154	\$3,236,904	\$4,710	\$616,815	\$27,410	\$80,977	\$8,194,971
\$250 - \$499	\$2,970,003	\$2,048,458	\$1,300	\$274,721	\$7,407	\$39,622	\$5,341,512
\$100 - \$249	\$2,723,526	\$1,796,716	\$2,115	\$253,233	\$8,567	\$27,498	\$4,811,654
\$1 - \$99	\$1,317,599	\$1,036,401	\$189	\$64,919	\$968	\$9,079	\$2,429,155
Total	\$274,438,445	\$223,892,443	\$214,772,181	\$350,207,208	\$271,701,530	\$197,401,969	\$1,532,413,777
DONOR COUNTS							
Giving Level	Alumni	Non Alumni	Family Fndns.	Corporations	Foundations	Other Orgs.	Total
\$100M+	0	2	1	0	0	0	3
\$50M - \$99,999,999	0	0	0	0	0	0	0
\$10M - \$49,999,999	8	6	2	4	4	1	25
\$5M - \$9,999,999	4	5	0	6	7	7	29
\$1M - \$4,999,999	82	78	12	53	42	36	303
\$100,000 - \$999,999	428	472	69	390	160	167	1,686
\$25,000 - \$99,999	784	735	66	571	141	173	2,470
\$10,000 - \$24,999	1,577	1,479	54	619	87	143	3,959
\$5,000 - \$9,999	2,509	2,226	46	726	88	97	5,692
\$2,000 - \$4,999	4,698	4,495	30	1,139	86	148	10,596
\$1,000 - \$1,999	5,553	5,490	19	1,153	62	151	12,428
\$500 - \$999	9,066	8,494	10	1,139	44	137	18,890
\$250 - \$499	11,158	9,370	4	963	25	128	21,648
\$100 - \$249	22,150	17,906	15	1,970	59	215	42,315
\$1 - \$99	36,051	34,826	4	1,671	19	262	72,833
Total	94,068	85,584	332	10,404	824	1,665	192,877


Source: UW Office of Development & Alumni Relations

This report shows the count of distinct donors and campaign total by giving level and donor type since July 1, 2000.

**"Giving Level" is determined by summing all gift record types (including grants)



CAMPAIGN PROGRESS BY PYRAMID, SINCE JULY 1, 2000



192,877 Donor Count

Campaign Total: \$1,532,413,777

*Campaign Working Goal: \$2,000,000,000

Percent Complete: 76.6%

Source: UW Office of Development

The counts of distinct donors and fundraising totals by giving level are shown.

*Unit campaign goals are still being finalized.

Pyramid Levels are determined by summing all gift record types(including grants)



UW FOUNDATION
REPORT OF CONTRIBUTIONS · NOVEMBER 2005

CAMPAIGN PROGRESS BY CONSTITUENCY

	GIFTS	Irrevocable Deferred Gifts		¹ PLEDGES	Testamentary Commitments		² GRANTS	Campaign - Private Voluntary Support		
		Donor Value	Discount Value		Donor Value	Discount Value		TOTAL	³ Working Goal	% of Goal
UW Medicine	\$227,881,267	\$10,047,291	\$5,478,796	\$21,106,956	\$19,039,853	\$5,484,249	\$277,819,495	\$555,894,862	\$1,000,000,000	55.6%
Architecture	\$6,206,928	\$2,244,117	\$658,000	\$1,440,105	\$2,000,000	\$1,142,468	\$1,546,925	\$13,438,075	\$19,000,000	70.7%
Arts and Sciences	\$81,847,187	\$5,151,297	\$3,251,487	\$10,445,627	\$18,174,000	\$9,141,691	\$58,457,532	\$174,075,643	\$240,000,000	72.5%
Broadcast Services	\$36,271,593	\$0	\$0	\$14,510	\$0	\$0	\$0	\$36,286,103	N/A	N/A
Business School	\$46,536,908	\$781,794	\$554,584	\$28,826,704	\$3,525,271	\$2,299,433	\$225,800	\$79,896,477	\$226,000,000	35.4%
Dentistry	\$6,371,997	\$20,000	\$19,279	\$797,177	\$675,000	\$378,427	\$3,521,259	\$11,385,433	\$15,000,000	75.9%
Education	\$8,497,284	\$28,552	\$10,686	\$3,908,021	\$0	\$0	\$11,949,359	\$24,383,215	\$23,000,000	106.0%
Engineering	\$108,415,497	\$1,568,700	\$842,567	\$12,668,079	\$5,070,011	\$2,299,334	\$60,192,765	\$187,915,052	\$250,000,000	75.2%
Evans Schl. of Pub. Affairs	\$9,088,203	\$57,994	\$69,964	\$482,598	\$500,000	\$265,793	\$33,093,547	\$43,222,343	\$40,000,000	108.1%
Forest Resources	\$7,550,276	\$646,572	\$516,844	\$562,161	\$2,500,000	\$1,266,903	\$2,929,333	\$14,188,341	\$17,700,000	80.2%
Friday Harbor Labs	\$5,569,403	\$153,242	\$78,775	\$364,546	\$3,230,000	\$2,231,678	\$775,938	\$10,093,128	\$12,000,000	84.1%
Information School	\$2,482,735	\$0	\$0	\$119,882	\$100,000	\$64,666	\$875,683	\$3,578,299	\$5,000,000	71.6%
Intercollegiate Athletics	\$75,848,411	\$246,570	\$166,700	\$5,174,103	\$25,000	\$10,388	\$0	\$81,294,084	\$110,000,000	73.9%
Law	\$23,800,047	\$2,026	\$2,026	\$1,710,590	\$0	\$0	\$958,642	\$26,471,305	\$70,000,000	37.8%
Libraries	\$4,726,019	\$442,146	\$351,456	\$56,701	\$772,000	\$379,527	\$475,708	\$6,472,574	\$9,000,000	71.9%
Nursing	\$7,689,074	\$275,000	\$205,182	\$971,732	\$2,325,000	\$1,274,944	\$7,148,034	\$18,408,840	\$24,000,000	76.7%
Ocean and Fisheries	\$11,149,913	\$562,500	\$314,233	\$142,149	\$0	\$0	\$16,701,161	\$28,555,723	\$34,000,000	84.0%
Pharmacy	\$7,177,120	\$0	\$0	\$553,231	\$0	\$0	\$4,127,860	\$11,858,210	\$10,260,000	115.6%
President's Funds	\$4,963,000	\$622,974	\$476,949	\$521,853	\$2,750,000	\$1,353,977	\$0	\$8,857,827	N/A	N/A
Public Health	\$13,128,303	\$50,259	\$33,185	\$754,046	\$0	\$0	\$55,694,347	\$69,626,956	\$90,000,000	77.4%
Scholar. & Student Progs.	\$22,662,525	\$651,293	\$332,682	\$4,457,979	\$1,000,000	\$530,038	\$691,327	\$29,463,123	\$40,000,000	73.7%
Social Work	\$1,738,770	\$165,797	\$33,243	\$79,400	\$0	\$0	\$4,991,927	\$6,975,894	\$10,000,000	69.8%
University Press	\$1,599,555	\$83,788	\$62,116	\$35,387	\$1,300,000	\$1,421,362	\$0	\$3,018,729	\$3,000,000	100.6%
University Support	\$27,151,619	\$1,510,063	\$757,793	\$6,323,137	\$11,250,000	\$4,841,000	\$11,192,541	\$57,427,359	N/A	N/A
UW Bothell	\$2,022,711	\$0	\$0	\$232,866	\$0	\$0	\$650,500	\$2,906,077	\$5,700,000	51.0%
UW Tacoma	\$14,840,134	\$195,000	\$173,651	\$8,685,279	\$2,925,000	\$1,657,696	\$74,690	\$26,720,103	\$30,000,000	89.1%
All UW Total	\$765,216,479	\$25,506,974	\$14,390,198	\$110,434,816	\$77,161,135	\$36,043,574	\$554,094,373	\$1,532,413,777	\$2,000,000,000	76.6%

Source: UW Office of Development

Fundraising progress toward campaign working goals by constituency area (school/college/program). Campaign total is the sum of gifts, grants, active pledges and donor values of irrevocable deferred gifts and testamentary commitments. "N/A" is not applicable. 1 - "Pledges" are those in active status only. 2 - "Grants" are private grants only. 3 - Unit campaign working goals are still being finalized.

Job Number: 68259
November 2005

Campaign Progress by Constituency - Since July 2000



CAMPAIGN FUNDING THEME PROGRESS - JULY 2000 - PRESENT

THEME	CURRENT USE	ENDOWMENT	TOTAL
Student Support	\$73,402,383	\$102,047,802	\$175,450,184
Faculty Support	\$72,512,245	\$100,228,078	\$172,740,323
Program Support for Faculty and Students	\$685,282,794	\$77,880,062	\$763,162,856
Capital	\$255,091,619	\$1,678,269	\$256,769,887
Unrestricted	\$135,541,926	\$28,748,599	\$164,290,525
Total	\$1,221,830,967	\$310,582,809	\$1,532,413,777
Goal	\$1,600,000,000	\$400,000,000	\$2,000,000,000
% to Goal	76.4%	77.6%	76.6%

Source: UW Office of Development

This report shows contribution totals by campaign theme/priority since July 1, 2000.

Job Number: 68259

November 2005

Campaign Theme Progress



DEVELOPMENT SUMMARY - TOTAL PRIVATE VOLUNTARY SUPPORT

AREA	YEAR TO DATE DONOR VALUES		
	GIFTS	PRIVATE GRANTS	TOTAL
UW Seattle			
UW Medicine	\$8,031,879	\$20,154,537	\$28,186,416
Architecture	\$2,302,946	\$24,150	\$2,327,096
Arts and Sciences	\$5,462,929	\$3,121,346	\$8,584,275
Broadcast Services	\$3,030,852		\$3,030,852
Business School	\$2,950,426	\$25,000	\$2,975,426
Dentistry	\$656,353	\$15,000	\$671,353
Education	\$738,075	\$295,100	\$1,033,175
Engineering	\$4,547,228	\$8,246,928	\$12,794,156
Evans Schl. of Pub. Affairs	\$389,209	\$1,937,642	\$2,326,851
Forest Resources	\$1,506,660	\$127,315	\$1,633,975
Graduate School	\$1,567,974	\$181,583	\$1,749,557
Information School	\$130,059	\$38,736	\$168,795
Intercollegiate Athletics	\$2,821,573		\$2,821,573
Law	\$1,187,908	\$20,698	\$1,208,606
Libraries	\$545,272	\$65,382	\$610,654
Nursing	\$834,219	\$542,909	\$1,377,128
Ocean and Fisheries	\$1,526,628	\$895,382	\$2,422,010
Pharmacy	\$522,454	\$118,606	\$641,060
President's Funds	\$200,056		\$200,056
Public Health	\$558,653	\$4,589,070	\$5,147,723
Scholar. & Student Progs.	\$2,104,358	\$66,456	\$2,170,814
Social Work	\$206,735	\$317,405	\$524,140
UW Alumni Association	\$371,978		\$371,978
University Press	\$175,765		\$175,765
University Support	\$3,949,808	\$79,635	\$4,029,443
Washington Tech. Center			
UW Bothell	\$41,060	\$600,000	\$641,060
UW Tacoma	\$1,090,134	\$4,990	\$1,095,124
All UW Total	\$47,451,205	\$41,467,872	\$88,919,077

Source: UW Office of Development

Contribution totals for the major Development areas of the University are shown.

Job Number: 68259

November 2005

Development Area Summary - Total Private Voluntary Support



DEVELOPMENT SUMMARY - GIFTS AND PRIVATE GRANTS

AREA	CURRENT MONTH		YEAR TO DATE		PRIOR YEAR TO DATE		PRIOR FISCAL YEAR	
	Donors	Value	Donors	Value	Donors	Value	Donors	Value
UW Seattle								
UW Medicine	3,165	\$6,567,125	7,823	\$28,186,416	7,889	\$29,960,504	18,807	\$89,363,526
Architecture	76	\$172,062	232	\$2,327,096	210	\$90,478	1,125	\$900,689
Arts and Sciences	2,324	\$1,225,634	6,969	\$8,584,275	7,019	\$10,136,054	15,435	\$25,765,062
Broadcast Services	272	\$1,101,588	1,587	\$3,030,852	1,187	\$2,184,814	3,217	\$8,301,726
Business School	459	\$919,601	2,051	\$2,975,426	1,889	\$5,465,068	4,296	\$12,344,544
Dentistry	226	\$52,516	597	\$671,353	553	\$599,083	1,270	\$1,418,395
Education	396	\$174,357	815	\$1,033,175	649	\$2,792,773	1,475	\$7,555,540
Engineering	532	\$1,831,528	1,941	\$12,794,156	1,697	\$8,994,655	4,024	\$31,841,841
Evans Schl. of Pub. Affairs	50	\$259,458	186	\$2,326,851	357	\$6,176,176	721	\$9,948,313
Forest Resources	100	\$1,124,197	325	\$1,633,975	293	\$709,136	1,023	\$2,002,612
Graduate School	48	\$123,891	174	\$1,749,557	101	\$1,047,114	535	\$4,065,408
Information School	47	\$41,382	313	\$168,795	312	\$134,391	569	\$400,100
Intercollegiate Athletics	453	\$742,106	2,474	\$2,821,573	1,774	\$2,391,253	23,274	\$15,865,980
Law	381	\$450,875	614	\$1,208,606	351	\$791,843	1,728	\$1,831,593
Libraries	223	\$95,034	680	\$610,654	691	\$230,184	4,105	\$1,030,319
Nursing	286	\$135,690	639	\$1,377,128	557	\$823,381	1,627	\$2,439,883
Ocean and Fisheries	67	\$296,221	214	\$2,422,010	158	\$6,335,939	679	\$9,870,610
Pharmacy	89	\$230,612	346	\$641,060	291	\$1,177,290	1,031	\$3,133,622
President's Funds	159	\$60,205	596	\$200,056	564	\$205,084	2,237	\$693,593
Public Health	93	\$1,716,093	268	\$5,147,723	220	\$4,137,244	639	\$10,248,558
Scholar. & Student Progs.	522	\$564,202	1,376	\$2,170,814	1,503	\$1,242,381	3,358	\$5,087,417
Social Work	95	\$278,218	232	\$524,140	139	\$657,313	788	\$1,456,040
UW Alumni Association	1,964	\$83,426	7,746	\$371,978	6,853	\$316,782	20,482	\$1,034,131
University Press	15	\$16,070	217	\$175,765	134	\$129,271	357	\$465,799
University Support	434	\$589,195	832	\$4,029,443	567	\$4,253,532	2,202	\$9,634,062
Washington Tech. Center								
UW Bothell	36	\$9,352	118	\$641,060	142	\$26,808	520	\$286,256
UW Tacoma	67	\$833,485	253	\$1,095,124	132	\$106,740	650	\$3,786,663
All UW Unique Total	11,881	\$19,694,136	35,803	\$88,919,077	32,944	\$91,115,307	95,227	\$260,772,296

Source: UW Office of Development

The number of donors and contribution totals for the major Development areas of the University are shown.
Dollar values are based on donor values.

Job Number: 68259

November 2005

Development Area Summary - Gifts and Private Grants



DEVELOPMENT SUMMARY - GIFTS

AREA	CURRENT MONTH		YEAR TO DATE		PRIOR YEAR TO DATE		PRIOR FISCAL YEAR	
	Donors	Value	Donors	Value	Donors	Value	Donors	Value
UW Seattle								
UW Medicine	3,106	\$2,172,300	7,648	\$8,031,879	7,714	\$12,619,321	18,519	\$38,381,050
Architecture	75	\$157,062	230	\$2,302,946	209	\$87,978	1,123	\$518,323
Arts and Sciences	2,315	\$994,311	6,929	\$5,462,929	6,979	\$7,510,206	15,367	\$18,075,018
Broadcast Services	272	\$1,101,588	1,587	\$3,030,852	1,187	\$2,184,814	3,217	\$8,301,726
Business School	459	\$919,601	2,050	\$2,950,426	1,888	\$5,424,868	4,295	\$12,293,744
Dentistry	226	\$52,516	595	\$656,353	550	\$507,364	1,265	\$1,207,976
Education	396	\$174,357	813	\$738,075	644	\$891,976	1,468	\$1,809,231
Engineering	515	\$573,923	1,900	\$4,547,228	1,664	\$5,895,979	3,953	\$20,659,919
Evans Schl. of Pub. Affairs	50	\$259,458	176	\$389,209	342	\$203,841	699	\$544,233
Forest Resources	99	\$1,102,418	321	\$1,506,660	289	\$573,029	1,015	\$1,434,077
Graduate School	46	\$13,616	171	\$1,567,974	97	\$298,819	529	\$1,760,644
Information School	47	\$41,382	309	\$130,059	311	\$105,116	568	\$327,830
Intercollegiate Athletics	453	\$742,106	2,474	\$2,821,573	1,774	\$2,391,253	23,274	\$15,865,980
Law	381	\$450,875	613	\$1,187,908	349	\$766,843	1,725	\$1,686,596
Libraries	222	\$36,652	678	\$545,272	691	\$230,184	4,105	\$1,030,319
Nursing	286	\$135,690	628	\$834,219	549	\$420,599	1,616	\$1,569,608
Ocean and Fisheries	59	\$47,493	194	\$1,526,628	146	\$1,411,575	654	\$2,060,947
Pharmacy	88	\$216,678	344	\$522,454	288	\$983,688	1,024	\$2,155,260
President's Funds	159	\$60,205	596	\$200,056	564	\$205,084	2,237	\$693,593
Public Health	86	\$78,758	244	\$558,653	199	\$431,102	596	\$951,832
Scholar. & Student Progs.	522	\$564,202	1,374	\$2,104,358	1,503	\$1,242,381	3,357	\$4,964,114
Social Work	94	\$25,776	229	\$206,735	131	\$280,327	775	\$578,123
UW Alumni Association	1,964	\$83,426	7,746	\$371,978	6,853	\$316,782	20,482	\$1,034,131
University Press	15	\$16,070	217	\$175,765	134	\$129,271	357	\$465,799
University Support	434	\$589,195	830	\$3,949,808	567	\$4,253,532	2,199	\$9,529,319
Washington Tech. Center								
UW Bothell	36	\$9,352	117	\$41,060	142	\$26,808	520	\$286,256
UW Tacoma	66	\$828,495	252	\$1,090,134	132	\$106,740	649	\$3,784,263
All UW Unique Total	11,782	\$11,447,518	35,510	\$47,451,205	32,655	\$49,499,496	94,742	\$151,969,925

Source: UW Office of Development

The number of donors and contribution totals (gifts only) for the major Development areas of the University are shown. Dollar values are based on donor values.

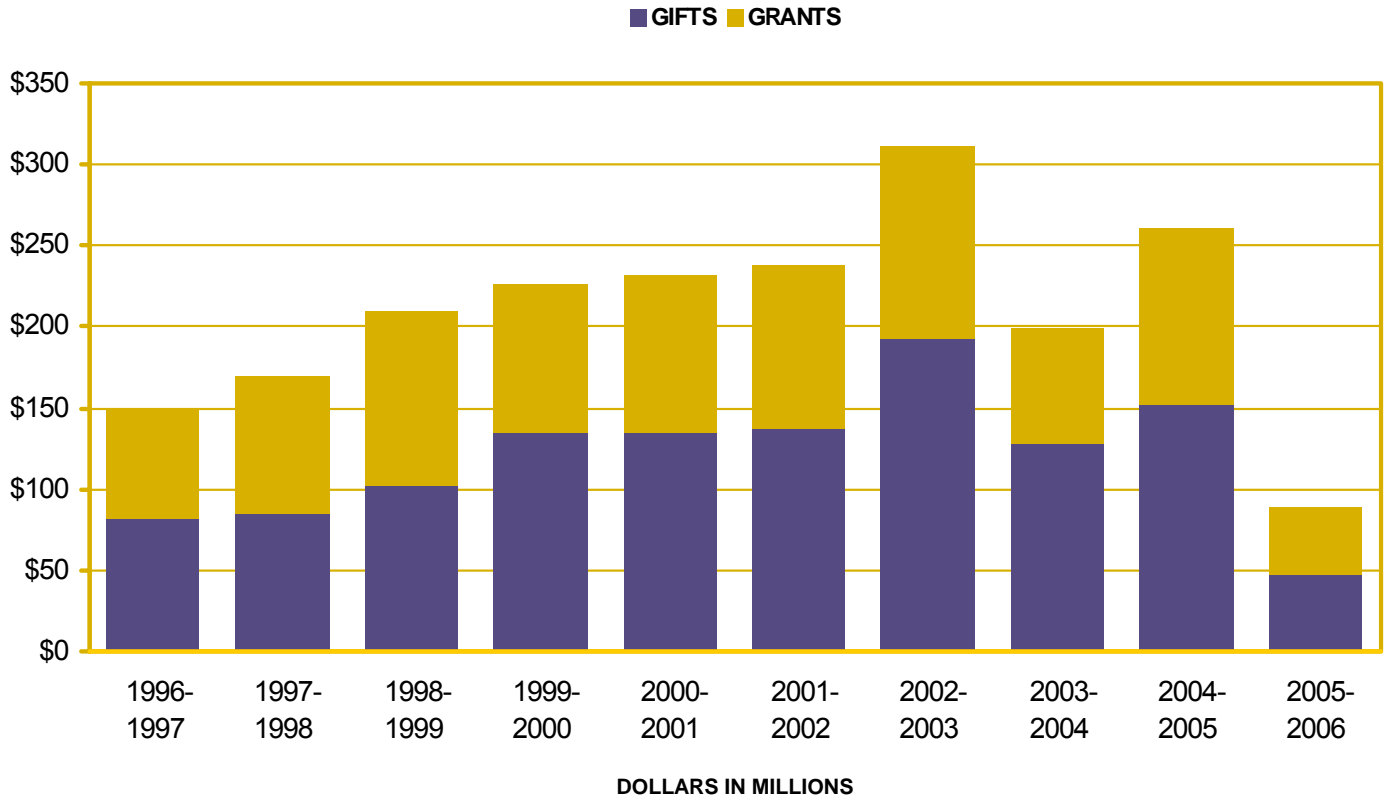
Job Number: 68259

November 2005

Development Area Summary - Gifts



COMPLETE FISCAL YEAR COMPARISON OF TOTAL CONTRIBUTIONS RECEIVED



FISCAL YEAR	GIFTS	GRANTS	TOTAL CONTRIBUTIONS
2005- 2006	\$47,451,205	\$41,467,872	\$88,919,077
2004- 2005	\$151,969,925	\$108,802,371	\$260,772,296
2003- 2004	\$128,174,367	\$71,603,323	\$199,777,690
2002- 2003	\$192,573,183	\$118,677,722	\$311,250,905
2001- 2002	\$137,959,340	\$100,820,547	\$238,779,887
2000- 2001	\$134,805,190	\$97,112,979	\$231,918,169
1999- 2000	\$134,037,997	\$91,536,165	\$225,574,162
1998- 1999	\$102,925,077	\$107,619,586	\$210,544,663
1997- 1998	\$84,718,016	\$85,276,615	\$169,994,631
1996- 1997	\$81,892,963	\$67,425,874	\$149,318,837

Source: UW Office of Development

This graph compares the current fiscal year's contribution totals to each of the previous nine fiscal year's contribution totals.

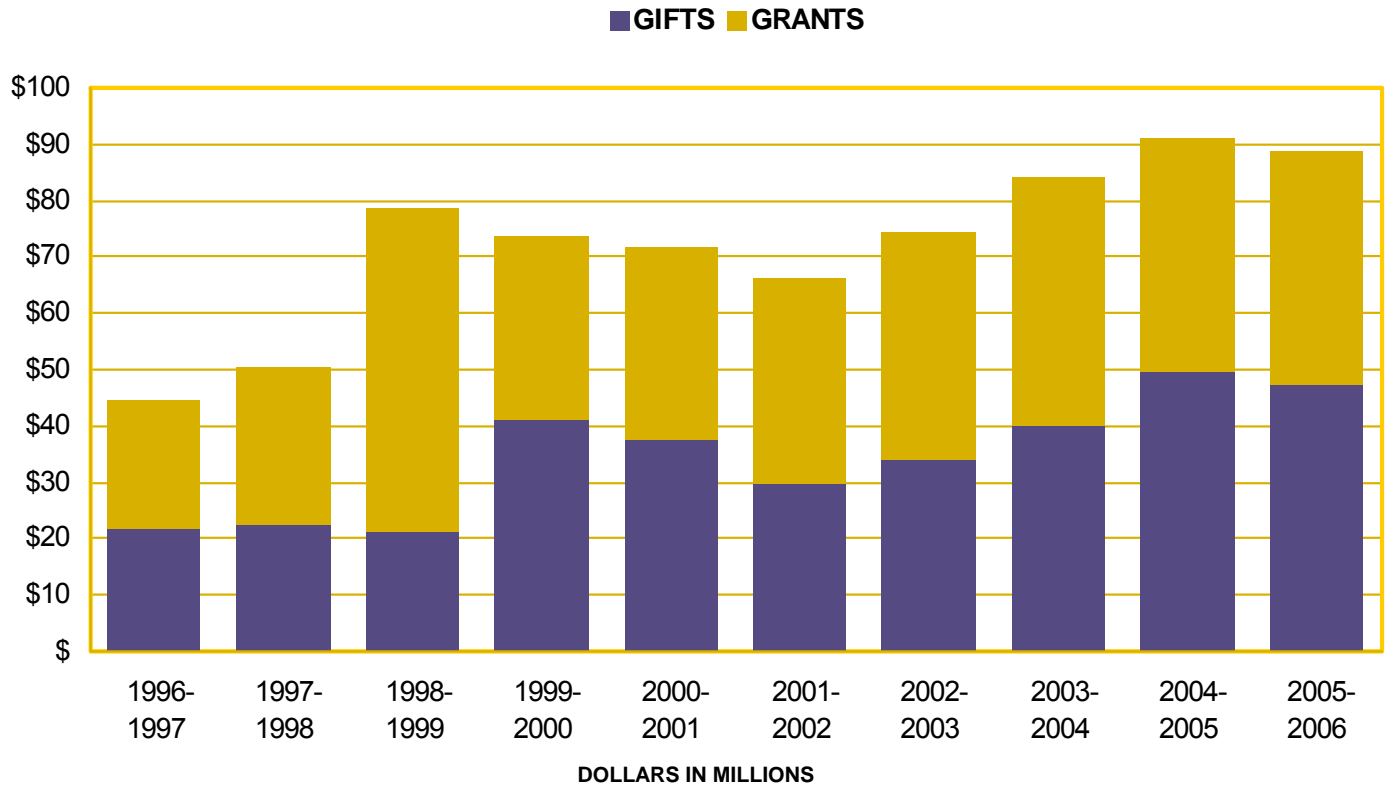
Job Number: 68259

November 2005

Fiscal Year Totals Graph



YEAR TO DATE CONTRIBUTION TOTALS



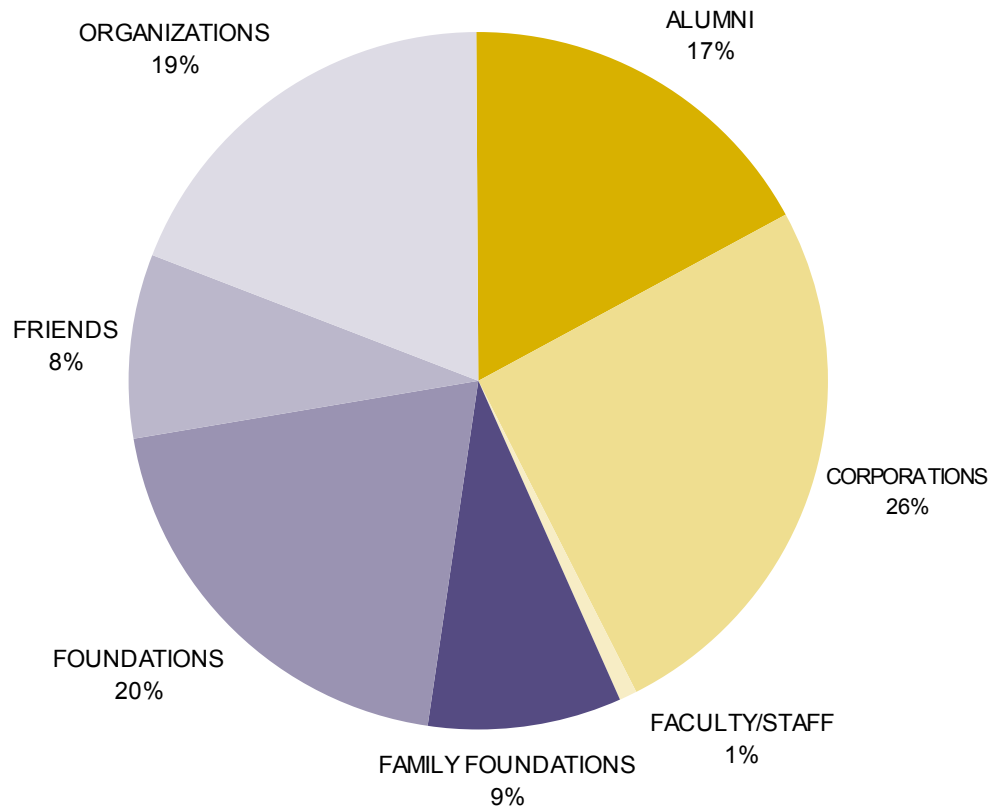
FISCAL YEAR	GIFTS	GRANTS	TOTAL CONTRIBUTIONS
2005- 2006	\$47,451,205	\$41,467,872	\$88,919,077
2004- 2005	\$49,499,496	\$41,615,811	\$91,115,307
2003- 2004	\$40,115,399	\$43,839,685	\$83,955,084
2002- 2003	\$34,187,163	\$40,154,560	\$74,341,723
2001- 2002	\$29,673,079	\$36,734,510	\$66,407,590
2000- 2001	\$37,543,479	\$34,169,985	\$71,713,464
1999- 2000	\$41,262,818	\$32,387,391	\$73,650,209
1998- 1999	\$21,169,306	\$57,685,616	\$78,854,922
1997- 1998	\$22,598,189	\$27,621,325	\$50,219,514
1996- 1997	\$21,643,190	\$23,059,625	\$44,702,815

Source: UW Office of Development

This graph compares the current fiscal year's contribution totals to each of the previous nine fiscal year's contribution totals.



DEVELOPMENT ACTIVITY BY DONOR TYPE IN CURRENT FISCAL YEAR



DONOR TYPE	YEAR TO DATE		PRIOR YEAR TO DATE		PRIOR FISCAL YEAR	
	Donors	Value	Donors	Value	Donors	Value
Alumni	20,500	\$15,227,149	18,356	\$15,865,719	49,406	\$45,066,818
Corporations	1,251	\$22,670,256	1,219	\$18,721,027	3,775	\$61,273,024
Faculty/Staff	2,011	\$736,564	2,021	\$1,015,750	3,656	\$4,572,200
Family Foundations	85	\$7,717,930	77	\$10,103,116	176	\$20,706,692
Foundations	230	\$17,965,625	201	\$22,304,527	398	\$60,401,770
Friends	11,536	\$7,523,161	10,830	\$6,901,399	37,429	\$28,361,471
Organizations	248	\$17,078,393	251	\$16,203,770	553	\$40,390,320

Source: UW Office of Development

This graph shows the sources of contributions for the current year to date. Dollar values are based on donor value.

Job Number: 68259
November 2005

Development Activity by Donor Type in Current Fiscal Year Chart



ALUMNI PARTICIPATION BY CONSTITUENCY

AREA	CURRENT FISCAL YEAR TO DATE			PREVIOUS FISCAL YEAR TO DATE			
	Solicitable	Donors	Partic. Rate	Solicitable	Donors	Partic. Rate	Final %
UW Seattle							
UW Medicine	16,049	1,378	8.6%	15,842	1,305	8.2%	21.5%
Architecture	7,393	407	5.5%	7,192	372	5.2%	18.5%
Arts and Sciences	126,129	8,936	7.1%	121,216	8,046	6.6%	16.7%
Business School	34,923	3,229	9.2%	34,015	2,910	8.6%	22.4%
Dentistry	4,388	556	12.7%	4,301	496	11.5%	29.0%
Education	18,434	1,427	7.7%	18,677	1,247	6.7%	20.0%
Engineering	30,120	2,191	7.3%	29,399	1,970	6.7%	17.0%
Evans Schl. Of Pub. Affairs	1,964	169	8.6%	1,872	145	7.7%	24.4%
Forest Resources	4,446	252	5.7%	4,382	253	5.8%	17.7%
Interdisc. Grad. Programs	1,296	94	7.3%	1,161	77	6.6%	20.3%
Interschool Programs	286	23	8.0%	241	16	6.6%	17.4%
Information School	3,976	457	11.5%	3,786	412	10.9%	22.7%
Law	7,320	676	9.2%	7,070	476	6.7%	24.8%
School Of Nursing	8,181	804	9.8%	7,976	737	9.2%	24.5%
Ocean & Fisheries	3,642	212	5.8%	3,560	177	5.0%	18.7%
Pharmacy	3,255	288	8.8%	3,147	257	8.2%	30.4%
Public Health	3,766	298	7.9%	3,139	258	8.2%	22.7%
Social Work	5,804	363	6.3%	5,707	292	5.1%	17.4%
Undergrad. Interdisc. Programs	119	7	5.9%	67	5	7.5%	17.9%
UW Bothell	4,324	206	4.8%	3,580	177	4.9%	13.7%
UW Tacoma	4,892	197	4.0%	4,016	146	3.6%	13.2%
Unspecified	11,097	977	8.8%	11,614	954	8.2%	24.0%
All UW Total	276,793	20,500	7.4%	267,179	18,355	6.9%	18.5%

Source: UW Office of Development

Job Number: 68259
November 2005

Alumni Participation



VII. STANDING COMMITTEES**B. Finance, Audit and Facilities Committee**Grant and Contract Awards – September & October, 2005RECOMMENDED ACTION:

It is the recommendation of the administration and the Finance and Audit Committee that the Board of Regents accept the Grant and Contract Awards as presented on the attached list.

Attachment: Grant and Contract Awards Summary
 Report of Grant and Contract Awards of
 \$1,000,000 or More

Grant and Contract Awards Summary

to

The Board of Regents

of the

University of Washington

for

September 2005

Office of Research

Office of Sponsored Programs

Table of Contents

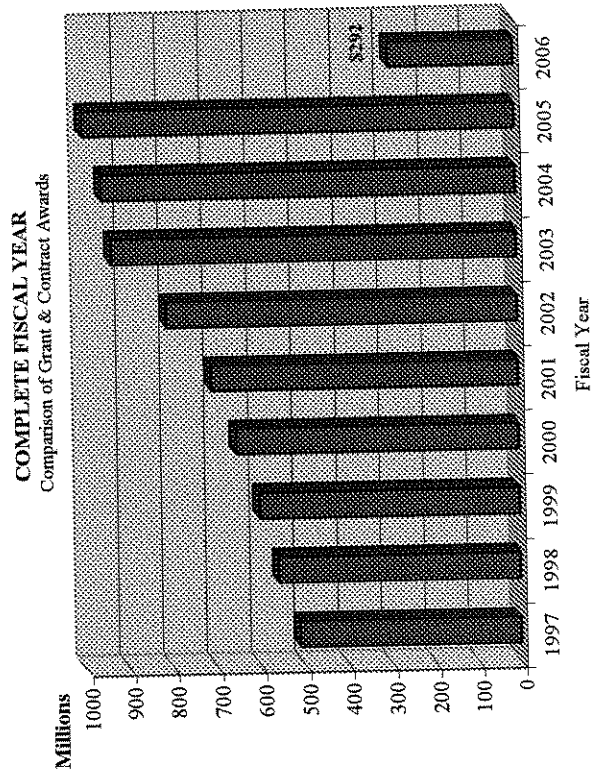
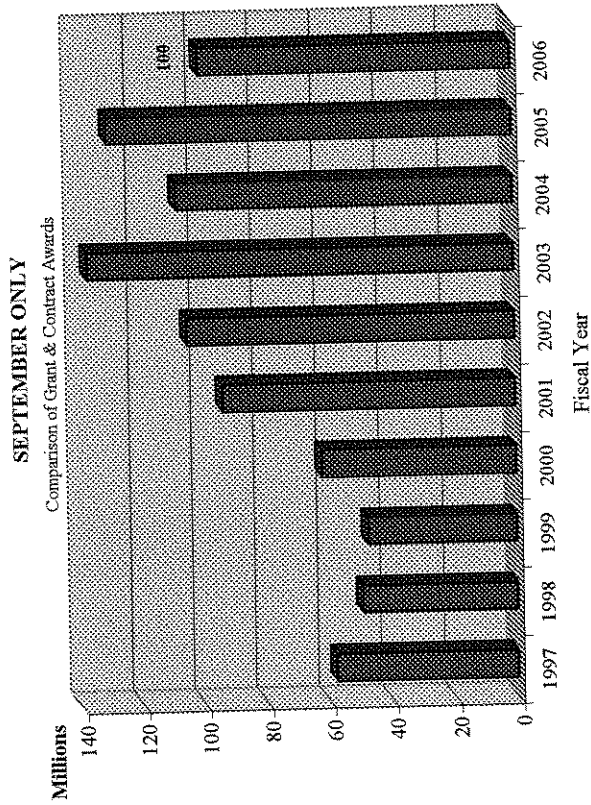
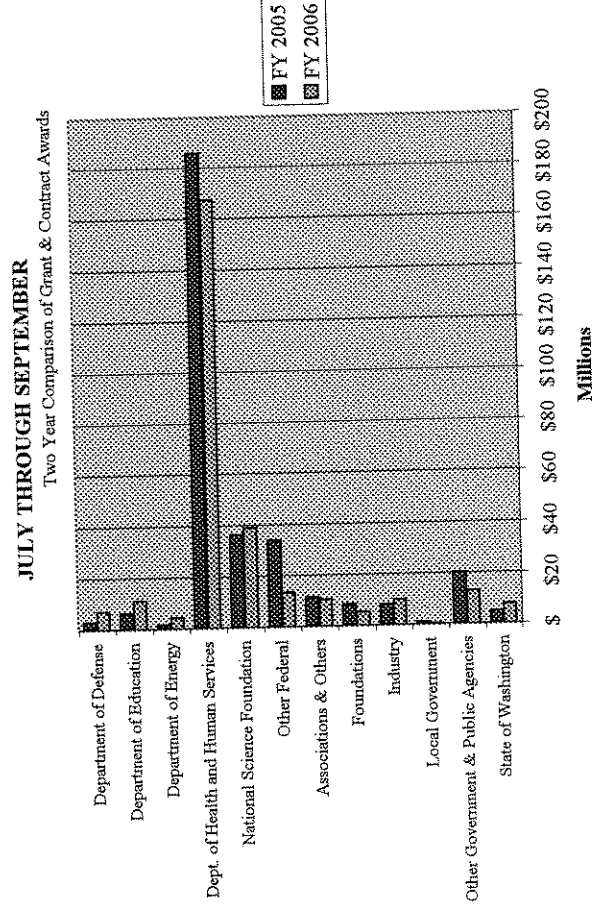
	Page
Award Highlights	2
Graphic Summary of Award Activity	3
Summary of Grant and Contract Awards	4
Comparison of Grant and Contract Awards by Agency	5
Comparison of Grant and Contract Awards by School/College	6
Listing of Awards for College of Arts and Sciences by Department	7
Summary of Grant Awards - Excluding Private Awards	8
Summary of Private Grant Awards	9
Summary of Contract Awards	10

SEPTEMBER 2005 HIGHLIGHTS

The National Science Foundation (NSF) awarded a grant in the amount of \$600,000 for a project under the direction of Professor Marjorie A. Olmstead of the Bioengineering Department entitled "IGERT: Building Leadership For The Nanotechnology Workforce Of Tomorrow." This NSF Integrative Graduate Education and Research Traineeship (IGERT) funding will support graduate students to pursue their own interdisciplinary ideas in nanoscale science and technology. By understanding nanoscale phenomena, learning to assemble nanoscale objects into functional collections and exploring the engineering and medical applications of these new phenomena the functionality of nanoscale technology will be greatly expanded. The goal of the program is to have graduates who will make seamless transitions into productive careers as leaders in myriad aspects of this important emerging technology which is rapidly moving from a subject of purely academic interest to the foundation of emerging technologies.

The Freeman Foundation awarded a grant in the amount of \$483,000 for a project under the direction Mary H. Bernson the Associate Director of the East Asia Center in the Henry M. Jackson School of International Studies entitled "National Consortium For Teaching About Asia." The UW East Asia Resource Center is one of five national coordinating sites for the National Consortium for Teaching About Asia (NCTA). The goal of the NCTA is to foster a permanent place for Asia in the K-12 curriculum of American schools. The NCTA strategy for addressing this goal is to focus on the professional development of teachers. The NCTA works intensively with classroom teachers to enrich and expand teaching and learning about Asia. The UW Center serves six Northwest states by offering seminars about East Asia and study tours to East Asia for K-12 teachers in this region.

The U.S. Department of the Navy awarded a grant in the amount of \$1,628,000 for a project under the direction of Professor Jeffery A. Simmen of the Applied Physics Laboratory entitled "Basic Research At The University of Washington To Counter Improvised Explosive Devices (IEDs)." The threat posed by IEDs is serious for U. S. forces in Iraq and Afghanistan. These funds support a three year research program with the goal of improving fundamental knowledge that is important for developing new technologies and approaches for countering IEDs. The program is composed of eight research projects and a management component. Of the eight research projects, two are related to predicting the occurrence of IEDs, five are related to detecting IEDs and one is related to mitigating the effects of IEDS on personnel.



Summary of Grant and Contract Awards **Fiscal Year 2005-2006**

Month	RESEARCH		TRAINING		Total
	Federal	Non-Federal	Federal	Non-Federal	Grants and Contracts
July	\$66,463,818	\$6,444,105	\$7,164,851	\$1,418,430	\$81,491,204
August	\$82,136,975	\$15,186,181	\$6,605,300	\$6,661,367	\$110,589,823
September	\$66,526,770	\$14,825,079	\$15,124,518	\$3,290,200	\$99,766,567
October					
November					
December					
January					
February					
March					
April					
May					
June					
Current Year to Date	\$215,127,563	\$36,455,364	\$28,894,669	\$11,369,997	\$291,847,593
Previous Year to Date	\$239,830,012	\$45,704,941	\$28,474,273	\$9,654,778	\$323,664,004
Over (Under) Previous Year	(\$24,702,449)	(\$9,249,577)	\$420,396	\$1,715,219	(\$31,816,411)

Assuming acceptance of all awards by the Board of Regents

Comparison of Grant and Contract Awards by Agency
Fiscal Years 2004-2005 and 2005-2006

Agency	July-Sep FY05	July-Sep FY06
Department of Defense	\$3,258,433	\$7,459,001
Department of Education	\$6,462,214	\$11,307,349
Department of Energy	\$1,677,959	\$4,656,090
Dept. of Health and Human Services	\$186,044,900	\$167,794,670
National Science Foundation	\$36,669,346	\$39,113,865
Other Federal	\$34,191,433	\$13,691,257
Subtotal for Federal:	\$268,304,285	\$244,022,232
Associations /Others	\$11,657,447	\$10,698,790
Foundations	\$8,679,625	\$5,586,337
Industry	\$8,321,873	\$10,098,964
Local Government	\$1,351,569	\$532,622
Other Government and Public Agencies	\$20,346,496	\$13,088,148
State of Washington	\$5,002,709	\$7,820,501
Subtotal for Non-Federal:	\$55,359,719	\$47,825,361
Grand Total :	\$323,664,004	\$291,847,593
Amount of Increase (Decrease):		(\$31,816,411)
Percent of Increase (Decrease):		-9.8%

Assuming acceptance of all awards by the Board of Regents

Comparison of Grant and Contract Awards by School/College
Fiscal Years 2004-2005 and 2005-2006

School/College	July-Sep FY05	July-Sep FY06
Upper Campus		
Architecture and Urban Planning	\$210,397	\$1,564,075
Arts and Science	\$24,728,997	\$23,470,431
Business Administration	\$396,250	\$214,102
Education	\$1,331,273	\$2,897,331
Engineering	\$26,798,834	\$36,631,128
Evans School of Public Affairs	\$4,381,446	\$745,389
Forest Resources	\$2,689,965	\$2,183,770
Graduate School	\$248,027	\$1,386,111
Information School	\$373,747	\$468,721
Law	\$50,000	\$297,565
Ocean and Fishery Sciences	\$19,101,686	\$24,324,872
Office of Research	\$15,395,261	\$5,397,312
Social Work	\$6,331,534	\$4,432,314
Undergraduate Education	\$141,228	\$63,813
Subtotal :	\$102,178,645	\$104,076,934
Health Sciences		
Dentistry	\$2,620,341	\$5,237,667
Medicine	\$149,617,373	\$129,444,148
Nursing	\$6,880,207	\$5,280,909
Pharmacy	\$2,930,585	\$3,531,553
Public Health and Community Medicine	\$41,727,819	\$30,685,116
Subtotal :	\$203,776,325	\$174,179,392
Special Programs		
Health Sciences Special Programs	\$10,569,549	\$5,621,174
Other Special Programs	\$5,588,692	\$6,675,166
Subtotal :	\$16,158,241	\$12,296,340
Branch Campuses		
Branch Campuses (Bothell)	\$1,415,746	\$733,538
Branch Campuses (Tacoma)	\$135,047	\$561,389
Subtotal :	\$1,550,793	\$1,294,927
Grand Total :	\$323,664,004	\$291,847,593

Assuming acceptance of all awards by the Board of Regents

List of Awards for Arts and Sciences

Department	July-Sep FY05	July-Sep FY06
Center for Statistics and the Social Sciences	\$75,000	\$149,211
Center for Studies in Demography and Ecology	\$448,721	\$347,671
College of Arts and Sciences	\$1,147,442	\$0
Department of Anthropology	\$264,450	\$1,740,159
Department of Applied Mathematics	\$129,720	\$677,970
Department of Asian Languages and Literature	\$10,000	\$140,000
Department of Astronomy	\$529,795	\$817,671
Department of Atmospheric Sciences	\$1,304,516	\$2,040,665
Department of Biology	\$1,530,595	\$2,030,214
Department of Chemistry	\$7,157,100	\$4,494,878
Department of Classics	\$0	\$30,000
Department of Communication	\$89,500	\$0
Department of Earth and Space Sciences	\$3,048,258	\$2,019,633
Department of Economics	\$0	\$7,250
Department of Geography	\$300,000	\$0
Department of Germanics	\$36,000	\$0
Department of Mathematics	\$3,120,227	\$350,935
Department of Near Eastern Languages & Civilization	\$2,000	\$0
Department of Physics	\$1,630,272	\$1,917,106
Department of Political Science	\$0	\$50,000
Department of Psychology	\$2,029,754	\$2,505,489
Department of Scandinavian Languages and Literature	\$27,273	\$0
Department of Speech and Hearing Sciences	\$44,321	\$498,138
Department of Statistics	\$309,587	\$334,507
Halbert Robinson Center for the Study of Capable Y	\$0	\$500
Henry M. Jackson School of International Studies	\$801,517	\$615,450
Institute for Nuclear Theory	\$195,000	\$2,373,000
Public Performing Arts	\$0	\$62,500
Sociology	\$0	\$202,788
Thomas Burke Memorial Washington State Museum	\$497,949	\$64,696
	\$24,728,997	\$23,470,431

Assuming acceptance of all awards by the Board of Regents

Summary of Grant Awards

Fiscal Year 2005-2006

(Excluding Private Awards from Foundations, Industry, Associations and Other)

Month	R E S E A R C H		T R A I N I N G		Total Grants
	Federal	Non-Federal	Federal	Non-Federal	
July	\$63,379,387	\$2,308,194	\$7,159,851	\$368,324	\$73,215,756
August	\$81,212,598	\$5,167,397	\$6,185,083	\$1,116,369	\$93,681,447
September	\$64,172,453	\$4,008,427	\$14,974,336	\$859,951	\$84,015,167
October					
November					
December					
January					
February					
March					
April					
May					
June					
Year to Date	\$208,764,438	\$11,484,018	\$28,319,270	\$2,344,644	\$250,912,370

Assuming acceptance of all awards by the Board of Regents

Summary of Grant Awards

Fiscal Year 2005-2006

(Private Awards from Foundations, Industry, Associations and Other)

Month	RESEARCH	TRAINING	Total Grants
July	\$2,778,247	\$341,543	\$3,119,790
August	\$6,311,912	\$2,075,600	\$8,387,512
September	\$6,422,372	\$2,206,643	\$8,629,015
October			
November			
December			
January			
February			
March			
April			
May			
June			
Year to Date	\$15,512,531	\$4,623,786	\$20,136,317

Assuming acceptance of all awards by the Board of Regents

Summary of Contract Awards

Fiscal Year 2005-2006

Month	RESEARCH		TRAINING		Total Contracts
	Federal	Non-Federal	Federal	Non-Federal	
July	\$3,084,431	\$1,357,664	\$5,000	\$708,563	\$5,155,658
August	\$924,377	\$3,706,872	\$420,217	\$3,469,398	\$8,520,864
September	\$2,354,317	\$4,394,280	\$150,182	\$223,606	\$7,122,385
October					
November					
December					
January					
February					
March					
April					
May					
June					
Year to Date	\$6,363,125	\$9,458,816	\$575,399	\$4,401,567	\$20,798,907

Assuming acceptance of all awards by the Board of Regents

**Report of Grant and Contract Awards
Of \$1,000,000 or More**

September 2005

**Requiring Action of
The Board of Regents**

**of the
University of Washington**

**Office of Research
Office of Sponsored Programs**

Table of Contents

	Page
Detail of Grant Awards - Excluding Private Grants	2
Detail of Private Grants	5
Detail of Contracts	6

Detail of Grant Awards (Excluding Private Awards) for
September 2005

FEDERAL

DEPARTMENT OF DEFENSE

U.S. Department of the Navy

To:	JEFFERY A SIMMEN, DIRECTOR	\$1,628,000
For:	APPLIED PHYSICS LABORATORY BASIC RESEARCH AT THE UNIVERSITY OF WASHINGTON TO COUNTER IMPROVISED EXPLOSIVE DEVICES	
Eff:	7/1/2005	

Department of Defense Subtotal:

\$1,628,000

DEPARTMENT OF EDUCATION

U.S. Department of Education

To:	LETTE HADGU, ASSOCIATE DIRECTOR	\$3,686,399
For:	OFFICE OF MINORITY AFFAIRS SEATTLE EARLY SCHOLARS OUTREACH GEAR UP	
Eff:	9/15/2005	

To:	LOUETA JOHNSON, DIRECTOR	\$2,176,608
For:	OFFICE OF MINORITY AFFAIRS TWO VALLEYS ONE VISION GEAR UP PROGRAM	
Eff:	9/1/2005	

Department of Education Subtotal:

\$5,863,007

DEPT. OF HEALTH AND HUMAN SERVICES

Centers for Disease Control

To:	JAMES P. LOGERFO, PROFESSOR	\$2,638,360
For:	DEPARTMENT OF HEALTH SERVICES HEALTH PROMOTION RESEARCH CENTER	
Eff:	9/30/2005	

To:	JOHN (JACK) R. THOMPSON, DIRECTOR	\$1,094,805
For:	DEPARTMENT OF HEALTH SERVICES NORTHWEST CENTER FOR PUBLIC HEALTH PREPAREDNESS	
Eff:	9/1/2005	

National Institutes of Health

**Detail of Grant Awards (Excluding Private Awards) for
September 2005**

To:	THOMAS R. MARTIN, PROFESSOR	\$3,215,064
For:	DEPARTMENT OF MEDICINE SCCOR IN TRANSLATIONAL RESEARCH IN ACUTE LUNG INJURY	
Eff:	7/1/2005	
To:	MAYNARD V. OLSON, PROFESSOR	\$3,040,000
For:	DEPARTMENT OF MEDICINE CENTER FOR THE STUDY OF NATURAL GENETIC VARIATION	
Eff:	9/1/2005	
To:	CONNIE L. CELUM, PROFESSOR	\$2,660,294
For:	DEPARTMENT OF MEDICINE ACYCLOVIR TO PREVENT HIV ACQUISITION IN HSV-2+ PERSONS	
Eff:	8/31/2005	
To:	GEORGE STAMATOYANNOPOULOS, PROFESSOR	\$2,458,204
For:	DEPARTMENT OF MEDICINE IDENTIFICATION OF FUNCTIONAL DNA ELEMENTS BY HSQPCR	
Eff:	8/1/2005	
To:	TRISHA N. DAVIS, PROFESSOR	\$1,884,940
For:	DEPARTMENT OF BIOCHEMISTRY COMPREHENSIVE BIOLOGY: EXPLOITING THE YEAST GENOME	
Eff:	9/1/2005	
To:	RICHARD A. DEYO, PROFESSOR	\$1,822,398
For:	DEPARTMENT OF MEDICINE UW MULTIDISCIPLINARY CLINICAL RESEARCH TRAINING	
Eff:	8/1/2005	
To:	RICHARD F. CATALANO, PROFESSOR	\$1,113,223
For:	SCHOOL OF SOCIAL WORK REDUCING RISK & ENHANCING PROTECTIVE FACTORS IN CHILDREN	
Eff:	8/1/2005	
To:	PETER TARCZY-HORNOCH, ASSOCIATE PROFESSOR	\$1,009,852
For:	DEPARTMENT OF MEDICAL EDUCATION BIOMEDICAL AND HEALTH INFORMATICS TRAINING PROGRAM	
Eff:	7/1/2005	

**Detail of Grant Awards (Excluding Private Awards) for
September 2005**

To: BRUCE M. PSATY, PROFESSOR \$1,007,465
For: DEPARTMENT OF MEDICINE
CHS EVENTS FOLLOW-UP STUDY

Eff: 6/7/2005

To: STANLEY FIELDS, PROFESSOR/ACTING CHAIR \$1,000,000
For: GENOME SCIENCES
INTERDISCIPLINARY TRAINING IN GENOMIC SCIENCES

Eff: 9/1/2005

Dept. of Health and Human Services Subtotal:

\$22,944,605

NATIONAL SCIENCE FOUNDATION

National Science Foundation

To: BUDDY D. RATNER, PROFESSOR/DIRECTOR \$2,372,000
For: DEPARTMENT OF BIOENGINEERING
UNIVERSITY OF WASHINGTON ENGINEERED BIOMATERIALS

Eff: 8/12/1996

To: J. BENJAMIN FITZHUGH, ASSISTANT PROFESSOR \$1,710,159
For: DEPARTMENT OF ANTHROPOLOGY
THE KURIL BIOCOMPLEXITY PROJECT: HUMAN VULNERABILITY AND RESILIENCE TO SUBARCTIC
CHANGE

Eff: 9/15/2005

To: MARINA ALBERTI, ASSOCIATE PROFESSOR \$1,399,644
For: DEPARTMENT OF URBAN DESIGN AND PLANNING
URBAN LANDSCAPE PATTERNS: COMPLEX DYNAMICS AND EMERGENT PROPERTIES

Eff: 9/15/2005

National Science Foundation Subtotal:

\$5,481,803

Total for Federal:

\$35,917,415

Detail of Private Grant Awards for
September 2005

PRIVATE

INDUSTRY

Pentax Corporation, Japan

To: ERIC SEIBEL, RESEARCH ASSISTANT PROFESSOR \$2,000,000
DEPARTMENT OF MECHANICAL ENGINEERING
For: ENDOSCOPE DEVELOPMENT FOR THE PENTAX CORPORATION FOLLOW-ON NON-FABRICATION

Eff: 9/16/2005

Industry Subtotal:

\$2,000,000

Total for Private:

\$2,000,000

Detail of Contract Awards for
September 2005

FEDERAL

DEPT. OF HEALTH AND HUMAN SERVICES

National Institutes of Health

To: CHRISTOPHER B. WILSON, PROFESSOR/CHAIR \$1,008,082
DEPARTMENT OF IMMUNOLOGY
For: IMMUNE FUNCTION AND BIODEFENSE IN CHILDREN, ELDERLY AND IMMUNOCOMPROMISED
POPULATIONS: TLRs IN INNATE IMMUNITY AND THE INDUCTION OF ADAPTIVE IMMUNITY IN THE
N01-AI-50023
Eff: 9/30/2005

Dept. of Health and Human Services Subtotal:

\$1,008,082

Total for Federal:

\$1,008,082

Total Awards \$1,000,000 or Greater:

\$38,925,497

Grant and Contract Awards Summary

to

The Board of Regents

of the

University of Washington

for

October 2005

Office of Research

Office of Sponsored Programs

Table of Contents

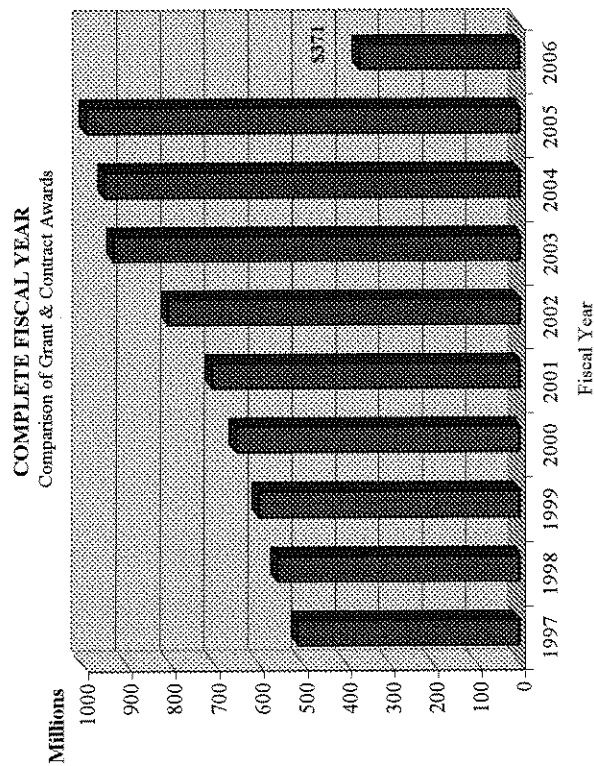
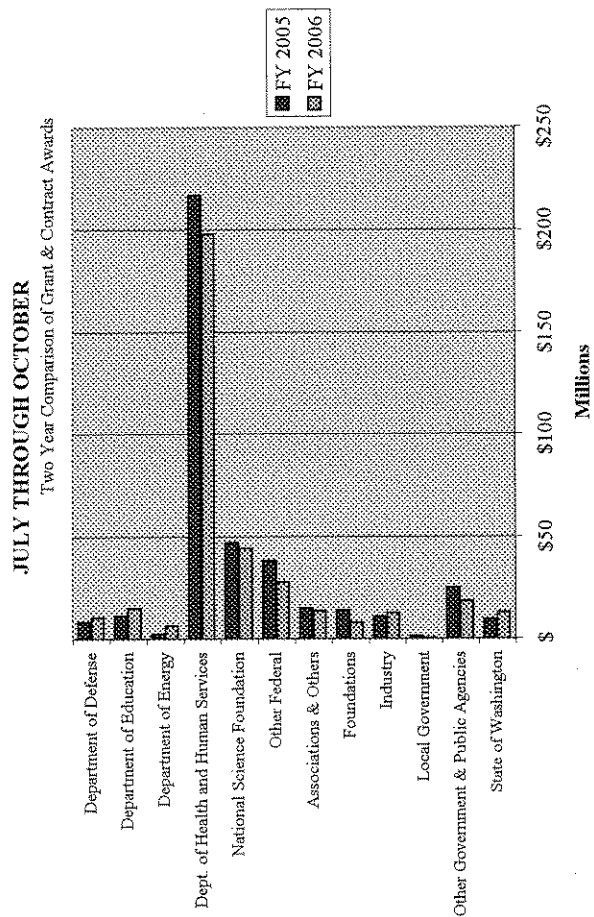
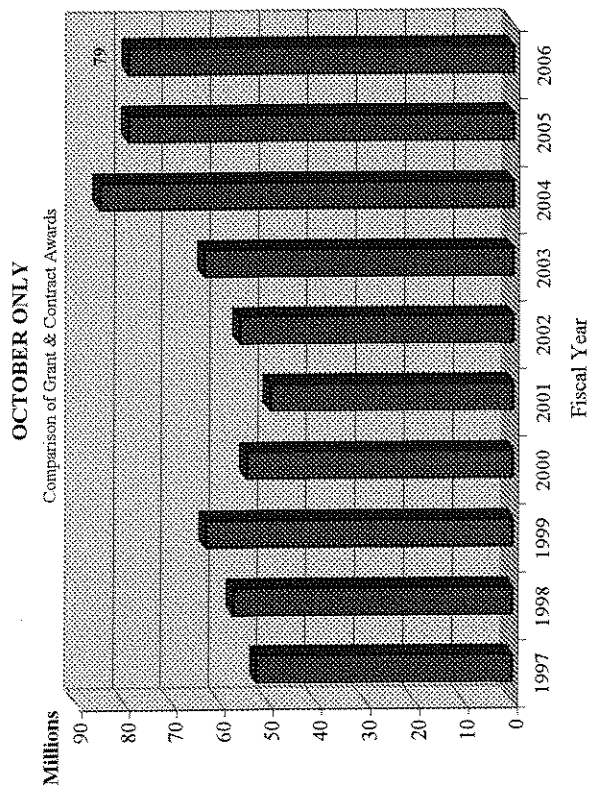
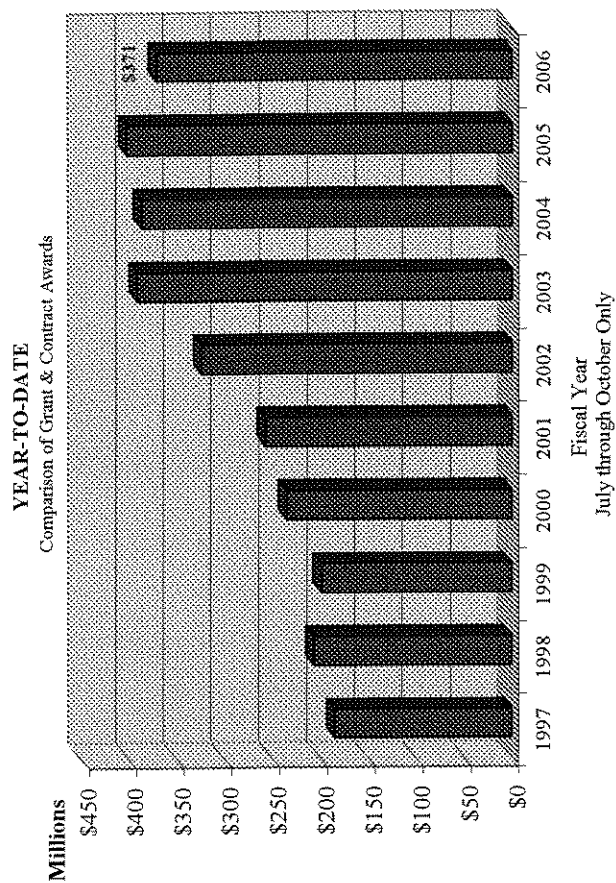
	Page
Award Highlights	2
Graphic Summary of Award Activity	3
Summary of Grant and Contract Awards	4
Comparison of Grant and Contract Awards by Agency	5
Comparison of Grant and Contract Awards by School/College	6
Listing of Awards for College of Arts and Sciences by Department	7
Summary of Grant Awards - Excluding Private Awards	8
Summary of Private Grant Awards	9
Summary of Contract Awards	10

OCTOBER HIGHLIGHTS

The Washington State Department of Social and Health Services (DSHS) awarded a grant in the amount of \$2,267,952 for a project under the direction of Research Assistant Professor Therese Grant of the Department of Psychiatry and Behavioral Science entitled "Parent-Child Assistance Program (PCAP)." The purposes of this project are to maintain the PCAP model, continue to serve high-risk mothers abusing alcohol and or drugs during pregnancy and to follow these families for three years at two existing King and Pierce County PCAP sites. In addition, support will be provided for comprehensive training to and evaluation of these two centers and the centers in Spokane, Grant, Cowlitz and Yakima Counties. The UW will submit a final report which will describe and evaluate the advocacy process and progress with the high-risk clients as well as analyzing available services and obstacles to obtaining needed services.

The National Science Foundation awarded a grant in the amount of \$1,080,000 for a project under the direction of Professor Mehmet Sarikaya of the Materials Science and Engineering Department entitled "Genetically Engineered Materials Science and Engineering Center". These funds provide first year support for a proposed six year six and one-half million dollar program. By combining the recent developments of molecular and nanoscale engineering in physical sciences and the advances in molecular biology, the investigators propose to create an interdisciplinary center including biology, physical sciences and engineering based on molecular biometrics. They plan to integrate the tools of modern molecular biology with state of the art chemical synthesis to construct hybrid materials exhibiting properties that cannot be achieved through either traditional biological or chemical routes. The goal is to synthesize and assemble inorganic nanostructures of defined shape and properties into the materials of tomorrow. The Center will have 10 co-investigators, national and international collaborations, shared experimental facilities and strong educational, including K-12, undergraduate and graduate level components, and industrial outreach.

The U. S. Department of Education awarded a grant in the amount of \$579,125 for a project under the direction of Vice-Chancellor George T. Bellamy of the Bothell Campus entitled "Leaders For Teacher-Preparing Schools Project." The purpose of the investigators is substantially to improve principal leadership nationally for teacher preparatory schools that serve high-needs communities. The goal is to increase the effectiveness of these schools in sustaining high levels of student learning by supporting the preparation, orientation and continuing professional learning of the school's principals. There are three core objectives to achieve this goal: (1) develop a stream of highly qualified new principals (2) assist current principals to deepen their leadership capabilities (3) develop and disseminate curriculum materials and programs that support preparation and continued professional learning for principals.



Summary of Grant and Contract Awards

Fiscal Year 2005-2006

Month	RESEARCH		TRAINING		Total
	Federal	Non-Federal	Federal	Non-Federal	Grants and Contracts
July	\$66,463,818	\$6,444,105	\$7,164,851	\$1,418,430	\$81,491,204
August	\$82,136,975	\$15,186,181	\$6,605,300	\$6,661,367	\$110,589,823
September	\$66,526,770	\$14,825,079	\$15,124,518	\$3,290,200	\$99,766,567
October	\$53,095,542	\$15,762,787	\$6,572,165	\$3,939,508	\$79,370,002
November					
December					
January					
February					
March					
April					
May					
June					
Current Year to Date	\$268,223,105	\$52,218,152	\$35,466,834	\$15,309,505	\$371,217,596
Previous Year to Date	\$287,342,926	\$61,699,650	\$38,618,607	\$15,417,465	\$403,078,648
Over (Under) Previous Year	(\$19,119,821)	(\$9,481,498)	(\$3,151,773)	(\$107,960)	(\$31,861,052)

Assuming acceptance of all awards by the Board of Regents

Comparison of Grant and Contract Awards by Agency
Fiscal Years 2004-2005 and 2005-2006

Agency	July-Oct FY05	July-Oct FY06
Department of Defense	\$8,659,200	\$10,859,018
Department of Education	\$11,558,518	\$15,123,735
Department of Energy	\$2,473,971	\$6,686,143
Dept. of Health and Human Services	\$217,227,706	\$198,344,232
National Science Foundation	\$47,423,562	\$44,614,589
Other Federal	\$38,618,576	\$28,062,222
Subtotal for Federal:	\$325,961,533	\$303,689,939
Associations /Others	\$15,306,675	\$13,847,968
Foundations	\$14,347,110	\$8,079,575
Industry	\$10,922,280	\$12,947,354
Local Government	\$1,541,826	\$549,957
Other Government and Public Agencies	\$25,227,972	\$18,769,120
State of Washington	\$9,771,252	\$13,333,683
Subtotal for Non-Federal:	\$77,117,115	\$67,527,657
Grand Total :	\$403,078,648	\$371,217,596
Amount of Increase (Decrease):		(\$31,861,052)
Percent of Increase (Decrease):		-7.9%

Assuming acceptance of all awards by the Board of Regents

Comparison of Grant and Contract Awards by School/College
Fiscal Years 2004-2005 and 2005-2006

School/College	July-Oct FY05	July-Oct FY06
Upper Campus		
Architecture and Urban Planning	\$300,397	\$1,617,254
Arts and Science	\$28,572,879	\$28,430,335
Business Administration	\$396,250	\$214,102
Education	\$8,959,694	\$3,718,496
Engineering	\$32,926,965	\$43,308,594
Evans School of Public Affairs	\$4,817,307	\$1,829,490
Forest Resources	\$2,952,207	\$3,215,836
Graduate School	\$496,224	\$1,983,543
Information School	\$999,946	\$1,120,258
Law	\$101,780	\$312,565
Ocean and Fishery Sciences	\$30,141,181	\$29,010,006
Office of Research	\$15,831,679	\$15,143,863
Social Work	\$10,555,376	\$5,679,668
Undergraduate Education	\$141,228	\$117,165
Subtotal :	\$137,193,113	\$135,701,175
Health Sciences		
Dentistry	\$5,611,606	\$5,433,057
Medicine	\$177,506,238	\$164,408,363
Nursing	\$7,914,538	\$7,671,480
Pharmacy	\$3,146,053	\$4,149,800
Public Health and Community Medicine	\$48,205,936	\$36,747,213
Subtotal :	\$242,384,371	\$218,409,913
Special Programs		
Health Sciences Special Programs	\$15,394,306	\$8,001,565
Other Special Programs	\$6,422,937	\$7,171,918
Subtotal :	\$21,817,243	\$15,173,483
Branch Campuses		
Branch Campuses (Bothell)	\$1,548,874	\$1,371,636
Branch Campuses (Tacoma)	\$135,047	\$561,389
Subtotal :	\$1,683,921	\$1,933,025
Grand Total :	\$403,078,648	\$371,217,596

Assuming acceptance of all awards by the Board of Regents

List of Awards for Arts and Sciences

Department	July-Oct FY05	July-Oct FY06
Center for Statistics and the Social Sciences	\$214,000	\$149,211
Center for Studies in Demography and Ecology	\$448,721	\$347,671
College of Arts and Sciences	\$1,147,442	\$0
Department of Anthropology	\$264,450	\$1,745,031
Department of Applied Mathematics	\$165,879	\$686,882
Department of Asian Languages and Literature	\$10,000	\$140,000
Department of Astronomy	\$655,346	\$905,257
Department of Atmospheric Sciences	\$1,543,765	\$2,583,217
Department of Biology	\$2,249,523	\$3,677,445
Department of Chemistry	\$7,993,448	\$4,680,927
Department of Classics	\$0	\$30,000
Department of Communication	\$89,500	\$24,550
Department of Earth and Space Sciences	\$3,244,319	\$2,102,841
Department of Economics	\$0	\$7,250
Department of Geography	\$311,978	\$0
Department of Germanics	\$36,000	\$36,000
Department of Mathematics	\$3,120,227	\$713,604
Department of Near Eastern Languages & Civilization	\$2,000	\$0
Department of Physics	\$1,937,792	\$1,925,106
Department of Political Science	\$0	\$50,000
Department of Psychology	\$2,604,205	\$4,298,719
Department of Scandinavian Languages and Literature	\$27,273	\$0
Department of Speech and Hearing Sciences	\$137,545	\$498,138
Department of Statistics	\$348,587	\$359,552
Halbert Robinson Center for the Study of Capable Y	\$0	\$500
Henry M. Jackson School of International Studies	\$1,288,410	\$615,450
Institute for Nuclear Theory	\$195,000	\$2,373,000
Public Performing Arts	\$0	\$62,500
Sociology	\$0	\$352,788
Thomas Burke Memorial Washington State Museum	\$537,469	\$64,696
	\$28,572,879	\$28,430,335

Assuming acceptance of all awards by the Board of Regents

Summary of Grant Awards

Fiscal Year 2005-2006

(Excluding Private Awards from Foundations, Industry, Associations and Other)

Month	RESEARCH		TRAINING		Total Grants
	Federal	Non-Federal	Federal	Non-Federal	
July	\$63,379,387	\$2,308,194	\$7,159,851	\$368,324	\$73,215,756
August	\$81,212,598	\$5,167,397	\$6,185,083	\$1,116,369	\$93,681,447
September	\$64,172,453	\$4,008,427	\$14,974,336	\$859,951	\$84,015,167
October	\$47,210,635	\$4,970,887	\$5,793,886	\$1,715,466	\$59,690,874
November					
December					
January					
February					
March					
April					
May					
June					
Year to Date	\$255,975,073	\$16,454,905	\$34,113,156	\$4,060,110	\$310,603,244

Assuming acceptance of all awards by the Board of Regents

Summary of Grant Awards

Fiscal Year 2005-2006

(Private Awards from Foundations, Industry, Associations and Other)

Month	RESEARCH	TRAINING	Total Grants
July	\$2,778,247	\$341,543	\$3,119,790
August	\$6,311,912	\$2,075,600	\$8,387,512
September	\$6,422,372	\$2,206,643	\$8,629,015
October	\$6,012,089	\$1,082,512	\$7,094,601
November			
December			
January			
February			
March			
April			
May			
June			
Year to Date	\$21,524,620	\$5,706,298	\$27,230,918

Assuming acceptance of all awards by the Board of Regents

Summary of Contract Awards

Fiscal Year 2005-2006

Month	RESEARCH		TRAINING		Total Contracts
	Federal	Non-Federal	Federal	Non-Federal	
July	\$3,084,431	\$1,357,664	\$5,000	\$708,563	\$5,155,658
August	\$924,377	\$3,706,872	\$420,217	\$3,469,398	\$8,520,864
September	\$2,354,317	\$4,394,280	\$150,182	\$223,606	\$7,122,385
October	\$5,884,907	\$4,779,812	\$778,279	\$1,141,530	\$12,584,528
November					
December					
January					
February					
March					
April					
May					
June					
Year to Date	\$12,248,032	\$14,238,628	\$1,353,678	\$5,543,097	\$33,383,435

Assuming acceptance of all awards by the Board of Regents

**Report of Grant and Contract Awards
Of \$1,000,000 or More**

October 2005

**Requiring Action of
The Board of Regents

of the
University of Washington**

**Office of Research
Office of Sponsored Programs**

Table of Contents

	Page
Detail of Grant Awards - Excluding Private Grants	2
Detail of Contracts	5

Detail of Grant Awards (Excluding Private Awards) for
October 2005

FEDERAL

DEPARTMENT OF DEFENSE

U.S. Department of the Navy

To: BRUCE M. HOWE, PRINCIPAL OCEANOGRAPHER \$1,000,000
APPLIED PHYSICS LABORATORY
For: ACOUSTIC SEAGLIDERS

Eff: 10/1/2005

Department of Defense Subtotal:

\$1,000,000

DEPT. OF HEALTH AND HUMAN SERVICES

Centers for Disease Control

To: MARK W. OBERLE, PROFESSOR \$1,270,432
DEPARTMENT OF HEALTH SERVICES
For: CENTER OF EXCELLENCE IN PUBLIC HEALTH INFORMATICS

Eff: 9/30/2005

National Institutes of Health

To: PAUL G. RAMSEY, DEAN \$5,311,401
SCHOOL OF MEDICINE
For: UW GENERAL CLINICAL RESEARCH CENTER NON-COMPETING RENEWAL

Eff: 4/1/2005

To: GEORGE STAMATOYANNOPOULOS, PROFESSOR \$2,348,469
DEPARTMENT OF MEDICINE
For: THE UW/FHCRC PROGRAM OF EXCELLENCE IN GENE THERAPY

Eff: 9/1/2005

To: GEORGE STAMATOYANNOPOULOS, PROFESSOR \$2,214,612
DEPARTMENT OF MEDICINE
For: STEM CELL GENE THERAPY FOR HEMOGLOBINPATHIES

Eff: 9/1/2005

To: CONNIE L. CELUM, PROFESSOR \$1,703,484
ALLERGY AND INFECTIOUS DISEASES
For: ACYCLOVIR TO PREVENT HIV ACQUISITION IN HSV-2+ PERSONS

Eff: 7/1/2004

**Detail of Grant Awards (Excluding Private Awards) for
October 2005**

To:	DAVID M. ANDERSON, ASSOCIATE DIRECTOR	\$1,219,119
	REGIONAL PRIMATE RESEARCH CENTER	
For:	WANPRC MACACA NEMESTRINA SPF BREEDING COLONY	

Eff: 9/1/2005

Dept. of Health and Human Services Subtotal:

\$14,067,517

NATIONAL SCIENCE FOUNDATION

National Science Foundation

To:	LUCA COMAI, PROFESSOR	\$1,547,836
	DEPARTMENT OF BIOLOGY	
For:	VCA: FUNCTIONAL GENOMICS OF PLANT POLYPLOIDS	

Eff: 8/25/2005

To:	MEHMET SARIKAYA, PROFESSOR	\$1,080,000
	DEPARTMENT OF MATERIALS SCIENCE AND ENGINEERING	
For:	GENETICALLY ENGINEERED MATERIALS SCIENCE AND ENGINEERING CENTER	

Eff: 10/1/2005

National Science Foundation Subtotal:

\$2,627,836

OTHER FEDERAL

National Oceanic and Atmospheric Administration

To:	JOHN M. WALLACE, PROFESSOR	\$2,491,421
	JOINT INSTITUTE FOR STUDY OF ATMOSPHERE AND OCEAN	
For:	THE ARGO PROJECT: GLOBAL OCEAN OBSERVATIONS FOR UNDERSTANDING AND PREDICTION OF CLIMATE VARIABILITY	

Eff: 7/1/2005

To:	JOHN M. WALLACE, PROFESSOR	\$1,770,563
	JOINT INSTITUTE FOR STUDY OF ATMOSPHERE AND OCEAN	
For:	FISHERIES-OCEANOGRAPHY COORDINATED INVESTIGATIONS RESEARCH SUPPORT	

Eff: 7/1/2005

To:	JOHN M. WALLACE, PROFESSOR	\$1,420,000
	JOINT INSTITUTE FOR STUDY OF ATMOSPHERE AND OCEAN	
For:	THE CENTER FOR SCIENCE IN THE EARTH SYSTEM	

Eff: 4/1/2004

**Detail of Grant Awards (Excluding Private Awards) for
October 2005**

Other Federal Subtotal:

\$5,681,984

Total for Federal:

\$23,377,337

Detail of Contract Awards for
October 2005

FEDERAL

DEPT. OF HEALTH AND HUMAN SERVICES

National Institutes of Health

To: JEFFREY L. PROBSTFIELD, PROFESSOR \$1,760,309
DEPARTMENT OF MEDICINE
For: PREVENTION OF CARDIOVASCULAR DISEASE IN DIABETES MELLITUS - CLINICAL CENTER
NETWORK PCDD
Eff: 8/1/2003

To: DEBORAH A. NICKERSON, PROFESSOR \$1,506,100
GENOME SCIENCES
For: NIEHS - SNPS
Eff: 9/30/2001

Dept. of Health and Human Services Subtotal:

\$3,266,409

Total for Federal:

\$3,266,409

Detail of Contract Awards for
October 2005

NON-FEDERAL

STATE OF WASHINGTON

Washington State Department of Social and Health Services

To:	THERESE GRANT, RESEARCH ASSISTANT PROFESSOR	\$2,267,952
	DEPARTMENT OF PSYCHIATRY AND BEHAVIORAL SCIENCES	
For:	PARENT-CHILD ASSISTANCE PROGRAM	
Eff:	7/1/2005	

State of Washington Subtotal:	<hr/>	\$2,267,952
-------------------------------	-------	-------------

Total for Non-Federal:	<hr/>	\$2,267,952
------------------------	-------	-------------

Total Awards \$1,000,000 or Greater:	<hr/>	\$28,911,698
--------------------------------------	-------	--------------

VII. STANDING COMMITTEES**B. Finance, Audit and Facilities Committee****Actions Taken Under Delegated Authority**

Pursuant to the Standing Orders of the Board of Regents, Delegation of Authority, and to the delegation of authority from the President of the University to the Executive Vice President in Executive Order No. 1, to take action for projects or contracts that exceed \$1,000,000 in value or cost but are less than \$5,000,000, the Administration may approve and execute all instruments.

**UW Tacoma Master Architectural Consultant Agreement, 2005-2007
Biennium****Action Reported: Architect Appointment**

On October 20, 2005 Master Agreements for Architectural and Professional Services were executed with BCRA. The agreements encompass architectural design services for projects at the University of Washington, Tacoma. These services will include feasibility studies, cost estimates, pre-design reports, programming services, and preparation of Public Work documents and specifications for the renovation and construction of University facilities. Typical projects may include renovation of classrooms, offices, research and teaching laboratories, elevator upgrades, exterior building restorations and roof replacements.

The Capital Projects Office anticipates awarding studies and projects up to \$3,000,000 for a single project, with a total project value for all projects under each term agreement not exceeding \$5,000,000. The term of the contract is two years with an optional one year renewal, for a total term of three years.

On July 14, 2005, the Capital projects Office advertised for firms interested in providing architectural and professional services. Fifteen firms responded to the Request for Qualifications. Four firms were interviewed on September 6, 2005 and BCRA was selected. The firms not selected were BLRB Architects, McGranahan Architects, and Erickson McGovern Architects.

BCRA is a Tacoma-based architectural firm that is experienced in working at Universities; having completed several large projects at Central Washington University, including the new Science Facility, Black Hall for the department of Education and the State of Washington Central Regional Archives. Members of BCRA's staff have worked on the Mattress Factory and Cherry Parkes Renovation (Phase 2B) projects at UW Tacoma, and Housing & Food Service projects for the University of Washington.

VII. STANDING COMMITTEES

B. Finance, Audit and Facilities Committee

Actions Taken Under Delegated Authority (continued p. 2)

HSC BB Tower Fire Sprinkler Retrofit

Project No. 201266

Action Reported: Engineer Appointment/Establish Project Budget

On December 21, 2005 an agreement for engineering services was awarded for the HSC BB Tower Fire Sprinkler Retrofit Project to CDi Engineers under their existing Master Agreement for Engineering Services for Fire and Life Safety Improvement Projects. The value of the design contract is \$53,121. The balance of the design budget is intended for hazardous material design and construction oversight (\$70,260), and project design contingencies.

A fire sprinkler improvement project in HSC AA/BB/RR wings (project 10741) was reported to the Board of Regents on January 20, 2005. The project budget was established at \$1,455,702. During design, an unexpected level of hazardous material abatement was identified on floors 8 through 16 of the BB Tower. Asbestos abatement was expected to involve insulated pipe joint fittings only. Upon further investigation of floors 8 through 16 of the BB Tower, the building construction is comprised of a steel frame (lower floors are concrete frame) with asbestos containing fire proofing. The project-related asbestos abatement work increased in addition to pipe fitting abatement, to include cleaning asbestos-containing fire proofing from ceiling tiles to allow for contractor access and spot fire proofing removal for hanger installations. This substantially increased the cost of the project and pushed out the anticipated bid time. Project (10741) was split into two projects so that an appropriate amount of time could be used to address asbestos coordination issues on floors 8 through 16 of BB tower without delaying improvements on floors with less asbestos abatement coordination. The split project also allows for more bidders to be eligible, due to the lower bonding thresholds.

Project 10741 was reduced in scope to encompass floors 4 through 7 of AA/BB/RR, 8RR through 10RR and 17BB. A revised project budget of \$940,769 was established, which results in this project now being below the threshold for Regents reporting.

The new project (201266) was created and provides fire sprinkler improvements to 64,157 sq. ft. of floors 8 through 16 of the BB Tower. There is also some additional design/bidding and administrative costs in having two separate projects.

The project budget for the new project is \$ 1,301,355. Funding is available from the 05-07 biennium Capital Safety budget.

VII. STANDING COMMITTEES

B. Finance, Audit and Facilities Committee

Actions Taken Under Delegated Authority (continued p. 3)

Budget Summary:	Current Approved Budget	Forecast Cost at Completion
Total Consultant Svcs	\$ 177,814	\$ 177,814
Total Construction Cost*	\$ 952,377	\$ 952,377
Other Costs	\$ 70,204	\$ 70,204
Project Administration	\$ 100,960	\$ 100,960
Total Project Budget	\$ 1,301,355	\$ 1,301,355

4545 15th Ave NE Minor Renovations Project No. 200651 Action Reported: Architect Appointment

On November 17, 2005, an Agreement for Professional Services to conduct a pre-design study was awarded to KDW Architects for the 4545 Minor Renovation project. KDW is a Seattle-based architectural firm specializing in data center design; the firm has designed both new and renovated data center projects for numerous private companies including AT&T, Microsoft, and Qwest.

The pre-design effort is funded at \$225,000. At the completion of the pre-design phase, the scope of work, schedule and budget will be established. These actions will be reported at a later time as an action taken, to establish the budget as well as confirming the source of funds for the total project.

The contract amount for KDW's professional services is \$165,444; the remaining pre-design funding will be used for cost estimating, hazardous material investigation, existing conditions surveys and project administration fees.

On April 28, 2005, the Capital Projects Office advertised for firms interested in providing pre-design and architectural services for this project. Four firms responded to the Request for Qualifications; two firms were interviewed on July 20, 2005. Callison Architects was the other firm interviewed.

4545 15th Avenue NE consists of two structures built in 1969: a four-story office building of approximately 67,927 gross square feet (of which the University occupies 61,351 square feet) and a four-story parking structure of approximately 99,498 gross square feet.

Since 1973 the University of Washington has leased the 4545 Building to provide office, data center, and support space. On February 20, 2004, the Board of Regents approved a lease purchase of the 4545 office building, and the purchase of the parking structure from the University Presbyterian Church to occur in April

VII. STANDING COMMITTEES

B. Finance, Audit and Facilities Committee

Actions Taken Under Delegated Authority (continued p. 4)

2006. Ownership and management of the office building will transfer to TSB Properties, a non-profit organization, under a thirty year agreement after which ownership reverts to the University. Ownership of the parking structure will transfer directly to the University.

The recommendation to lease purchase the 4545 office building and the purchase of the parking structure also warranted some capital upgrades, including limited life safety, deferred maintenance and seismic upgrades to the garage, as well as modernization to building utilities serving the data center.

The purpose of the pre-design is to identify those capital upgrades necessary to optimize the Data Center's operations and its maintainability and survivability in the event of an emergency.

Funding is available from Central Administration.

Seattle Campus UW Libraries Remote Shelving

Project No. 10352

Action Reported: Establish Project Budget

In December 2005, Koppe Wagoner Architects completed a pre-design study for the Seattle Campus UW Libraries Remote Shelving project at Sand Point. Based on the study, the project budget was established at \$4,900,000. The appointment of Koppe Wagner Architects was made in June, 2005 and reported to Regents in September, 2005.

At the conclusion of the pre-design, an agreement to provide architectural design services was negotiated with Koppe Wagoner. The value of the design contract is \$308,560. The budget for consultant services is \$658,288. The balance of the design budget is intended for hazardous materials design, commissioning, energy conservation analysis, structural testing, and miscellaneous services, as well as the completed pre-design study. The current funding of \$311,537 is intended to fund costs through the Schematic Design phase.

This project will provide the build-out and environmental conditioning of approximately 26,215 sq. ft. of vacant shell space on the 3rd floor of Building 5 Bay D at Sand Point to house compact, movable shelving in a controlled environment appropriate for the storage of library materials. Compact, mobile shelving will be purchased and installed as a separately funded effort. New lighting, data and communications, and fire and life safety improvements will be included in the new space. The new space and an adjacent 12,500 sq ft of existing library storage space, for a total of 38,715 sq. ft., will be served by new heating,

VII. STANDING COMMITTEES

B. Finance, Audit and Facilities Committee

Actions Taken Under Delegated Authority (continued p. 5)

ventilation, and air conditioning (HVAC) and humidity control units located on the roof. Additional work identified as bid alternates could add wall and ceiling insulation to an additional 24,886 sq ft of existing library storage space.

Design began in December 2005, construction documents will be completed in September 2006, construction will begin in November 2006, and occupancy will occur in September 2007.

Current funding is \$311,537 provided from Central Administration to proceed with design; additional funding will be provided from the 2005-2007 Capital Budget over the course of the project to meet expenses.

Budget Summary:	Current Approved Budget	Forecast Cost at Completion
Total Consultant Services	\$658,288	\$658,288
Total Construction Cost	\$3,760,856	\$3,760,856
Other Costs	\$125,417	\$125,417
Project Administration	\$355,439	\$355,439
Total Project Budget	\$4,900,000	\$4,900,000

UW HMC – Gamma-Angio Renovations

Project No. 201202

Action Reported: Architectural Firm Appointment/Establish Project Budget

On October 24, 2005 an agreement for architectural services was awarded to Taylor Gregory Butterfield Architects, for Harborview's Gamma-Angio Renovations project under their existing Master Agreement for Architectural Services for Harborview Medical Center. Taylor Gregory Butterfield Architects has an extensive history in hospital renovation, with particular focus to Radiology departments. In addition to the many projects they have worked on at the Seattle campus, they have also successfully completed similar renovations for other hospitals in the region.

The value of the design contract is \$236,175. The balance of the design budget is for pre-design, hazardous materials survey, indoor air quality, consultant and Design Service contingency.

The Gamma-Angio Renovations project is a complex, four-phased renovation involving four different existing departments within the medical center. The project will allow for the upgrade of existing radiology equipment and provide

VII. STANDING COMMITTEES

B. Finance, Audit and Facilities Committee

Actions Taken Under Delegated Authority (continued p. 6)

new offices and patient/nursing support areas for four co-related departments. It will also provide an additional Angiography Bi-Plane suite and patient/nursing support functions. The actual equipment associated with this phased renovation will be purchased and installed by Harborview under a separate contract.

A design budget of \$443,148 has been approved by HMC's Board of Trustees. Funding is available from Harborview revenues.

The current Management Agreement between UW, HMC and King County limits CPO to capital projects up to \$1M. This project's total budget (design and construction) exceeds \$1M. HMC will propose to King County that the \$1M limit be increased to \$5M, consistent with current practice for small projects at the UW Medical Center, during the January 2006 meeting. Should this limit not be raised, Harborview intends to seek specific permission to allow CPO to manage this project.

Budget Summary	Current Approved Budget	Forecast Cost at Completion
Total Consultant Services	\$443,148	\$443,148
Total Construction Cost	\$2,528,096	\$2,528,096
Other Costs	\$22,899	\$22,899
Project Administration	\$205,857	\$205,857
Total Project Budget	\$3,200,000	\$3,200,000

VII. STANDING COMMITTEE**B. Finance, Audit and Facilities Committee****2005 Audit Reports of the UW and UWMC – KPMG**

A copy of the Audit Report is available at the web site noted below:

<http://www.washington.edu/admin/finmgmt/annualreport2005.pdf>

VII. STANDING COMMITTEE**B. Finance, Audit and Facilities Committee****2005 Audit Report of the Metropolitan Tract – Peterson Sullivan**

Information will be available following the January 19, 2005 Board of Regents meeting.

VII. STANDING COMMITTEES**B. Finance, Audit and Facilities Committee****Metropolitan Tract – 2006 Unico Capital and Tenant Improvement Budget Approval****RECOMMENDED ACTION:**

It is the recommendation of the Finance, Audit and Facilities Committee that the Board of Regents approve reimbursement of up to \$12.74 million in capital expenditures by Unico Properties, Inc., for rehabilitation and modernization projects requested in its 2006 Capital Improvement Plan for the office buildings on the Metropolitan Tract. The \$12.74 million is comprised of \$7.8 million for capital improvements and up to \$4.9 million for tenant improvements.

BACKGROUND:

Under the terms of the University's lease with Unico Properties, Inc., capital improvement expenditures for purposes of rehabilitation and modernization of the Metropolitan Tract must be approved by the University. As lessor, the University is responsible for reimbursement of these expenditures.

The recommended total 2006 capital expenditure request is \$12.74 million. Of this, \$7.8 million is for capital improvements with \$3.5 million allocated for building improvements necessary to reduce the risk of potential liability and to maintain the buildings' competitiveness in the marketplace, to be accomplished in 2006. The major projects for 2006 include the installation of sprinklers in the Financial Center, IBM Building and Puget Sound Plaza, an upgrade of the sidewalks at the IBM Building, new HVAC on the 8th floor of the Skinner Building, and completion of the common area upgrades on the multi-tenant floors in all of the buildings. Additionally, vacant spaces that are outdated will be improved with new ceilings and lights.

The remaining \$4.3 million is recommended for a major upgrade of the mechanical systems of the four high-rise buildings (Rainier Tower, Financial Center, IBM Building and Puget Sound Plaza) which will be accomplished over the next three years. The buildings' mechanical systems currently average more than 35 years old and are nearing the end of their useful lives. Over the past year, Unico engaged McKinstry to perform an in-depth evaluation of the mechanical and energy systems and to recommend upgrades for these four buildings. The goals of the project are to: design and implement energy efficient solutions prior to equipment failure, reduce capital infusion by securing utility rebates and financing a portion of the projects with operational savings gained through increased energy efficiency, address safety, code compliance and tenant comfort issues, and promote environmental stewardship and sustainable practices. McKinstry identified projects totaling \$7.1 million that met these goals. Through a combination of utility rebates and Unico-secured financing based on the operational savings, the University

VII. STANDING COMMITTEES

B. Finance, Audit and Facilities Committee

Metropolitan Tract – 2006 Unico Capital and Tenant Improvement Budget Approval (continued p. 2)

investment to complete these projects would be approximately \$4.3 million over the next three years.

The remaining \$4.9 million recommended for approval is allocated to tenant improvements related to existing vacant space and leases due to expire in 2006 in Tract buildings. Funds will be used to for tenant improvements necessary to facilitate leasing and to achieve targeted rental rates. Reimbursement for tenant improvements is subject to Unico achieving agreed upon rent thresholds.

Exhibit I, prepared by Urbis Partners and Heitman and attached hereto, summarizes the projected expenditures for the recommended capital improvements and tenant improvements. It also contains a projected 5-year capital plan for information and planning purposes only. Unico is required to submit its recommendations each year for approval on an annual basis.

Completion of capital improvements and tenant improvements will ensure continued competitiveness of the Metropolitan Tract, and generate a substantial net present value improvement to the University's economic position.

Urbis Partners and Heitman Real Estate Services, the University's asset managers for the Metropolitan Tract, recommend approval of a total of \$12.74 million to accomplish Unico's 2006 Capital Improvement Plan.

The 2006 Unico Capital and Tenant Improvement Budget request has been recommended for approval by the Executive Vice President and the Director of Real Estate.

UNICO PROPERTIES 2006 CAPITAL BUDGET SUMMARY

2006 REQUESTED APPROVAL		
General Capital Improvements	\$	3,453,120
Major Mechanical (3 years) ¹	\$	4,344,876
Tenant Improvements	\$	4,944,177
TOTAL	\$	12,742,173

2006	Capital Improvements			Tenant Improvements	
Building	Recommended 2006 General Capital	Recommended 3 Year Mechanical	Total Request	Total 5 Year Projected Capital ²	Expected Transaction Budget ³
Rainier Tower	340,014	1,736,027	2,076,041	2,298,660	1,919,380
Financial Center	272,399	1,163,384	1,435,783	2,747,131	323,932
IBM Building	1,635,048	891,964	2,527,012	2,824,012	1,110,240
Puget Sound Plaza	574,562	553,502	1,128,064	1,090,211	798,022
Skinner Building	606,097		606,097	606,097	792,603
Met Tract Studies ⁴	25,000		25,000	125,000	
TOTAL	3,453,120	4,344,876	7,797,996	9,691,111	4,944,177

¹ Work to be completed from 2006 - 2008

² Additionally, we are holding approximately \$9m of projects that will only be completed in the event of Code changes or if no Rainier Square development is implemented or if revenue achieved supports optional improvements or upgrades in the future.

³ Based on 80% of budgeted leasing for 2006; all vacant and expiring spaces are budgeted to be \$8.4m

⁴ Required under Article VII of the Unico Lease

Historical Capital Expenditures

Budget Year	Net Capital Approved ¹	2006 Carryover ²
2005	3,222,639	1,253,836
2004	4,554,408	206,975
2003	4,748,669	-
2002	6,166,546	-
2001	5,911,979	-
2000	11,097,876	-
6 YEAR CAPITAL TOTAL	35,702,117	1,460,811
6 YEAR TI TOTAL	10,592,561	1,911,689
TOTAL	46,294,678	3,372,500

Historical Tenant Improvement Expenditures

Budget Year	TIs Approved (Budget)	Completed Deals (Actual)	Carryover 2006 ¹
2005	\$ 3,320,838	\$ 2,456,486	\$ 1,337,835
2004	4,304,829	3,694,955	1,818,079
2003	3,792,083	3,565,817	46,307
2002	615,410	604,467	45,313
2001	2,582,022	1,943,772	-
2000	1,488,192	783,549	1,990
TOTAL	12,782,537	10,592,561	1,911,689

Separately Approved Projects	Net Capital Approved	2006 Carryover
Skinner Seismic Upgrade ³	9,981,400	15,000
Cobb Pre-Development	403,802	-
IBM Retail Pre-Development ⁴	250,000	165,607
TOTAL:	10,635,202	180,607
TOTAL All Projects	56,929,880	3,553,107

¹ Net Capital Approved represents the actual costs to complete the projects

² Represents amount not yet reimbursed to Unico

³ Skinner Building seismic project achieved savings of \$750,000 from the initial budget

⁴ IBM Retail Carryover amount will not be spent until project leasing has been achieved

VII. STANDING COMMITTEES**B. Finance, Audit and Facilities Committee**University of Washington Budget Process – 2006**BACKGROUND**

Each year the UW engages in the process to develop and approve the operating budgets (Core Education, Restricted and Academic Support / Enhancement budgets) and the capital budgets (minor and major projects). Over the next six months, the UW will develop and approve these budgets for FY 2007 (July 1, 2006 – June 30, 2007).

Over the next six months, the UW will also develop and approve the operating and capital budget requests for State General Fund and State Capital Budget support for the 2007-09 Biennium (July 1, 2007 – June 30, 2009). Included in this process will be the development and negotiation of our labor agreements.

The purpose of this information item is to provide a brief timeline of the major activities of these processes, highlighting Regent involvement, and to answer any questions about the planned process. The budget process is led by the Provost in her role as the UW Chief Budget Officer.

BUDGET DEVELOPMENT AND APPROVAL PROCESSES FOR 2006 – MAJOR ACTIVITIES OUTLINE**January**

Regents - Information briefing on the 2006 process

Cabinet, Deans, Faculty, Students – Begin the process of establishing a common budget knowledge base, set the policy and process framework and discuss initial expectations of outcomes

February

Regents - Discuss policy framework and priorities and initial expectations of outcomes

Cabinet, Deans, Faculty, Students

- Continue to set policy framework and discuss initial expectations
- Develop and assess budget resource request for both FY 2007 & 2007-09 Biennium

VII. STANDING COMMITTEES

B. Finance, Audit and Facilities Committee

University of Washington Budget Process – 2006 (continued p. 2)

March / April

Regents – Discuss the overall vision and priorities for the UW business plan

Cabinet, Deans, Faculty, Students – Discuss resources requests and develop and discuss initial straw budgets for operating and capital budgets for both FY 2007 and the 2007-09 Biennium

May

Regents

- Present and discuss initial proposal for the presentation of the long range business plan framework (program and funding requirements) that will be used to communicate the overall context of the specific budget requests
- Present and discuss the straw budget proposals for FY 2007, including proposed tuition rates for 2006-07 academic year

Cabinet, Deans, Faculty, Students

- Continue discussions of straw budgets
- Present and discuss initial proposal for the presentation of the long range business plan framework (program and funding requirements) that will be used to communicate the overall context of the specific budget requests

June

Regents

- Approve the FY 2007 budgets
- Approve tuition rates for the 2006-07 academic year
- Approve the presentation of the long range UW business plan

VII. STANDING COMMITTEES

B. Finance, Audit and Facilities Committee

University of Washington Budget Process – 2006 (continued p. 3)

- Discuss the proposed budget requests to the State for the 2007-09 biennium

Cabinet, Deans, Faculty, Students - Continue discussions of straw budgets and the long range UW business plan

UW administration – Begin the process to implement that approved FY 2007 budgets

July

Regents – Approve budget requests to the State for the 2007-09 Biennium

August

UW administration - Complete the implementation of the approved FY 2007 budgets and the submittals of the approved 2007-09 Biennium budgets requests to the State (including the completion of labor negotiations for the labor contracts for the 2007-09 Biennium)

September

UW administration – Submit 2007-09 Biennial budget requests to Governor and HECB

VII. STANDING COMMITTEE**B. Finance, Audit and Facilities Committee****Report of Contributions –December 2005**

Information will be available at the committee meeting.

VII. STANDING COMMITTEE

B. Finance, Audit and Facilities Committee

UWINCO Update

An oral report was given at the meeting.

UW Medicine at Lake Union Update

**Board of Regents
Finance, Audit & Facilities Committee**

January 19, 2006

Agenda

Purpose: PROGRESS UPDATE

- Background
- SLU Overview
- Financial Plan
- Phase I Update
- Phase II Update
- Summary

Background

- Option to proceed on SLU Phase I approved April 2003
- Approval to execute option on SLU Phase II approved March 2005
- Deadline on first option for SLU Phase III expires March 2007

SLU Overview

		Square Feet (Gross)			Project Costs (MM's)		
	<u>Completion</u>	<u>Lab SF</u>	<u>Office SF</u>	<u>Total SF</u>	<u>Total</u>	<u>Debt</u>	<u>Equity</u>
Phase 1	Dec, 2004	110,000	0	110,000	\$47	\$42	\$5
Phase 2	Jul, 2008	200,000	100,000	300,000	\$172	\$157	\$15
Phase 3	<u>2010-2012</u>	<u>TBD</u>	<u>TBD</u>	<u>400,000</u>	<u>\$250</u>	<u>\$225</u>	<u>\$25</u>
Total				810,000	\$469	\$424	\$45

Financial Plan

- UW Medicine pays lease base rent (facility & ground), maintenance & operations, capital reserve
 - Some up front payments from gift funds (lease prepayments) to reduce size of borrowing and meet private benefit test
- Revenue to meet these costs is generated primarily from indirect cost support from sponsored research

Financial Plan

Impact of New ICR Rates

NEW Rate:	March 2005 assumption	Actual
UW-SLU	35.6%	40.0%
UW-Main Campus	25.6%	29.5%

New ICR rate will initially increase combined Phase I and II revenues by \$2.2 million per year beginning in 2014 when the new rates are fully phased in

Between 2014 and 2024 the new rate will on average add \$2.6 million in revenue per year

The combined benefit of the new rate and lower financing costs on Phase II shortens projected cash flow breakeven to 2014 from 2021

MTDC growth rate unchanged in the model

Administrative ICR remains at the 26% cap

Phase I Update

- Phase I was on-time and on-budget
- Average annual Base Rent: \$3.4 million
- 100% of space assigned
- Occupants include:
 - Center for Vascular Imaging
 - Center for Women's Health
 - Inflammation
 - Lung Biology
 - Center for Cardiovascular Biology & Regenerative Medicine
 - Comparative Medicine: Vivarium

Phase II Update

- UW signed a 35-year lease with two 5-year options in June 2005 with the same structure as Phase I
- Two buildings to be constructed:
 - 188,000 GSF lab building
 - 97,000 GSF office building
- Location: Same block as Phase 1 (815 Mercer)
- First tranche of debt issued (\$100 million, Nov 2005)
- Project in design development phase, GMP expected in June 2006

Phase II Update Key Variables

- Regents requested a progress report around key variables
 - ICR
 - MTDC growth rate
 - Project costs
 - Financing
 - State funding
 - Occupancy

Phase II Update Project Costs

Phase II	March 2005 estimate	Current estimate
Lab building	\$133 million	\$135 million*
Office building	\$37 million	\$37 million
Total	\$170 million	\$172 million

* Scope Increase: BL3 Laboratory, Animal BL3 Laboratory, Server Farm

Phase II Update

Key Variables: Project costs

- Construction cost escalation built into project budget in addition to contingency
- Regents have authorized additional debt \$7.5 million to cover additional project costs
- Original project assumption on sales tax deferral was conservative

Phase II Update

Key Variables: Financing

Debt (Total)	Mar 2005 Int Rates	Nov 2005 Int Rates
Tranche 1: \$100 mm for 30 yrs	6.0% Est.	4.8% Actual
Tranche 2: \$ 57 mm for 15 yrs	5.5% Est.	5.2% Est.

- Lower rate on Tranche 1 reduced average annual base rent by \$650,000
- Tranche 2 rate is projected for June 2007 at .75% above current rates

Phase II Update

Key Variables: Financing

- Second tranche of short term debt for \$57 million will be issued mid-year 2007
- A 50 basis point increase in short term rate increases annual base rent by \$200,000 (2% of annual base rent)
- Every additional \$1 mm borrowed would increase annual base rent by \$100,000 (1% of annual base rent)

Phase II Update

Key Variables: State Funding

- Governor's budget includes \$2.4 million per year to offset maintenance & operations costs at SLU
- The \$2.4 million is not reflected in current projections

Phase II Update

Key Variables: Examples of Occupants

- Diabetes and Obesity (B. Bremner)
- Molecular Therapy (J. Chamberlain, D. Russell)
- Expansion of Proteomics (B. Waterston)
- Regenerative Science (R. Moon, T. Blau)
- Small molecule screening (B. Catterall)
- Tracers for Biomolecular imaging (N. Beauchamp)
- Lung repair and disease (B. Parks, R. Glenny)
- UW Medicine administrative units (currently in leased space)
- Depending on final Phase II Laboratory occupants, may also have dry laboratories in admin building

Summary

- Project is on schedule
- Status on project variables
 - ICR (rate finalized summer 2006)
 - MTDC Growth Rate (unchanged in model)
 - Financing (1st tranche done 11/2005; 2nd tranche to be completed in 2007)
 - Construction costs (increase of \$2 million)
 - State funding (In Governor's budget)
 - Occupants (Sufficient demand)