

July 14, 2005

TO: Members of the Board of Regents  
Ex Officio Representatives to the Board of Regents

FROM: Michele M. Sams, Secretary of the Board of Regents

RE: Schedule of Meetings

**JULY 21, 2005**

<b>9:30 a.m.–11:30 a.m.</b>	<b>142 Gerberding Hall</b>	<b>ACADEMIC &amp; STUDENT AFFAIRS COMMITTEE:</b> Regents Gates (Chr), Barer, Brotman, Cole, Jewell, Rasmussen <i>In Joint Session with</i> <b>FINANCE, AUDIT AND FACILITIES COMMITTEE:</b> Regents Yapp (Chr), Brotman, Evans, Jewell, Kiga, Proctor
<b>11:30 a.m.–12:30 p.m.</b>	<b>142 Gerberding Hall</b>	<b>COMMITTEE OF THE WHOLE:</b> Regents Brotman (Chair), Barer, Cole, Evans, Gates, Jewell, Kiga, Proctor, Rasmussen, Yapp
<b>12:30 p.m.–2:40 p.m.</b>	<b>142 Gerberding Hall</b>	<b>FINANCE, AUDIT AND FACILITIES COMMITTEE:</b> Regents Yapp (Chr), Brotman, Evans, Jewell, Kiga, Proctor
<b>2:40 p.m.–2:50 p.m.</b>	<b>142 Gerberding Hall</b>	<b>ACADEMIC &amp; STUDENT AFFAIRS COMMITTEE:</b> Regents Gates (Chr), Barer, Brotman, Cole, Jewell, Rasmussen
<b>3:00 p.m.</b>	<b>Peterson Room Allen Library</b>	<b>REGULAR MEETING OF BOARD OF REGENTS</b>

**ENCLOSURES:** Agendas for Committees



UNIVERSITY OF WASHINGTON  
BOARD OF REGENTS

July 14, 2005

**TO: Members of the Academic and Student Affairs Committee**  
Regents Gates (Chair), Barer, Brotman, Cole, Jewell, Rasmussen

**FROM: Michele M. Sams, Secretary of the Board of Regents**

**RE: Meeting of Committee on 7/21/05 (2:40 p.m.–2:50 p.m., 142 Gerberding Hall)**

The following topics are noted for discussion at the meeting of the committee on *Thursday, July 21, 2005*. Items requiring action by the full Board of Regents are marked "DRAFT."

1. **Academic and Administrative Appointments** **ACTION** A-1  
**David B. Thorud**, Acting Provost and Vice President for  
Academic Affairs
2. **University of Washington Medicine Board Appointments** **ACTION** A-2  
**Paul G. Ramsey**, Vice President for Medical Affairs & Dean  
of the School of Medicine



**UNIVERSITY OF WASHINGTON  
BOARD OF REGENTS**

July 14, 2005

**TO: Members of the Committee of the Whole**  
Regents Brotman (Chair), Barer, Cole, Evans, Gates, Jewell, Kiga,  
Proctor, Rasmussen, Yapp

**FROM: Michele M. Sams, Secretary of the Board of Regents**

**RE: Meeting of Committee on 7/21/05 (11:30 a.m.–12:30 p.m., 142 Gerberding Hall)**

The following topics are noted for discussion at the meeting of the committee on *Thursday, July 21, 2005*. Items requiring action by the full Board of Regents are marked "DRAFT."

1. **Board Communications** **INFORMATION**



UNIVERSITY OF WASHINGTON  
BOARD OF REGENTS

July 14, 2005

**TO: Members of the Finance, Audit and Facilities Committee**  
Regents Yapp (Chair), Brotman, Evans, Jewell, Kiga, Proctor

*In Joint Session with*

**Members of the Academic and Student Affairs Committee**  
Regents Gates (Chair), Barer, Brotman, Cole, Jewell, Rasmussen

**FROM: Michele M. Sams, Secretary of the Board of Regents**

**RE: Meeting of Committee on 7/21/05 (9:30 a.m. – 11:30 a.m., 142 Gerberding Hall)**

The following topics are noted for discussion at the meeting of the committee on *Thursday, July 21, 2005*. Items requiring action by the full Board of Regents are marked "DRAFT."

1. **UW Medicine Review Committee Report – Achieving Excellence in Compliance**      **INFORMATION**      F-3  
    **William Van Ness**, Chair, UW Medicine Board Review Committee  
    **Orin Smith**, Vice Chair,,



UNIVERSITY OF WASHINGTON  
BOARD OF REGENTS

July 14, 2005

**TO: Members of the Finance, Audit and Facilities Committee**  
Regents Yapp (Chair), Brotman, Evans, Jewell, Kiga, Proctor

**FROM: Michele M. Sams, Secretary of the Board of Regents**

**RE: Meeting of Committee on 7/21/05 (12:30 p.m.– 2:40 p.m., 142 Gerberding Hall)**

The following topics are noted for discussion at the meeting of the committee on *Thursday, July 21, 2005*. Items requiring action by the full Board of Regents are marked "DRAFT."

1. **Grant and Contract Awards – May, 2005** ACTION F-2  
Weldon E. Ihrig, Executive Vice President
2. **Report of Contributions - May, 2005** INFORMATION F-1  
Walter G. Dryfoos, Associate V. P., Advancement Services,  
Development & Alumni Relations  
Connie Kravas, Vice President for Development and Alumni  
Relations
3. **Action Taken Under Delegated Authority** INFORMATION F-4  
Richard Chapman, Associate V. P. for Capital Projects  
Weldon E. Ihrig
4. **2006 State Operating and Capital Supplemental Budget Requests** INFORMATION F-5  
Gary R. Quarfoth, Associate Vice Provost, Budget Office
5. **Creation of a New Operating Fee Waiver for Certain Graduate  
and Professional Students** ACTION F-6  
Gary R. Quarfoth
6. **Quarterly Investment Report, 3rd Quarter FY05** INFORMATION F-7  
Keith Ferguson, Chief Investment Officer
7. **UWINCO Update** INFORMATION F-8  
Keith Ferguson
8. **Other Business** INFORMATION
9. **Executive Session**

**AGENDA**

**BOARD OF REGENTS**  
University of Washington

**July 21, 2005**  
3:00 p.m. – Peterson Room, Allen Library

(Item No.)

**I. CALL TO ORDER**

**II. ROLL CALL**

**III. CONFIRM AGENDA**

**IV. REPORT OF THE CHAIR OF THE BOARD OF REGENTS: Regent Brotman**

Fee-Based Education at the University of Washington (Information only)

Report from the Vice President/Vice Provost for Diversity (Information only)

**V. REPORT OF THE UNIVERSITY PRESIDENT: Dr. Emmert**

Integrated Alumni Development Approach

UP-1

**VI. CONSENT AGENDA**

Approval of Minutes of Meeting of June 10, 2005

University of Washington Medicine Board Appointments

A-2

Grant and Contract Awards – June, 2005

F-2

Creation of a New Operating Fee Waiver for Certain Graduate and Professional Students

F-6

**VII. STANDING COMMITTEES**

**A. Academic and Student Affairs Committee: Regent Gates - Chair**

Academic and Administrative Appointments (**ACTION**)

A-1

**B. Finance, Audit and Facilities Committee: Regent Yapp - Chair**

Report of Contributions - May, 2005 (Information only)	F-1
Action Taken Under Delegated Authority (Information only)	F-4
2006 State Operating and Capital Supplemental Budget Requests (Information only)	F-5
Quarterly Investment Report, 3rd Quarter FY05 (Information only)	F-7
UWINCO Update (Information only)	F-8

***Joint Session*****B. Finance, Audit and Facilities Committee: Regent Yapp - Chair****A. Academic and Student Affairs Committee: Regent Gates - Chair**

UW Medicine Review Committee Report – Achieving Excellence in Compliance	F-3
--	-----

**C. Committee of the Whole: Regent Brotman - Chair**

Board Communications

**VIII. OTHER BUSINESS**

Reports from ex-officio representatives to the Board:

**ASUW President – Mr. Lee M. Dunbar**

**GPSS President – Mr. Adam C. Grupp**

**Alumni Association President – Ms. Karen Lee**

**Faculty Senate Chair – Professor G. Ross Heath**

**IX. DATE FOR NEXT REGULAR MEETING: The next meeting will be on Thursday, September 15, 2005****X. EXECUTIVE SESSION****XI. ADJOURNMENT**

July 14, 2005

TO: Members of the Board of Regents  
Ex Officio Representatives to the Board of Regents

FROM: Michele M. Sams, Secretary of the Board of Regents

RE: Schedule of Meetings

**JULY 21, 2005**

<b>9:30 a.m.–11:30 a.m.</b>	<b>142 Gerberding Hall</b>	<b>ACADEMIC &amp; STUDENT AFFAIRS COMMITTEE:</b> Regents Gates (Chr), Barer, Brotman, Cole, Jewell, Rasmussen <i>In Joint Session with</i> <b>FINANCE, AUDIT AND FACILITIES COMMITTEE:</b> Regents Yapp (Chr), Brotman, Evans, Jewell, Kiga, Proctor
<b>11:30 a.m.–12:30 p.m.</b>	<b>142 Gerberding Hall</b>	<b>COMMITTEE OF THE WHOLE:</b> Regents Brotman (Chair), Barer, Cole, Evans, Gates, Jewell, Kiga, Proctor, Rasmussen, Yapp
<b>12:30 p.m.–2:40 p.m.</b>	<b>142 Gerberding Hall</b>	<b>FINANCE, AUDIT AND FACILITIES COMMITTEE:</b> Regents Yapp (Chr), Brotman, Evans, Jewell, Kiga, Proctor
<b>2:40 p.m.–2:50 p.m.</b>	<b>142 Gerberding Hall</b>	<b>ACADEMIC &amp; STUDENT AFFAIRS COMMITTEE:</b> Regents Gates (Chr), Barer, Brotman, Cole, Jewell, Rasmussen
<b>3:00 p.m.</b>	<b>Peterson Room Allen Library</b>	<b>REGULAR MEETING OF BOARD OF REGENTS</b>

ENCLOSURES: Agendas for Committees





UNIVERSITY OF WASHINGTON  
BOARD OF REGENTS

July 14, 2005

**TO: Members of the Academic and Student Affairs Committee**  
Regents Gates (Chair), Barer, Brotman, Cole, Jewell, Rasmussen

**FROM: Michele M. Sams, Secretary of the Board of Regents**

**RE: Meeting of Committee on 7/21/05 (2:40 p.m.–2:50 p.m., 142 Gerberding Hall)**

The following topics are noted for discussion at the meeting of the committee on *Thursday, July 21, 2005*. Items requiring action by the full Board of Regents are marked "DRAFT."

1. **Academic and Administrative Appointments** **ACTION** A-1  
**David B. Thorud**, Acting Provost and Vice President for  
Academic Affairs
  
2. **University of Washington Medicine Board Appointments** **ACTION** A-2  
**Paul G. Ramsey**, Vice President for Medical Affairs & Dean  
of the School of Medicine



UNIVERSITY OF WASHINGTON  
BOARD OF REGENTS

July 14, 2005

**TO: Members of the Finance, Audit and Facilities Committee**  
Regents Yapp (Chair), Brotman, Evans, Jewell, Kiga, Proctor

*In Joint Session with*

**Members of the Academic and Student Affairs Committee**  
Regents Gates (Chair), Barer, Brotman, Cole, Jewell, Rasmussen

**FROM: Michele M. Sams, Secretary of the Board of Regents**

**RE: Meeting of Committee on 7/21/05 (9:30 a.m. – 11:30 a.m., 142 Gerberding Hall)**

The following topics are noted for discussion at the meeting of the committee on *Thursday, July 21, 2005*. Items requiring action by the full Board of Regents are marked "DRAFT."

1. **UW Medicine Review Committee Report – Achieving Excellence in Compliance**      **INFORMATION**      F-3  
    **William Van Ness**, Chair, UW Medicine Board Review Committee  
    **Orin Smith**, Vice Chair,,



UNIVERSITY OF WASHINGTON  
BOARD OF REGENTS

July 14, 2005

**TO: Members of the Committee of the Whole**  
Regents Brotman (Chair), Barer, Cole, Evans, Gates, Jewell, Kiga,  
Proctor, Rasmussen, Yapp

**FROM: Michele M. Sams, Secretary of the Board of Regents**

**RE: Meeting of Committee on 7/21/05 (11:30 a.m.–12:30 p.m., 142 Gerberding Hall)**

The following topics are noted for discussion at the meeting of the committee on *Thursday, July 21, 2005*. Items requiring action by the full Board of Regents are marked "DRAFT."

1. **Board Communications** **INFORMATION**



UNIVERSITY OF WASHINGTON  
BOARD OF REGENTS

July 14, 2005

**TO: Members of the Finance, Audit and Facilities Committee**  
Regents Yapp (Chair), Brotman, Evans, Jewell, Kiga, Proctor

**FROM: Michele M. Sams, Secretary of the Board of Regents**

**RE: Meeting of Committee on 7/21/05 (12:30 p.m.– 2:40 p.m., 142 Gerberding Hall)**

The following topics are noted for discussion at the meeting of the committee on *Thursday, July 21, 2005*. Items requiring action by the full Board of Regents are marked "DRAFT."

1. **Grant and Contract Awards – May, 2005** ACTION F-2  
Weldon E. Ihrig, Executive Vice President
2. **Report of Contributions - May, 2005** INFORMATION F-1  
Walter G. Dryfoos, Associate V. P., Advancement Services,  
Development & Alumni Relations  
Connie Kravas, Vice President for Development and Alumni  
Relations
3. **Action Taken Under Delegated Authority** INFORMATION F-4  
Richard Chapman, Associate V. P. for Capital Projects  
Weldon E. Ihrig
4. **2006 State Operating and Capital Supplemental Budget Requests** INFORMATION F-5  
Gary R. Quarfoth, Associate Vice Provost, Budget Office
5. **Creation of a New Operating Fee Waiver for Certain Graduate  
and Professional Students** ACTION F-6  
Gary R. Quarfoth
6. **Quarterly Investment Report, 3rd Quarter FY05** INFORMATION F-7  
Keith Ferguson, Chief Investment Officer
7. **UWINCO Update** INFORMATION F-8  
Keith Ferguson
8. **Other Business** INFORMATION
9. **Executive Session**

VII. STANDING COMMITTEES

A. Academic and Student Affairs Committee

Academic and Administrative Appointments

RECOMMENDED ACTION:

It is the recommendation of the administration and the Academic and Student Affairs Committee that the Board of Regents approve the appointments to the University faculty and administration as presented on the attached list.

Attachment: Personnel Recommendations

## MINUTES

### **BOARD OF REGENTS University of Washington**

**July 21, 2005**

The Board of Regents held its regular meeting on Thursday, July 21, 2005, beginning at 3:00 p.m. in the Peterson Room of the Allen Library. The notice of the meeting was appropriately provided to the public and the press.

#### **CALL TO ORDER**

#### **ROLL CALL**

The Assistant Secretary called the roll: Present were Regents Brotman (presiding), Barer, Cole, Gates, Kiga, Rasmussen, Yapp; Dr. Emmert, Dr. Thorud, Ms. Warren, Ms. Keith, Ms. Sams; ex-officio representatives: Mr. Lee Dunbar, Mr. Adam Grupp, Ms. Karen Lee, Professor G. Ross Heath.

Absent: Regents Evans, Jewell and Proctor

#### **CONFIRM AGENDA**

The agenda was confirmed as presented.

#### **REPORT OF THE CHAIR OF THE BOARD OF REGENTS: Regent Brotman**

##### **Fee-Based Education at the University of Washington (Information only) BP-1**

Dr. David P. Szatmary, Vice Provost for Educational Outreach, presented an overview of fee-based education. Among the areas he focused on were the structure and mission of Educational Outreach, advantages of fee-based degree programs, strategic directions for growth, policy issues and initiatives for the future.

See Attachment BP-1.

##### **Report from the Vice President/Vice Provost for Diversity (Information only) BP-2**

Dr. Nancy V. (Rusty) Barceló, Vice President and Vice Provost for Diversity, highlighted the progress of the Diversity Appraisal. Her presentation was a follow-up to her remarks at the Academic and Student Affairs Committee meeting on June 4, 2004. She distributed the Diversity Appraisal Report Update, dated January 25, 2005. The document offers a set of significant observations, challenges and priority recommendations. She reported that the President's Diversity Appraisal Implementation Fund has awarded \$400,000 to 13 different campus units for innovative project that will enhance student development, enhance faculty diversity or improve the campus, workplace or classroom climate.

See Attachment BP-2.

Joining Dr. Barceló was Dr. David Takeuchi, Professor and Dean of the School of Social Work. Dr. Takeuchi recently assumed the position of interim director of the University of Washington Diversity Research Institute. Dr. Takeuchi indicated that the Diversity Research Institute aims to support a stronger academic research climate in three significant ways: (1) institutional research; (2) faculty collaboration and; (3) by exploring questions about diversity that are raised by the broader society.

**REPORT OF THE UNIVERSITY PRESIDENT: Dr. Emmert**

Dr. Emmert announced that the University of Washington would be notifying the National Institutes of Allergy and Infectious Disease (NIAID) that the University will not pursue further its proposal for a Regional Biocontainment Laboratory (RBL). NIAID asked the University to respond very quickly on two weeks notice to technical and financial questions to ensure that if the RBL is offered to the University that it could support it. At this time, the University is not in a position financially to do so. The University will notify the NIAID of such, which will likely result in the University of Washington's proposal being rejected.

As the July Board meeting was Professor G. Ross. Heath, Chair of the Faculty Senate and ex-officio representative to the Board, President Emmert thanked him and said that he had been a wonderful colleague and partner. Dr. Emmert announced that the incoming Chair of the Faculty Senate is Dr. Ashley F. Emery, Professor of Mechanical Engineering. Professor Emery will assume his new responsibility on August 1, 2005.

President Emmert then introduced Mr. John Buller, Executive Director of the Alumni Association. Dr. Emmert said that Mr. Buller's presentation was in response to an interest expressed by the Regents.

**Integrated Alumni Development Approach**

**UP-1**

Mr. John Buller, Executive Director of the University of Washington Alumni Association, first recognized Ms. Karen Turner-Lee, Washington State Commissioner of the Employment Securities Department and President of the Alumni Association, for her leadership over the past year. He introduced Mr. Chuck Blumenfeld, Attorney, Perkins Coie, as the incoming President, effective August 1.

Mr. Buller then focused his remarks on the relationship between the Alumni Association and the Office of Development Advancement Services. The two most important tools utilized to engage alumni and prospective alumni are the strategic methods of communication and the wide range of programs. Communications primarily are focused at proactive, preplanned agenda of what people care most about: (1) academic enrichment, (2) service to others, (3) career programs and (4) fun. Programs range from serving pizza to students during finals week to traveling abroad. In closing, Mr. Buller

noted the importance of President Emmert's belief in the power and relevance of an integrated Alumni/Development approach.

See Attachment UP-2.

Regent Yapp complimented Mr. Buller's leadership, the Alumni Association Board of Trustees, and the great network of volunteers. She said there is no question that Mr. Buller is the keel, energy and creativity that has sparked the Association's enthusiasm, and that as a 38-year alumnus, she has never seen the Alumni Association more vibrant or more active.

## CONSENT AGENDA

Regent Brotman noted there were four (4) items for approval on the consent agenda, and called for a motion.

**MOTION:** Upon the recommendation of the President of the Board and the motion made by Regent Gates, seconded by Regent Barer, the Board voted to approve the four (4) items on the consent agenda as shown below:

### **Minutes for the meeting of June, 2005**

#### **University of Washington Medicine Board Appointments** (Agenda no. A-2)

It was the recommendation of the University President and the Academic and Student Affairs Committee that the Board of Regents make the following new appointment and reappointments to the UW Medicine Board:

##### New Appointment:

JoAnn Taricani	June 30, 2005 – July 1, 2008
----------------	------------------------------

##### Reappointments:

Sylvia Mathews	June 30, 2005 – July 1, 2008
Ann Ramsay-Jenkins	June 30, 2005 – July 1, 2006

See Attachment A-2.

#### **Grant and Contract Awards – May, 2005** (Agenda no. F-2)

It was the recommendation of the administration and the Finance, Audit and Facilities Committee that the Board of Regents accepted Grant and Contract Awards for the month of May, 2005 in the total amount of \$98,311,517.

See Attachment F-2.

#### **Creation of a New Operating Fee Waiver for Certain Graduate and Professional Students** (Agenda no. F-6)



It was the recommendation of the administration and the Finance, Audit and Facilities Committee that the Board of Regents establish, under the authority granted by RCW 28B.15.915, an operating fee waiver for certain nonresident graduate and professional students. This operating fee waiver is being proposed to eliminate a potential competitive disadvantage in recruiting top-quality graduate and professional students.

Under this operating fee waiver, beginning Autumn Quarter 2005, any graduate or professional student who has lived in the State for one year (except for students whose visa status precludes them from establishing permanent residency) will be eligible for an annual waiver of a portion of operating fees equal to the difference between resident and nonresident tuition. This operating fee waiver will be granted if the student has applied for but failed to qualify for residency under the requirements specified in WAC 250-18-03 but meets the following criteria:

the student signs a statement that they have the intent to establish permanent residency in Washington;

the student has either a Washington State Driver's License or a Washington State Identification Card;

the student is registered to vote, if eligible to vote;

the student has established a bank account under a Washington state address;

if the student owns or drives a vehicle in Washington, it is registered in Washington;

the student maintains any medical/automobile insurance independent of parents; and

the student establishes that he or she is financially independent for the current and prior calendar years.

The annual operating fee waiver will include summer quarter. Students must file a residency application annually to either become reclassified or to establish eligibility for this operating fee waiver.

See Attachment F-6.

## **STANDING COMMITTEES**

### **ACADEMIC AND STUDENT AFFAIRS COMMITTEE: Regent Gates, Chair**

#### **Academic and Administrative Appointments** (Agenda no. A-1)

In his report, Regent Gates called attention to several appointments where a professorship or chair was included.

**MOTION:** Upon the recommendation of the administration and the motion made by Regent Gates, seconded by Regent Kiga, the Board voted to approve the

Academic and Administrative Appointments: (Regent Rasmussen abstained from the discussion and vote.)

See Attachment A-1.

**FINANCE, AUDIT AND FACILITIES COMMITTEE: Regent Yapp, Chair**

Regent Kiga noted that the Committee had an abbreviated agenda. With respect to the Report of Contributions, he pointed out the year-to-date figure for the \$2 billion campaign is \$1.3 million. Additionally, the University received \$13 million in private gifts and grants. He reported that the Committee received information on the 2006 State Operating and Capital Supplemental Budget Request and noted that the administration will bring forth a proposal at the September 15, 2005 meeting.

**Report of Contributions - May, 2005** (Agenda no. F-1) (Information only)

**Action Taken Under Delegated Authority** (Agenda no. F-4) (Information only)

**2006 State Operating and Capital Supplemental Budget Requests** (Agenda no. F-5) (Information only)

**Quarterly Investment Report, 3rd Quarter FY05** (Agenda no. F-7) (Information only)

**UWINCO Update** (Agenda no. F-8) (Information only)

**ACADEMIC AND STUDENT AFFAIRS COMMITTEE: Regent Gates, Chair**

*In joint session with*

**FINANCE, AUDIT AND FACILITIES COMMITTEE: Regent Yapp, Chair**

Regent Gates indicated that the Committees reviewed the UW Medicine Review Committee Report – Achieving Excellence in Compliance.

**COMMITTEE OF THE WHOLE: Regent Brotman, Chair**

Regent Brotman stated that the Committee of the Whole met in two executive sessions to consider the minimum price at which real estate will be offered for sale or lease when public knowledge regarding such consideration would cause a likelihood of decreased price.

**REPORTS FROM EX OFFICIO REPRESENTATIVES TO THE BOARD OF REGENTS**

**ASUW President:** Mr. Lee M. Dunbar

Regent Brotman extended a warm welcome to Mr. Dunbar. Mr. Dunbar expressed excitement in representing undergraduate students this coming year. He said he looks forward to working with the Regents and the administration and to continuing the spirit of student involvement from last year.

**GPSS President:** Mr. Adam Grupp

Mr. Grupp noted that the new Graduate and Professional Student Senate officers are getting acclimated and trained, noting that they are all looking forward to the coming school year.

**Alumni Association President:** Ms. Karen Lee

Regent Brotman noted that it was Ms. Lee's last meeting and thanked her for all her many contributions. Ms. Lee said that it had been a pleasure serving as the Alumni Association ex-officio representative to the Board. She also expressed appreciation on behalf of the Alumni Association for the ex-officio seat at the Board table and for being a part of one of the best Universities in the world.

**Faculty Senate Chair:** Professor G. Ross Heath

Professor Heath made a number of observations about the dynamics of the Board of Regents over his many years at the University. He said he deeply appreciated the role that the Regents play at the University of Washington. The Regents efforts are widely recognized amongst the faculty and particularly appreciated, even if faculty members don't say thank you often enough. He said he had been witness to many of the efforts over the years and was very grateful to be working with such a remarkable group.

At Regent Brotman's request, Professor Heath made a few remarks about President Emmert's first year. Professor Heath said that of the seventeen people he had reported to over the years, only two names stand out, one of which is President Emmert. He remarked that he had no idea of how enjoyable it would be to orient and work with President Emmert. He noted that at each of the monthly Faculty Senate meetings there is an opportunity for the University President to make a few remarks and to respond to open questions from the floor. During the past year, there has been no shortage of contentious topics on which President Emmert had been thoroughly grilled. In all cases, his responses were open, straight forward and graceful. This was highlighted in the final meeting of the year where one of the senators who had been one of President Emmert's more aggressive questioners, spontaneously stood up and thanked him for the way he had handled all the issues that had been brought to him. The Senate's response was to give President Emmert a standing ovation. Professor Heath stated that this is something he has not seen in any other case in my fifty odd years in academia. He said he thinks the reason the faculty has responded so positively to President Emmert is because of Emmert's openness, the strength and consistency of his principles, and because his answers and positions do not waffle through time. President Emmert has an obvious commitment to and affection for the University of Washington. Now that President Emmert has been joined by the institutions' new Provost, Dr. Phyllis M. Wise, the faculty

July 21, 2005

is even more enthusiastic, and expects to see University of Washington move from its current state of excellence to the next higher level over the next few years. Professor Health concluded his remarks by stating that the faculty is delighted that President Emmert is at the University of Washington and applauds the role of the Regents in making this possible.

Regent Brotman noted that it also was last meeting for Dr. David B. Thorud, Acting Provost and Dean Emeritus, and expressed the Board deep appreciation for his service. Regent Brotman said it had been wonderful having Dr. Thorud in the position of Acting Provost over the past several years.

**DATE FOR NEXT MEETING**

The August 18, 2005 meeting was cancelled. The next regular meeting of the Board of Regents will be held on Thursday, September 15, 2005.

**ADJOURNMENT**

The regular meeting was adjourned at 5 p.m.

A handwritten signature in black ink, appearing to read 'Michele M. Sams', written in a cursive style.

Michele M. Sams  
Secretary of the Board of Regents

## **ADMINISTRATION**

### HUMAN RESOURCES

#### **ADMINISTRATIVE APPOINTMENTS**

##### **SUFFIS, JOANNE I**

(MS, 1988, UNIVERSITY OF WISCONSIN; BA, 1985, UNIVERSITY OF RHODE ISLAND) TO BE INTERIM VICE PRESIDENT OF HUMAN RESOURCES, EFFECTIVE 7/1/2005. (PRIOR TO THIS APPOINTMENT, MS. SUFFIS WAS DIRECTOR OF HUMAN RESOURCES - UPPER CAMPUS OPERATIONS.)

## **COLLEGE OF ARCHITECTURE AND URBAN PLANNING**

### DEPARTMENT OF ARCHITECTURE

#### **NEW APPOINTMENTS**

##### **INANICI, MEHLIKA NUR**

(BArch, 1993, MIDDLE EAST TECHNICAL UNIVERSITY (TURKEY); MSc, 1995, MIDDLE EAST TECHNICAL UNIVERSITY (TURKEY); MSc, 2002, UNIVERSITY OF MICHIGAN; PHD, 2004, UNIVERSITY OF MICHIGAN) TO BE ASSISTANT PROFESSOR OF ARCHITECTURE AT A SALARY RATE OF \$54,000 OVER NINE MONTHS, EFFECTIVE 9/16/2005. (DR. INANICI IS CURRENTLY A POST-DOCTORAL RESEARCHER AT THE LAWRENCE BERKELEY NATIONAL LABORATORY.)

##### **INTRACHOOT, SINGH**

(BA, 1990, UNIVERSITY OF WASHINGTON; BS, 1991, UNIVERSITY OF WASHINGTON; MArch, 1993, UNIVERSITY OF WASHINGTON; PHD, 2002, MASSACHUSETTS INSTITUTE OF TECHNOLOGY) TO BE VISITING ASSISTANT PROFESSOR OF ARCHITECTURE AT A SALARY RATE OF \$17,667 OVER THREE MONTHS, EFFECTIVE 9/16/2005. (DR. INTRACHOOT IS CURRENTLY ON THE FACULTY OF ARCHITECTURE A KASETSART UNIVERSITY, BANKOK.)

##### **MERLINO, KATHERYN ROGERS**

(BA, 1995, UNIVERSITY OF WASHINGTON; MArch, 1999, UNIVERSITY OF VIRGINIA) TO BE ASSISTANT PROFESSOR, PART-TIME, OF ARCHITECTURE AT A SALARY RATE OF \$25,002 OVER NINE MONTHS, EFFECTIVE 9/16/2005. (PROFESSOR MERLINO IS CURRENTLY A LECTURER, PART-TIME, IN THE SAME DEPARTMENT.)

##### **OSHIMA, KEN TADASHI**

(BA, 1988, HARVARD UNIVERSITY; MArch, 1993, UNIVERSITY OF CALIFORNIA (BERKELEY); MPhil, 1998, COLUMBIA UNIVERSITY; PHD, 2003, COLUMBIA UNIVERSITY) TO BE ASSISTANT PROFESSOR OF ARCHITECTURE AT A SALARY RATE OF \$50,004 OVER NINE MONTHS, EFFECTIVE 9/16/2005. (DR. OSHIMA IS CURRENTLY HOLDER OF THE SAINSBURY FELLOWSHIP AT THE SAINSBURY INSTITUTE, UNIVERSITY OF LONDON.)

## **COLLEGE OF ARTS AND SCIENCES**

### DEPARTMENT OF ASIAN LANGUAGES AND LITERATURE

#### **ADMINISTRATIVE APPOINTMENTS**

##### **SHAPIRO, MICHAEL**

(BA, 1967, QUEENS COLLEGE; MA, 1970, UNIVERSITY OF CHICAGO; PHD, 1973, UNIVERSITY OF CHICAGO) TO BE CHAIR OF ASIAN LANGUAGES AND LITERATURE, EFFECTIVE 7/1/2005. (DR. SHAPIRO WILL CONTINUE AS PROFESSOR OF ASIAN LANGUAGES AND LITERATURE AND ADJUNCT PROFESSOR OF LINGUISTICS.)

DEPARTMENT OF CHEMISTRY

**NEW APPOINTMENTS**

**LI, XIAOSONG**

(BS, 1999, UNIV. OF SCIENCE AND TECHNOLOGY (CHINA); PHD, 2003, WAYNE STATE UNIVERSITY) TO BE ASSISTANT PROFESSOR OF CHEMISTRY AT A SALARY RATE OF \$61,200 OVER NINE MONTHS, EFFECTIVE 9/16/2005. (DR. LI IS CURRENTLY A POST-DOCTORAL RESEARCH ASSOCIATE AT YALE UNIVERSITY.)

DEPARTMENT OF COMMUNICATION

**NEW APPOINTMENTS**

**JOSEPH, RALINA**

(BA, 1996, BROWN UNIVERSITY; MA, 2001, UNIVERSITY OF CALIFORNIA (SAN DIEGO); PHD, 2005, UNIVERSITY OF CALIFORNIA (SAN DIEGO)) TO BE ASSISTANT PROFESSOR OF COMMUNICATION AT A SALARY RATE OF \$54,000 OVER NINE MONTHS, EFFECTIVE 9/16/2005.

**KAPLAN, DEBORAH**

(BA, 1994, UNION INSTITUTE AND UNIVERSITY; MA, 1998, UNIVERSITY OF CALIFORNIA (IRVINE); PHD, 2005, UNIVERSITY OF NORTH CAROLINA) TO BE ASSISTANT PROFESSOR OF COMMUNICATION AT A SALARY RATE OF \$53,055 OVER NINE MONTHS, EFFECTIVE 5/15/2005. (PHD AWARDED MAY 2005 FROM UNIVERSITY OF NORTH CAROLINA, CHAPEL HILL.)

DEPARTMENT OF ENGLISH

**NEW APPOINTMENTS**

**LAPORTE, CHARLES**

(BA, 1994, STANFORD UNIVERSITY; MA, 1997, UNIVERSITY OF VIRGINIA; PHD, 2004, UNIVERSITY OF MICHIGAN) TO BE ASSISTANT PROFESSOR OF ENGLISH AT A SALARY RATE OF \$56,502 OVER NINE MONTHS, EFFECTIVE 9/16/2005. (DR. LAPORTE IS CURRENTLY ASSISTANT PROFESSOR OF ENGLISH AT VANDERBILT UNIVERSITY.)

**MOORE, COLETTE**

(BA, 1996, UNIVERSITY OF TEXAS (AUSTIN); PHD, 2004, UNIVERSITY OF MICHIGAN) TO BE ASSISTANT PROFESSOR OF ENGLISH AT A SALARY RATE OF \$56,502 OVER NINE MONTHS, EFFECTIVE 9/16/2005. (DR. MOORE IS CURRENTLY ASSISTANT PROFESSOR OF ENGLISH AT VANDERBILT UNIVERSITY.)

**TARANATH, ANUPAMA**

(BA, 1994, UNIVERSITY OF CALIFORNIA (RIVERSIDE); PHD, 2002, UNIVERSITY OF CALIFORNIA (SAN DIEGO)) TO BE SENIOR LECTURER, PART-TIME, OF ENGLISH AT A SALARY RATE OF \$22,140 OVER NINE MONTHS, EFFECTIVE 9/16/2005. (DR. TARANATH IS CURRENTLY A PART-TIME LECTURER IN THE SAME DEPARTMENT.)

DEPARTMENT OF GEOGRAPHY

**ADMINISTRATIVE APPOINTMENTS**

**BEYERS, WILLIAM B.**

(BA, 1962, UNIVERSITY OF WASHINGTON; PHD, 1967, UNIVERSITY OF WASHINGTON) TO BE CHAIR OF GEOGRAPHY, EFFECTIVE 7/1/2005. (DR. BEYERS WILL CONTINUE AS PROFESSOR OF GEOGRAPHY AND ADJUNCT PROFESSOR OF LANDSCAPE ARCHITECTURE, OF PUBLIC AFFAIRS, AND OF URBAN DESIGN AND PLANNING.)

## **NEW APPOINTMENTS**

### **JEFFREY, CRAIG**

(BA, 1995, UNIVERSITY OF CAMBRIDGE (UK); MA, 1999, UNIVERSITY OF CAMBRIDGE (UK); PHD, 1999, UNIVERSITY OF CAMBRIDGE (UK)) TO BE ASSISTANT PROFESSOR OF GEOGRAPHY AND ASSISTANT PROFESSOR OF INTERNATIONAL STUDIES AT A SALARY RATE OF \$60,003 OVER NINE MONTHS, EFFECTIVE 9/16/2005. (DR. JEFFREY IS CURRENTLY A LECTURER AT THE INSTITUTE OF GEOGRAPHY AT THE UNIVERSITY OF EDINBURGH.)

## DEPARTMENT OF HISTORY

### **NEW APPOINTMENTS**

#### **LOPEZ, SHAUN**

(BA, 1991, UNIVERSITY OF ARIZONA; MA, 1995, UNIVERSITY OF UTAH; PHD, 2004, UNIVERSITY OF MICHIGAN) TO BE ASSISTANT PROFESSOR OF HISTORY AT A SALARY RATE OF \$57,303 OVER NINE MONTHS, EFFECTIVE 9/16/2006. (DR. LOPEZ IS CURRENTLY A POSTDOCTORAL FELLOW AT THE UNIVERSITY OF NORTH CAROLINA, CHAPEL HILL.)

#### **THURTLIE, PHILLIP**

(BS, 1983, EVERGREEN STATE COLLEGE; MA, 1994, STANFORD UNIVERSITY; PHD, 2002, STANFORD UNIVERSITY) TO BE ASSISTANT PROFESSOR OF HISTORY AT A SALARY RATE OF \$58,005 OVER NINE MONTHS, EFFECTIVE 9/16/2005. (DR. THURTLIE IS ASSISTANT PROFESSOR OF SOCIOLOGY AND ANTHROPOLOGY AT CARLETON UNIVERSITY, ONTARIO.)

## SCHOOL OF INTERNATIONAL STUDIES

### **NEW APPOINTMENTS**

#### **CURRAN, SARA**

(BS, 1983, UNIVERSITY OF MICHIGAN; MS, 1990, NORTH CAROLINA STATE UNIVERSITY; PHD, 1994, UNIVERSITY OF NORTH CAROLINA) TO BE ACTING ASSOCIATE PROFESSOR OF INTERNATIONAL STUDIES AND OF PUBLIC AFFAIRS AT A SALARY RATE OF \$80,001 OVER NINE MONTHS, EFFECTIVE 9/16/2005. (DR. CURRAN IS CURRENTLY ASSISTANT PROFESSOR OF SOCIOLOGY AT PRINCETON UNIVERSITY.)

## DEPARTMENT OF LINGUISTICS

### **ADMINISTRATIVE APPOINTMENTS**

#### **KAISSE, ELLEN M**

(BA, 1971, UNIVERSITY OF CHICAGO; PHD, 1977, HARVARD UNIVERSITY) TO BE ACTING DIVISIONAL DEAN FOR THE ARTS AND HUMANITIES IN THE COLLEGE OF ARTS AND SCIENCES OVER TWELVE MONTHS, EFFECTIVE 7/1/2005. (PROFESSOR KAISSSE WILL CONTINUE AS PROFESSOR OF LINGUISTICS AND ADJUNCT PROFESSOR OF SPANISH AND PORTUGUESE STUDIES.)

### **NEW APPOINTMENTS**

#### **LEWIS, WILLIAM**

(BA, 1996, UNIVERSITY OF CALIFORNIA (DAVIS); MA, 1999, UNIVERSITY OF ARIZONA; PHD, 2002, UNIVERSITY OF ARIZONA) TO BE VISITING ASSISTANT PROFESSOR OF LINGUISTICS AT A SALARY RATE OF \$60,003 OVER NINE MONTHS, EFFECTIVE 9/16/2005. (DR. LEWIS IS CURRENTLY AN ASSISTANT PROFESSOR OF LINGUISTICS AT CALIFORNIA STATE UNIVERSITY, FRESNO.)

#### **XIA, FEI**

(BS, 1992, PEKING UNIVERSITY (CHINA); MS, 1997, UNIVERSITY OF PENNSYLVANIA; PHD, 2001, UNIVERSITY OF PENNSYLVANIA) TO BE ASSISTANT PROFESSOR OF LINGUISTICS AT A SALARY RATE OF \$60,003 OVER NINE MONTHS, EFFECTIVE 9/16/2005. (DR. XIA IS CURRENTLY A RESEARCH STAFF MEMBER AT THE IBM T.J. WATSON RESEARCH CENTER.)

DEPARTMENT OF PHILOSOPHY

**NEW APPOINTMENTS**

**LIGHT, ANDREW**

(BA, 1989, MERCER UNIVERSITY; MA, 1992, UNIVERSITY OF CALIFORNIA (RIVERSIDE); PHD, 1996, UNIVERSITY OF CALIFORNIA (RIVERSIDE)) TO BE ASSOCIATE PROFESSOR OF PHILOSOPHY AND OF PUBLIC AFFAIRS AT A SALARY RATE OF \$74,502 OVER NINE MONTHS, EFFECTIVE 9/16/2005. (DR. LIGHT IS CURRENTLY A VISITING ASSISTANT PROFESSOR IN THE SAME DEPARTMENT AND SCHOOL.)

DEPARTMENT OF PHYSICS

**NEW APPOINTMENTS**

**GUNDLACH, JENS**

(BS, 1983, UNIVERSITY OF WASHINGTON; PHD, 1990, UNIVERSITY OF WASHINGTON) TO BE PROFESSOR OF PHYSICS AT A SALARY RATE OF \$95,004 OVER NINE MONTHS, EFFECTIVE 7/1/2005. (PRIOR TO THIS APPOINTMENT, DR. GUNDLACH WAS A RESEARCH PROFESSOR IN THE SAME DEPARTMENT.)

DEPARTMENT OF POLITICAL SCIENCE

**NEW APPOINTMENTS**

**BARRETO, MATTHEW**

(BS, 1998, EASTERN NEW MEXICO UNIVERSITY; MS, 2003, UNIVERSITY OF CALIFORNIA (IRVINE); PHD, 2005 (EXPECTED), UNIVERSITY OF CALIFORNIA (IRVINE)) TO BE ACTING ASSISTANT PROFESSOR OF POLITICAL SCIENCE AT A SALARY RATE OF \$72,000 OVER NINE MONTHS, EFFECTIVE 9/16/2005.

DEPARTMENT OF PSYCHOLOGY

**NEW APPOINTMENTS**

**CHUN, DEBORAH**

(BA, 1987, UNIVERSITY OF HAWAII; MS, 1990, UNIVERSITY OF WASHINGTON; PHD, 1993, UNIVERSITY OF WASHINGTON) TO BE SENIOR LECTURER OF PSYCHOLOGY AT A SALARY RATE OF \$46,062 OVER NINE MONTHS, EFFECTIVE 9/16/2005. (DR. CHUN IS CURRENTLY A PART-TIME LECTURER IN THE SAME DEPARTMENT.)

DEPARTMENT OF SPEECH AND HEARING SCIENCES

**NEW APPOINTMENTS**

**BIERER, JULIE**

(BS, 1994, BOSTON UNIVERSITY; PHD, 2001, UNIVERSITY OF MICHIGAN; MS, 2003, SAN FRANCISCO STATE) TO BE ASSISTANT PROFESSOR OF SPEECH AND HEARING SCIENCES AT A SALARY RATE OF \$65,007 OVER NINE MONTHS, EFFECTIVE 9/16/2005. (DR. BIERER IS CURRENTLY A POST-DOCTORAL RESEARCH FELLOW AT THE UNIVERSITY OF CALIFORNIA, SAN FRANCISCO.)

**STECKER, CHRISTOPHER**

(BA, 1994, UNIVERSITY OF CALIFORNIA (SAN DIEGO); MA, 1998, UNIVERSITY OF CALIFORNIA (BERKELEY); PHD, 2000, UNIVERSITY OF CALIFORNIA (BERKELEY)) TO BE ASSISTANT PROFESSOR OF SPEECH AND HEARING SCIENCES AT A SALARY RATE OF \$65,007 OVER NINE MONTHS, EFFECTIVE 9/16/2005. (DR. STECKER IS CURRENTLY A RESEARCH PSYCHOLOGIST AT THE DEPARTMENT OF VETERANS AFFAIRS.)

DEPARTMENT OF WOMEN STUDIES

**ADMINISTRATIVE APPOINTMENTS**

**ALLEN, DAVID**

(BA, 1970, COLORADO STATE UNIVERSITY; MA, 1971, UNIVERSITY OF IOWA; PHD, 1975, UNIVERSITY OF IOWA; MS, 1981, UNIVERSITY OF WISCONSIN) TO BE CHAIR OF WOMEN STUDIES, EFFECTIVE 9/1/2005. (DR. ALLEN WILL CONTINUE AS PROFESSOR OF PSYCHOSOCIAL AND COMMUNITY HEALTH AND ADJUNCT PROFESSOR OF WOMEN STUDIES.)



DIVISION OF SPANISH AND PORTUGUESE STUDIES

**NEW APPOINTMENTS**

**SPACCARELLI, THOMAS**

(BA, 1969, UNIVERSITY OF ILLINOIS; MA, 1971, UNIVERSITY OF WISCONSIN; PHD, 1975, UNIVERSITY OF WISCONSIN) TO BE VISITING PROFESSOR OF SPANISH AND PORTUGUESE STUDIES AT A SALARY RATE OF \$56,844 OVER NINE MONTHS, EFFECTIVE 9/1/2005. (DR. SPACCARELLI IS CURRENTLY A PROFESSOR OF SPANISH AT THE UNIVERSITY OF THE SOUTH, TN.)

**BUSINESS SCHOOL**

DEPARTMENT OF ACCOUNTING

**ADMINISTRATIVE APPOINTMENTS**

**KENNEDY, S. JANE**

(BBA, 1976, UNIVERSITY OF NEW BRUNSWICK (CANADA); MBA, 1977, UNIVERSITY OF ALBERTA (CANADA); PHD, 1992, DUKE UNIVERSITY) TO BE CHAIR OF ACCOUNTING, EFFECTIVE 7/1/2005. (DR. KENNEDY WILL CONTINUE AS PROFESSOR IN THE SAME DEPARTMENT.)

DEPARTMENT OF FINANCE AND BUSINESS ECONOMICS

**NEW APPOINTMENTS**

**SIEGEL, STEPHAN**

(BSC, 1995, BAYREUTH UNIVERSITY (GERMANY); MPhil, 2002, COLUMBIA UNIVERSITY; PHD, 2006 (EXPECTED), COLUMBIA UNIVERSITY) TO BE ACTING ASSISTANT PROFESSOR OF FINANCE AND BUSINESS ECONOMICS AT A SALARY RATE OF \$149,994 OVER NINE MONTHS, EFFECTIVE 7/1/2005.

DEPARTMENT OF MANAGEMENT AND ORGANIZATION

**ADMINISTRATIVE APPOINTMENTS**

**BOEKER, WARREN**

(BS, 1978, ROSE HULMAN INSTITUTE OF TECHNOLOGY; PHD, 1987, UNIVERSITY OF CALIFORNIA (BERKELEY)) TO BE CHAIR OF MANAGEMENT AND ORGANIZATION, EFFECTIVE 7/1/2005. (DR. BOEKER WILL CONTINUE AS PROFESSOR IN THE SAME DEPARTMENT.)

DEPARTMENT OF MANAGEMENT SCIENCE

**ADMINISTRATIVE APPOINTMENTS**

**DEY, DEBRATA**

(BS, 1986, INDIAN INSTITUTE OF TECHNOLOGY (INDIA); MS, 1989, SYRACUSE UNIVERSITY; MS, 1992, UNIVERSITY OF ROCHESTER; PHD, 1994, UNIVERSITY OF ROCHESTER) TO BE CHAIR OF MANAGEMENT SCIENCE, EFFECTIVE 7/1/2005. (DR. DEY WILL CONTINUE AS PROFESSOR IN THE SAME DEPARTMENT.)

**COLLEGE OF EDUCATION**

EDUCATION

**NEW APPOINTMENTS**

**DAVIS, CAROL**

(BS, 1984, TEXAS A&M UNIVERSITY; MEd, 1989, UNIVERSITY OF HOUSTON; EdD, 1992, UNIVERSITY OF HOUSTON) TO BE ASSISTANT PROFESSOR OF EDUCATION AT A SALARY RATE OF \$62,424 OVER NINE MONTHS, EFFECTIVE 9/16/2005. (DR. DAVIS IS CURRENTLY A CONTINUING EDUCATION COORDINATOR AT THE UNIVERSITY OF WASHINGTON.)

**LEONARDO, ZEUS**

(BA, 1991, UNIVERSITY OF CALIFORNIA (LOS ANGELES); PHD, 1998, UNIVERSITY OF CALIFORNIA (LOS ANGELES)) TO BE VISITING ASSOCIATE PROFESSOR OF EDUCATION AT A SALARY RATE OF \$70,002 OVER NINE MONTHS, EFFECTIVE 9/16/2005. (DR. LEONARDO IS CURRENTLY AN ASSOCIATE PROFESSOR AT CALIFORNIA STATE UNIVERSITY, LONG BEACH.)

**COLLEGE OF ENGINEERING**

DEPARTMENT OF AERONAUTICS AND ASTRONAUTICS

**NEW APPOINTMENTS**

**FERABOLI, PAOLO**

(BS, 1995, UNIVERSITY OF BOLOGNA (ITALY); MS, 2002, UNIVERSITY OF BOLOGNA (ITALY); PHD, 2005, UNIVERSITY OF CALIFORNIA (SANTA BARBARA)) TO BE ASSISTANT PROFESSOR OF AERONAUTICS AND ASTRONAUTICS AT A SALARY RATE OF \$65,745 OVER NINE MONTHS, EFFECTIVE 9/16/2005.

DEPARTMENT OF BIOENGINEERING

**ENDOWED APPOINTMENTS**

**STAYTON, PATRICK S.**

(BS, 1984, ILLINOIS STATE UNIVERSITY; MS, 1989, UNIVERSITY OF ILLINOIS; PHD, 1989, UNIVERSITY OF ILLINOIS) TO BE HOLDER OF THE WASHINGTON RESEARCH FOUNDATION ENDOWED PROFESSORSHIP IN BIOENGINEERING OVER NINE MONTHS, EFFECTIVE 7/1/2004. (PROFESSOR STAYTON WILL CONTINUE AS PROFESSOR OF BIOENGINEERING AND ADJUNCT PROFESSOR OF ORAL BIOLOGY.)

**NEW APPOINTMENTS**

**GAO, XIAOHU**

(BS, 1998, NANKAI UNIVERSITY (CHINA); PHD, 2004, INDIANA UNIVERSITY) TO BE ASSISTANT PROFESSOR OF BIOENGINEERING AT A SALARY RATE OF \$72,000 OVER NINE MONTHS, EFFECTIVE 8/16/2005. (DR. GAO IS CURRENTLY A POST-DOCTORAL RESEARCH FELLOW IN BIOMEDICAL ENGINEERING AT GEORGIA INSTITUTE OF TECHNOLOGY AND THE WINSHIP CANCER INSTITUTE AT EMORY UNIVERSITY.)

DEPARTMENT OF CHEMICAL ENGINEERING

**ENDOWED APPOINTMENTS**

**BANEYX, FRANCOIS**

(PHD, 1991, UNIVERSITY OF TEXAS (ARLINGTON)) TO BE HOLDER OF THE CHARLES W.H. MATTHAEI ENDOWED PROFESSORSHIP OVER NINE MONTHS, EFFECTIVE 7/1/2005. (PROFESSOR BANEYX WILL CONTINUE AS PROFESSOR OF CHEMICAL ENGINEERING AND ADJUNCT PROFESSOR OF BIOENGINEERING.)

**NEW APPOINTMENTS**

**BELANCHE, MANUEL**

(BS, 1982, UNIVERSITY OF VALENCIA (SPAIN); DIPLOMA, 1984, UNIVERSITY OF VALENCIA (SPAIN); PHD, 1987, UNIVERSITY OF VALENCIA (SPAIN)) TO BE VISITING PROFESSOR OF CHEMICAL ENGINEERING WITHOUT SALARY FROM THE UNIVERSITY, EFFECTIVE 7/1/2005. (DR. BELANCHE IS CURRENTLY PROFESSOR OF CHEMICAL ENGINEERING AT POLYTECHNICAL UNIVERSITY, SPAIN.)

## INFORMATION SCHOOL

### INFORMATION SCHOOL

#### **NEW APPOINTMENTS**

##### **ANNABI, HALA**

(BS, 1997, LE MOYNE COLLEGE; MBA, 1999, LE MOYNE COLLEGE; PHD, 2004, SYRACUSE UNIVERSITY) TO BE ASSISTANT PROFESSOR OF INFORMATION AT A SALARY RATE OF \$84,960 OVER NINE MONTHS, EFFECTIVE 7/1/2005. (PHD AWARDED JULY 2005 FROM SYRACUSE UNIVERSITY.)

##### **ENDICOTT-POPOVSKY, BARBARA**

(BA, 1967, UNIVERSITY OF PITTSBURGH; MBA, 1985, UNIVERSITY OF WASHINGTON; MS, 1987, SEATTLE PACIFIC UNIVERSITY; PHD, 2005, UNIVERSITY OF IDAHO) TO BE SENIOR LECTURER OF INFORMATION AND OF COMPUTING AND SOFTWARE SYSTEMS, TACOMA AT A SALARY RATE OF \$81,000 OVER NINE MONTHS, EFFECTIVE 7/1/2005. (PRIOR TO THIS APPOINTMENT, DR. ENDICOTT-POPOVSKY WAS ASSOCIATE DIRECTOR IN THE CENTER OF INFORMATION ASSURANCE AND CYBERSECURITY AT THE UNIVERSITY OF WASHINGTON.)

##### **MASON, ROBERT**

(BS, 1963, MASSACHUSETTS INSTITUTE OF TECHNOLOGY; MS, 1965, MASSACHUSETTS INSTITUTE OF TECHNOLOGY; PHD, 1973, GEORGIA INSTITUTE OF TECHNOLOGY) TO BE PROFESSOR OF INFORMATION AT A SALARY RATE OF \$120,996 OVER NINE MONTHS, EFFECTIVE 9/16/2005 WITH AN ADDITIONAL \$500 PER MONTH. (DR. MASON IS CURRENTLY PROFESSOR OF MANAGEMENT AND INFORMATION SCIENCE AT FLORIDA STATE UNIVERSITY.)

## SCHOOL OF LAW

### LAW

#### **NEW APPOINTMENTS**

##### **ANDERSON, HELEN**

(BA, 1980, CARLETON COLLEGE; JD, 1984, UNIVERSITY OF WASHINGTON) TO BE ASSISTANT PROFESSOR OF LAW AT A SALARY RATE OF \$67,734 OVER NINE MONTHS, EFFECTIVE 9/16/2005. (MS. ANDERSON IS CURRENTLY A SENIOR LECTURER IN THE SAME DEPARTMENT.)

## DANIEL J. EVANS SCHOOL OF PUBLIC AFFAIRS

### EVANS SCHOOL OF PUBLIC AFFAIRS

#### **NEW APPOINTMENTS**

##### **EVANS, LAURA ELIZABETH**

(BA, 1994, UNIVERSITY OF CALIFORNIA (BERKELEY); MPP, 1996, UNIVERSITY OF MICHIGAN; PHD, 2004, UNIVERSITY OF MICHIGAN) TO BE ASSISTANT PROFESSOR OF PUBLIC AFFAIRS AT A SALARY RATE OF \$65,007 OVER NINE MONTHS, EFFECTIVE 4/30/2005. (PRIOR TO THIS APPOINTMENT, DR. EVANS WAS AN ACTING ASSISTANT PROFESSOR IN THE SAME DEPARTMENT.)

##### **KHAGRAM, SANJEEV**

(BA, 1990, STANFORD UNIVERSITY; MA, 1993, STANFORD UNIVERSITY; PHD, 1999, STANFORD UNIVERSITY) TO BE ASSOCIATE PROFESSOR OF PUBLIC AFFAIRS AT A SALARY RATE OF \$90,000 OVER NINE MONTHS, EFFECTIVE 7/1/2005. (DR. KHAGRAM IS CURRENTLY A VISITING PROFESSOR AT STANFORD AND AN ASSOCIATE PROFESSOR AT THE KENNEDY SCHOOL OF GOVERNMENT AT HARVARD UNIVERSITY.)

## SCHOOL OF SOCIAL WORK

### SOCIAL WORK

#### ENDOWED APPOINTMENTS

##### **WHITTAKER, JAMES KEVIN**

(BA, 1964, BOSTON COLLEGE; MSW, 1966, UNIVERSITY OF MICHIGAN; PHD, 1970, UNIVERSITY OF MINNESOTA) TO BE HOLDER OF THE CHARLES O. CRESSEY ENDOWED PROFESSORSHIP OVER NINE MONTHS, EFFECTIVE 7/1/2005. (DR. WHITTAKER WILL CONTINUE AS PROFESSOR OF SOCIAL WORK.)

#### NEW APPOINTMENTS

##### **OESTERLE, SABRINA**

(MA, 1994, PORTLAND STATE UNIVERSITY; PHD, 2001, UNIVERSITY OF MINNESOTA) TO BE RESEARCH ASSISTANT PROFESSOR OF SOCIAL WORK AT A SALARY RATE OF \$61,920 OVER TWELVE MONTHS, EFFECTIVE 7/1/2005. (PRIOR TO THIS APPOINTMENT, DR. OESTERLE WAS A RESEARCH ASSOCIATE IN THE SAME SCHOOL.)

## SCHOOL OF DENTISTRY

### DEPARTMENT OF ORTHODONTICS

#### ENDOWED APPOINTMENTS

##### **KING, GREGORY JOSEPH**

(BA, 1965, BROWN UNIVERSITY; DMD, 1969, TUFTS UNIVERSITY; MD, 1976, HARVARD UNIVERSITY) TO BE HOLDER OF THE ALTON W. MOORE AND RICHARD A. RIEDEL PROFESSORSHIP IN ORTHODONTICS OVER TWELVE MONTHS, EFFECTIVE 6/1/2005. (DR. KING WILL CONTINUE AS PROFESSOR AND CHAIR OF ORTHODONTICS.)

### DEPARTMENT OF PERIODONTICS

#### ENDOWED APPOINTMENTS

##### **FLEMMIG, THOMAS F.**

(DMD, 1985, ALBERT LUDWIG UNIVERSITAT (GERMANY); PHD, 1992, JULIUS MAXIMILIANS UNIVERSITY (GERMANY); MBA, 2005, DUKE UNIVERSITY) TO BE HOLDER OF THE SAUL SCHLUGER ENDOWED CHAIR IN PERIODONTICS OVER TWELVE MONTHS, EFFECTIVE 6/15/2005. (DR. FLEMMIG WILL CONTINUE AS PROFESSOR AND CHAIR OF PERIODONTICS.)

## SCHOOL OF MEDICINE

### DEPARTMENT OF ANESTHESIOLOGY

#### NEW APPOINTMENTS

##### **METZNER, IULIA**

(MD, 1986, TIMISOARA UNIV OF MED & PHARM (ROMANIA)) TO BE ASSISTANT PROFESSOR WITHOUT TENURE OF ANESTHESIOLOGY AT A SALARY RATE OF \$68,400 OVER TWELVE MONTHS, EFFECTIVE 7/1/2005. (PRIOR TO THIS APPOINTMENT, DR. METZNER WAS AN ACTING ASSISTANT PROFESSOR-TEMPORARY OF THE SAME DEPARTMENT.)

##### **SETZER-SAADE, NANCY**

(BS, 1972, UNIVERSITY OF MIAMI (FLORIDA); MD, 1976, UNIVERSITY OF MIAMI (FLORIDA)) TO BE ASSOCIATE PROFESSOR WITHOUT TENURE OF ANESTHESIOLOGY AT A SALARY RATE OF \$78,000 OVER TWELVE MONTHS, EFFECTIVE 7/1/2005. (PRIOR TO THIS APPOINTMENT, DR. SETZER-SAADE WAS AN ASSISTANT PROFESSOR OF ANESTHESIOLOGY AT THE UNIVERSITY OF TEXAS, GALVESTON.)

### DEPARTMENT OF BIOLOGICAL STRUCTURE

## **NEW APPOINTMENTS**

### **LI, WEIQING**

(BS, 1986, HANGZHOU UNIVERSITY; MS, 1989, SHANGHAI UNIVERSITY (CHINA); PHD, 1998, UNIVERSITY OF COLORADO (BOULDER)) TO BE ASSISTANT PROFESSOR WITHOUT TENURE OF BIOLOGICAL STRUCTURE AT A SALARY RATE OF \$80,004 OVER TWELVE MONTHS, EFFECTIVE 7/1/2005. (PRIOR TO THIS APPOINTMENT, DR. LI WAS A POST DOCTORAL RESEARCH FELLOW AT HARVARD UNIVERSITY.)

## DEPARTMENT OF MEDICAL EDUCATION AND BIOMEDICAL INFORMATICS

### **ADMINISTRATIVE APPOINTMENTS**

#### **YORK, JOSEPH WILLIAM**

(BS, 1972, UNIVERSITY OF ILLINOIS; MS, 1975, UNIVERSITY OF ILLINOIS; MBA, 1982, UNIVERSITY OF CHICAGO; PHD, 2001, UNIVERSITY OF ILLINOIS) TO BE ASSOCIATE DEAN OF GRADUATE MEDICAL EDUCATION AND LECTURER OF MEDICAL EDUCATION AND BIOMEDICAL INFORMATICS, EFFECTIVE 6/15/2005. (PRIOR TO THIS APPOINTMENT, DR. YORK WAS AN ASSOCIATE DEAN FOR EDUCATIONAL ADMINISTRATION AND INSTRUCTOR OF MEDICAL EDUCATION AT THE UNIVERSITY OF ILLINOIS.)

## **NEW APPOINTMENTS**

### **MANDEL, LYNN SUSAN**

(BA, 1967, RUTGERS UNIVERSITY; MA, 1972, ALASKA PACIFIC UNIVERSITY; PHD, 1983, UNIVERSITY OF WASHINGTON) TO BE RESEARCH ASSOCIATE PROFESSOR OF MEDICAL EDUCATION AND BIOMEDICAL INFORMATICS AT A SALARY RATE OF \$80,004 OVER TWELVE MONTHS, EFFECTIVE 6/1/2005. (PRIOR TO THIS APPOINTMENT, DR. MANDEL WAS A LECTURER, PART-TIME, IN THE SAME DEPARTMENT.)

## DEPARTMENT OF MEDICINE

### **NEW APPOINTMENTS**

#### **HAWN, THOMAS RICHARD**

(BA, 1987, PRINCETON UNIVERSITY; MD, 1995, JOHNS HOPKINS UNIVERSITY; PHD, 1995, JOHNS HOPKINS UNIVERSITY) TO BE ASSISTANT PROFESSOR WITHOUT TENURE OF MEDICINE AT A SALARY RATE OF \$112,500 OVER TWELVE MONTHS, EFFECTIVE 7/1/2005. (PRIOR TO THIS APPOINTMENT, DR. HAWN WAS AN ACTING INSTRUCTOR AND SENIOR FELLOW IN THE SAME DEPARTMENT.)

#### **STOUT, KAREN**

(BS, 1991, UNIVERSITY OF ARIZONA; MD, 1996, UNIVERSITY OF ARIZONA) TO BE ASSISTANT PROFESSOR WITHOUT TENURE OF MEDICINE AT A SALARY RATE OF \$72,000 OVER TWELVE MONTHS, EFFECTIVE 7/1/2005. (PRIOR TO THIS APPOINTMENT, DR. STOUT WAS AN ACTING ASSISTANT PROFESSOR-TEMPORARY IN THE SAME DEPARTMENT.)

#### **VAISAR, TOMAS**

(MS, 1987, CHARLES UNIVERSITY (CZECHOSLOVAKIA); PHD, 1992, CHARLES UNIVERSITY (CZECHOSLOVAKIA)) TO BE RESEARCH ASSISTANT PROFESSOR OF MEDICINE AT A SALARY RATE OF \$83,760 OVER TWELVE MONTHS, EFFECTIVE 7/1/2005. (PRIOR TO THIS APPOINTMENT, DR. VAISAR WAS A RESEARCH SCIENTIST IN THE SAME DEPARTMENT.)

## DEPARTMENT OF MICROBIOLOGY

### **NEW APPOINTMENTS**

#### **FRIEDMAN, IMRE**

(PHD, 1951, UNIVERSITY OF VIENNA (AUSTRIA)) TO BE VISITING PROFESSOR OF MICROBIOLOGY WITHOUT SALARY FROM THE UNIVERSITY, EFFECTIVE 6/1/2005. (DR. FRIEDMAN IS A RESEARCH SCIENTIST AT THE NASA AMES RESEARCH CENTER AND SETI INSTITUTE, CALIFORNIA.)

DEPARTMENT OF OBSTETRICS AND GYNECOLOGY

**NEW APPOINTMENTS**

**ADAMS, KRISTINA**

(BS, 1994, UNIVERSITY OF WASHINGTON; MD, 1998, MAYO MEDICAL SCHOOL/GRADUATE SCHOOL) TO BE ASSISTANT PROFESSOR WITHOUT TENURE OF OBSTETRICS AND GYNECOLOGY AT A SALARY RATE OF \$125,004 OVER TWELVE MONTHS, EFFECTIVE 7/1/2005. (PRIOR TO THIS APPOINTMENT, DR. ADAMS WAS AN ACTING INSTRUCTOR IN THE SAME DEPARTMENT.)

**AMIES OELSCHLAGER, ANNE-MARIE**

(BS, 1991, UNIVERSITY OF CALIFORNIA (LOS ANGELES); MD, 1997, VANDERBILT UNIVERSITY) TO BE ASSISTANT PROFESSOR WITHOUT TENURE, PART-TIME, OF OBSTETRICS AND GYNECOLOGY AT A SALARY RATE OF \$55,656 OVER TWELVE MONTHS, EFFECTIVE 7/1/2005. (PRIOR TO THIS APPOINTMENT, DR. AMIES OELSCHLAGER WAS AN ACTING INSTRUCTOR IN THE SAME DEPARTMENT.)

**O'REILLY, GERALYN CAMACHO**

(BA, 1990, WASHINGTON UNIVERSITY; MD, 1994, NEW YORK MEDICAL COLLEGE) TO BE ASSISTANT PROFESSOR WITHOUT TENURE OF OBSTETRICS AND GYNECOLOGY AT A SALARY RATE OF \$73,488 OVER TWELVE MONTHS, EFFECTIVE 7/1/2005. (PRIOR TO THIS APPOINTMENT, DR. O'REILLY WAS AN ACTING ASSISTANT PROFESSOR-TEMPORARY IN THE SAME DEPARTMENT.)

DEPARTMENT OF PEDIATRICS

**NEW APPOINTMENTS**

**BROWN, JULIE C.**

(BS, 1987, STANFORD UNIVERSITY; MD, 1991, MCGILL UNIVERSITY (CANADA); MS, 1995, UNIVERSITY OF BRITISH COLUMBIA (CANADA); MPH, 2001, UNIVERSITY OF WASHINGTON) TO BE ASSISTANT PROFESSOR WITHOUT TENURE, PART-TIME, OF PEDIATRICS AT A SALARY RATE OF \$96,000 OVER TWELVE MONTHS, EFFECTIVE 7/1/2005. (PRIOR TO THIS APPOINTMENT, DR. BROWN WAS AN ACTING ASSISTANT PROFESSOR-TEMPORARY IN THE SAME DEPARTMENT.)

**HINGORANI, SANGEETA**

(BA, 1988, YALE UNIVERSITY; MD, 1993, ALBERT EINSTEIN COLLEGE OF MEDICINE; MPH, 2000, UNIVERSITY OF WASHINGTON) TO BE ASSISTANT PROFESSOR WITHOUT TENURE OF PEDIATRICS AT A SALARY RATE OF \$101,004 OVER TWELVE MONTHS, EFFECTIVE 7/1/2005. (PRIOR TO THIS APPOINTMENT, DR. HINGORANI WAS AN ACTING ASSISTANT PROFESSOR-TEMPORARY IN THE SAME DEPARTMENT.)

**PARISI, MELISSA ANN**

(BA, 1987, UNIVERSITY OF MISSOURI; MD, 1994, STANFORD UNIVERSITY; PHD, 1994, STANFORD UNIVERSITY) TO BE ASSISTANT PROFESSOR WITHOUT TENURE OF PEDIATRICS AT A SALARY RATE OF \$93,840 OVER TWELVE MONTHS, EFFECTIVE 7/1/2005. (PRIOR TO THIS APPOINTMENT, DR. PARISI WAS AN ACTING ASSISTANT PROFESSOR-TEMPORARY IN THE SAME DEPARTMENT.)

**SCHOOL OF MEDICINE**

DEPARTMENT OF RADIOLOGY

**NEW APPOINTMENTS**

**FINK, JAMES R.**

(BA, 1987, REED COLLEGE; MD, 1998, UNIVERSITY OF CALIFORNIA (LOS ANGELES)) TO BE ASSISTANT PROFESSOR WITHOUT TENURE OF RADIOLOGY AT A SALARY RATE OF \$88,008 OVER TWELVE MONTHS, EFFECTIVE 7/1/2005. (PRIOR TO THIS APPOINTMENT, DR. FINK WAS A CLINICAL INSTRUCTOR IN RADIOLOGY AT THE UNIVERSITY OF CALIFORNIA, LOS ANGELES.)

**MAHURIN, RODERICK**

(BA, 1968, STANFORD UNIVERSITY; MA, 1984, UNIVERSITY OF HOUSTON; PHD, 1985, UNIVERSITY OF HOUSTON) TO BE ASSOCIATE PROFESSOR WITHOUT TENURE OF RADIOLOGY AT A SALARY RATE OF \$100,008 OVER TWELVE MONTHS, EFFECTIVE 7/1/2005. (PRIOR TO THIS APPOINTMENT, DR. MAHURIN WAS A RESEARCH SCIENTIST IN THE SAME DEPARTMENT.)

**ROSEN, ERIC LAURENCE**

(BA, 1987, CORNELL UNIVERSITY; MD, 1991, UNIVERSITY OF CALIFORNIA (SAN FRANCISCO)) TO BE ASSOCIATE PROFESSOR WITHOUT TENURE OF RADIOLOGY AT A SALARY RATE OF \$100,800 OVER TWELVE MONTHS, EFFECTIVE 7/1/2005. (PRIOR TO THIS APPOINTMENT, DR. ROSEN WAS AN ASSISTANT PROFESSOR OF RADIOLOGY AT DUKE UNIVERSITY.)

**SHEWCHUK, JASON R**

(BS, 1994, UNIVERSITY OF MANITOBA (CANADA); MD, 1998, UNIVERSITY OF MANITOBA (CANADA)) TO BE ASSISTANT PROFESSOR WITHOUT TENURE OF RADIOLOGY AT A SALARY RATE OF \$90,408 OVER TWELVE MONTHS, EFFECTIVE 7/1/2005. (PRIOR TO THIS APPOINTMENT, DR. SHEWCHUK WAS AN ACTING ASSISTANT PROFESSOR-TEMPORARY IN THE SAME DEPARTMENT.)

DEPARTMENT OF REHABILITATION MEDICINE

**NEW APPOINTMENTS**

**KLASNER, ESTELLE R.**

(BS, 1980, SOUTHERN ILLINOIS UNIVERSITY; MA, 1984, HUNTER COLLEGE; PHD, 2003, UNIVERSITY OF WASHINGTON) TO BE RESEARCH ASSISTANT PROFESSOR OF REHABILITATION MEDICINE AT A SALARY RATE OF \$62,004 OVER TWELVE MONTHS, EFFECTIVE 7/1/2005. (PRIOR TO THIS APPOINTMENT, DR. KLASNER WAS AN ACTING INSTRUCTOR IN THE SAME DEPARTMENT.)

DEPARTMENT OF UROLOGY

**NEW APPOINTMENTS**

**JOYNER, BYRON D.**

(BA, 1983, PRINCETON UNIVERSITY; MD, 1988, HARVARD UNIVERSITY) TO BE ASSOCIATE PROFESSOR WITHOUT TENURE OF UROLOGY PAID DIRECT BY CHILDREN'S HOSPITAL AND REGIONAL MEDICAL CENTER EFFECTIVE 7/1/2005. (PRIOR TO THIS APPOINTMENT, DR. JOYNER WAS AN ACTING ASSOCIATE PROFESSOR IN THE SAME DEPARTMENT.)

**PORTER, MICHAEL PATRICK**

(BA, 1992, UNIVERSITY OF IOWA; MD, 1997, UNIVERSITY OF IOWA; MS, 2001, UNIVERSITY OF WASHINGTON) TO BE ASSISTANT PROFESSOR WITHOUT TENURE OF UROLOGY PAID DIRECT BY VETERANS AFFAIRS PUGET SOUND HEALTH CARE SYSTEM EFFECTIVE 7/1/2005. (PRIOR TO THIS APPOINTMENT, DR. PORTER WAS AN ACTING INSTRUCTOR IN THE SAME DEPARTMENT.)

**SCHOOL OF PUBLIC HEALTH AND COMMUNITY MEDICINE**

DEPARTMENT OF BIostatISTICS

**NEW APPOINTMENTS**

**QU, PEIYONG ANNIE**

(BS, 1990, FUDAN UNIVERSITY (CHINA); MA, 1992, UNIVERSITY OF MONTANA; PHD, 1998, PENNSYLVANIA STATE UNIVERSITY) TO BE VISITING ASSOCIATE PROFESSOR, PART-TIME, OF BIostatISTICS AT A SALARY RATE OF \$30,672 OVER TWELVE MONTHS, EFFECTIVE 9/16/2005. (DR. QU IS CURRENTLY AN ASSOCIATE PROFESSOR OF STATISTICS AT OREGON STATE UNIVERSITY.)

# UNIVERSITY OF WASHINGTON, TACOMA

## URBAN STUDIES PROGRAM

### **NEW APPOINTMENTS**

#### **ISHEM, LINDA**

(BA, 1976, WELLESLEY COLLEGE; MBA, 1987, NORTHWESTERN UNIVERSITY; PHD, 2005 (EXPECTED), UNIVERSITY OF WASHINGTON) TO BE ACTING ASSISTANT PROFESSOR OF URBAN STUDIES AT A SALARY RATE OF \$57,006 OVER NINE MONTHS, EFFECTIVE 1/1/2006.

A-1.1/207  
7/21/05



## VII. STANDING COMMITTEES

## A.. Academic and Student Affairs Committee

University of Washington Medicine Board AppointmentsRECOMMENDED ACTION:

It is the recommendation of the University President and the Academic and Student Affairs Committee that the Board of Regents make the following new appointment and reappointments to the UW Medicine Board:

New Appointment:

JoAnn Taricani	June 30, 2005 – July 1, 2008
----------------	------------------------------

Reappointments:

Sylvia Mathews	June 30, 2005 – July 1, 2008
Ann Ramsay-Jenkins	June 30, 2005 – July 1, 2006

BACKGROUND

Article 1, Section 1, of the UW Medicine Board Bylaws states, “The UW Medicine Board shall consist of fifteen (15) members, including the VPMA/Dean, who shall serve as an *ex officio* member of the Board with full voice and vote. The Board members shall be appointed by the Board of Regents. At least one Board member shall be a member of the Board of Regents. One Board member shall be a member of the faculty of the University nominated by the President of the University. The remaining twelve (12) Board members shall be nominated by the President of the University from among people who have broad public perspectives and do not represent any special interest group.”

JoAnn Taricani is recommended for appointment to fill the vacancy on the UW Medicine Board resulting from Michael Halleran taking a new position at the University of Florida. Dr. Taricani is Associate Professor of Music History. She received her Master’s degree in American Music History in 1977 and her doctorate in Renaissance Music History in 1986 from the University of Pennsylvania. Professor Taricani is a tireless member of the campus community and has served as a Faculty Legislative Representative, Deputy Legislative Representative, a member of the President’s Task Force on Enrollment, Faculty Senate, Faculty Council, President’s Task Force on Public Service and Outreach, Chair of the Academic Advisory Committee on Facilities and Special Committee on Legislative Matters, in addition to a wide range of other school and college committees. It is recommended that Dr. Taricani be appointed as the faculty

## VII. STANDING COMMITTEES

### B. Finance, Audit and Facilities Committee

#### University of Washington Medicine Board Appointments (continued p. 2)

representative to the UW Medicine Board for a three-year term ending June 31, 2008.

Under the Bylaws of the UW Medicine Board it states that “the term of office of each appointed Board member shall be three years. No appointed Board member may serve more than three successive three-year terms...”.

Sylvia M. Mathews, chief operating officer and executive director of the Bill and Melinda Gates Foundation. She oversees finances, administration, legal affairs, advocacy, public affairs, and three of the Gates Foundation’s areas of giving: Pacific Northwest program, special projects, and libraries. Before moving to Seattle in 2001, she was deputy director of the Office of Management and Budget in the Clinton administration and from 1997 to 1998 was assistant to the president and deputy chief of staff in the White House. Mathews earned a bachelor’s degree in government, cum laude, from Harvard University in 1987 and a degree in philosophy, politics and economics as Rhodes Scholar at Oxford University in England. It is recommended that Ms. Mathews be appointed for a three-year term ending June 31, 2008.

Ann Ramsay-Jenkins is co-founder and Vice President & Treasurer of the Washington Education Foundation which provides college scholarships and mentoring to low-income, high potential students across the state. She has served two terms as a member of Washington’s Higher Education Coordinating Board, has chaired the United Way of King County Board, the Seattle Repertory Theatre Board of Trustees, and was founding Chairman of the Seattle Repertory Theatre Foundation. She is also active in a number of other civic, professional and community organizations. Ann’s professional experience includes a five-year stint as Director of the Office of Budgets at Harvard University, as Assistant Secretary of Administration & Finance for the Commonwealth of Massachusetts, and as a Management Associate in the Office of Management & Budget, Executive Office of the President, in Washington D.C. Ann was appointed a White House Fellow in 1972 and served in the Executive Office of the President, Office of Drug Abuse Prevention where she received the Distinguished Service Award in 1973. She is a graduate of Skidmore College in New Hampshire. It is recommended that Ms. Ramsay-Jenkins be appointed a one-year term to finish out her tenure as Chair ending June 31, 2006.

Attachment: List of members of the UW Medicine Board

VII. STANDING COMMITTEES

B. Finance, Audit and Facilities Committee

University of Washington Medicine Board Appointments (continued p. 3)

**UNIVERSITY OF WASHINGTON  
MEDICINE BOARD**

	<u>Present Term Recommended of Appointment</u>	<u>Changes</u>
Michael D. Garvey	2/1/04 to 1/31/06	
Jerry Grinstein	10/1/04 to 9/30/07	
Charlotte Guyman	7/1/03 to 6/30/06	
Frederick C. Kiga	1/1/05 to 12/31/08	
Sylvia Mathews	7/1/05 to 6/30/08 <i>Reappointment</i>	
Shan Mullin	9/1/04 to 8/31/07	
Brooks Ragen	7/1/04 to 6/30/07	
Ann Ramsay-Jenkins	7/1/05 to 6/30/06 <i>Reappointment</i>	
Paul G. Ramsey, M.D. Vice President for Medical Affairs and Dean of the School of Medicine	Ex-Officio	
JoAnn Taricani	7/1/05 to 6/30/08 <i>New Appointment</i>	

VII. STANDING COMMITTEE

A. Academic and Student Affairs Committee

Fee-Based Education at the University of Washington

Information will be available at the meeting.

VII. STANDING COMMITTEE

A. Academic and Student Affairs Committee

Report from the Vice President/Vice Provost for Diversity

Information will be available at the meeting.

VII. STANDING COMMITTEES

B. Finance, Audit and Facilities Committee

**UW**

---

**Report of Contributions**

University of Washington  
University of Washington Foundation

May 2005

---

**UW FOUNDATION  
REPORT OF CONTRIBUTIONS - MAY 2005**

**NOTES AS OF MAY 31, 2005**

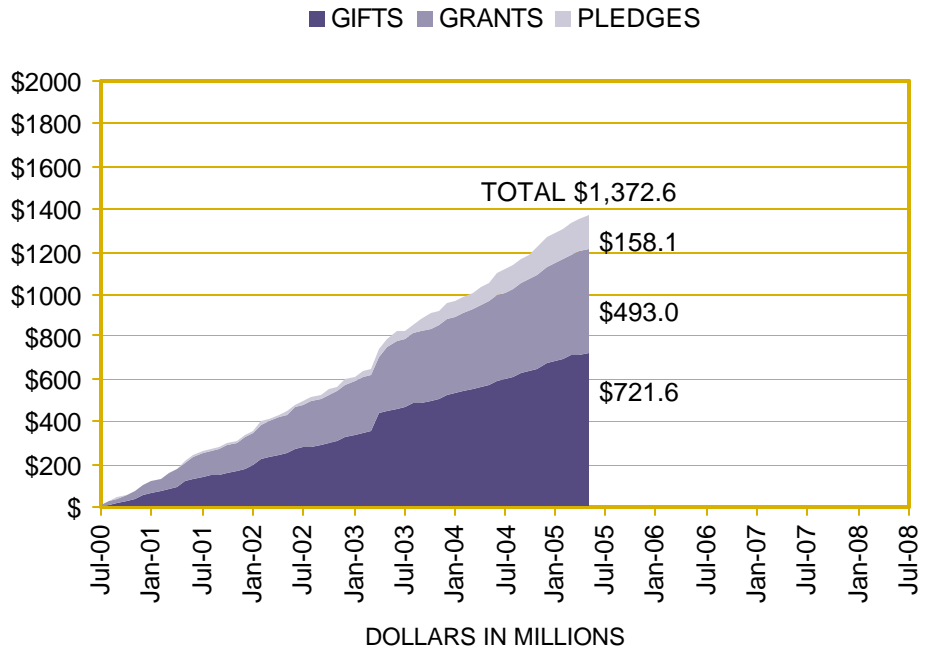
**DATA POINTS**

\$1,372,639,440 has been raised toward our campaign goal of \$2 billion.


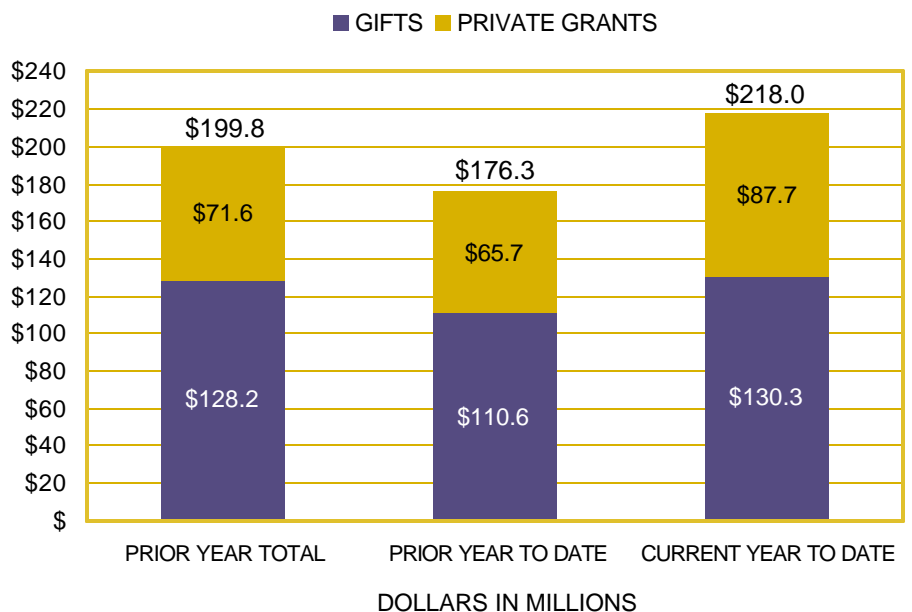
The UW received \$13.0 million in total private voluntary support (\$8.1 million in gifts and \$4.9 million in grants) in May.

Areas including Arts & Sciences, UW Bothell, Business, Dentistry, Education, Engineering, Evans School of Public Affairs, Forest Resources, Graduate School, Information School, Intercollegiate Athletics, Libraries, UW Medicine, Nursing, Ocean and Fisheries, Pharmacy, Public Health and Social Work are ahead of last year's year-to-date totals.

**FUNDRAISING PROGRESS SINCE JULY 1, 2000**



**CURRENT GIFT AND PRIVATE GRANT TOTALS**



## MAY 2005 GIFTS AND IMPACT

Selected gifts representing private support for one of the University of Washington's key fundraising priorities -- student, faculty, program and facility support.

### **Jennifer and Richard Beers — \$10,000 to UW Bothell**


- This gift to the UW Bothell Computing & Software Systems Endowed Fund provides discretionary support to be used by the Director of the Computing & Software Systems degree program.
- Jennifer Beers ('03) and her husband Richard made the gift in honor of the faculty who helped and guided Jennifer during her time at UW Bothell. The gift is eligible for a match from Microsoft, where she works.
- Established in 1996, the Bachelor of Science in Computing and Software Systems degree program was designed by representatives of regional community colleges and high tech industries. The program prepares students for employment, graduate education and lifelong learning in the field of computer science.
- The Beers also support community-oriented agriculture, and co-founded a 47-acre organic, sustainable farm in the Sammamish Valley.

### **Robert and Micki Flowers — \$55,246 to the Graduate School and Intercollegiate Athletics**

- Micki Flowers ('73) and Bob Flowers ('65) are UW Benefactors and extremely active members of the University of Washington community.
- Bob Flowers serves on the Campaign Committee for the Evans School of Public Affairs, and Micki is a member of the Graduate School's Campaign Committee and their Diversity Committee. She also serves as the Vice President for University Relations for the ARCS Foundation, which funds fellowships for UW and WSU students pursuing degrees in science, medicine and engineering.
- Their gift benefits the Micki & Bob Flowers ARCS Fellowship and the Flowers Endowed Graduate Student Award in Public Affairs – which provides annual awards to three students each year, and the Crewhouse Renovation Fund, which they have pledged \$25,000 in support of.

### **Weyerhaeuser Company Foundation — \$400,000 to the College of Architecture and Urban Planning, the Business School, the College of Engineering, the College of Forest Resources, and UW Tacoma**

- The Weyerhaeuser Company is a University of Washington Laureate. Established in 1900 in Federal Way, Washington, Weyerhaeuser is one of the world's largest integrated forest products companies. The company currently employs 55,000 people in 18 countries.
- In November 2004, the Weyerhaeuser Foundation made a \$2 million pledge in support of Campaign UW: Creating Futures, the University's eight-year, \$2 billion effort to raise funds in support of improved student access, recruitment and retention of faculty, and program and building enhancement.
- This gift represents payments on that pledge, including six endowed professorships/faculty support funds, three endowed scholarships, and an unrestricted venture capital fund for environmental research.







# REPORT OF CONTRIBUTIONS

May 2005

---

---

## **CAMPAIGN UW: CREATING FUTURES**

Report prepared by: Office of Development and Alumni Relations  
Advancement Services, Information Management

6/3/2005 01:22 PM

## TABLE OF CONTENTS


Campaign Progress to Date*	1
Campaign Progress by Giving Level*	2
Campaign Progress Pyramid*	3
Campaign Progress by Constituency*	4
Campaign Theme Progress*	5
Development Area Summary - Total Private Voluntary Support	6
Development Area Summary - Gifts and Private Grants	7
Development Area Summary - Gifts	8
Complete Fiscal Year Comparison	9
Year to Date Contribution Totals	10
Development Activity by Donor Type	11
Alumni Participation by Constituency	12

\*All Campaign totals represented are from July 1, 2000 through the end of the preceeding calendar month. Please note that grant revenue totals in Campaign Reports may contain clinical trials. Fundraising totals from all affiliated non-profit organizations are also included in UW Campaign totals.

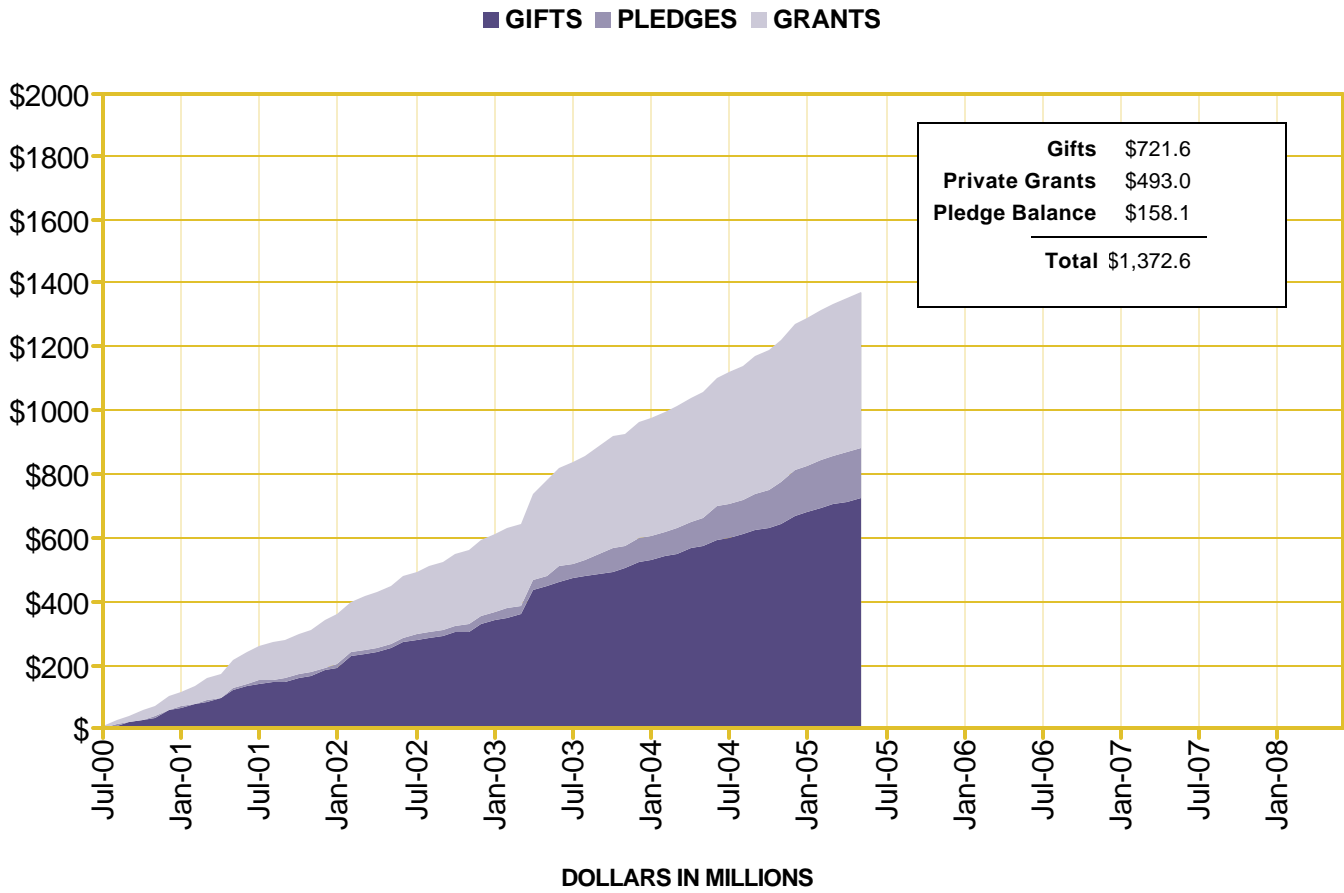
Annual reporting is July 1, 2004 through the end of the preceeding calendar month.

Job Number: 65812  
May 2005

Table of Contents



## CAMPAIGN PROGRESS SINCE JULY 1, 2000




Source: UW Office of Development

Summarizes Total Private Voluntary Support since July 1, 2000. Testamentary Commitments included in Pledge Balance total. All dollar totals in millions.

Job Number: 65812  
 May 2005

Fundraising Progress Since July 1, 2000



## CAMPAIGN PROGRESS BY GIVING LEVEL

<b>DOLLARS RAISED</b>							
<b>Gifts and Pledges</b>							
Giving Level *	Alumni	Non Alumni	Family Fndns.	Corporations	Foundations	Other Orgs.	Total
\$100M+	\$0	\$32,720	\$87,115,062	\$0	\$0	\$0	\$87,147,782
\$50M - \$99,999,999	\$0	\$0	\$0	\$0	\$0	\$0	\$0
\$10M - \$49,999,999	\$28,653,385	\$45,982,491	\$20,512,500	\$21,927,432	\$29,988,224	\$0	\$147,064,032
\$5M - \$9,999,999	\$15,102,484	\$5,005,500	\$0	\$22,215,187	\$13,191,754	\$22,239,872	\$77,754,798
\$1M - \$4,999,999	\$64,986,826	\$48,435,020	\$20,030,310	\$56,447,627	\$35,182,038	\$3,271,985	\$228,353,807
\$100,000 - \$999,999	\$63,869,091	\$51,233,853	\$17,670,603	\$30,058,151	\$16,095,495	\$10,495,970	\$189,423,162
\$25,000 - \$99,999	\$18,328,705	\$14,272,060	\$2,234,702	\$12,726,075	\$3,315,773	\$2,849,435	\$53,726,750
\$10,000 - \$24,999	\$11,891,344	\$8,760,268	\$759,495	\$6,182,671	\$834,530	\$1,146,989	\$29,575,297
\$5,000 - \$9,999	\$8,983,509	\$6,786,081	\$269,913	\$3,658,125	\$388,607	\$518,702	\$20,604,936
\$2,000 - \$4,999	\$8,311,436	\$6,492,314	\$77,879	\$2,677,008	\$216,783	\$306,979	\$18,082,399
\$1,000 - \$1,999	\$3,914,138	\$3,218,711	\$20,740	\$1,179,715	\$70,116	\$145,842	\$8,549,262
\$500 - \$999	\$3,728,191	\$2,537,235	\$4,710	\$581,801	\$24,665	\$74,038	\$6,950,641
\$250 - \$499	\$2,941,867	\$2,193,403	\$1,550	\$258,680	\$8,357	\$40,107	\$5,443,965
\$100 - \$249	\$2,575,821	\$1,752,646	\$1,210	\$243,215	\$7,772	\$25,084	\$4,605,747
\$1 - \$99	\$1,289,744	\$1,013,237	\$154	\$62,344	\$908	\$8,975	\$2,375,362
<b>Gift / Pledge Total</b>	<b>\$234,576,541</b>	<b>\$197,715,540</b>	<b>\$148,698,828</b>	<b>\$158,218,030</b>	<b>\$99,325,023</b>	<b>\$41,123,977</b>	<b>\$879,657,940</b>
<b>Private Grant Total</b>							<b>\$492,981,500</b>
<b>DONOR COUNTS</b>							
Giving Level	Alumni	Non Alumni	Family Fndns.	Corporations	Foundations	Other Orgs.	Total
\$100M+	0	2	1	0	0	0	3
\$50M - \$99,999,999	0	0	0	0	0	0	0
\$10M - \$49,999,999	8	6	2	3	4	0	23
\$5M - \$9,999,999	4	4	0	6	5	8	27
\$1M - \$4,999,999	69	74	12	47	39	28	269
\$100,000 - \$999,999	377	394	66	362	153	157	1,509
\$25,000 - \$99,999	733	689	60	541	134	169	2,326
\$10,000 - \$24,999	1,437	1,310	55	591	82	130	3,605
\$5,000 - \$9,999	2,335	2,058	46	680	78	100	5,297
\$2,000 - \$4,999	4,486	4,141	28	1,063	83	132	9,933
\$1,000 - \$1,999	4,584	4,625	19	1,091	60	135	10,514
\$500 - \$999	7,956	6,693	10	1,065	40	127	15,891
\$250 - \$499	11,269	9,915	5	911	26	129	22,255
\$100 - \$249	21,304	17,351	9	1,898	56	197	40,815
\$1 - \$99	33,993	34,693	4	1,600	18	256	70,564
<b>Total</b>	<b>88,555</b>	<b>81,955</b>	<b>317</b>	<b>9,858</b>	<b>778</b>	<b>1,568</b>	<b>183,031</b>

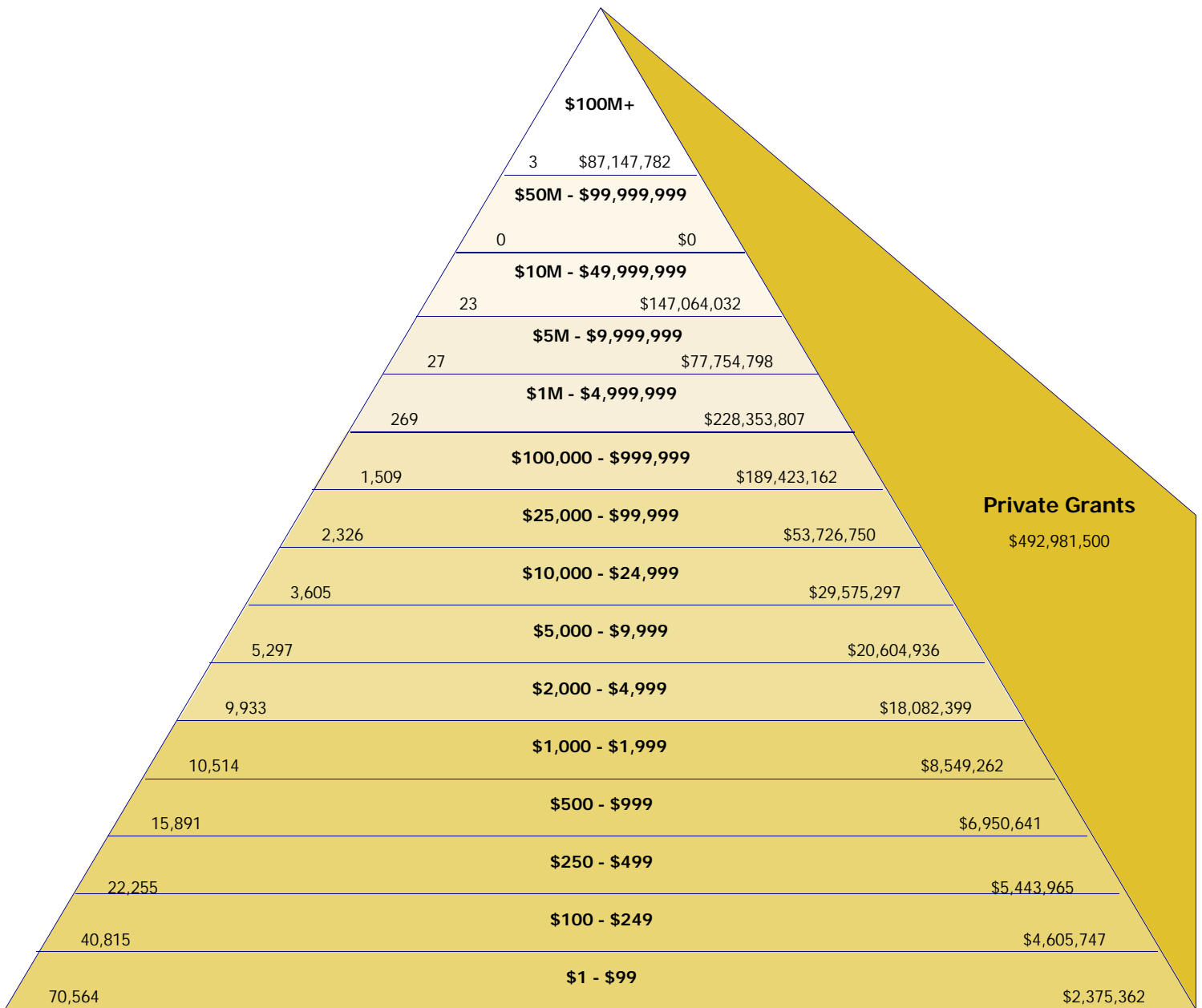
Source: UW Office of Development & Alumni Relations

This report shows the count of distinct donors and campaign total by giving level and donor type since July 1, 2000.

\*"Giving Level" is determined by summing all gift record types (including grants); however only gifts and pledges are used to calculate dollar totals in the "Dollars Raised" chart.



**CAMPAIGN PROGRESS BY PYRAMID, SINCE JULY 1, 2000**



183,031 Donor Count

Gift and Pledges \$879,657,940

**Campaign Total: \$1,372,639,440 \*Campaign Working Goal: \$2,000,000,000 Percent Complete: 68.6%**

Source: UW Office of Development

The counts of distinct donors and fundraising totals by giving level are shown.


\*Unit campaign goals are still being finalized.

Pyramid Levels are determined by summing all gift record types(including grants); however only gifts and pledges are used to calculate dollar totals displayed.

Job Number: 65812

Campaign Progress Pyramid - Since July 1, 2000

May 2005



## CAMPAIGN PROGRESS BY CONSTITUENCY

	GIFTS	Irrevocable Deferred Gifts		PLEDGES	Testamentary Commitments		GRANTS	Campaign - Private Voluntary Support		
		Donor Value	Discount Value		Donor Value	Discount Value		TOTAL	Working Goal	% of Goal
UW Medicine	\$215,971,661	\$9,976,291	\$4,587,385	\$17,493,825	\$16,764,853	\$3,852,119	\$246,039,308	\$506,245,937	\$1,000,000,000	50.6%
Architecture	\$5,881,675	\$244,117	\$78,098	\$728,385	\$0	\$0	\$1,522,775	\$8,376,952	\$19,000,000	44.1%
Arts and Sciences	\$75,025,285	\$4,952,644	\$2,578,404	\$8,449,017	\$7,274,000	\$4,282,001	\$54,468,961	\$150,169,908	\$240,000,000	62.6%
Broadcast Services	\$32,343,545	\$0	\$0	\$13,803	\$0	\$0	\$0	\$32,357,348	N/A	N/A
Business School	\$41,768,959	\$741,794	\$337,793	\$30,887,897	\$3,000,271	\$2,035,446	\$200,800	\$76,599,720	\$226,000,000	33.9%
Dentistry	\$5,634,434	\$20,000	\$7,801	\$780,467	\$100,000	\$41,408	\$3,467,310	\$10,002,211	\$15,000,000	66.7%
Education	\$7,537,755	\$2,849	\$2,849	\$4,336,307	\$0	\$0	\$8,001,647	\$19,878,558	\$23,000,000	86.4%
Engineering	\$101,231,114	\$1,563,700	\$624,899	\$10,536,962	\$1,750,000	\$1,124,333	\$48,848,632	\$163,930,408	\$250,000,000	65.6%
Evans Schl. of Pub. Affairs	\$8,682,659	\$52,994	\$18,215	\$489,645	\$500,000	\$265,793	\$33,673,719	\$43,399,016	\$40,000,000	108.5%
Forest Resources	\$5,895,382	\$646,572	\$439,763	\$587,406	\$1,250,000	\$637,648	\$2,727,367	\$11,106,726	\$17,700,000	62.7%
Friday Harbor Labs	\$5,409,235	\$153,242	\$24,284	\$378,970	\$695,000	\$438,421	\$765,000	\$7,401,448	\$12,000,000	61.7%
Information School	\$2,334,774	\$0	\$0	\$119,012	\$100,000	\$64,666	\$836,947	\$3,390,733	\$5,000,000	67.8%
Intercollegiate Athletics	\$68,816,674	\$211,597	\$102,931	\$4,281,561	\$0	\$0	\$0	\$73,309,832	\$110,000,000	66.6%
Law	\$22,279,869	\$1,659	\$1,659	\$1,588,984	\$0	\$0	\$937,944	\$24,808,456	\$70,000,000	35.4%
Libraries	\$4,107,779	\$442,146	\$272,953	\$96,149	\$772,000	\$379,527	\$410,326	\$5,828,399	\$9,000,000	64.8%
Nursing	\$6,768,405	\$275,000	\$119,617	\$1,168,298	\$1,475,000	\$869,595	\$6,315,310	\$16,002,013	\$24,000,000	66.7%
Ocean and Fisheries	\$9,505,826	\$562,500	\$187,134	\$1,157,109	\$0	\$0	\$15,679,854	\$26,905,288	\$34,000,000	79.1%
Pharmacy	\$6,599,372	\$0	\$0	\$454,331	\$0	\$0	\$3,704,760	\$10,758,464	\$10,260,000	104.9%
President's Funds	\$4,572,088	\$324,582	\$149,399	\$551,656	\$1,750,000	\$823,656	\$0	\$7,198,326	N/A	N/A
Public Health	\$12,551,651	\$50,259	\$24,777	\$766,912	\$0	\$0	\$49,268,986	\$62,637,808	\$90,000,000	69.6%
Scholar. & Student Progs.	\$20,702,676	\$321,293	\$97,431	\$2,421,130	\$550,000	\$239,963	\$624,871	\$24,619,970	\$40,000,000	61.5%
Social Work	\$1,516,113	\$165,797	\$33,243	\$205,641	\$0	\$0	\$4,524,522	\$6,412,073	\$10,000,000	64.1%
University Press	\$1,393,295	\$83,788	\$35,275	\$31,650	\$0	\$0	\$0	\$1,508,733	\$3,000,000	50.3%
University Support	\$20,281,818	\$1,183,455	\$659,228	\$8,113,762	\$12,521,091	\$4,500,384	\$10,842,261	\$52,942,387	N/A	N/A
UW Bothell	\$1,970,864	\$0	\$0	\$256,495	\$0	\$0	\$50,500	\$2,277,859	\$5,700,000	40.0%
UW Tacoma	\$10,682,633	\$150,000	\$150,000	\$10,868,532	\$2,800,000	\$1,594,562	\$69,700	\$24,570,865	\$30,000,000	81.9%
<b>All UW Total</b>	<b>\$699,465,542</b>	<b>\$22,126,278</b>	<b>\$10,533,138</b>	<b>\$106,763,905</b>	<b>\$51,302,215</b>	<b>\$21,149,522</b>	<b>\$492,981,500</b>	<b>\$1,372,639,440</b>	<b>\$2,000,000,000</b>	<b>68.6%</b>


Source: UW Office of Development

Fundraising progress toward campaign working goals by constituency area (school/college/program). Campaign total is the sum of gifts, grants, active pledges and donor values of irrevocable deferred gifts and testamentary commitments. "N/A" is not applicable. 1 - "Pledges" are those in active status only. 2 - "Grants" are private grants only. 3 - Unit campaign working goals are still being finalized.

Job Number: 65812

May 2005

Campaign Progress by Constituency - Since July 2000



**CAMPAIGN FUNDING THEME PROGRESS - JULY 2000 - PRESENT**


THEME	CURRENT USE	ENDOWMENT	TOTAL
Student Support	\$62,797,091	\$77,441,955	\$140,239,046
Faculty Support	\$69,267,686	\$80,839,585	\$150,107,271
Program Support for Faculty and Students	\$606,016,724	\$72,347,966	\$678,364,690
Capital	\$251,809,825	\$878,269	\$252,688,094
Unrestricted	\$123,780,097	\$27,460,242	\$151,240,340
<b>Total</b>	<b>\$1,113,671,423</b>	<b>\$258,968,016</b>	<b>\$1,372,639,440</b>
Goal	\$1,600,000,000	\$400,000,000	\$2,000,000,000
% to Goal	69.6%	64.7%	68.6%

Source: UW Office of Development

This report shows contribution totals by campaign theme/priority since July 1, 2000.

Job Number: 65812  
 May 2005

Campaign Theme Progress



DEVELOPMENT SUMMARY - TOTAL PRIVATE VOLUNTARY SUPPORT

AREA	YEAR TO DATE DONOR VALUES		
	GIFTS	PRIVATE GRANTS	TOTAL
UW Seattle			
UW Medicine	\$34,405,579	\$39,139,939	\$73,545,518
Architecture	\$495,516	\$382,366	\$877,882
Arts and Sciences	\$16,873,722	\$6,601,962	\$23,475,684
Broadcast Services	\$7,332,598		\$7,332,598
Business School	\$10,327,896	\$50,800	\$10,378,696
Dentistry	\$1,126,766	\$171,470	\$1,298,236
Education	\$1,562,075	\$2,093,697	\$3,655,772
Engineering	\$18,014,739	\$8,084,718	\$26,099,457
Evans Schl. of Pub. Affairs	\$520,399	\$10,889,401	\$11,409,800
Forest Resources	\$1,285,844	\$493,884	\$1,779,728
Graduate School	\$1,472,253	\$2,304,764	\$3,777,017
Information School	\$309,930	\$72,270	\$382,200
Intercollegiate Athletics	\$11,501,707		\$11,501,707
Law	\$1,357,060	\$144,997	\$1,502,057
Libraries	\$957,350		\$957,350
Nursing	\$1,483,159	\$586,460	\$2,069,619
Ocean and Fisheries	\$1,943,422	\$7,683,738	\$9,627,160
Pharmacy	\$2,099,967	\$673,869	\$2,773,836
President's Funds	\$649,616		\$649,616
Public Health	\$933,834	\$7,460,435	\$8,394,269
Scholar. & Student Progs.	\$4,768,674	\$123,303	\$4,891,977
Social Work	\$562,201	\$727,917	\$1,290,118
UW Alumni Association	\$904,536		\$904,536
University Press	\$435,304		\$435,304
University Support	\$7,988,568	\$4,743	\$7,993,311
Washington Tech. Center			
UW Bothell	\$275,470		\$275,470
UW Tacoma	\$670,697	\$2,400	\$673,097
<b>All UW Total</b>	<b>\$130,258,895</b>	<b>\$87,693,133</b>	<b>\$217,952,028</b>

Source: UW Office of Development

Contribution totals for the major Development areas of the University are shown.

Job Number: 65812

May 2005

Development Area Summary - Total Private Voluntary Support





## DEVELOPMENT SUMMARY - GIFTS AND PRIVATE GRANTS

AREA	CURRENT MONTH		YEAR TO DATE		PRIOR YEAR TO DATE		PRIOR FISCAL YEAR	
	Donors	Value	Donors	Value	Donors	Value	Donors	Value
UW Seattle								
UW Medicine	2,976	\$3,438,244	17,525	\$73,545,518	14,888	\$65,388,216	15,677	\$73,746,044
Architecture	55	\$47,796	1,091	\$877,882	1,049	\$1,280,887	1,125	\$1,526,446
Arts and Sciences	1,623	\$1,538,009	14,768	\$23,475,684	14,314	\$17,897,597	15,042	\$21,258,923
Broadcast Services	567	\$822,756	3,008	\$7,332,598	2,710	\$7,223,468	3,055	\$8,003,070
Business School	428	\$660,063	3,949	\$10,378,696	3,568	\$7,619,154	3,774	\$8,104,326
Dentistry	142	\$81,452	1,212	\$1,298,236	1,266	\$1,138,345	1,314	\$1,166,282
Education	97	\$93,458	1,423	\$3,655,772	1,531	\$2,192,611	1,559	\$2,231,526
Engineering	363	\$2,914,080	3,820	\$26,099,457	3,571	\$20,818,288	3,709	\$23,824,360
Evans Schl. of Pub. Affairs	51	\$203,044	670	\$11,409,800	405	\$8,695,556	420	\$8,704,838
Forest Resources	40	\$201,986	966	\$1,779,728	1,043	\$1,740,241	1,055	\$1,860,102
Graduate School	30	\$180,232	520	\$3,777,017	835	\$2,090,814	890	\$2,265,996
Information School	27	\$15,060	539	\$382,200	509	\$348,354	528	\$463,842
Intercollegiate Athletics	318	\$300,426	11,613	\$11,501,707	11,163	\$9,745,906	21,719	\$12,479,465
Law	138	\$82,659	1,580	\$1,502,057	1,620	\$2,732,424	1,703	\$2,886,862
Libraries	197	\$32,756	4,024	\$957,350	3,513	\$528,379	3,589	\$616,206
Nursing	73	\$30,034	1,580	\$2,069,619	1,561	\$1,852,298	1,617	\$1,922,445
Ocean and Fisheries	40	\$172,549	638	\$9,627,160	526	\$3,943,211	553	\$4,155,330
Pharmacy	54	\$406,011	1,002	\$2,773,836	1,032	\$1,471,179	1,061	\$1,494,282
President's Funds	142	\$89,298	1,785	\$649,616	2,257	\$853,803	2,322	\$869,415
Public Health	71	\$319,197	614	\$8,394,269	566	\$6,020,159	584	\$6,667,414
Scholar. & Student Progs.	337	\$149,185	3,215	\$4,891,977	4,612	\$5,670,674	4,958	\$5,858,592
Social Work	81	\$198,900	700	\$1,290,118	771	\$459,091	795	\$492,520
UW Alumni Association	2,635	\$130,172	18,417	\$904,536	20,634	\$919,572	22,454	\$1,032,281
University Press	36	\$9,645	333	\$435,304				
University Support	377	\$786,644	1,845	\$7,993,311	1,120	\$4,200,264	1,245	\$4,627,937
Washington Tech. Center					1	\$212,389	1	\$219,908
UW Bothell	104	\$23,649	464	\$275,470	256	\$238,493	274	\$248,742
UW Tacoma	126	\$86,650	589	\$673,097	521	\$1,024,138	549	\$3,050,522
<b>All UW Unique Total</b>	<b>10,589</b>	<b>\$13,013,966</b>	<b>81,491</b>	<b>\$217,952,028</b>	<b>79,741</b>	<b>\$176,305,523</b>	<b>91,903</b>	<b>\$199,777,690</b>


Source: UW Office of Development

The number of donors and contribution totals for the major Development areas of the University are shown. Dollar values are based on donor values.

Job Number: 65812

May 2005

Development Area Summary - Gifts and Private Grants



## DEVELOPMENT SUMMARY - GIFTS

AREA	CURRENT MONTH		YEAR TO DATE		PRIOR YEAR TO DATE		PRIOR FISCAL YEAR	
	Donors	Value	Donors	Value	Donors	Value	Donors	Value
UW Seattle								
UW Medicine	2,917	\$962,333	17,262	\$34,405,579	14,688	\$32,553,074	15,479	\$36,774,110
Architecture	55	\$47,796	1,089	\$495,516	1,047	\$980,393	1,123	\$1,225,952
Arts and Sciences	1,618	\$1,300,157	14,704	\$16,873,722	14,262	\$12,191,465	14,989	\$14,525,068
Broadcast Services	567	\$822,756	3,008	\$7,332,598	2,710	\$7,223,468	3,055	\$8,003,070
Business School	428	\$660,063	3,948	\$10,327,896	3,568	\$7,619,154	3,774	\$8,104,326
Dentistry	142	\$26,701	1,208	\$1,126,766	1,262	\$831,136	1,310	\$859,073
Education	97	\$93,458	1,418	\$1,562,075	1,526	\$1,435,641	1,554	\$1,474,556
Engineering	349	\$1,725,241	3,756	\$18,014,739	3,517	\$12,860,699	3,654	\$15,709,271
Evans Schl. of Pub. Affairs	49	\$64,044	649	\$520,399	397	\$695,890	412	\$705,172
Forest Resources	39	\$178,676	960	\$1,285,844	1,038	\$1,610,619	1,050	\$1,730,480
Graduate School	30	\$180,232	514	\$1,472,253	832	\$1,231,885	886	\$1,402,400
Information School	27	\$15,060	538	\$309,930	508	\$273,157	527	\$388,645
Intercollegiate Athletics	318	\$300,426	11,613	\$11,501,707	11,163	\$9,745,906	21,719	\$12,479,465
Law	138	\$82,659	1,577	\$1,357,060	1,620	\$2,732,424	1,703	\$2,886,862
Libraries	197	\$32,756	4,024	\$957,350	3,513	\$528,379	3,589	\$616,206
Nursing	72	\$26,356	1,571	\$1,483,159	1,553	\$1,129,676	1,609	\$1,198,123
Ocean and Fisheries	37	\$17,250	615	\$1,943,422	510	\$2,615,057	537	\$2,827,176
Pharmacy	51	\$284,706	996	\$2,099,967	1,029	\$1,209,508	1,058	\$1,232,611
President's Funds	142	\$89,298	1,785	\$649,616	2,257	\$853,803	2,322	\$869,415
Public Health	67	\$6,118	577	\$933,834	533	\$432,536	551	\$603,827
Scholar. & Student Progs.	337	\$149,185	3,214	\$4,768,674	4,611	\$5,669,074	4,957	\$5,855,992
Social Work	79	\$20,600	688	\$562,201	766	\$95,334	790	\$128,763
UW Alumni Association	2,635	\$130,172	18,417	\$904,536	20,634	\$919,572	22,454	\$1,032,281
University Press	36	\$9,645	333	\$435,304				
University Support	377	\$786,644	1,843	\$7,988,568	1,117	\$3,694,164	1,241	\$4,022,337
Washington Tech. Center					1	\$212,389	1	\$219,908
UW Bothell	104	\$23,649	464	\$275,470	256	\$238,493	274	\$248,742
UW Tacoma	126	\$86,650	588	\$670,697	521	\$1,024,138	549	\$3,050,522
<b>All UW Unique Total</b>	<b>10,501</b>	<b>\$8,122,642</b>	<b>81,042</b>	<b>\$130,258,895</b>	<b>79,407</b>	<b>\$110,607,045</b>	<b>91,572</b>	<b>\$128,174,367</b>


Source: UW Office of Development

The number of donors and contribution totals (gifts only) for the major Development areas of the University are shown. Dollar values are based on donor values.

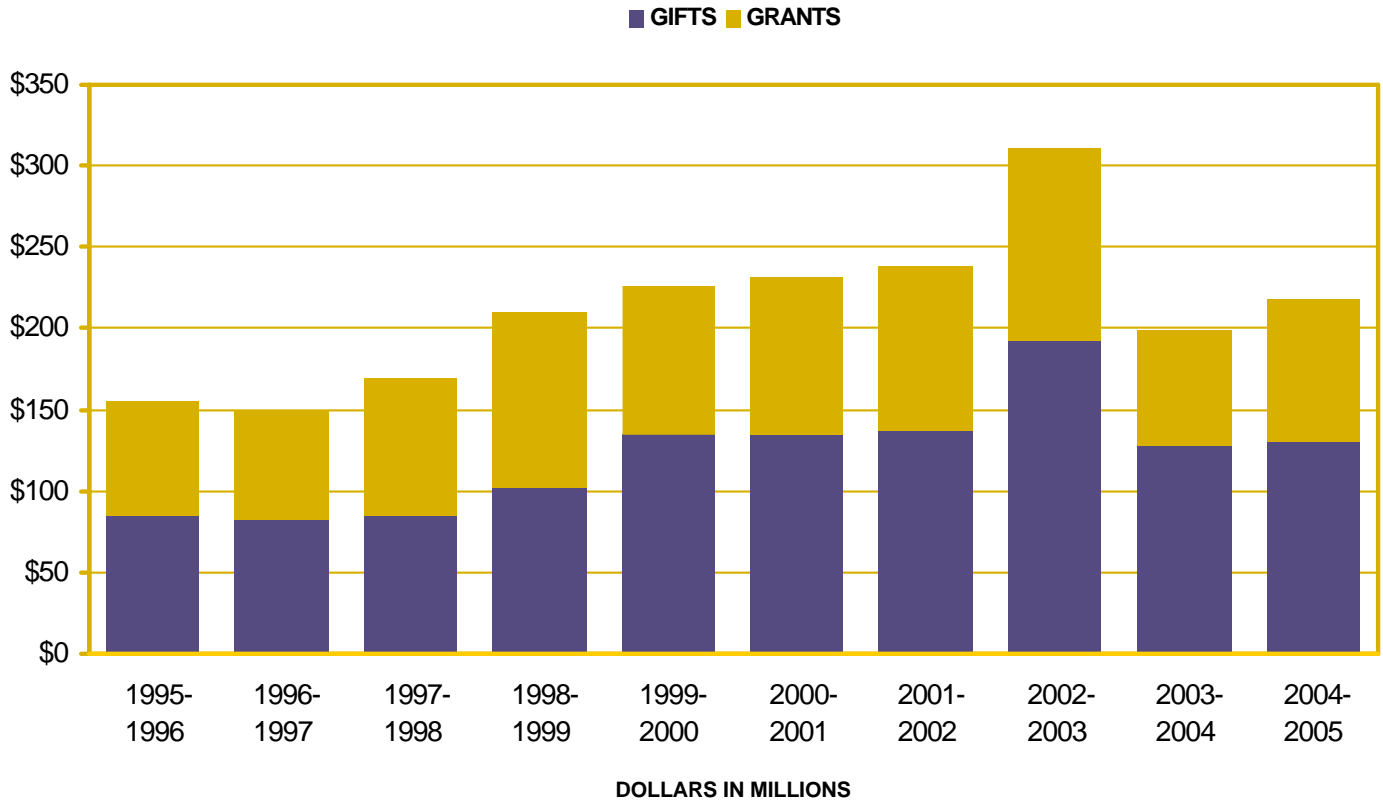
Job Number: 65812

May 2005

Development Area Summary - Gifts



COMPLETE FISCAL YEAR COMPARISON OF TOTAL CONTRIBUTIONS RECEIVED




FISCAL YEAR	GIFTS	GRANTS	TOTAL CONTRIBUTIONS
2004- 2005	\$130,258,895	\$87,693,133	\$217,952,028
2003- 2004	\$128,174,367	\$71,603,323	\$199,777,690
2002- 2003	\$192,573,183	\$118,677,722	\$311,250,905
2001- 2002	\$137,959,340	\$100,820,547	\$238,779,887
2000- 2001	\$134,805,190	\$97,112,979	\$231,918,169
1999- 2000	\$134,037,997	\$91,536,165	\$225,574,162
1998- 1999	\$102,925,077	\$107,619,586	\$210,544,663
1997- 1998	\$84,718,016	\$85,276,615	\$169,994,631
1996- 1997	\$81,892,963	\$67,425,874	\$149,318,837
1995- 1996	\$85,036,511	\$69,150,088	\$154,186,599

Source: UW Office of Development

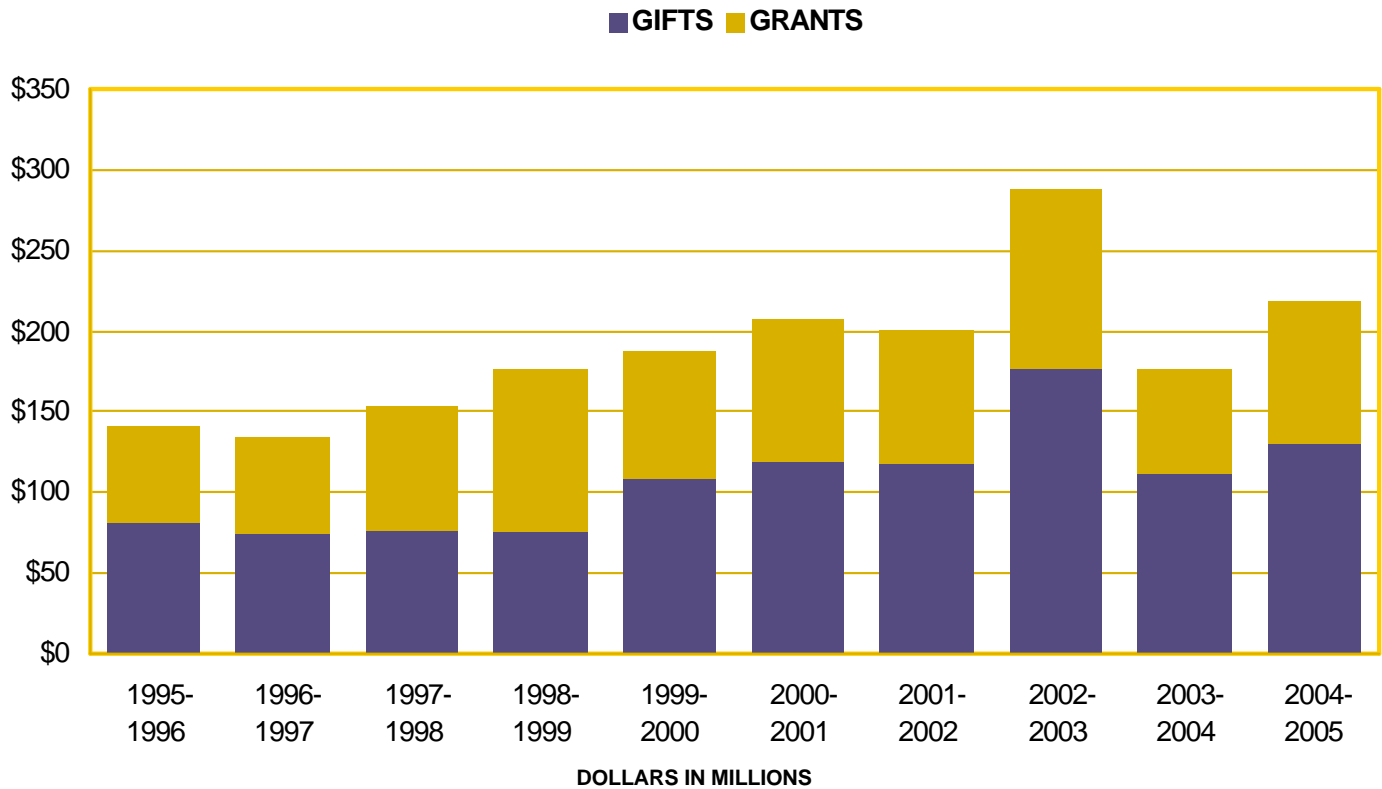
This graph compares the current fiscal year's contribution totals to each of the previous nine fiscal year's contribution totals.

Job Number: 65812  
 May 2005

Fiscal Year Totals Graph




YEAR TO DATE CONTRIBUTION TOTALS



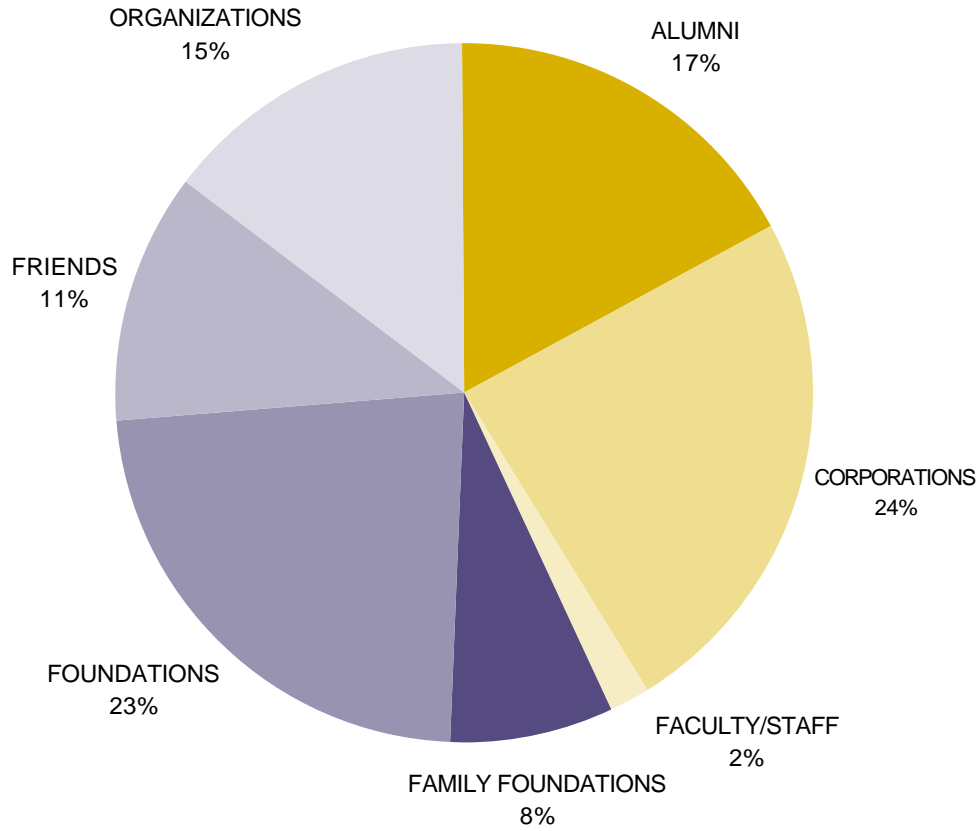
FISCAL YEAR	GIFTS	GRANTS	TOTAL CONTRIBUTIONS
2004- 2005	\$130,258,895	\$87,693,133	\$217,952,028
2003- 2004	\$110,607,045	\$65,698,478	\$176,305,523
2002- 2003	\$176,755,934	\$111,251,784	\$288,007,718
2001- 2002	\$118,125,206	\$82,636,715	\$200,761,921
2000- 2001	\$119,218,804	\$88,148,568	\$207,367,372
1999- 2000	\$108,698,852	\$78,589,207	\$187,288,059
1998- 1999	\$75,706,933	\$100,303,872	\$176,010,805
1997- 1998	\$75,716,002	\$77,814,496	\$153,530,498
1996- 1997	\$74,063,976	\$60,592,327	\$134,656,303
1995- 1996	\$81,025,345	\$59,935,495	\$140,960,840

Source: UW Office of Development

This graph compares the current fiscal year's contribution totals to each of the previous nine fiscal year's contribution totals.



DEVELOPMENT ACTIVITY BY DONOR TYPE IN CURRENT FISCAL YEAR




DONOR TYPE	YEAR TO DATE		PRIOR YEAR TO DATE		PRIOR FISCAL YEAR	
	Donors	Value	Donors	Value	Donors	Value
Alumni	43,710	\$37,396,348	45,018	\$32,279,861	49,719	\$37,211,864
Corporations	3,244	\$52,457,972	3,220	\$43,032,167	3,760	\$46,349,831
Faculty/Staff	3,202	\$3,991,971	2,732	\$2,757,899	3,171	\$3,335,421
Family Foundations	171	\$16,479,228	156	\$17,767,673	161	\$21,205,792
Foundations	370	\$50,399,876	371	\$31,558,358	387	\$34,932,399
Friends	30,430	\$25,052,149	27,870	\$21,272,318	34,361	\$27,532,116
Organizations	488	\$32,174,484	450	\$27,637,246	494	\$29,210,266

Source: UW Office of Development

This graph shows the sources of contributions for the current year to date. Dollar values are based on donor value.

Job Number: 65812  
 May 2005

Development Activity by Donor Type in Current Fiscal Year Chart




## ALUMNI PARTICIPATION BY CONSTITUENCY

AREA	CURRENT FISCAL YEAR TO DATE			PREVIOUS FISCAL YEAR TO DATE			
	Solicitible	Donors	Partic. Rate	Solicitible	Donors	Partic. Rate	Final %
UW Seattle							
UW Medicine	15,842	3,118	19.7%	16,430	2,984	18.2%	19.6%
Architecture	7,192	1,180	16.4%	7,307	1,266	17.3%	18.9%
Arts and Sciences	121,216	17,940	14.8%	128,104	18,353	14.3%	15.8%
Business School	34,015	6,551	19.3%	35,210	6,868	19.5%	22.0%
Dentistry	4,301	1,125	26.2%	4,312	1,223	28.4%	31.3%
Education	18,677	3,276	17.5%	20,049	3,365	16.8%	18.9%
Engineering	29,399	4,415	15.0%	30,589	4,644	15.2%	16.6%
Evans Schl. Of Pub. Affairs	1,872	420	22.4%	1,797	405	22.5%	23.9%
Forest Resources	4,382	707	16.1%	4,468	716	16.0%	17.6%
Interdisc. Grad. Programs	1,161	207	17.8%	1,128	233	20.7%	22.5%
Interschool Programs	241	38	15.8%	219	32	14.6%	16.9%
Information School	3,786	797	21.1%	3,869	838	21.7%	23.0%
Law	7,070	1,547	21.9%	7,008	1,628	23.2%	25.6%
School Of Nursing	7,976	1,811	22.7%	8,092	1,880	23.2%	24.8%
Ocean & Fisheries	3,560	604	17.0%	3,705	620	16.7%	18.1%
Pharmacy	3,147	862	27.4%	3,159	933	29.5%	31.9%
Public Health	3,139	661	21.1%	3,044	616	20.2%	21.4%
Social Work	5,707	889	15.6%	6,008	925	15.4%	16.3%
Undergrad. Interdisc. Programs	67	10	14.9%	44	6	13.6%	25.0%
UW Bothell	3,580	433	12.1%	3,258	374	11.5%	12.8%
UW Tacoma	4,016	460	11.5%	3,595	394	11.0%	12.5%
Unspecified	11,614	2,380	20.5%	12,900	2,469	19.1%	22.1%
<b>All UW Total</b>	<b>267,179</b>	<b>43,710</b>	<b>16.4%</b>	<b>278,939</b>	<b>45,018</b>	<b>16.1%</b>	<b>17.8%</b>

Source: UW Office of Development

Job Number: 65812  
May 2005

Alumni Participation



VII. STANDING COMMITTEES

B. Finance, Audit and Facilities Committee

Grant and Contract Awards – May, 2005

RECOMMENDED ACTION:

It is the recommendation of the administration and the Finance and Audit Committee that the Board of Regents accept the Grant and Contract Awards as presented on the attached list.

Attachment: Grant and Contract Awards Summary  
Report of Grant and Contract Awards of  
\$1,000,000 or More

---

---

# **Grant and Contract Awards Summary**

to

**The Board of Regents**

of the

**University of Washington**

for

**May 2005**

**Office of Research**

**Office of Sponsored Programs**

---

---



## Table of Contents

	Page
Award Highlights	2
Graphic Summary of Award Activity	3
Summary of Grant and Contract Awards	4
Comparison of Grant and Contract Awards by Agency	5
Comparison of Grant and Contract Awards by School/College	6
Listing of Awards for College of Arts and Sciences by Department	7
Summary of Grant Awards - Excluding Private Awards	8
Summary of Private Grant Awards	9
Summary of Contract Awards	10

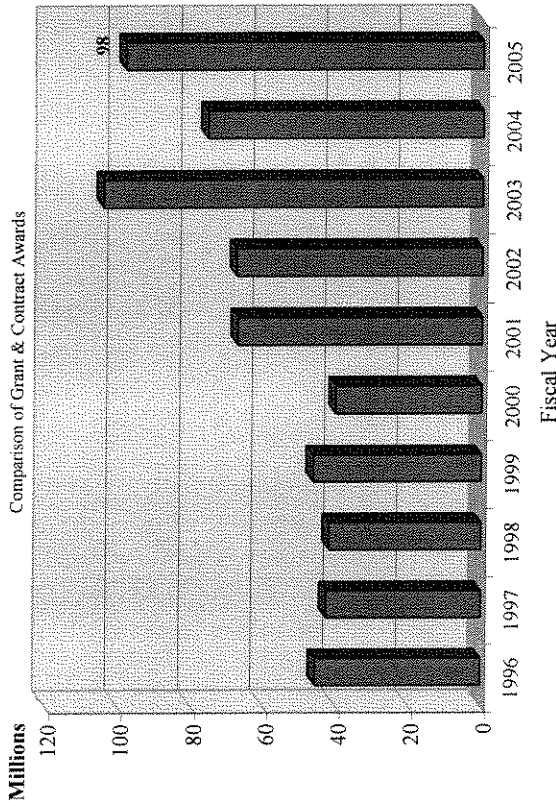
---

## MAY HIGHLIGHTS

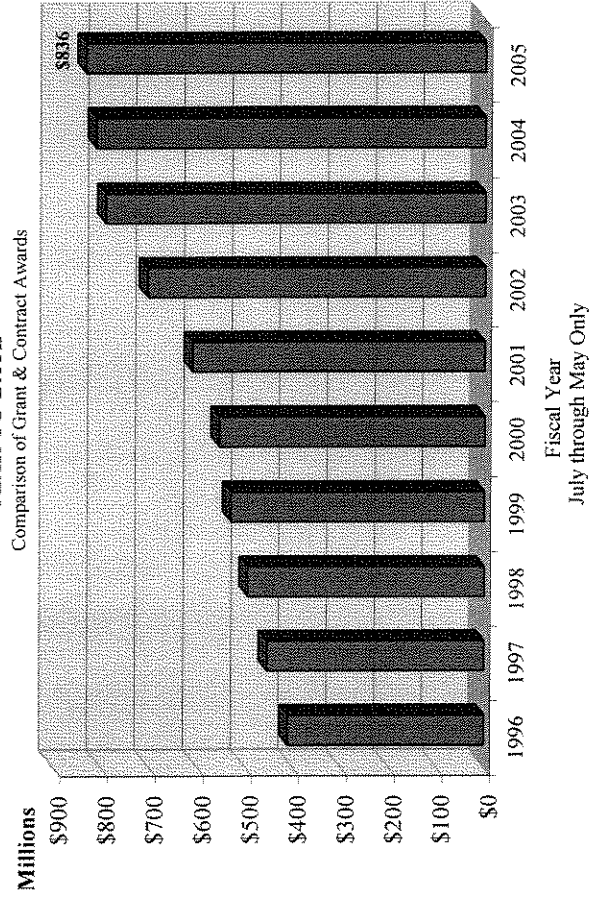
The United States Army Medical Research and Materiel Command awarded a grant in the amount of \$433,565 for a project under the direction of Professor Patrick S. Stayton of the Bioengineering Department entitled “Smart Polymeric Carriers for Enhanced Antisense Breast Cancer Therapy.” This research involves the design and synthesis of “smart” polymer carriers that direct and enhance the intracellular delivery of therapeutic antisense oligodeoxynucleotides (ASODN) in breast cancer cells leading to significantly enhanced breast cancer therapy. The hypothesis is that this delivery method will cause cell death, regression of tumor size and increase survival rates.

The Health Resources and Services Administration awarded a three year renewal grant in the amount of \$676,192 for a project under the direction of Assistant Dean David A. Acosta of the School Of Medicine entitled “Health Careers Opportunities Program (HCOP).” The goal of this program is to assist individuals from disadvantaged background to enter and graduate from a health or allied health professional program. It also helps transition entering medical students into the medical school curriculum. The HCOP supports a comprehensive regional approach to health careers recruitment and retention in the states of Washington, Wyoming, Alaska, Montana and Idaho.

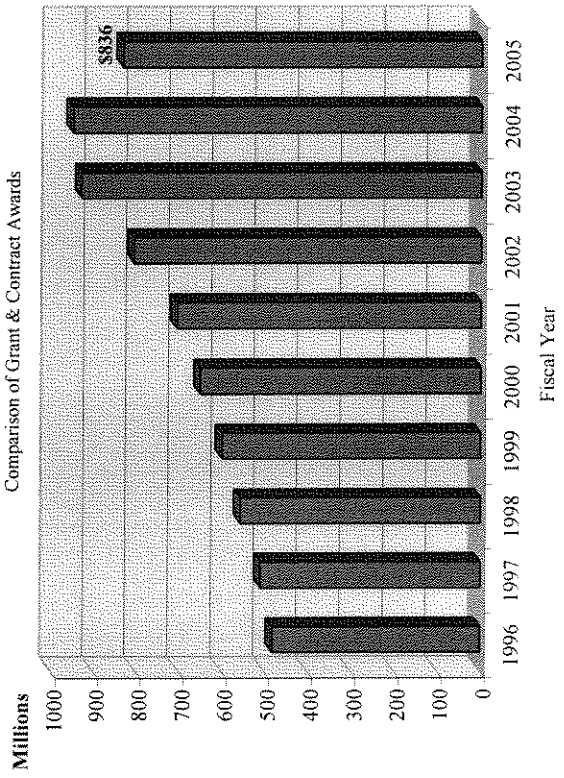
**MAY ONLY**



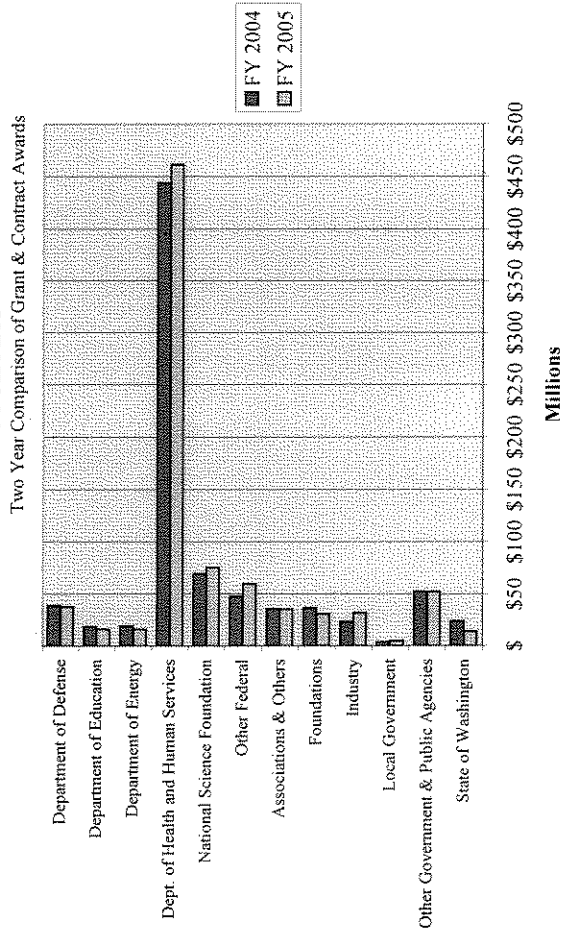
**YEAR-TO-DATE**



**COMPLETE FISCAL YEAR**



**JULY THROUGH MAY**



**Summary of Grant and Contract Awards**  
**Fiscal Year 2004-2005**

<b>Month</b>	<b>RESEARCH</b>		<b>TRAINING</b>		<b>Total Grants and Contracts</b>
	<b>Federal</b>	<b>Non-Federal</b>	<b>Federal</b>	<b>Non-Federal</b>	
July	\$59,948,697	\$15,490,944	\$6,142,165	\$2,586,862	\$84,168,668
August	\$82,841,472	\$16,029,595	\$8,528,029	\$2,376,175	\$109,775,271
September	\$97,039,843	\$14,184,402	\$13,804,079	\$4,691,741	\$129,720,065
October	\$47,512,914	\$15,994,709	\$10,144,334	\$5,762,687	\$79,414,644
November	\$11,718,550	\$12,792,667	\$7,763,675	\$1,809,803	\$34,084,695
December	\$22,620,816	\$11,009,686	\$11,259,228	\$936,242	\$45,825,972
January	\$27,733,231	\$10,607,078	\$4,901,594	\$1,637,010	\$44,878,913
February	\$41,430,820	\$11,310,474	\$1,776,769	\$1,550,461	\$56,068,524
March	\$52,832,824	\$13,845,841	\$6,890,359	\$2,415,270	\$75,984,294
April	\$63,412,911	\$9,308,697	\$3,813,694	\$1,207,004	\$77,742,306
May	\$52,204,121	\$11,900,725	\$32,650,252	\$1,556,419	\$98,311,517
June					
<b>Current Year to Date</b>	<b>\$559,296,199</b>	<b>\$142,474,818</b>	<b>\$107,674,178</b>	<b>\$26,529,674</b>	<b>\$835,974,869</b>
<b>Previous Year to Date</b>	<b>\$565,861,529</b>	<b>\$140,760,922</b>	<b>\$72,700,117</b>	<b>\$34,718,839</b>	<b>\$814,041,407</b>
<b>Over (Under) Previous Year</b>	<b>(\$6,565,330)</b>	<b>\$1,713,897</b>	<b>\$34,974,061</b>	<b>(\$8,189,165)</b>	<b>\$21,933,463</b>

Assuming acceptance of all awards by the Board of Regents

**Comparison of Grant and Contract Awards by Agency**  
**Fiscal Years 2003-2004 and 2004-2005**

Agency	July-May FY04	July-May FY05
Department of Defense	\$38,943,980	\$37,769,272
Department of Education	\$18,683,813	\$16,099,924
Department of Energy	\$19,190,809	\$16,199,724
Dept. of Health and Human Services	\$444,218,707	\$461,607,768
National Science Foundation	\$69,865,994	\$75,558,784
Other Federal	\$47,658,343	\$59,734,905
<b>Subtotal for Federal:</b>	<b>\$638,561,646</b>	<b>\$666,970,377</b>
Associations .Others	\$35,547,345	\$35,240,372
Foundations	\$36,680,451	\$30,799,575
Industry	\$23,402,851	\$31,946,591
Local Government	\$3,730,671	\$4,680,404
Other Government and Public Agencies	\$52,338,436	\$52,430,106
State of Washington	\$23,780,007	\$13,907,444
<b>Subtotal for Non-Federal:</b>	<b>\$175,479,761</b>	<b>\$169,004,492</b>
<b>Grand Total :</b>	<b>\$814,041,407</b>	<b>\$835,974,869</b>
<b>Amount of Increase (Decrease):</b>		<b>\$21,933,463</b>
<b>Percent of Increase (Decrease):</b>		<b>2.7%</b>

Assuming acceptance of all awards by the Board of Regents

**Comparison of Grant and Contract Awards by School/College**  
**Fiscal Years 2003-2004 and 2004-2005**

<b>School/College</b>	<b>July-May FY04</b>	<b>July-May FY05</b>
<b>Upper Campus</b>		
Achitecture and Urban Planning	\$2,096,034	\$823,063
Arts and Science	\$87,396,873	\$67,588,318
Business Administration	\$13,303	\$396,250
Education	\$8,822,073	\$11,823,514
Engineering	\$72,250,330	\$67,292,553
Evans School of Public Affairs	\$13,187,058	\$8,925,167
Forest Resources	\$5,768,057	\$6,064,729
Graduate School	\$3,071,101	\$4,008,625
Information School	\$1,488,175	\$1,379,930
Law	\$36,000	\$2,306,775
Ocean and Fishery Sciences	\$60,307,722	\$69,363,689
Office of Research	\$9,397,916	\$16,247,994
Social Work	\$27,867,245	\$15,738,716
Undergraduate Education	\$118,897	\$141,666
<b>Subtotal :</b>	<b>\$291,820,784</b>	<b>\$272,100,989</b>
<b>Health Sciences</b>		
Dentistry	\$14,028,584	\$13,246,141
Medicine	\$401,218,707	\$401,834,109
Nursing	\$15,527,665	\$12,507,301
Pharmacy	\$12,216,657	\$14,386,160
Public Health and Community Medicine	\$50,941,144	\$72,247,051
<b>Subtotal :</b>	<b>\$493,932,757</b>	<b>\$514,220,762</b>
<b>Special Programs</b>		
Health Sciences Special Programs	\$18,169,528	\$36,606,521
Other Special Programs	\$9,453,460	\$10,924,949
<b>Subtotal :</b>	<b>\$27,622,988</b>	<b>\$47,531,470</b>
<b>Branch Campuses</b>		
Branch Campuses (Bothell)	\$501,978	\$1,733,162
Branch Campuses (Tacoma)	\$162,900	\$388,486
<b>Subtotal :</b>	<b>\$664,878</b>	<b>\$2,121,648</b>
<b>Grand Total :</b>	<b>\$814,041,407</b>	<b>\$835,974,869</b>

Assuming acceptance of all awards by the Board of Regents

---



---

**List of Awards for Arts and Sciences**

<b>Department</b>	<b>July-May FY04</b>	<b>July-May FY05</b>
Center for Humanities	\$10,000	\$0
Center for Statistics and the Social Sciences	\$1,021,857	\$876,482
Center for Studies in Demography and Ecology	\$2,948,066	\$1,474,457
College of Arts and Sciences	\$0	\$1,150,692
Department of Anthropology	\$635,308	\$334,398
Department of Applied Mathematics	\$1,697,970	\$522,378
Department of Asian Languages and Literature	\$0	\$10,000
Department of Astronomy	\$2,111,437	\$2,044,980
Department of Atmospheric Sciences	\$8,410,084	\$5,051,157
Department of Biology	\$13,005,552	\$4,967,628
Department of Chemistry	\$18,633,556	\$16,487,788
Department of Classics	\$44,656	\$0
Department of Communication	\$644,744	\$889,500
Department of Earth and Space Sciences	\$6,262,047	\$7,718,232
Department of Economics	\$0	\$18,052
Department of English	\$3,000	\$0
Department of Geography	\$1,382,174	\$364,528
Department of Germanics	\$44,000	\$36,000
Department of History	\$183,805	\$120,000
Department of Mathematics	\$1,400,147	\$4,019,888
Department of Near Eastern Languages & Civilization	\$331,350	\$2,000
Department of Physics	\$8,780,732	\$10,310,852
Department of Political Science	\$288,570	\$290,964
Department of Psychology	\$7,996,883	\$5,869,007
Department of Scandinavian Languages and Literature	\$27,273	\$27,273
Department of Sociology	\$361,006	\$0
Department of Speech and Hearing Sciences	\$1,797,808	\$683,283
Department of Statistics	\$1,373,595	\$1,204,702
Henry M. Jackson School of International Studies	\$5,218,640	\$2,127,289
Institute for Nuclear Theory	\$2,368,900	\$195,000
Public Performing Arts	\$36,880	\$73,390
School of Art	\$0	\$127,400
School of Music	\$0	\$11,180
Sociology	\$0	\$22,718
Thomas Burke Memorial Washington State Museum	\$376,833	\$554,145
Undergraduate Studies	\$0	\$2,955
	<b>\$87,396,873</b>	<b>\$67,588,318</b>

Assuming acceptance of all awards by the Board of Regents

## Summary of Grant Awards

Fiscal Year 2004-2005

(Excluding Private Awards from Foundations, Industry, Associations and Other)

Month	RESEARCH		TRAINING		Total Grants
	Federal	Non-Federal	Federal	Non-Federal	
July	\$55,974,193	\$6,566,850	\$5,628,040	\$419,247	\$68,588,330
August	\$81,537,111	\$3,607,384	\$8,409,062	\$286,194	\$93,839,751
September	\$91,915,174	\$4,443,388	\$13,472,578	\$2,050,573	\$111,881,713
October	\$38,700,760	\$3,127,126	\$10,006,094	\$587,266	\$52,421,246
November	\$10,112,191	\$5,475,868	\$7,364,454	\$195,093	\$23,147,606
December	\$19,875,113	\$3,182,322	\$11,174,372	\$73,083	\$34,304,890
January	\$26,584,659	\$2,100,436	\$4,807,682	\$239,176	\$33,731,953
February	\$36,529,612	\$2,205,423	\$1,624,455	\$154,265	\$40,513,755
March	\$47,985,036	\$3,279,607	\$6,575,843	\$151,305	\$57,991,791
April	\$58,149,265	\$2,520,928	\$3,743,574	\$71,137	\$64,484,904
May	\$45,389,560	\$2,823,017	\$32,446,328	\$43,172	\$80,702,077
June					
<b>Year to Date</b>	<b>\$512,752,674</b>	<b>\$39,332,349</b>	<b>\$105,252,482</b>	<b>\$4,270,511</b>	<b>\$661,608,016</b>

Assuming acceptance of all awards by the Board of Regents



---

---

## Summary of Grant Awards

Fiscal Year 2004-2005

(Private Awards from Foundations, Industry, Associations and Other)

---

Month	RESEARCH	TRAINING	Total Grants
July	\$4,689,311	\$1,326,279	\$6,015,590
August	\$6,122,163	\$1,311,941	\$7,434,104
September	\$4,654,889	\$1,752,306	\$6,407,195
October	\$9,071,080	\$602,381	\$9,673,461
November	\$4,857,082	\$1,482,411	\$6,339,493
December	\$4,783,350	\$670,728	\$5,454,078
January	\$5,950,843	\$826,739	\$6,777,582
February	\$5,409,443	\$402,095	\$5,811,538
March	\$7,274,343	\$1,773,104	\$9,047,447
April	\$3,484,973	\$953,401	\$4,438,374
May	\$6,057,011	\$1,059,754	\$7,116,765
June			
Year to Date	\$62,354,488	\$12,161,139	\$74,515,627

---

---

Assuming acceptance of all awards by the Board of Regents

## Summary of Contract Awards

Fiscal Year 2004-2005

Month	RESEARCH		TRAINING		Total Contracts
	Federal	Non-Federal	Federal	Non-Federal	
July	\$3,974,504	\$4,234,783	\$514,125	\$841,336	\$9,564,748
August	\$1,304,361	\$6,300,048	\$118,967	\$778,040	\$8,501,416
September	\$5,124,669	\$5,086,125	\$331,501	\$888,862	\$11,431,157
October	\$8,812,154	\$3,796,503	\$138,240	\$4,573,040	\$17,319,937
November	\$1,606,359	\$2,459,717	\$399,221	\$132,299	\$4,597,596
December	\$2,745,703	\$3,044,014	\$84,856	\$192,431	\$6,067,004
January	\$1,148,572	\$2,555,799	\$93,912	\$571,095	\$4,369,378
February	\$4,901,208	\$3,695,608	\$152,314	\$994,101	\$9,743,231
March	\$4,847,788	\$3,291,891	\$314,516	\$490,861	\$8,945,056
April	\$5,263,646	\$3,302,796	\$70,120	\$182,466	\$8,819,028
May	\$6,814,561	\$3,020,697	\$203,924	\$453,493	\$10,492,675
June					
<b>Year to Date</b>	<b>\$46,543,525</b>	<b>\$40,787,981</b>	<b>\$2,421,696</b>	<b>\$10,098,024</b>	<b>\$99,851,226</b>

Assuming acceptance of all awards by the Board of Regents

---

---

**Report of Grant and Contract Awards  
Of \$1,000,000 or More**

**May 2005**

**Requiring Action of  
The Board of Regents**

**of the  
University of Washington**

**Office of Research  
Office of Sponsored Programs**

---

---

## Table of Contents

	Page
Detail of Grant Awards - Excluding Private Grants	2
Detail of Contracts	4

Detail of Grant Awards (Excluding Private Awards) for  
May 2005

**FEDERAL**

**DEPT. OF HEALTH AND HUMAN SERVICES**

**Health Resources and Services Administration**

To: KING K. HOLMES, PROFESSOR \$14,615,361  
DEPARTMENT OF MEDICINE  
For: INTERNATIONAL AIDS EDUCATION AND TRAINING CENTER  
  
Eff: 5/1/2005

**National Cancer Institute**

To: PAUL H. LANGE, PROFESSOR/DIRECTOR \$2,117,386  
DEPARTMENT OF UROLOGY  
For: MECHANISMS AND MARKERS OF PROSTATE CANCER METASTASES  
  
Eff: 5/1/2005

**National Institutes of Health**

To: SIDNEY D. NELSON, PROFESSOR/DEAN \$12,208,711  
REGIONAL PRIMATE RESEARCH CENTER  
For: WASHINGTON NATIONAL PRIMATE RESEARCH CENTER  
  
Eff: 5/1/2005

To: WILLIAM J. BREMNER, PROFESSOR/CHAIR \$2,080,705  
DEPARTMENT OF MEDICINE  
For: MALE CONTRACEPTION RESEARCH CENTER GRANT  
  
Eff: 3/1/2005

To: KENNETH A. KROHN, PROFESSOR \$1,982,228  
DEPARTMENT OF RADIOLOGY  
For: MOLECULAR IMAGING OF CANCER AND ITS RESPONSE TO THERAPY  
  
Eff: 3/1/2005

To: WILLIAM J. BREMNER, PROFESSOR/CHAIR \$1,598,932  
DEPARTMENT OF MEDICINE  
For: NICHD POPULATION RESEARCH CENTER GRANT  
  
Eff: 4/1/2005

**Detail of Grant Awards (Excluding Private Awards) for  
May 2005**

To: ALAN CHAIT, PROFESSOR \$1,554,131  
DEPARTMENT OF MEDICINE  
For: PATHOBIOLOGY OF MACROVASCULAR DISEASE IN DIABETES

Eff: 4/1/2005

To: LAWRENCE A. LOEB, PROFESSOR \$1,051,388  
DEPARTMENT OF PATHOLOGY  
For: MEDICAL SCIENTIST TRAINING PROGRAM

Eff: 7/1/2005

**Dept. of Health and Human Services Subtotal:**

---

**\$37,208,842**

**Total for Federal:**

---

---

**\$37,208,842**

Detail of Contract Awards for  
May 2005

**FEDERAL**

**DEPT. OF HEALTH AND HUMAN SERVICES**

**National Institutes of Health**

To: WILLIAM R. MORTON, DIRECTOR \$3,053,333  
REGIONAL PRIMATE RESEARCH CENTER  
For: SIMIAN VACCINE EVALUATION UNITS

Eff: 4/1/2001

To: DEBORAH A. NICKERSON, PROFESSOR \$2,274,117  
GENOME SCIENCES  
For: UW NHBLI RESEQUENCING CENTER

Eff: 9/30/2004

**Dept. of Health and Human Services Subtotal:**

---

\$5,327,450

**Total for Federal:**

---

---

\$5,327,450

**Total Awards \$1,000,000 or Greater:**

---

---

\$42,536,292

VII. STANDING COMMITTEE

B. Finance, Audit and Facilities Committee

*In Joint Session With*

A. Academic and Student Affairs Committee

UW Medicine Review Committee Report – Achieving Excellence in Compliance

Information available online at <http://depts.washington.edu/uwmbrc>.



## VII. STANDING COMMITTEES

## B. Finance, Audit and Facilities Committee

**ACTIONS TAKEN UNDER DELEGATED AUTHORITY**  
**Reported to the Finance, Audit & Facilities Committee**  
**July 21, 2005**

Pursuant to the Standing Orders of the Board of Regents, Delegation of Authority, and to the delegation of authority from the President of the University to the Executive Vice President in Executive Order No. 1, to take action for projects or contracts that exceed \$1,000,000 in value or cost but are less than \$5,000,000, the Administration may approve and execute all instruments.

**Part I: Report of Actions Taken Under General Delegated Authority**

**Project Name: Red Square Seismic Joint Repairs – Project No. 10311**

**Action Reported: Contract Award and a Budget Decrease of more than 10%**

On June 30, 2005 a construction contract was awarded to David L Sack Construction Co. Inc., in the amount of \$328,143 for the Red Square Seismic Joint Repairs project. Two bids were received for the project the low bid was \$328,143 and the high bid was \$410,350. David L Sack has completed H-Wing Minus 2 Lift Station on campus. David L Sack has also completed other projects outside the University including seismic improvements to seven Seattle schools, monorail pedestrian bridge and Lynnwood wastewater improvements. The project budget has been reestablished at \$592,069.

The base scope of the project was to replace the leaking seismic joint adjoining Meany Hall and the Central Parking Garage, repair the rusted HVAC plenum in the Meany Hall basement mechanical room and repair the leaking joint at the Kane Hall columns. Repairing the seismic joints adjoining Odegaard Undergraduate Library and Kane Hall to the Central Parking garage were packaged as bid alternates.

The original budget of \$1,070,000 included funds for the design and construction of the bid alternate work. Funding from the 2005-2007 biennium was less than requested so the alternates were not awarded. The project budget is reduced from \$1,070,000 to \$592,069 to reflect the current scope. Construction is anticipated to begin in mid-July 2005 and be complete in November 2005. Repair of the bid alternate areas is expected to occur in the 07-09 biennium in a new project.

Funding is from Building Renewal State funds from the 2003-2005 and 2005-2007 bienniums.

<b>Budget Summary:</b>	<b>Current Approved Budget</b>	<b>Forecast Cost At Completion</b>
Total Consultant Svcs	\$121,584	\$104,540
Total Construction Cost	\$827,641	\$410,572
Other Costs	\$43,969	\$20,550
Project Administration	\$76,806	\$56,407
<b>Total Project Budget</b>	<b>\$1,070,000</b>	<b>\$592,069</b>

**Project Name: Raitt & Savery Hall Masonry Abatement Project No: 10441  
Action Reported: Contract Award and Budget Decrease of more than 10%**

On June 20, 2005 a construction contract was awarded to Extreme Coatings, Inc., (ECI) in the amount of \$906,404 for the Raitt Hall Masonry Abatement project. Six bids were received for the project. The low bid was \$906,404 and the high bid was \$1,393,500. ECI recently completed a project at Fresno Dam, in Havre, Montana which renovated the gatehouse listed on the National Registry of Historic Places. This gatehouse project included hazardous coatings removal and asbestos abatement similar to the Raitt Hall project. ECI has also performed coatings removal on all kinds of projects including potable water reservoirs, dam structures, and bridges over water, and public buildings for Gifford Pinchot National Forest. The project budget has been reestablished at \$2,205,000.

The original scope of this project was to abate the existing terra cotta, brick, and stone facades of the 1916 Raitt Hall, 1917-1920 Savery Hall. An existing asbestos containing coating applied to the Raitt and Savery Halls in the 1950's has failed and must be removed to facilitate future renovation and continued building maintenance. The project was originally also to restore the landscape for both buildings.

During design, the University did receive planning funds as part of the 2005-2007 biennium capital budget for Savery Hall. The decision was made to transfer the Savery Hall abatement and landscape work from this project to the Savery Hall building renovation project.

The project scope now includes abatement of the existing facade at Raitt Hall, as well as waterproofing and landscaping at Raitt Hall. The original project budget of \$3,600,000 is now reestablished at \$2,205,000. Funding is available from the 2004 Supplemental Capital Budget.

Construction activity for the ECI construction contract is anticipated to start in July 2005 and be complete in January 2006.

<b>Budget Summary:</b>	<b>Current Approved Budget</b>	<b>Forecast Cost At Completion</b>
Total Consultant Svcs	\$447,368	\$483,441
Total Construction Cost	\$1,526,629	\$1,426,963
Equipment Costs	\$0	\$0
Other Costs	\$43,428	\$36,459
Project Administration	\$157,575	\$157,575
<b>Total Project Budget</b>	<b>\$2,205,000</b>	<b>\$2,104,438</b>

**Sand Point Building 25 Core and Shell Project No. 200787**  
**Action Reported: Architect Appointment and Establish Project Budget**

On June 23, 2005 a contract for Architectural services was awarded to ARC Architects, for the Sand Point Building 25 Core and Shell/Demolition and Abatement project. ARC Architects has completed multiple projects at Sand Point, Harborview, and the Seattle Campus. The project budget has been established at \$1,621,866.

This project will demolish the interior of Building 25 at Sand Point and upgrades the exterior of the building. Building 25 is a 4 story building (basement included) of approximately 28,050 gross square feet that was constructed in 3 phases between 1927 and 1940. Building 25 is historically significant; certain interior elements including interior hallways on the first floor will be retained. The interior demolition will include removal of existing mechanical, electrical, plumbing, communication systems and non-structural partitions and hazardous materials. The project will also include the demolition and installation of a new roof as well as cleaning and sealing of the masonry and window replacement at the basement and third floor.

When completed, this project will make the core and shell of Building 25 ready for future tenant improvement work. Discussions are underway with academic units to determine the program for the tenant improvement project. A future project will be established to provide the tenant improvements to the building.

This project budget is \$1,621,866 which is to be funded in phases with the initial funding by UW Central Funds for the design phase. Additional funding from UW central funds will be necessary to perform the demolition and exterior improvement work.

Demolition and exterior improvements are anticipated to start in February 2006 and be complete in August 2006 subject to future funding.

<b>Budget Summary:</b>	<b>Current Approved Budget</b>	<b>Forecast Cost At Completion</b>
Total Consultant Svcs	\$182,015	\$182,015
Total Construction Cost	\$1,290,899	\$1,290,899
Other Costs	\$46,829	\$46,829
Project Administration	\$102,123	\$102,123
<b>Total Project Budget</b>	<b>\$1,621,866</b>	<b>\$1,621,866</b>

**Johnson Hall QRC Freezers, Project No. 10559**  
**Action Reported - Contract Award and Budget Increase**

On April 14, 2005 a construction contract was awarded to Western Ventures Construction, Inc. in the amount of \$1,020,000 for the Johnson Hall QRC Freezers project. Three bids were received for the project, and the range between the bids was \$1,020,000 to \$1,090,000. Western Ventures is a local general contractor based out of Mountlake Terrace, WA. They have successfully completed numerous projects at the University of Washington. The project budget has been reestablished at \$1,669,000.

This project is for the replacement and renovation of the Johnson Hall QRC Freezers refrigeration systems. This work includes replacing the individual refrigeration compressor with a central plant, replacing the freezers fan-coil (evaporators) within the freezers, providing a rated enclosure around the new refrigeration compressor and providing code required ventilation and refrigeration monitoring. The renovated freezers will be provided with ventilation air from a medical air rated compressor. All electrical service will be upgraded to meet current code requirements. The project is anticipated to be completed by September 9, 2005.

The approved project budget was \$1,391,116. During design, the scope was increased to coordinate tie-in with the main Johnson Hall Renovation project and to accommodate the low velocity air flow requirements of the Department of Earth and Space Sciences. The forecast cost of the project at time of bid was \$1,500,000 to account for these scope changes and material cost escalation. Additional funding was received to allow award of the base contract and bid Alternate No. 2 to relocate an existing wall, taking the project budget to \$1,669,000. Funding is available from Program Renewal funds.

<b>Budget Summary:</b>	<b>Current Apprv'd Budget</b>	<b>Forecast Cost At Completion</b>
Total Consultant Svcs	\$ 214,295	\$164,049
Total Construction Cost	\$1,004,224	\$1,353,975
Other Costs	\$ 47,000	\$25,379
Project Administration	\$ 125,597	\$125,597
<b>Total Project Budget</b>	<b>\$1,391,116</b>	<b>\$1,669,000</b>

## **Part II: Report of Actions Taken Under Specific Delegated Authority**

### **Savery Hall Renovation**

#### **Action Reported: Architect Appointment**

In June 2005, authority was delegated to the President to award design contracts for the Clark Hall Renovation project. SRG Partnership, Inc., was recommended as the most qualified firm by the Architectural Commission as described below. It is intended that this project will be brought back to the Board of Regents in November, near the end of the pre-design activity, to request approval to establish the budget, request use of an alternative public works contracting method, and request delegated authority to award the construction contract.

Savery Hall, located on the Arts and Sciences Quadrangle of the Seattle campus, was built in two phases. The north structure was built in 1916 and the south addition in 1919. Savery Hall is a major instructional building with 35 percent of its assignable area used as classrooms. There are 25 general assignment classrooms in Savery Hall, with a total of 1,025 seats. Savery Hall houses the College of Arts and Sciences' Departments of Economics, Philosophy, and Sociology, and also provides space for the Center of Social Science Computation and Research (CSSCR), a computer resource center that provides facilities and support of all the social science units. The project is proposed to renew the facility for the current occupants.

Savery Hall has been identified as one of the most critical renovation projects on the Seattle Campus. A comprehensive remodel will be required of most of the building's occupied areas. The project scope is proposed to include correction of seismic deficiencies, as well as a replacement of the electrical, lighting, mechanical, and communications systems. Adding a second elevator, replacement of the existing elevator, modifications to restrooms, ramping and other access improvements will also be included in the renovation to bring this heavily used instructional building into current ADA compliance. The current project scope and budget includes an additional 10,000 assignable square feet, in the current unused attic space.

On April 28, 2005, the Capital Projects Office advertised for firms interested in providing architectural services for the Savery Hall Renovation project. Ten firms submitted qualifications, and on June 2, 2005, a selection committee identified three finalists for interviews. The selection committee included the College of Arts and Sciences, Classroom Support Services, Capital and Space Planning Office, Capital Projects Office and a Board member from the Seattle Chapter of the AIA. On June 20-21, 2005 the Architectural Commission conducted interviews and recommended that SRG Partnership be appointed design architect for this project.

SRG Partnership Inc. is an architectural design firm with offices in Portland, OR and Seattle, WA. The primary team members have worked together extensively on similar complex renovation projects as well as other major public projects. SRG was selected for its in-depth knowledge of academic buildings and their extensive experience in building renovations, especially the Washington State Legislative Building. This firm has a proven track record in the responsive use of State funding, successful pre-design reports, and LEED certified projects.

The preliminary project budget is \$64,127,000. Funding has been approved by the State Legislature for the pre-design phase and has been appropriated for the design phase, which funds are contingent upon receipt of an acceptable pre-design report by the end of 2005. Construction funding will be requested in the 07-09 biennium.

<b>Budget Summary:</b>	<b>Preliminary Budget</b>	<b>Forecast Cost At Completion</b>
Total Consultant Services	\$6,671,345	\$6,671,345
Total Construction Cost	\$50,230,505	\$50,230,505
Other Costs	\$4,313,285	\$4,313,285
Project Administration	\$2,911,865	\$2,911,865
<b>Total Project Budget*</b>	<b>\$64,127,000</b>	<b>\$64,127,000</b>

\* Includes escalation of \$10,018,399

### **Clark Hall Renovation**

#### **Action Reported: Architect Appointment**

In June 2005, authority was delegated to the President to award design contracts for the Clark Hall Renovation project. Mahlum Architects was recommended as the most qualified firm by the Architectural Commission as described below. It is intended that this project will be brought back to the Board of Regents in November, near the end of the pre-design activity, to request approval to establish the budget, request use of an alternative public works contracting method, and request delegated authority to award the construction contract.

Clark Hall, constructed in 1896, is one of the oldest buildings on the Seattle campus. It is on the Washington Heritage Register and originally served as the women's dormitory building and now houses instructional programs for the Navy, Army and Air Force students pursuing a University of Washington degree. The building has 30,568 gross square feet and is primarily used for instructional space and offices, including three general assignment classrooms with a total of 85 stations, one class laboratory, and three computer laboratories.

The project scope will include correction of seismic deficiencies of this wood frame masonry building. The renovation will include upgrading all major building systems, correcting seismic deficiencies, improving accessibility, including adding an elevator, addressing life and safety code conditions, performing asbestos abatement, and providing updated facilities for instructional programs. All electrical, lighting, mechanical, and communications systems will be replaced and the windows and doors will be upgraded to correct code deficiencies and reduce operating costs. An elevator will be added to this

three-story building and access to restrooms throughout the building will be improved to bring the facility into current ADA compliance. The building exterior will be completely renewed to stop the water infiltration currently penetrating the masonry walls. A major renovation will also allow for changes that make more efficient use of the existing space.

On April 28, 2005, the Capital Projects Office advertised for firms interested in providing architectural services for the Clark Hall Renovation project. Eight firms submitted qualifications and on May 31, 2005, a selection committee identified three finalists for interviews. The selection committee included representatives from CASPO, Classroom Support Services, Naval Science, Capital Projects Office and the University's Architectural Advisor. On June 20-21, 2005 the Architectural Commission conducted interviews and recommended that Mahlum Architects be appointed design architect for this project.

Mahlum Architects has worked on 14 projects on the University's campus, including the Suzallo Library Renovation and the William H. Gates School of Law. They have performed 15 pre-design studies for the State of Washington, with 14 having received funding and one currently being reviewed. They are experienced both in renovation and new construction, and have completed a wide variety of projects for higher education clients in the region.

The preliminary project budget is \$18,300,000. Funding has been approved by the State Legislature for the pre-design phase and has been appropriated for the design phase, which funds are contingent upon receipt of an acceptable pre-design report by the end of 2005. Construction funding will be requested in the 07-09 biennium

<b>Budget Summary:</b>	<b>Preliminary Budget</b>	<b>Forecast Cost At Completion</b>
Total Consultant Services	\$2,268,591	\$2,268,591
Total Construction Cost	\$13,779,622	\$13,779,622
Other Costs	\$1,133,989	\$1,133,989
Project Administration	\$1,117,798	\$1,117,798
<b>Total Project Budget*</b>	<b>\$18,300,000</b>	<b>\$18,300,000</b>

\* Includes escalation of \$2,109,506

**Playhouse Theater Renovation**  
**Action Reported: Architect Appointment**

In June 2005, authority was delegated to the President to award design contracts for the Playhouse Theater Renovation project. LMN Architects was recommended as the most

qualified firm by the Architectural Commission as described below. It is intended that this project will be brought back to the Board of Regents in November, near the end of the pre-design activity, to request approval to establish the budget, and request delegated authority to award the construction contract.

It is intended that this project will be brought back to the Board of Regents in November, near the end of the pre-design activity, to request approval to establish the budget, and request delegated authority to award the construction contract.

The Playhouse Theater, constructed in 1931 and substantially renovated in 1968, is a one story brick building with a small partial basement totaling 10,137 gross square feet and a seating capacity of just over 200. The Playhouse Theater is assigned to the School of Drama, one of the most renowned drama departments in the United States. The facility is a mainstay of its teaching program and offers students an intensively used venue to stage at least two productions a quarter. Because this heavily used theater is wood framed construction with un-reinforced brick, it poses seismic stability concerns in the event of a major earthquake. Despite the building's intense use, the antiquated infrastructure also makes the building difficult to use for instruction and performances. For example, the heating and ventilation systems are in such poor condition that patrons often complain and students are forced to rehearse with gloves and coats on in winter.

The renovation will include upgrading all major building systems; improving accessibility, seismic resistance, and life and safety code conditions; performing asbestos abatement; and providing updated facilities for theater instruction and performance. Disability access will be improved to bring the building into current ADA compliance.

On April 28, 2005, the Capital Projects Office advertised for firms interested in providing architectural services for the Playhouse Theater Renovation project. Nine firms submitted qualifications and on June 2, 2005, a selection committee identified three finalists for interviews. The selection committee included representatives from the UW School of Drama, Capital Projects Office, CASPO, the College of Arts and Sciences and the University's Architectural Advisor. On June 21, 2005 the Architectural Commission conducted interviews and recommended that LMN Architects be appointed design architect for this project.

LMN Architects, established in Seattle in 1979, has grown to include a professional staff of approximately 100. The firm has designed and renovated more than 30 performance facilities, ranging in size from the \$800,000 Performing Arts Center Renovation @ Western Washington University to the \$90 million rebirth of the Seattle Opera House into Marion Oliver McCaw Hall @ Seattle Center. LMN has completed over 25 projects for the University of Washington, including Programming, Predesign and Design of a wide variety of facilities and building types.

The preliminary project budget is \$7,120,000. Funding has been approved by the State Legislature for the pre-design phase and has been appropriated for the design phase, which

funds are contingent upon receipt of an acceptable pre-design report by the end of 2005. Construction funding will be requested in the 07-09 biennium.



<b>Budget Summary:</b>	<b>Preliminary Budget</b>	<b>Forecast Cost At Completion</b>
Total Consultant Services	\$953,107	\$953,107
Total Construction Cost	\$5,047,872	\$5,047,872
Other Costs	\$434,852	\$434,852
Project Administration	\$684,169	\$684,169
<b>Total Project Budget*</b>	<b>\$7,120,000</b>	<b>\$7,120,000</b>

\* Includes escalation of \$690,722

**VII. STANDING COMMITTEES****B. Finance, Audit and Facilities Committee****2006 State Operating and Capital Supplemental Budget Requests**

During its 2006 session, the State legislature will consider supplemental operating and capital budget requests that could provide state agencies with additional funding for the second year of the 2005-07 biennium – the July 1, 2006 through June 30, 2007 time period.

**State Schedule**

Mid-July – receive 2006 supplemental budget request instructions from Office of Financial Management

Mid-October – 2006 supplemental budget requests due to Office of Financial Management

Mid-December – Governor submits 2006 supplemental budget request to the legislature

Mid-January through mid-March – legislative consideration of 2006 supplemental budget requests

**UW Regents Schedule**

July meeting – general discussion

September meeting – administration proposed 2006 supplemental budget request

October meeting – Board adopts UW 2006 supplemental budget request

**Normal Guidelines for Submitting Supplemental Budget Requests**

Under the standard guidelines that the Office of Financial Management provides for supplemental budget requests, only requests that meet one or more of the following criteria will be considered:

## VII. STANDING COMMITTEES

### B. Finance, Audit and Facilities Committee

#### 2006 State Operating and Capital Supplemental Budget Requests (continued p. 2)

the request is the result of some sort of emergency situation;

the request results from an emergent situation that developed since the original biennial budget was adopted; and/or

the request results from some new regulatory requirement.

While these are the standard guidelines, state agencies often submit supplemental budget requests that technically do not meet these guidelines.

#### **State Budget Context**

The financial picture for the State General Fund is improving. In the June 2005 update of the State General Fund revenue forecast, expected revenues were increased by \$109 million for the 2003-05 biennium and increased by \$341 million of the 2005-07 biennium.

#### **Possible Items for the University of Washington to Include in a 2006 State Supplemental Budget Request**

##### Possible 2006 State Supplemental Operating Budget Requests

Reduction of budget cut included in the 2005-07 biennial budget

Support for research:

Resubmit a request for operations and maintenance funding for the Bioengineering and Genome Sciences Buildings

Resubmit a request for support for development of South Lake Union research infrastructure

Prepare a new research proposal aimed at the health care cost containment

Resubmit a request for support for new research initiatives

The Governor has indicated that she may want the UW to resubmit a request for funding for the Policy Consensus Center

## VII. STANDING COMMITTEES

### B. Finance, Audit and Facilities Committee

#### 2006 State Operating and Capital Supplemental Budget Requests (continued p. 3)

WSU is interested in resubmitting some sort of joint UW/WSU technology transfer proposal

#### Possible 2006 State Supplemental Capital Budget Requests

Request release of design funding for Phase II of the university's restoration program (Savery Hall, Clark Hall and the Playhouse Theatre); pre-design documents for these three projects are scheduled to be submitted to the Office of Financial Management in December

If the UW receives a federal NCRRC facilities grant for renovation of space in both H-Wing and J-Wing, submit a request for the State to provide matching funds for this grant and to accelerate a portion of the H-Wing renovation project

UW/Tacoma land acquisition and soils remediation

Debt authorization – authorize use of the State Certificate of Participation funding mechanism for Sand Point Building 25

#### Possible Policy Items to Pursue in the 2006 Legislative Session

Seek a change in public disclosure requirements related to venture, hedge and private equity investments

Seek institutional discretion to mandate that students have health insurance

**VII. STANDING COMMITTEES****B. Finance, Audit and Facilities Committee**Creation of a New Operating Fee Waiver for Certain Graduate and Professional StudentsRECOMMENDED ACTION

It is the recommendation of the administration and the Finance, Audit and Facilities Committee that the Board of Regents establish, under the authority granted by RCW 28B.15.915, an operating fee waiver for certain nonresident graduate and professional students. This operating fee waiver is being proposed to eliminate a potential competitive disadvantage in recruiting top quality graduate and professional students.

Under this operating fee waiver, beginning Autumn Quarter 2005, any graduate or professional student who has lived in the State for one year (except for students whose visa status precludes them from establishing permanent residency) will be eligible for an annual waiver of a portion of operating fees equal to the difference between resident and nonresident tuition. This operating fee waiver will be granted if the student has applied for but failed to qualify for residency under the requirements specified in WAC 250-18-03 but meets the following criteria:

the student signs a statement that they have the intent to establish permanent residency in Washington;

the student has either a Washington State Driver's License or a Washington State Identification Card;

the student is registered to vote, if eligible to vote;

the student has established a bank account under a Washington state address;

if the student owns or drives a vehicle in Washington, it is registered in Washington;

the student maintains any medical/automobile insurance independent of parents; and

the student establishes that he or she is financially independent for the current and prior calendar years.

## VII. STANDING COMMITTEES

### B. Finance, Audit and Facilities Committee

#### Creation of a New Operating Fee Waiver for Certain Graduate and Professional Students (continued p. 2)

The annual operating fee waiver will include summer quarter. Students must file a residency application annually to either become reclassified or to establish eligibility for this operating fee waiver.

#### BACKGROUND

The University of Washington enrolls a substantial number of graduate and professional students from other states. These nonresident students are assessed higher tuition rates unless they are reclassified as a resident student or are granted a nonresident tuition waiver because they hold an eligible teaching or research assistant appointment. The Washington State Legislature has adopted residency requirements (RCW 28B.15.015) and the Higher Education Coordinating Board is responsible for specification of residency criteria through the Washington Administrative Code (WAC Chapter 250-18). The University must follow state law guidelines when determining a student's residency.

WAC Chapter 250-18 was amended in July 2003 to improve the standards for determining residency. The code changes affected undergraduate, graduate, and professional students. The amendments eliminated loopholes that some students had been using to qualify as residents. Ideally, graduate and professional students would have been exempted from the changes for reasons that are discussed below, but the state residency rules apply equally to all student categories.

While the revisions to the residency requirements that were implemented in 2003 made the State's policies for determining residency for undergraduate students comparable to those of other public universities, they imposed a higher standard for graduate and professional students to obtain residency than is common at other public universities with whom we compete for students. At the graduate and professional level, most other public universities allow non-resident graduate and professional students to be reclassified as residents for tuition and fee paying purposes after they have lived in the state for one year as long as they meet requirements similar to those listed on page 1. The UW's ability to compete successfully for top quality graduate and professional students will be enhanced if the UW establishes policies affecting cost of attendance that are consistent with those of institutions with whom we compete.

Current Residency Requirements. To be classified or reclassified as a resident, for tuition and fee purposes, a student must establish a bona fide domicile in the state of Washington "primarily for purposes other than educational" for a period

## VII. STANDING COMMITTEES

### B. Finance, Audit and Facilities Committee

#### Creation of a New Operating Fee Waiver for Certain Graduate and Professional Students (continued p. 3)

of one year. To establish a bona fide domicile, a student must satisfy all of the requirements listed on page 1. In addition, by state law, a nonresident student who is enrolled for more than 6 credits a quarter “will be presumed to be in the state of Washington for primarily educational purposes,” which makes it much more difficult to establish residency. By agreement among the six public baccalaureate degree granting institutions in the state, the main way to overcome this “6 credit presumption” is by maintaining a 30 hour work week.

Recent Experience. It should be noted that most graduate and professional students applying for residency status under the new rules meet all of the requirements specified. In calendar year 2004, of the 556 graduate students who applied for resident status: 386 students (69%) met all of the requirements of WAC 250-18-030; 70 additional students (13%) likely would have qualified for residency status if they had either been employed full time during the previous year or had been enrolled for less than six credits; and 100 students (18%) failed to meet multiple requirements. In calendar year 2004, of the 106 professional students who applied for residency: 55 students (52%) met all of the requirements; 26 students (25%) likely would have qualified for residency status if they had either been employed full time during the previous year or had been enrolled for less than six credits; and 25 students (24%) failed to meet multiple requirements.

Since the 2003 rules implementation, the University has “grandfathered” the graduate and professional students under the residency requirements that were in effect at the time they entered the university.

Based upon the data from calendar year 2004 discussed above, the Office of Planning and Budgeting estimates that approximately 100 graduate and professional students per year will qualify for this proposed operating fee waiver and that approximately \$1,000,000 per year in operating fees will be waived. Because there is no offsetting State General Fund support provided for operating fee waivers granted under RCW 28B.15.915, this amount represents foregone revenue to the UW.

Recommended Changes. Graduate and professional student recruitment is of paramount importance to the University. As “cost of program” is one important consideration for graduate and professional students choosing which school to attend, we do not want to place the University of Washington at a competitive disadvantage by making the total cost of attending the UW significantly more expensive for graduate and professional students who have lived in the state for

## VII. STANDING COMMITTEES

### B. Finance, Audit and Facilities Committee

#### Creation of a New Operating Fee Waiver for Certain Graduate and Professional Students (continued p. 4)

more than a year than it is at competing programs at other public universities. Although exceptions cannot be made in the application of state residency policy, it is possible for the University to grant operating fee waivers to graduate and professional students who do not meet all of the residency requirements but do meet certain specific criteria that establish close connections to the state.

The element of residency requirements that most often prevents graduate and professional students from being classified as residents is the presumption in the requirements that if a student is enrolled for more than six credits a quarter, it is assumed that the student is in the state primarily for educational purposes. Many graduate and professional students cannot meet the 30 hour per week employment factor that is utilized in the residency requirements to overcome this presumption. Under the operating fee waiver established here, any graduate or professional student (except for students whose visa status precludes them from establishing permanent residency) who has lived in the state for at least one year, has applied for resident status and been turned down, and who meets all of the criteria listed on the first page would qualify for a waiver of a portion of operating fees equivalent to the nonresident tuition differential.



VII. STANDING COMMITTEE

B. Finance, Audit and Facilities Committee

Quarterly Investment Report, 3<sup>rd</sup> Quarter FY05

See Attached.

# UNIVERSITY OF WASHINGTON

## INVESTMENT PERFORMANCE REPORT

THIRD QUARTER FISCAL YEAR 2005

AS OF MARCH 31, 2005



TREASURER, BOARD OF REGENTS  
TREASURY OFFICE

PUBLISHED JUNE 2005

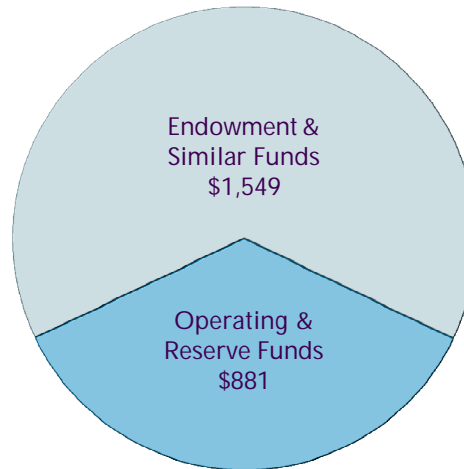
# TABLE OF CONTENTS

Treasury Assets .....	1
Asset Allocation .....	2
Consolidated Endowment Fund .....	3
Performance Update .....	4
Invested Funds .....	5

# TREASURY ASSETS<sup>1</sup>

as of 3/31/05—\$2.4 Billion

*Dollars in Millions*



## Endowment & Similar Funds

Consolidated Endowment Fund <sup>2</sup>	\$1,370
Life Income Trusts	80
Outside Trusts	52
Non-CEF Endowments	23
Permanent Fund <sup>6</sup>	24
	<u>\$1,549</u>

## Operating & Reserve Funds

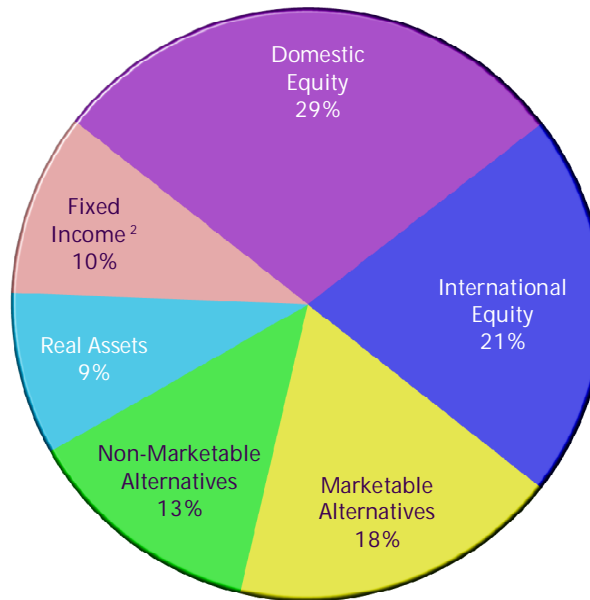
Invested Funds <sup>2</sup>	\$730
Portage Bay Insurance/SIRF <sup>3</sup>	46
Bond Retirement Fund <sup>4</sup>	14
Building Fund <sup>4</sup>	17
Debt Service Reserve Funds <sup>5</sup>	5
Bond Proceeds <sup>7</sup>	69
	<u>\$881</u>

1. Includes assets whose management falls under the auspices of the Finance, Audit, & Facilities Committee of the Board of Regents. Excludes Metro Tract Bond Proceeds and Forest Trust Lands. All dollar amounts are expressed in millions and represent market values.
2. The Invested Funds holds Consolidated Endowment Fund (CEF) units valued at \$337MM. To avoid double counting, the dollars are included only in the CEF totals.
3. In June 2002, the Board of Regents authorized the establishment of a captive insurance company, Portage Bay Insurance. The previous insurance vehicle, the Self Insurance Revolving Fund (SIRF), will close after existing claims are resolved.
4. General obligation bond reserve fund on deposit with the state of Washington.
5. Required reserve funds for locally issued bonds (2002 Housing & Dining \$1.5MM, 2004 Housing & Dining \$0.6MM, 2004 Parking Reserve Funds \$1.4MM, Roosevelt \$2.0MM).
6. Proceeds from sale of land grants and subsequent investment returns on deposit with the state of Washington
7. Construction project funds which have not yet been disbursed (IMA \$7.9MM, Parking \$12.1MM, Genome Sciences/R&T \$49.3MM)

# ASSET ALLOCATION

As of March 31, 2005

Consolidated Endowment Fund<sup>1</sup>—\$1,370 MM



Dollars in Millions

	Current Allocation		Interim Target	Policy Target	Policy Range
Domestic Equity	\$399	29%	25%	30%	25%–35%
International Equity	292	21%	20%	15%	10%–20%
Marketable Alternatives	242	18%	20%	15%	10%–20%
Non-Marketable Alternatives	173	13%	15%	15%	10%–20%
Equity Fund	\$1,106	81%	80%	75%	70%–80%
Real Assets Fund	122	9%	8%	8%	5%–10%
Fixed Income Fund <sup>2</sup>	142	10%	12%	17%	12%–22%
Total Consolidated Endowment Fund	\$1,370	100%			

<sup>1</sup> Net foreign currency exposure: 30%

<sup>2</sup> Includes allocation to cash

# CONSOLIDATED ENDOWMENT FUND (CEF)

For the Quarter ending March 31, 2005

## Total Returns as of 3/31/05<sup>1</sup> (%)

	3 <sup>rd</sup> Qtr FY 2005	1-Year	5-Year	10-Year
Total CEF Return	1.9	10.3	3.4	12.1
Strategy Weighted Policy Benchmark	1.5	10.0	1.1	11.7
Equity Fund	2.0	11.2	1.7	13.0
Weighted Policy Benchmark	1.4	11.2	-0.9	12.7
Real Assets Fund	4.4	19.3	—	—
Policy Benchmark	6.0	19.6	—	—
Fixed Income Fund	0.1	1.3	6.8	7.2
Policy Benchmark (LB Gov't Bond)	-0.4	0.1	6.7	6.9

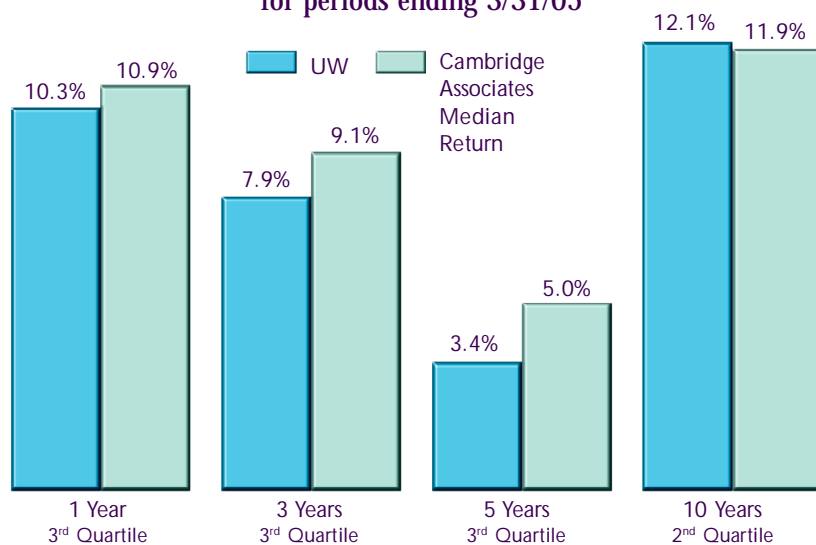
<sup>1</sup> Average Annual Compound Return

## Activity (\$ in Millions)

	FY 2005	FY 2004	FY 2003	Ten Years
Beginning Balance	1,216	1,010	1,013	291
Gifts	49	33	39	369
Transfers	8	6	5	68
Total Additions	57	39	44	437
IF purchase of CEF units	30	57	0	326
Net Investment Return	137	179	19	731
Distributions <sup>1</sup>	(60)	(57)	(57)	(363)
Administrative Fees	(2)	(2)	(2)	(17)
Development Support	(8)	(9)	(8)	(35)
Ending Balance	1,370	1,216	1,010	1,370
Net Change	154	206	(4)	1,079

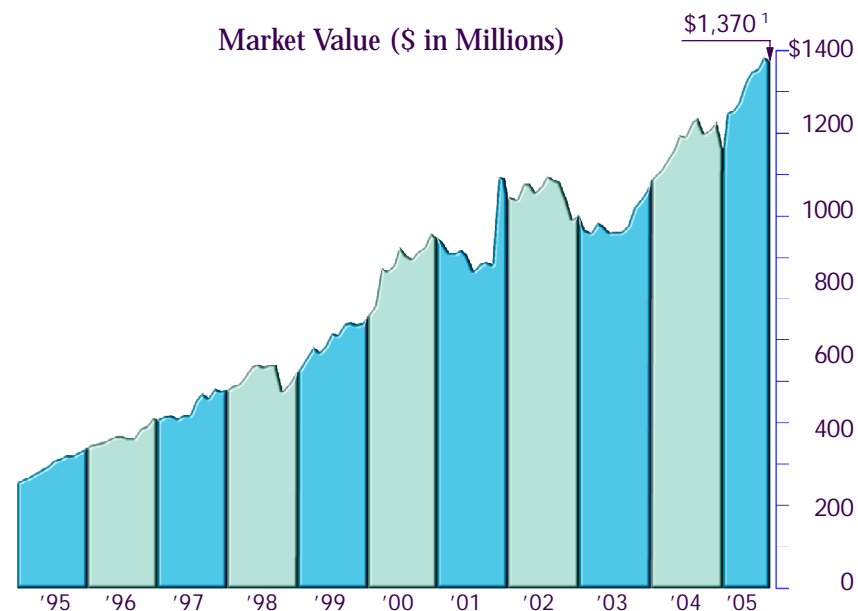
<sup>1</sup> FY 2005 reflects three quarters' distributions due to a timing change

## Cambridge Associates<sup>1</sup> Top 50 Universe Performance for periods ending 3/31/05



<sup>1</sup> Cambridge Associates College and University Investment Pool Top 50 (by Investment Pool Market Value)

## Market Value (\$ in Millions)



<sup>1</sup> Reflects inclusion of IF units in CEF starting 7/01—value without would be \$1,033

# PERFORMANCE UPDATE

	Total Return <sup>1</sup> as of 3/31/05				
	3 <sup>rd</sup> Qtr FY '05	1 Year	3 Years	5 Years	10 Years
<b>Consolidated Endowment Fund</b>	<b>1.9</b>	<b>10.3</b>	<b>7.9</b>	<b>3.4</b>	<b>12.1</b>
<b>Equity Fund</b>	<b>2.0</b>	<b>11.2</b>	<b>6.6</b>	<b>1.7</b>	<b>13.0</b>
Domestic Equity	-1.3	6.4	5.2	2.3	13.4
Core Equity	0.4	9.3	6.6	1.3	13.4
Value Equity	-1.0	6.3	5.1	8.8	14.4
Growth Equity	-5.1	1.8	3.6	-9.5	12.0
International Equity	2.5	16.4	15.3	3.6	9.7
Marketable Alternatives	1.1	9.6	10.6	8.2	—
Non-Marketable Alternatives <sup>2</sup>	10.8	17.2	3.0	-4.1	14.9
<b>Real Assets Fund <sup>3</sup></b>	<b>4.4</b>	<b>19.3</b>	<b>—</b>	<b>—</b>	<b>—</b>
<b>Fixed Income Fund</b>	<b>0.1</b>	<b>1.3</b>	<b>6.0</b>	<b>6.8</b>	<b>7.2</b>
<b>Market Indices</b>					
<i>Equity Indices</i>					
S&P 500	-2.2	6.7	2.7	-3.2	10.8
Russell 3000	-2.2	7.1	3.7	-2.5	10.8
Russell 2000	-5.3	5.4	8.0	4.0	10.4
Dow Jones	-1.8	3.8	2.5	1.2	11.9
NASDAQ	-8.1	0.3	2.7	-15.2	9.4
MSCI ACWI ex US	0.3	16.2	13.1	-0.1	6.0
Emerging Markets (IFCG)	3.2	18.1	19.7	5.7	—
<i>Fixed Income Indices</i>					
LB Government Bond	-0.4	0.1	5.8	6.7	6.9
JP Morgan Global Hedged Bond Index	0.9	3.7	5.6	6.0	7.7

Sources: Cambridge Associates and Northern Trust

<sup>1</sup> Total Return: average annual compound return (dividend or interest plus capital appreciation or depreciation)

<sup>2</sup> Provided by Cambridge Associates on a quarter lag.

<sup>3</sup> Private portion provided by Cambridge Associates on a quarter lag.

# INVESTED FUNDS (IF)

## For the Quarter ending March 31, 2005

### Total Return <sup>1</sup> (%)

	3 <sup>rd</sup> Qtr FY 2005	1-Year	5-Year	10-Year
Cash	-0.1	-0.3	4.9	5.6
Citi 2 Yr Treasury	-0.4	-0.8	4.7	5.2
Liquidity	-0.4	0.1	6.3	6.6
LB Intermediate Govt Bond	-0.7	-0.6	6.1	6.2
IF excluding CEF units	-0.3	0.0	6.0	6.3
Weighted Benchmark	-0.6	-0.5	5.7	5.9
IF including CEF units	0.4	3.2	5.2	7.9
Weighted Policy Benchmark	-0.9	0.9	4.3	6.9

<sup>1</sup> Average Annual Compound Return

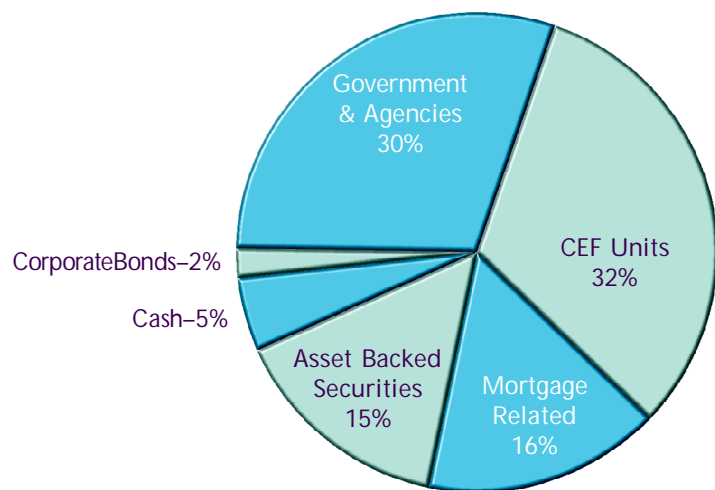
### Fund Allocation by Pool (\$ in Millions)

	Fund Allocation		Range	Duration	
				Actual	Maximum
Cash Pool	\$262	25%	20%–40%	1.3	3.0 yrs
Liquidity Pool <sup>1</sup>	467	44%	30%–60%	3.2	4.0 yrs
Total Cash & Liq. Pool	<u>\$730</u>	<u>68%</u>			
CEF Units held by IF		<u>32%</u>	15%–40%	5.2 <sup>2</sup>	6.4 yrs <sup>2</sup>
Total Invested Funds		<u>100%</u>			

<sup>1</sup> Includes Interfund Loans

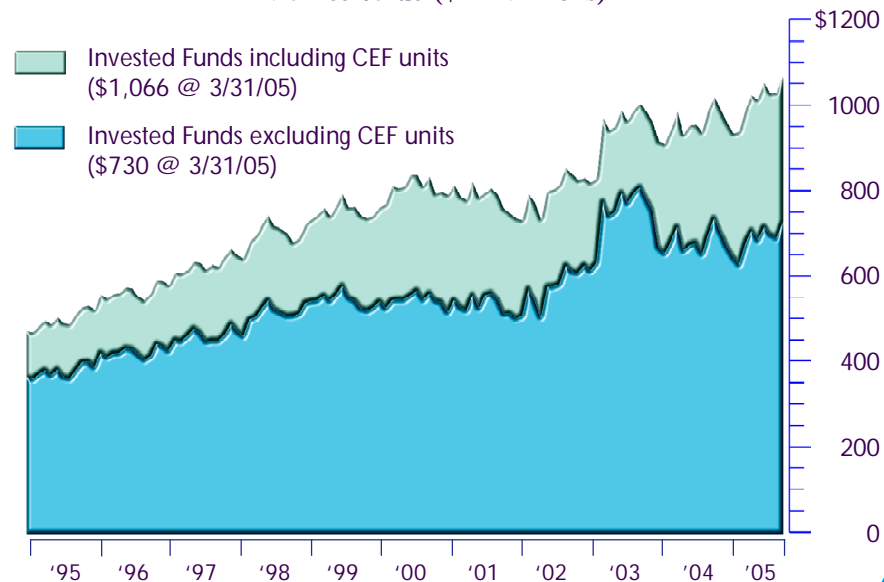
<sup>2</sup> Fixed Income assets only

### Mix of Investments <sup>1</sup>



<sup>1</sup> Not shown - Interfund Loans (0.07%)

### Market Value (\$ in Millions)





# UWINCO Summary of Actions Taken Under Board Delegated Authorities

## Third Quarter Fiscal Year 2005 (1/1/05–3/31/05)

\$ in Millions

By the Chief Investment Officer

### Private Markets

Commonfund Capital Natural Resources Fund	Real Assets	Oil, gas & timber	Reinvestment with existing manager	+ \$7.5
Merit Energy Partners	Real Assets	Oil & gas	Reinvestment with existing manager	+ \$5.0
RMS	Real Assets	SW timber	New manager relationship	+ \$5.0
Weston Presido	Non-Marketable Alts.	US Buyout	Reinvestment with existing manager	+ \$6.5

### Public Markets

Morgan Grenfell	Fixed Income	Domestic	Rebalancing with existing manager	+ \$5.0
Pimco	Real Assets	Diversified fund	Addition to existing manager	+ \$20.0
City of London	International Equity	Emerging markets	Rebalancing with existing manager	+ \$5.0
AXA Rosenberg	Domestic Equity	Core	Rebalancing small cap exposure	-\$20.0
Snyder Capital	Domestic Equity	Value	Rebalancing small cap exposure	-\$10.0
Reich & Tang	Domestic Equity	Value	Rebalancing small cap exposure	-\$10.0
S&P 500 Futures through Northern Trust	Domestic Equity	Futures	Rebalancing to large cap	+ \$40.0

VII. STANDING COMMITTEE

B. Finance, Audit and Facilities Committee

UWINCO Report

Information will be available at the meeting.

VII. STANDING COMMITTEES

A. Academic and Student Affairs Committee

Academic and Administrative Appointments

RECOMMENDED ACTION:

It is the recommendation of the administration and the Academic and Student Affairs Committee that the Board of Regents approve the appointments to the University faculty and administration as presented on the attached list.

Attachment: Personnel Recommendations

## **ADMINISTRATION**

### HUMAN RESOURCES

#### **ADMINISTRATIVE APPOINTMENTS**

##### **SUFFIS, JOANNE I**

(MS, 1988, UNIVERSITY OF WISCONSIN; BA, 1985, UNIVERSITY OF RHODE ISLAND) TO BE INTERIM VICE PRESIDENT OF HUMAN RESOURCES, EFFECTIVE 7/1/2005. (PRIOR TO THIS APPOINTMENT, MS. SUFFIS WAS DIRECTOR OF HUMAN RESOURCES - UPPER CAMPUS OPERATIONS.)

## **COLLEGE OF ARCHITECTURE AND URBAN PLANNING**

### DEPARTMENT OF ARCHITECTURE

#### **NEW APPOINTMENTS**

##### **INANICI, MEHLIKA NUR**

(BArch, 1993, MIDDLE EAST TECHNICAL UNIVERSITY (TURKEY); MSc, 1995, MIDDLE EAST TECHNICAL UNIVERSITY (TURKEY); MSc, 2002, UNIVERSITY OF MICHIGAN; PHD, 2004, UNIVERSITY OF MICHIGAN) TO BE ASSISTANT PROFESSOR OF ARCHITECTURE AT A SALARY RATE OF \$54,000 OVER NINE MONTHS, EFFECTIVE 9/16/2005. (DR. INANICI IS CURRENTLY A POST-DOCTORAL RESEARCHER AT THE LAWRENCE BERKELEY NATIONAL LABORATORY.)

##### **INTRACHOOT, SINGH**

(BA, 1990, UNIVERSITY OF WASHINGTON; BS, 1991, UNIVERSITY OF WASHINGTON; MArch, 1993, UNIVERSITY OF WASHINGTON; PHD, 2002, MASSACHUSETTS INSTITUTE OF TECHNOLOGY) TO BE VISITING ASSISTANT PROFESSOR OF ARCHITECTURE AT A SALARY RATE OF \$17,667 OVER THREE MONTHS, EFFECTIVE 9/16/2005. (DR. INTRACHOOT IS CURRENTLY ON THE FACULTY OF ARCHITECTURE A KASETSART UNIVERSITY, BANKOK.)

##### **MERLINO, KATHERYN ROGERS**

(BA, 1995, UNIVERSITY OF WASHINGTON; MArch, 1999, UNIVERSITY OF VIRGINIA) TO BE ASSISTANT PROFESSOR, PART-TIME, OF ARCHITECTURE AT A SALARY RATE OF \$25,002 OVER NINE MONTHS, EFFECTIVE 9/16/2005. (PROFESSOR MERLINO IS CURRENTLY A LECTURER, PART-TIME, IN THE SAME DEPARTMENT.)

##### **OSHIMA, KEN TADASHI**

(BA, 1988, HARVARD UNIVERSITY; MArch, 1993, UNIVERSITY OF CALIFORNIA (BERKELEY); MPhil, 1998, COLUMBIA UNIVERSITY; PHD, 2003, COLUMBIA UNIVERSITY) TO BE ASSISTANT PROFESSOR OF ARCHITECTURE AT A SALARY RATE OF \$50,004 OVER NINE MONTHS, EFFECTIVE 9/16/2005. (DR. OSHIMA IS CURRENTLY HOLDER OF THE SAINSBURY FELLOWSHIP AT THE SAINSBURY INSTITUTE, UNIVERSITY OF LONDON.)

## **COLLEGE OF ARTS AND SCIENCES**

### DEPARTMENT OF ASIAN LANGUAGES AND LITERATURE

#### **ADMINISTRATIVE APPOINTMENTS**

##### **SHAPIRO, MICHAEL**

(BA, 1967, QUEENS COLLEGE; MA, 1970, UNIVERSITY OF CHICAGO; PHD, 1973, UNIVERSITY OF CHICAGO) TO BE CHAIR OF ASIAN LANGUAGES AND LITERATURE, EFFECTIVE 7/1/2005. (DR. SHAPIRO WILL CONTINUE AS PROFESSOR OF ASIAN LANGUAGES AND LITERATURE AND ADJUNCT PROFESSOR OF LINGUISTICS.)

DEPARTMENT OF CHEMISTRY

**NEW APPOINTMENTS**

**LI, XIAOSONG**

(BS, 1999, UNIV. OF SCIENCE AND TECHNOLOGY (CHINA); PHD, 2003, WAYNE STATE UNIVERSITY) TO BE ASSISTANT PROFESSOR OF CHEMISTRY AT A SALARY RATE OF \$61,200 OVER NINE MONTHS, EFFECTIVE 9/16/2005. (DR. LI IS CURRENTLY A POST-DOCTORAL RESEARCH ASSOCIATE AT YALE UNIVERSITY.)

DEPARTMENT OF COMMUNICATION

**NEW APPOINTMENTS**

**JOSEPH, RALINA**

(BA, 1996, BROWN UNIVERSITY; MA, 2001, UNIVERSITY OF CALIFORNIA (SAN DIEGO); PHD, 2005, UNIVERSITY OF CALIFORNIA (SAN DIEGO)) TO BE ASSISTANT PROFESSOR OF COMMUNICATION AT A SALARY RATE OF \$54,000 OVER NINE MONTHS, EFFECTIVE 9/16/2005.

**KAPLAN, DEBORAH**

(BA, 1994, UNION INSTITUTE AND UNIVERSITY; MA, 1998, UNIVERSITY OF CALIFORNIA (IRVINE); PHD, 2005, UNIVERSITY OF NORTH CAROLINA) TO BE ASSISTANT PROFESSOR OF COMMUNICATION AT A SALARY RATE OF \$53,055 OVER NINE MONTHS, EFFECTIVE 5/15/2005. (PHD AWARDED MAY 2005 FROM UNIVERSITY OF NORTH CAROLINA, CHAPEL HILL.)

DEPARTMENT OF ENGLISH

**NEW APPOINTMENTS**

**LAPORTE, CHARLES**

(BA, 1994, STANFORD UNIVERSITY; MA, 1997, UNIVERSITY OF VIRGINIA; PHD, 2004, UNIVERSITY OF MICHIGAN) TO BE ASSISTANT PROFESSOR OF ENGLISH AT A SALARY RATE OF \$56,502 OVER NINE MONTHS, EFFECTIVE 9/16/2005. (DR. LAPORTE IS CURRENTLY ASSISTANT PROFESSOR OF ENGLISH AT VANDERBILT UNIVERSITY.)

**MOORE, COLETTE**

(BA, 1996, UNIVERSITY OF TEXAS (AUSTIN); PHD, 2004, UNIVERSITY OF MICHIGAN) TO BE ASSISTANT PROFESSOR OF ENGLISH AT A SALARY RATE OF \$56,502 OVER NINE MONTHS, EFFECTIVE 9/16/2005. (DR. MOORE IS CURRENTLY ASSISTANT PROFESSOR OF ENGLISH AT VANDERBILT UNIVERSITY.)

**TARANATH, ANUPAMA**

(BA, 1994, UNIVERSITY OF CALIFORNIA (RIVERSIDE); PHD, 2002, UNIVERSITY OF CALIFORNIA (SAN DIEGO)) TO BE SENIOR LECTURER, PART-TIME, OF ENGLISH AT A SALARY RATE OF \$22,140 OVER NINE MONTHS, EFFECTIVE 9/16/2005. (DR. TARANATH IS CURRENTLY A PART-TIME LECTURER IN THE SAME DEPARTMENT.)

DEPARTMENT OF GEOGRAPHY

**ADMINISTRATIVE APPOINTMENTS**

**BEYERS, WILLIAM B.**

(BA, 1962, UNIVERSITY OF WASHINGTON; PHD, 1967, UNIVERSITY OF WASHINGTON) TO BE CHAIR OF GEOGRAPHY, EFFECTIVE 7/1/2005. (DR. BEYERS WILL CONTINUE AS PROFESSOR OF GEOGRAPHY AND ADJUNCT PROFESSOR OF LANDSCAPE ARCHITECTURE, OF PUBLIC AFFAIRS, AND OF URBAN DESIGN AND PLANNING.)

## **NEW APPOINTMENTS**

### **JEFFREY, CRAIG**

(BA, 1995, UNIVERSITY OF CAMBRIDGE (UK); MA, 1999, UNIVERSITY OF CAMBRIDGE (UK); PHD, 1999, UNIVERSITY OF CAMBRIDGE (UK)) TO BE ASSISTANT PROFESSOR OF GEOGRAPHY AND ASSISTANT PROFESSOR OF INTERNATIONAL STUDIES AT A SALARY RATE OF \$60,003 OVER NINE MONTHS, EFFECTIVE 9/16/2005. (DR. JEFFREY IS CURRENTLY A LECTURER AT THE INSTITUTE OF GEOGRAPHY AT THE UNIVERSITY OF EDINBURGH.)

## DEPARTMENT OF HISTORY

### **NEW APPOINTMENTS**

#### **LOPEZ, SHAUN**

(BA, 1991, UNIVERSITY OF ARIZONA; MA, 1995, UNIVERSITY OF UTAH; PHD, 2004, UNIVERSITY OF MICHIGAN) TO BE ASSISTANT PROFESSOR OF HISTORY AT A SALARY RATE OF \$57,303 OVER NINE MONTHS, EFFECTIVE 9/16/2006. (DR. LOPEZ IS CURRENTLY A POSTDOCTORAL FELLOW AT THE UNIVERSITY OF NORTH CAROLINA, CHAPEL HILL.)

#### **THURTLIE, PHILLIP**

(BS, 1983, EVERGREEN STATE COLLEGE; MA, 1994, STANFORD UNIVERSITY; PHD, 2002, STANFORD UNIVERSITY) TO BE ASSISTANT PROFESSOR OF HISTORY AT A SALARY RATE OF \$58,005 OVER NINE MONTHS, EFFECTIVE 9/16/2005. (DR. THURTLIE IS ASSISTANT PROFESSOR OF SOCIOLOGY AND ANTHROPOLOGY AT CARLETON UNIVERSITY, ONTARIO.)

## SCHOOL OF INTERNATIONAL STUDIES

### **NEW APPOINTMENTS**

#### **CURRAN, SARA**

(BS, 1983, UNIVERSITY OF MICHIGAN; MS, 1990, NORTH CAROLINA STATE UNIVERSITY; PHD, 1994, UNIVERSITY OF NORTH CAROLINA) TO BE ACTING ASSOCIATE PROFESSOR OF INTERNATIONAL STUDIES AND OF PUBLIC AFFAIRS AT A SALARY RATE OF \$80,001 OVER NINE MONTHS, EFFECTIVE 9/16/2005. (DR. CURRAN IS CURRENTLY ASSISTANT PROFESSOR OF SOCIOLOGY AT PRINCETON UNIVERSITY.)

## DEPARTMENT OF LINGUISTICS

### **ADMINISTRATIVE APPOINTMENTS**

#### **KAISSE, ELLEN M**

(BA, 1971, UNIVERSITY OF CHICAGO; PHD, 1977, HARVARD UNIVERSITY) TO BE ACTING DIVISIONAL DEAN FOR THE ARTS AND HUMANITIES IN THE COLLEGE OF ARTS AND SCIENCES OVER TWELVE MONTHS, EFFECTIVE 7/1/2005. (PROFESSOR KAISSSE WILL CONTINUE AS PROFESSOR OF LINGUISTICS AND ADJUNCT PROFESSOR OF SPANISH AND PORTUGUESE STUDIES.)

### **NEW APPOINTMENTS**

#### **LEWIS, WILLIAM**

(BA, 1996, UNIVERSITY OF CALIFORNIA (DAVIS); MA, 1999, UNIVERSITY OF ARIZONA; PHD, 2002, UNIVERSITY OF ARIZONA) TO BE VISITING ASSISTANT PROFESSOR OF LINGUISTICS AT A SALARY RATE OF \$60,003 OVER NINE MONTHS, EFFECTIVE 9/16/2005. (DR. LEWIS IS CURRENTLY AN ASSISTANT PROFESSOR OF LINGUISTICS AT CALIFORNIA STATE UNIVERSITY, FRESNO.)

#### **XIA, FEI**

(BS, 1992, PEKING UNIVERSITY (CHINA); MS, 1997, UNIVERSITY OF PENNSYLVANIA; PHD, 2001, UNIVERSITY OF PENNSYLVANIA) TO BE ASSISTANT PROFESSOR OF LINGUISTICS AT A SALARY RATE OF \$60,003 OVER NINE MONTHS, EFFECTIVE 9/16/2005. (DR. XIA IS CURRENTLY A RESEARCH STAFF MEMBER AT THE IBM T.J. WATSON RESEARCH CENTER.)

DEPARTMENT OF PHILOSOPHY

**NEW APPOINTMENTS**

**LIGHT, ANDREW**

(BA, 1989, MERCER UNIVERSITY; MA, 1992, UNIVERSITY OF CALIFORNIA (RIVERSIDE); PHD, 1996, UNIVERSITY OF CALIFORNIA (RIVERSIDE)) TO BE ASSOCIATE PROFESSOR OF PHILOSOPHY AND OF PUBLIC AFFAIRS AT A SALARY RATE OF \$74,502 OVER NINE MONTHS, EFFECTIVE 9/16/2005. (DR. LIGHT IS CURRENTLY A VISITING ASSISTANT PROFESSOR IN THE SAME DEPARTMENT AND SCHOOL.)

DEPARTMENT OF PHYSICS

**NEW APPOINTMENTS**

**GUNDLACH, JENS**

(BS, 1983, UNIVERSITY OF WASHINGTON; PHD, 1990, UNIVERSITY OF WASHINGTON) TO BE PROFESSOR OF PHYSICS AT A SALARY RATE OF \$95,004 OVER NINE MONTHS, EFFECTIVE 7/1/2005. (PRIOR TO THIS APPOINTMENT, DR. GUNDLACH WAS A RESEARCH PROFESSOR IN THE SAME DEPARTMENT.)

DEPARTMENT OF POLITICAL SCIENCE

**NEW APPOINTMENTS**

**BARRETO, MATTHEW**

(BS, 1998, EASTERN NEW MEXICO UNIVERSITY; MS, 2003, UNIVERSITY OF CALIFORNIA (IRVINE); PHD, 2005 (EXPECTED), UNIVERSITY OF CALIFORNIA (IRVINE)) TO BE ACTING ASSISTANT PROFESSOR OF POLITICAL SCIENCE AT A SALARY RATE OF \$72,000 OVER NINE MONTHS, EFFECTIVE 9/16/2005.

DEPARTMENT OF PSYCHOLOGY

**NEW APPOINTMENTS**

**CHUN, DEBORAH**

(BA, 1987, UNIVERSITY OF HAWAII; MS, 1990, UNIVERSITY OF WASHINGTON; PHD, 1993, UNIVERSITY OF WASHINGTON) TO BE SENIOR LECTURER OF PSYCHOLOGY AT A SALARY RATE OF \$46,062 OVER NINE MONTHS, EFFECTIVE 9/16/2005. (DR. CHUN IS CURRENTLY A PART-TIME LECTURER IN THE SAME DEPARTMENT.)

DEPARTMENT OF SPEECH AND HEARING SCIENCES

**NEW APPOINTMENTS**

**BIERER, JULIE**

(BS, 1994, BOSTON UNIVERSITY; PHD, 2001, UNIVERSITY OF MICHIGAN; MS, 2003, SAN FRANCISCO STATE) TO BE ASSISTANT PROFESSOR OF SPEECH AND HEARING SCIENCES AT A SALARY RATE OF \$65,007 OVER NINE MONTHS, EFFECTIVE 9/16/2005. (DR. BIERER IS CURRENTLY A POST-DOCTORAL RESEARCH FELLOW AT THE UNIVERSITY OF CALIFORNIA, SAN FRANCISCO.)

**STECKER, CHRISTOPHER**

(BA, 1994, UNIVERSITY OF CALIFORNIA (SAN DIEGO); MA, 1998, UNIVERSITY OF CALIFORNIA (BERKELEY); PHD, 2000, UNIVERSITY OF CALIFORNIA (BERKELEY)) TO BE ASSISTANT PROFESSOR OF SPEECH AND HEARING SCIENCES AT A SALARY RATE OF \$65,007 OVER NINE MONTHS, EFFECTIVE 9/16/2005. (DR. STECKER IS CURRENTLY A RESEARCH PSYCHOLOGIST AT THE DEPARTMENT OF VETERANS AFFAIRS.)

DEPARTMENT OF WOMEN STUDIES

**ADMINISTRATIVE APPOINTMENTS**

**ALLEN, DAVID**

(BA, 1970, COLORADO STATE UNIVERSITY; MA, 1971, UNIVERSITY OF IOWA; PHD, 1975, UNIVERSITY OF IOWA; MS, 1981, UNIVERSITY OF WISCONSIN) TO BE CHAIR OF WOMEN STUDIES, EFFECTIVE 9/1/2005. (DR. ALLEN WILL CONTINUE AS PROFESSOR OF PSYCHOSOCIAL AND COMMUNITY HEALTH AND ADJUNCT PROFESSOR OF WOMEN STUDIES.)

DIVISION OF SPANISH AND PORTUGUESE STUDIES

**NEW APPOINTMENTS**

**SPACCARELLI, THOMAS**

(BA, 1969, UNIVERSITY OF ILLINOIS; MA, 1971, UNIVERSITY OF WISCONSIN; PHD, 1975, UNIVERSITY OF WISCONSIN) TO BE VISITING PROFESSOR OF SPANISH AND PORTUGUESE STUDIES AT A SALARY RATE OF \$56,844 OVER NINE MONTHS, EFFECTIVE 9/1/2005. (DR. SPACCARELLI IS CURRENTLY A PROFESSOR OF SPANISH AT THE UNIVERSITY OF THE SOUTH, TN.)

**BUSINESS SCHOOL**

DEPARTMENT OF ACCOUNTING

**ADMINISTRATIVE APPOINTMENTS**

**KENNEDY, S. JANE**

(BBA, 1976, UNIVERSITY OF NEW BRUNSWICK (CANADA); MBA, 1977, UNIVERSITY OF ALBERTA (CANADA); PHD, 1992, DUKE UNIVERSITY) TO BE CHAIR OF ACCOUNTING, EFFECTIVE 7/1/2005. (DR. KENNEDY WILL CONTINUE AS PROFESSOR IN THE SAME DEPARTMENT.)

DEPARTMENT OF FINANCE AND BUSINESS ECONOMICS

**NEW APPOINTMENTS**

**SIEGEL, STEPHAN**

(BSC, 1995, BAYREUTH UNIVERSITY (GERMANY); MPhil, 2002, COLUMBIA UNIVERSITY; PHD, 2006 (EXPECTED), COLUMBIA UNIVERSITY) TO BE ACTING ASSISTANT PROFESSOR OF FINANCE AND BUSINESS ECONOMICS AT A SALARY RATE OF \$149,994 OVER NINE MONTHS, EFFECTIVE 7/1/2005.

DEPARTMENT OF MANAGEMENT AND ORGANIZATION

**ADMINISTRATIVE APPOINTMENTS**

**BOEKER, WARREN**

(BS, 1978, ROSE HULMAN INSTITUTE OF TECHNOLOGY; PHD, 1987, UNIVERSITY OF CALIFORNIA (BERKELEY)) TO BE CHAIR OF MANAGEMENT AND ORGANIZATION, EFFECTIVE 7/1/2005. (DR. BOEKER WILL CONTINUE AS PROFESSOR IN THE SAME DEPARTMENT.)

DEPARTMENT OF MANAGEMENT SCIENCE

**ADMINISTRATIVE APPOINTMENTS**

**DEY, DEBRATA**

(BS, 1986, INDIAN INSTITUTE OF TECHNOLOGY (INDIA); MS, 1989, SYRACUSE UNIVERSITY; MS, 1992, UNIVERSITY OF ROCHESTER; PHD, 1994, UNIVERSITY OF ROCHESTER) TO BE CHAIR OF MANAGEMENT SCIENCE, EFFECTIVE 7/1/2005. (DR. DEY WILL CONTINUE AS PROFESSOR IN THE SAME DEPARTMENT.)

**COLLEGE OF EDUCATION**

EDUCATION

**NEW APPOINTMENTS**

**DAVIS, CAROL**

(BS, 1984, TEXAS A&M UNIVERSITY; MEd, 1989, UNIVERSITY OF HOUSTON; EdD, 1992, UNIVERSITY OF HOUSTON) TO BE ASSISTANT PROFESSOR OF EDUCATION AT A SALARY RATE OF \$62,424 OVER NINE MONTHS, EFFECTIVE 9/16/2005. (DR. DAVIS IS CURRENTLY A CONTINUING EDUCATION COORDINATOR AT THE UNIVERSITY OF WASHINGTON.)



**LEONARDO, ZEUS**

(BA, 1991, UNIVERSITY OF CALIFORNIA (LOS ANGELES); PHD, 1998, UNIVERSITY OF CALIFORNIA (LOS ANGELES)) TO BE VISITING ASSOCIATE PROFESSOR OF EDUCATION AT A SALARY RATE OF \$70,002 OVER NINE MONTHS, EFFECTIVE 9/16/2005. (DR. LEONARDO IS CURRENTLY AN ASSOCIATE PROFESSOR AT CALIFORNIA STATE UNIVERSITY, LONG BEACH.)

**COLLEGE OF ENGINEERING**

DEPARTMENT OF AERONAUTICS AND ASTRONAUTICS

**NEW APPOINTMENTS**

**FERABOLI, PAOLO**

(BS, 1995, UNIVERSITY OF BOLOGNA (ITALY); MS, 2002, UNIVERSITY OF BOLOGNA (ITALY); PHD, 2005, UNIVERSITY OF CALIFORNIA (SANTA BARBARA)) TO BE ASSISTANT PROFESSOR OF AERONAUTICS AND ASTRONAUTICS AT A SALARY RATE OF \$65,745 OVER NINE MONTHS, EFFECTIVE 9/16/2005.

DEPARTMENT OF BIOENGINEERING

**ENDOWED APPOINTMENTS**

**STAYTON, PATRICK S.**

(BS, 1984, ILLINOIS STATE UNIVERSITY; MS, 1989, UNIVERSITY OF ILLINOIS; PHD, 1989, UNIVERSITY OF ILLINOIS) TO BE HOLDER OF THE WASHINGTON RESEARCH FOUNDATION ENDOWED PROFESSORSHIP IN BIOENGINEERING OVER NINE MONTHS, EFFECTIVE 7/1/2004. (PROFESSOR STAYTON WILL CONTINUE AS PROFESSOR OF BIOENGINEERING AND ADJUNCT PROFESSOR OF ORAL BIOLOGY.)

**NEW APPOINTMENTS**

**GAO, XIAOHU**

(BS, 1998, NANKAI UNIVERSITY (CHINA); PHD, 2004, INDIANA UNIVERSITY) TO BE ASSISTANT PROFESSOR OF BIOENGINEERING AT A SALARY RATE OF \$72,000 OVER NINE MONTHS, EFFECTIVE 8/16/2005. (DR. GAO IS CURRENTLY A POST-DOCTORAL RESEARCH FELLOW IN BIOMEDICAL ENGINEERING AT GEORGIA INSTITUTE OF TECHNOLOGY AND THE WINSHIP CANCER INSTITUTE AT EMORY UNIVERSITY.)

DEPARTMENT OF CHEMICAL ENGINEERING

**ENDOWED APPOINTMENTS**

**BANEYX, FRANCOIS**

(PHD, 1991, UNIVERSITY OF TEXAS (ARLINGTON)) TO BE HOLDER OF THE CHARLES W.H. MATTHAEI ENDOWED PROFESSORSHIP OVER NINE MONTHS, EFFECTIVE 7/1/2005. (PROFESSOR BANEYX WILL CONTINUE AS PROFESSOR OF CHEMICAL ENGINEERING AND ADJUNCT PROFESSOR OF BIOENGINEERING.)

**NEW APPOINTMENTS**

**BELANCHE, MANUEL**

(BS, 1982, UNIVERSITY OF VALENCIA (SPAIN); DIPLOMA, 1984, UNIVERSITY OF VALENCIA (SPAIN); PHD, 1987, UNIVERSITY OF VALENCIA (SPAIN)) TO BE VISITING PROFESSOR OF CHEMICAL ENGINEERING WITHOUT SALARY FROM THE UNIVERSITY, EFFECTIVE 7/1/2005. (DR. BELANCHE IS CURRENTLY PROFESSOR OF CHEMICAL ENGINEERING AT POLYTECHNICAL UNIVERSITY, SPAIN.)

## INFORMATION SCHOOL

### INFORMATION SCHOOL

#### **NEW APPOINTMENTS**

##### **ANNABI, HALA**

(BS, 1997, LE MOYNE COLLEGE; MBA, 1999, LE MOYNE COLLEGE; PHD, 2004, SYRACUSE UNIVERSITY) TO BE ASSISTANT PROFESSOR OF INFORMATION AT A SALARY RATE OF \$84,960 OVER NINE MONTHS, EFFECTIVE 7/1/2005. (PHD AWARDED JULY 2005 FROM SYRACUSE UNIVERSITY.)

##### **ENDICOTT-POPOVSKY, BARBARA**

(BA, 1967, UNIVERSITY OF PITTSBURGH; MBA, 1985, UNIVERSITY OF WASHINGTON; MS, 1987, SEATTLE PACIFIC UNIVERSITY; PHD, 2005, UNIVERSITY OF IDAHO) TO BE SENIOR LECTURER OF INFORMATION AND OF COMPUTING AND SOFTWARE SYSTEMS, TACOMA AT A SALARY RATE OF \$81,000 OVER NINE MONTHS, EFFECTIVE 7/1/2005. (PRIOR TO THIS APPOINTMENT, DR. ENDICOTT-POPOVSKY WAS ASSOCIATE DIRECTOR IN THE CENTER OF INFORMATION ASSURANCE AND CYBERSECURITY AT THE UNIVERSITY OF WASHINGTON.)

##### **MASON, ROBERT**

(BS, 1963, MASSACHUSETTS INSTITUTE OF TECHNOLOGY; MS, 1965, MASSACHUSETTS INSTITUTE OF TECHNOLOGY; PHD, 1973, GEORGIA INSTITUTE OF TECHNOLOGY) TO BE PROFESSOR OF INFORMATION AT A SALARY RATE OF \$120,996 OVER NINE MONTHS, EFFECTIVE 9/16/2005 WITH AN ADDITIONAL \$500 PER MONTH. (DR. MASON IS CURRENTLY PROFESSOR OF MANAGEMENT AND INFORMATION SCIENCE AT FLORIDA STATE UNIVERSITY.)

## SCHOOL OF LAW

### LAW

#### **NEW APPOINTMENTS**

##### **ANDERSON, HELEN**

(BA, 1980, CARLETON COLLEGE; JD, 1984, UNIVERSITY OF WASHINGTON) TO BE ASSISTANT PROFESSOR OF LAW AT A SALARY RATE OF \$67,734 OVER NINE MONTHS, EFFECTIVE 9/16/2005. (MS. ANDERSON IS CURRENTLY A SENIOR LECTURER IN THE SAME DEPARTMENT.)

## DANIEL J. EVANS SCHOOL OF PUBLIC AFFAIRS

### EVANS SCHOOL OF PUBLIC AFFAIRS

#### **NEW APPOINTMENTS**

##### **EVANS, LAURA ELIZABETH**

(BA, 1994, UNIVERSITY OF CALIFORNIA (BERKELEY); MPP, 1996, UNIVERSITY OF MICHIGAN; PHD, 2004, UNIVERSITY OF MICHIGAN) TO BE ASSISTANT PROFESSOR OF PUBLIC AFFAIRS AT A SALARY RATE OF \$65,007 OVER NINE MONTHS, EFFECTIVE 4/30/2005. (PRIOR TO THIS APPOINTMENT, DR. EVANS WAS AN ACTING ASSISTANT PROFESSOR IN THE SAME DEPARTMENT.)

##### **KHAGRAM, SANJEEV**

(BA, 1990, STANFORD UNIVERSITY; MA, 1993, STANFORD UNIVERSITY; PHD, 1999, STANFORD UNIVERSITY) TO BE ASSOCIATE PROFESSOR OF PUBLIC AFFAIRS AT A SALARY RATE OF \$90,000 OVER NINE MONTHS, EFFECTIVE 7/1/2005. (DR. KHAGRAM IS CURRENTLY A VISITING PROFESSOR AT STANFORD AND AN ASSOCIATE PROFESSOR AT THE KENNEDY SCHOOL OF GOVERNMENT AT HARVARD UNIVERSITY.)

## SCHOOL OF SOCIAL WORK

### SOCIAL WORK

#### ENDOWED APPOINTMENTS

##### **WHITTAKER, JAMES KEVIN**

(BA, 1964, BOSTON COLLEGE; MSW, 1966, UNIVERSITY OF MICHIGAN; PHD, 1970, UNIVERSITY OF MINNESOTA) TO BE HOLDER OF THE CHARLES O. CRESSEY ENDOWED PROFESSORSHIP OVER NINE MONTHS, EFFECTIVE 7/1/2005. (DR. WHITTAKER WILL CONTINUE AS PROFESSOR OF SOCIAL WORK.)

#### NEW APPOINTMENTS

##### **OESTERLE, SABRINA**

(MA, 1994, PORTLAND STATE UNIVERSITY; PHD, 2001, UNIVERSITY OF MINNESOTA) TO BE RESEARCH ASSISTANT PROFESSOR OF SOCIAL WORK AT A SALARY RATE OF \$61,920 OVER TWELVE MONTHS, EFFECTIVE 7/1/2005. (PRIOR TO THIS APPOINTMENT, DR. OESTERLE WAS A RESEARCH ASSOCIATE IN THE SAME SCHOOL.)

## SCHOOL OF DENTISTRY

### DEPARTMENT OF ORTHODONTICS

#### ENDOWED APPOINTMENTS

##### **KING, GREGORY JOSEPH**

(BA, 1965, BROWN UNIVERSITY; DMD, 1969, TUFTS UNIVERSITY; MD, 1976, HARVARD UNIVERSITY) TO BE HOLDER OF THE ALTON W. MOORE AND RICHARD A. RIEDEL PROFESSORSHIP IN ORTHODONTICS OVER TWELVE MONTHS, EFFECTIVE 6/1/2005. (DR. KING WILL CONTINUE AS PROFESSOR AND CHAIR OF ORTHODONTICS.)

### DEPARTMENT OF PERIODONTICS

#### ENDOWED APPOINTMENTS

##### **FLEMMIG, THOMAS F.**

(DMD, 1985, ALBERT LUDWIG UNIVERSITAT (GERMANY); PHD, 1992, JULIUS MAXIMILIANS UNIVERSITY (GERMANY); MBA, 2005, DUKE UNIVERSITY) TO BE HOLDER OF THE SAUL SCHLUGER ENDOWED CHAIR IN PERIODONTICS OVER TWELVE MONTHS, EFFECTIVE 6/15/2005. (DR. FLEMMIG WILL CONTINUE AS PROFESSOR AND CHAIR OF PERIODONTICS.)

## SCHOOL OF MEDICINE

### DEPARTMENT OF ANESTHESIOLOGY

#### NEW APPOINTMENTS

##### **METZNER, IULIA**

(MD, 1986, TIMISOARA UNIV OF MED & PHARM (ROMANIA)) TO BE ASSISTANT PROFESSOR WITHOUT TENURE OF ANESTHESIOLOGY AT A SALARY RATE OF \$68,400 OVER TWELVE MONTHS, EFFECTIVE 7/1/2005. (PRIOR TO THIS APPOINTMENT, DR. METZNER WAS AN ACTING ASSISTANT PROFESSOR-TEMPORARY OF THE SAME DEPARTMENT.)

##### **SETZER-SAADE, NANCY**

(BS, 1972, UNIVERSITY OF MIAMI (FLORIDA); MD, 1976, UNIVERSITY OF MIAMI (FLORIDA)) TO BE ASSOCIATE PROFESSOR WITHOUT TENURE OF ANESTHESIOLOGY AT A SALARY RATE OF \$78,000 OVER TWELVE MONTHS, EFFECTIVE 7/1/2005. (PRIOR TO THIS APPOINTMENT, DR. SETZER-SAADE WAS AN ASSISTANT PROFESSOR OF ANESTHESIOLOGY AT THE UNIVERSITY OF TEXAS, GALVESTON.)

### DEPARTMENT OF BIOLOGICAL STRUCTURE

## **NEW APPOINTMENTS**

### **LI, WEIQING**

(BS, 1986, HANGZHOU UNIVERSITY; MS, 1989, SHANGHAI UNIVERSITY (CHINA); PHD, 1998, UNIVERSITY OF COLORADO (BOULDER)) TO BE ASSISTANT PROFESSOR WITHOUT TENURE OF BIOLOGICAL STRUCTURE AT A SALARY RATE OF \$80,004 OVER TWELVE MONTHS, EFFECTIVE 7/1/2005. (PRIOR TO THIS APPOINTMENT, DR. LI WAS A POST DOCTORAL RESEARCH FELLOW AT HARVARD UNIVERSITY.)

## DEPARTMENT OF MEDICAL EDUCATION AND BIOMEDICAL INFORMATICS

### **ADMINISTRATIVE APPOINTMENTS**

#### **YORK, JOSEPH WILLIAM**

(BS, 1972, UNIVERSITY OF ILLINOIS; MS, 1975, UNIVERSITY OF ILLINOIS; MBA, 1982, UNIVERSITY OF CHICAGO; PHD, 2001, UNIVERSITY OF ILLINOIS) TO BE ASSOCIATE DEAN OF GRADUATE MEDICAL EDUCATION AND LECTURER OF MEDICAL EDUCATION AND BIOMEDICAL INFORMATICS, EFFECTIVE 6/15/2005. (PRIOR TO THIS APPOINTMENT, DR. YORK WAS AN ASSOCIATE DEAN FOR EDUCATIONAL ADMINISTRATION AND INSTRUCTOR OF MEDICAL EDUCATION AT THE UNIVERSITY OF ILLINOIS.)

## **NEW APPOINTMENTS**

### **MANDEL, LYNN SUSAN**

(BA, 1967, RUTGERS UNIVERSITY; MA, 1972, ALASKA PACIFIC UNIVERSITY; PHD, 1983, UNIVERSITY OF WASHINGTON) TO BE RESEARCH ASSOCIATE PROFESSOR OF MEDICAL EDUCATION AND BIOMEDICAL INFORMATICS AT A SALARY RATE OF \$80,004 OVER TWELVE MONTHS, EFFECTIVE 6/1/2005. (PRIOR TO THIS APPOINTMENT, DR. MANDEL WAS A LECTURER, PART-TIME, IN THE SAME DEPARTMENT.)

## DEPARTMENT OF MEDICINE

### **NEW APPOINTMENTS**

#### **HAWN, THOMAS RICHARD**

(BA, 1987, PRINCETON UNIVERSITY; MD, 1995, JOHNS HOPKINS UNIVERSITY; PHD, 1995, JOHNS HOPKINS UNIVERSITY) TO BE ASSISTANT PROFESSOR WITHOUT TENURE OF MEDICINE AT A SALARY RATE OF \$112,500 OVER TWELVE MONTHS, EFFECTIVE 7/1/2005. (PRIOR TO THIS APPOINTMENT, DR. HAWN WAS AN ACTING INSTRUCTOR AND SENIOR FELLOW IN THE SAME DEPARTMENT.)

#### **STOUT, KAREN**

(BS, 1991, UNIVERSITY OF ARIZONA; MD, 1996, UNIVERSITY OF ARIZONA) TO BE ASSISTANT PROFESSOR WITHOUT TENURE OF MEDICINE AT A SALARY RATE OF \$72,000 OVER TWELVE MONTHS, EFFECTIVE 7/1/2005. (PRIOR TO THIS APPOINTMENT, DR. STOUT WAS AN ACTING ASSISTANT PROFESSOR-TEMPORARY IN THE SAME DEPARTMENT.)

#### **VAISAR, TOMAS**

(MS, 1987, CHARLES UNIVERSITY (CZECHOSLOVAKIA); PHD, 1992, CHARLES UNIVERSITY (CZECHOSLOVAKIA)) TO BE RESEARCH ASSISTANT PROFESSOR OF MEDICINE AT A SALARY RATE OF \$83,760 OVER TWELVE MONTHS, EFFECTIVE 7/1/2005. (PRIOR TO THIS APPOINTMENT, DR. VAISAR WAS A RESEARCH SCIENTIST IN THE SAME DEPARTMENT.)

## DEPARTMENT OF MICROBIOLOGY

### **NEW APPOINTMENTS**

#### **FRIEDMAN, IMRE**

(PHD, 1951, UNIVERSITY OF VIENNA (AUSTRIA)) TO BE VISITING PROFESSOR OF MICROBIOLOGY WITHOUT SALARY FROM THE UNIVERSITY, EFFECTIVE 6/1/2005. (DR. FRIEDMAN IS A RESEARCH SCIENTIST AT THE NASA AMES RESEARCH CENTER AND SETI INSTITUTE, CALIFORNIA.)

DEPARTMENT OF OBSTETRICS AND GYNECOLOGY

**NEW APPOINTMENTS**

**ADAMS, KRISTINA**

(BS, 1994, UNIVERSITY OF WASHINGTON; MD, 1998, MAYO MEDICAL SCHOOL/GRADUATE SCHOOL) TO BE ASSISTANT PROFESSOR WITHOUT TENURE OF OBSTETRICS AND GYNECOLOGY AT A SALARY RATE OF \$125,004 OVER TWELVE MONTHS, EFFECTIVE 7/1/2005. (PRIOR TO THIS APPOINTMENT, DR. ADAMS WAS AN ACTING INSTRUCTOR IN THE SAME DEPARTMENT.)

**AMIES OELSCHLAGER, ANNE-MARIE**

(BS, 1991, UNIVERSITY OF CALIFORNIA (LOS ANGELES); MD, 1997, VANDERBILT UNIVERSITY) TO BE ASSISTANT PROFESSOR WITHOUT TENURE, PART-TIME, OF OBSTETRICS AND GYNECOLOGY AT A SALARY RATE OF \$55,656 OVER TWELVE MONTHS, EFFECTIVE 7/1/2005. (PRIOR TO THIS APPOINTMENT, DR. AMIES OELSCHLAGER WAS AN ACTING INSTRUCTOR IN THE SAME DEPARTMENT.)

**O'REILLY, GERALYN CAMACHO**

(BA, 1990, WASHINGTON UNIVERSITY; MD, 1994, NEW YORK MEDICAL COLLEGE) TO BE ASSISTANT PROFESSOR WITHOUT TENURE OF OBSTETRICS AND GYNECOLOGY AT A SALARY RATE OF \$73,488 OVER TWELVE MONTHS, EFFECTIVE 7/1/2005. (PRIOR TO THIS APPOINTMENT, DR. O'REILLY WAS AN ACTING ASSISTANT PROFESSOR-TEMPORARY IN THE SAME DEPARTMENT.)

DEPARTMENT OF PEDIATRICS

**NEW APPOINTMENTS**

**BROWN, JULIE C.**

(BS, 1987, STANFORD UNIVERSITY; MD, 1991, MCGILL UNIVERSITY (CANADA); MS, 1995, UNIVERSITY OF BRITISH COLUMBIA (CANADA); MPH, 2001, UNIVERSITY OF WASHINGTON) TO BE ASSISTANT PROFESSOR WITHOUT TENURE, PART-TIME, OF PEDIATRICS AT A SALARY RATE OF \$96,000 OVER TWELVE MONTHS, EFFECTIVE 7/1/2005. (PRIOR TO THIS APPOINTMENT, DR. BROWN WAS AN ACTING ASSISTANT PROFESSOR-TEMPORARY IN THE SAME DEPARTMENT.)

**HINGORANI, SANGEETA**

(BA, 1988, YALE UNIVERSITY; MD, 1993, ALBERT EINSTEIN COLLEGE OF MEDICINE; MPH, 2000, UNIVERSITY OF WASHINGTON) TO BE ASSISTANT PROFESSOR WITHOUT TENURE OF PEDIATRICS AT A SALARY RATE OF \$101,004 OVER TWELVE MONTHS, EFFECTIVE 7/1/2005. (PRIOR TO THIS APPOINTMENT, DR. HINGORANI WAS AN ACTING ASSISTANT PROFESSOR-TEMPORARY IN THE SAME DEPARTMENT.)

**PARISI, MELISSA ANN**

(BA, 1987, UNIVERSITY OF MISSOURI; MD, 1994, STANFORD UNIVERSITY; PHD, 1994, STANFORD UNIVERSITY) TO BE ASSISTANT PROFESSOR WITHOUT TENURE OF PEDIATRICS AT A SALARY RATE OF \$93,840 OVER TWELVE MONTHS, EFFECTIVE 7/1/2005. (PRIOR TO THIS APPOINTMENT, DR. PARISI WAS AN ACTING ASSISTANT PROFESSOR-TEMPORARY IN THE SAME DEPARTMENT.)

**SCHOOL OF MEDICINE**

DEPARTMENT OF RADIOLOGY

**NEW APPOINTMENTS**

**FINK, JAMES R.**

(BA, 1987, REED COLLEGE; MD, 1998, UNIVERSITY OF CALIFORNIA (LOS ANGELES)) TO BE ASSISTANT PROFESSOR WITHOUT TENURE OF RADIOLOGY AT A SALARY RATE OF \$88,008 OVER TWELVE MONTHS, EFFECTIVE 7/1/2005. (PRIOR TO THIS APPOINTMENT, DR. FINK WAS A CLINICAL INSTRUCTOR IN RADIOLOGY AT THE UNIVERSITY OF CALIFORNIA, LOS ANGELES.)

**MAHURIN, RODERICK**

(BA, 1968, STANFORD UNIVERSITY; MA, 1984, UNIVERSITY OF HOUSTON; PHD, 1985, UNIVERSITY OF HOUSTON) TO BE ASSOCIATE PROFESSOR WITHOUT TENURE OF RADIOLOGY AT A SALARY RATE OF \$100,008 OVER TWELVE MONTHS, EFFECTIVE 7/1/2005. (PRIOR TO THIS APPOINTMENT, DR. MAHURIN WAS A RESEARCH SCIENTIST IN THE SAME DEPARTMENT.)

**ROSEN, ERIC LAURENCE**

(BA, 1987, CORNELL UNIVERSITY; MD, 1991, UNIVERSITY OF CALIFORNIA (SAN FRANCISCO)) TO BE ASSOCIATE PROFESSOR WITHOUT TENURE OF RADIOLOGY AT A SALARY RATE OF \$100,800 OVER TWELVE MONTHS, EFFECTIVE 7/1/2005. (PRIOR TO THIS APPOINTMENT, DR. ROSEN WAS AN ASSISTANT PROFESSOR OF RADIOLOGY AT DUKE UNIVERSITY.)

**SHEWCHUK, JASON R**

(BS, 1994, UNIVERSITY OF MANITOBA (CANADA); MD, 1998, UNIVERSITY OF MANITOBA (CANADA)) TO BE ASSISTANT PROFESSOR WITHOUT TENURE OF RADIOLOGY AT A SALARY RATE OF \$90,408 OVER TWELVE MONTHS, EFFECTIVE 7/1/2005. (PRIOR TO THIS APPOINTMENT, DR. SHEWCHUK WAS AN ACTING ASSISTANT PROFESSOR-TEMPORARY IN THE SAME DEPARTMENT.)

DEPARTMENT OF REHABILITATION MEDICINE

**NEW APPOINTMENTS**

**KLASNER, ESTELLE R.**

(BS, 1980, SOUTHERN ILLINOIS UNIVERSITY; MA, 1984, HUNTER COLLEGE; PHD, 2003, UNIVERSITY OF WASHINGTON) TO BE RESEARCH ASSISTANT PROFESSOR OF REHABILITATION MEDICINE AT A SALARY RATE OF \$62,004 OVER TWELVE MONTHS, EFFECTIVE 7/1/2005. (PRIOR TO THIS APPOINTMENT, DR. KLASNER WAS AN ACTING INSTRUCTOR IN THE SAME DEPARTMENT.)

DEPARTMENT OF UROLOGY

**NEW APPOINTMENTS**

**JOYNER, BYRON D.**

(BA, 1983, PRINCETON UNIVERSITY; MD, 1988, HARVARD UNIVERSITY) TO BE ASSOCIATE PROFESSOR WITHOUT TENURE OF UROLOGY PAID DIRECT BY CHILDREN'S HOSPITAL AND REGIONAL MEDICAL CENTER EFFECTIVE 7/1/2005. (PRIOR TO THIS APPOINTMENT, DR. JOYNER WAS AN ACTING ASSOCIATE PROFESSOR IN THE SAME DEPARTMENT.)

**PORTER, MICHAEL PATRICK**

(BA, 1992, UNIVERSITY OF IOWA; MD, 1997, UNIVERSITY OF IOWA; MS, 2001, UNIVERSITY OF WASHINGTON) TO BE ASSISTANT PROFESSOR WITHOUT TENURE OF UROLOGY PAID DIRECT BY VETERANS AFFAIRS PUGET SOUND HEALTH CARE SYSTEM EFFECTIVE 7/1/2005. (PRIOR TO THIS APPOINTMENT, DR. PORTER WAS AN ACTING INSTRUCTOR IN THE SAME DEPARTMENT.)

**SCHOOL OF PUBLIC HEALTH AND COMMUNITY MEDICINE**

DEPARTMENT OF BIostatISTICS

**NEW APPOINTMENTS**

**QU, PEIYONG ANNIE**

(BS, 1990, FUDAN UNIVERSITY (CHINA); MA, 1992, UNIVERSITY OF MONTANA; PHD, 1998, PENNSYLVANIA STATE UNIVERSITY) TO BE VISITING ASSOCIATE PROFESSOR, PART-TIME, OF BIostatISTICS AT A SALARY RATE OF \$30,672 OVER TWELVE MONTHS, EFFECTIVE 9/16/2005. (DR. QU IS CURRENTLY AN ASSOCIATE PROFESSOR OF STATISTICS AT OREGON STATE UNIVERSITY.)

# UNIVERSITY OF WASHINGTON, TACOMA

## URBAN STUDIES PROGRAM

### **NEW APPOINTMENTS**

#### **ISHEM, LINDA**

(BA, 1976, WELLESLEY COLLEGE; MBA, 1987, NORTHWESTERN UNIVERSITY; PHD, 2005 (EXPECTED), UNIVERSITY OF WASHINGTON) TO BE ACTING ASSISTANT PROFESSOR OF URBAN STUDIES AT A SALARY RATE OF \$57,006 OVER NINE MONTHS, EFFECTIVE 1/1/2006.

A-1.1/207  
7/21/05

## VII. STANDING COMMITTEES

## A.. Academic and Student Affairs Committee

University of Washington Medicine Board AppointmentsRECOMMENDED ACTION:

It is the recommendation of the University President and the Academic and Student Affairs Committee that the Board of Regents make the following new appointment and reappointments to the UW Medicine Board:

New Appointment:

JoAnn Taricani	June 30, 2005 – July 1, 2008
----------------	------------------------------

Reappointments:

Sylvia Mathews	June 30, 2005 – July 1, 2008
Ann Ramsay-Jenkins	June 30, 2005 – July 1, 2006

BACKGROUND

Article 1, Section 1, of the UW Medicine Board Bylaws states, “The UW Medicine Board shall consist of fifteen (15) members, including the VPMA/Dean, who shall serve as an *ex officio* member of the Board with full voice and vote. The Board members shall be appointed by the Board of Regents. At least one Board member shall be a member of the Board of Regents. One Board member shall be a member of the faculty of the University nominated by the President of the University. The remaining twelve (12) Board members shall be nominated by the President of the University from among people who have broad public perspectives and do not represent any special interest group.”

JoAnn Taricani is recommended for appointment to fill the vacancy on the UW Medicine Board resulting from Michael Halleran taking a new position at the University of Florida. Dr. Taricani is Associate Professor of Music History. She received her Master’s degree in American Music History in 1977 and her doctorate in Renaissance Music History in 1986 from the University of Pennsylvania. Professor Taricani is a tireless member of the campus community and has served as a Faculty Legislative Representative, Deputy Legislative Representative, a member of the President’s Task Force on Enrollment, Faculty Senate, Faculty Council, President’s Task Force on Public Service and Outreach, Chair of the Academic Advisory Committee on Facilities and Special Committee on Legislative Matters, in addition to a wide range of other school and college committees. It is recommended that Dr. Taricani be appointed as the faculty



## VII. STANDING COMMITTEES

### B. Finance, Audit and Facilities Committee

#### University of Washington Medicine Board Appointments (continued p. 2)

representative to the UW Medicine Board for a three-year term ending June 31, 2008.

Under the Bylaws of the UW Medicine Board it states that “the term of office of each appointed Board member shall be three years. No appointed Board member may serve more than three successive three-year terms...”.

Sylvia M. Mathews, chief operating officer and executive director of the Bill and Melinda Gates Foundation. She oversees finances, administration, legal affairs, advocacy, public affairs, and three of the Gates Foundation’s areas of giving: Pacific Northwest program, special projects, and libraries. Before moving to Seattle in 2001, she was deputy director of the Office of Management and Budget in the Clinton administration and from 1997 to 1998 was assistant to the president and deputy chief of staff in the White House. Mathews earned a bachelor’s degree in government, cum laude, from Harvard University in 1987 and a degree in philosophy, politics and economics as Rhodes Scholar at Oxford University in England. It is recommended that Ms. Mathews be appointed for a three-year term ending June 31, 2008.

Ann Ramsay-Jenkins is co-founder and Vice President & Treasurer of the Washington Education Foundation which provides college scholarships and mentoring to low-income, high potential students across the state. She has served two terms as a member of Washington’s Higher Education Coordinating Board, has chaired the United Way of King County Board, the Seattle Repertory Theatre Board of Trustees, and was founding Chairman of the Seattle Repertory Theatre Foundation. She is also active in a number of other civic, professional and community organizations. Ann’s professional experience includes a five-year stint as Director of the Office of Budgets at Harvard University, as Assistant Secretary of Administration & Finance for the Commonwealth of Massachusetts, and as a Management Associate in the Office of Management & Budget, Executive Office of the President, in Washington D.C. Ann was appointed a White House Fellow in 1972 and served in the Executive Office of the President, Office of Drug Abuse Prevention where she received the Distinguished Service Award in 1973. She is a graduate of Skidmore College in New Hampshire. It is recommended that Ms. Ramsay-Jenkins be appointed a one-year term to finish out her tenure as Chair ending June 31, 2006.

Attachment: List of members of the UW Medicine Board

VII. STANDING COMMITTEES

B. Finance, Audit and Facilities Committee

University of Washington Medicine Board Appointments (continued p. 3)

**UNIVERSITY OF WASHINGTON  
MEDICINE BOARD**

	<u>Present Term Recommended of Appointment</u>	<u>Changes</u>
Michael D. Garvey	2/1/04 to 1/31/06	
Jerry Grinstein	10/1/04 to 9/30/07	
Charlotte Guyman	7/1/03 to 6/30/06	
Frederick C. Kiga	1/1/05 to 12/31/08	
Sylvia Mathews	7/1/05 to 6/30/08 <i>Reappointment</i>	
Shan Mullin	9/1/04 to 8/31/07	
Brooks Ragen	7/1/04 to 6/30/07	
Ann Ramsay-Jenkins	7/1/05 to 6/30/06 <i>Reappointment</i>	
Paul G. Ramsey, M.D. Vice President for Medical Affairs and Dean of the School of Medicine	Ex-Officio	
JoAnn Taricani	7/1/05 to 6/30/08 <i>New Appointment</i>	

## VII. STANDING COMMITTEE

### A. Academic and Student Affairs Committee

#### Fee-Based Education at the University of Washington

##### Structure and Mission of UWEO

- A Means for Academic Units to Meet their Educational Goals
- Academic Model: All Programs/Instructors Approved by Appropriate Academic Units with FTE Faculty in Academic Units
- Financial Model: Net Revenues Returned to Academic Units/Central Administration
- Largely Centralized Model to Benefit from an Economic of Scale

##### Scope of Fee-Based Education at UW

##### Strategic Directions for Growth of Fee-based Programs

- Leveraging existing state-funded programs
  - Shared access courses
  - Shared access certificates
- Transition of programs from state-funded to fee-based
  - Evening degree
  - Summer quarter
- New Programs
  - Degrees, especially professional master degrees
  - Certificates
  - Customized Programs – Domestic and International
- Expand Existing Programs
  - Additional Enrollments
  - New Pricing Models

##### New Initiatives Planned 2005-2007

##### Policy Issues

## Fee-Based Degree Programs:

### University-Wide Issues

1. How aggressively should we try to transition selected state-funded programs, especially professional masters degrees, to a fee-basis?
2. In the transition of graduate programs from state-funded to fee-based, do the state-funded enrollments remain at the graduate level or should they transferred to the undergraduate level?
3. Should we include or exclude targeted four-year undergraduate programs from consideration for new fee-based degrees?

# UW FEE-BASED EDUCATIONAL PROGRAMS

2003-2004

## UW Educational Outreach

- On behalf of the Provost, provides the infrastructure to allow colleges, schools and departments to offer fee-based programs, which address their academic missions.
- Major activities: Fee-based degree programs, extension, summer quarter, English Language Programs (ESL/international partnerships) and online learning.
- **\$17.6 million annual net return to UW (not including UW faculty salaries)**
- **\$8.8 million in state funding returned centrally in transfer of degrees to fee basis**
- **\$8 million in faculty salaries supported by programs**
- **800 community advisory board members**
- **\$10.8 million in grants from 1999-2004**
- Current staff: 181 FTE and 61 part-time employees
- **The top Extension unit nationally**
- Started in 1912

## Total Fee-based Educational Activity

Enrollments/Registrations **113,430**  
Headcount (approx.) 87,884

**Gross Tuition Revenues \$69.8 million**

## Credit Activity

	<u>Students</u>	<u>Student FTE</u>	<u>Programs</u>
Degrees	1,825	1,324	36 degrees
Summer Quarter	16,874	8,411 (one qtr.)	2,000 classes
Online Courses	4,653	517	92 courses
Shared Access	3,246	361	1,725 classes
Onsite Courses	2,699	300	219 classes
UW in the High Schools	1,957	217	42 schools
<b>TOTALS</b>	<b>31,254</b>	<b>11,130</b>	

## Certificate Programs

More than 100 certificate programs serving 2,810 students annually

## Online Learning

9 Degrees, 26 certificate programs and total online enrollments: 24,140

## Partnerships

R1edu	Washington National Guard	PBS
WUN	Waseda University	Pearson/Prentice Hall
Chulalongkorn University	Amazon.com	Heritage College

**Projected Growth:** Revenue/enrollments will likely grow 8 percent annually with the greatest increase in **onsite fee-based degrees** and **professional development programs**.

## FEE-BASED DEGREES at the UW

### Current Degrees

- Masters in Computational Linguistics (2005)
- Masters in Information Management (day) (2005)
- Master in Social Work (outreach) (Autumn 2004)
- Master Entry Program in Nursing (Summer 2004)
- Doctorate in Audiology (Autumn 2004)
- Master in Professional Accounting in Auditing and Assurance (daytime/evening) (Autumn 2004)
- Doctorate in Physical Therapy (Autumn 2003)
- Executive Master in Health Administration (Autumn 2003)
- Master in Social Work (evening) (Autumn 2003)\*
- Master in Strategic Planning: Critical Infrastructures (online, 2003)
- Master in Museology (Autumn 2003)
- Executive Master in Public Administration (Summer 2003)
- Baccalaureate Degree – Arts and Sciences (English, Communication, humanities and social sciences majors) – evening (Autumn 2002)
- Professional Master in Computer Science (onsite/online, Autumn 2002)
- Master in Library and Information Science (onsite/evening) (Autumn 2002)\*\*
- Master in Library and Information Science (online/intensive onsite – Autumn 2002)
- Executive MBA –North America (2002)
- Master in Business Administration (evening) (Autumn 2002)
- Master in Professional Accounting in Taxation (daytime/evening) (Autumn 2002)
- Master in Construction Engineering - Sloan -funded online development (2002)
- Doctorate (Ed.D.) in School District Leadership (Summer 2002)
- Master in Education – Teaching Learning Partnership (Summer 2002)\*\*\*
- Master of Intellectual Property Management (2002)
- Master in Communications - Digital Media (2002)
- BS in Computing and Software Systems (onsite and online) (2001)\*\*\*\*
- BS in Health Information Administration (2001)
- Master in Technical Communication (2001)
- Master in Information Management (weekends, 2001)
- Master in Information Science (2001) \*\*\*\*\*
- Master in Business Administration, Technology Management (2001)
- Master in Medical Engineering (1998)
- PHARM D (online/intensive onsite) (1996)
- Master of Law in Taxation (1995)
- Global/Global Executive MBA (1995)
- Executive MBA – Regional (1983)

- EDGE degrees (5 engineering distance learning master degree programs) (1983)
  - Aeronautics and Astronautics
  - Aerospace Engineering
  - Manufacturing Engineering
  - Materials Science and Engineering
  - Mechanical Engineering
- Extended Masters in Public Health (1980)

TOTAL CURRENT FEE-BASED DEGREES: 39

Planned Fee-Based Degrees (most pending approval)

- Masters in Intercollegiate Athletics (2006)
- Masters in Bio-Medical Regulatory Affairs (online)
- Masters in Medical Speech-Language Pathology (2006)
- Masters in Interior Architecture
- Masters in Global Studies
- Masters in Real Estate
- Masters in Health Information Management and Applied Health Informatics
- B.S.E.E. Electrical Engineering (online) (2006)
- Masters in Digital Animation
- Masters in Geographic Information Systems
- Masters in Teacher Certification
- Masters in Teacher Leadership
- Masters in Interactive Media

\* Merged with Outreach Program, 2004

\*\* Merged with online MLIS Program, 2005

\*\*\* Discontinued after One Year

\*\*\*\* Launched for One Year

\*\*\*\*\*Discontinued, 2006

VII. STANDING COMMITTEE

A. Academic and Student Affairs Committee

Report from the Vice President/Vice Provost for Diversity

Information will be available at the meeting.



VII. STANDING COMMITTEE

A. Academic and Student Affairs Committee

UW Medicine Review Committee Report

Information not yet available.

VII. STANDING COMMITTEES

B. Finance, Audit and Facilities Committee

**UW**

---

**Report of Contributions**

University of Washington  
University of Washington Foundation

May 2005

---

**UW FOUNDATION  
REPORT OF CONTRIBUTIONS - MAY 2005**

**NOTES AS OF MAY 31, 2005**

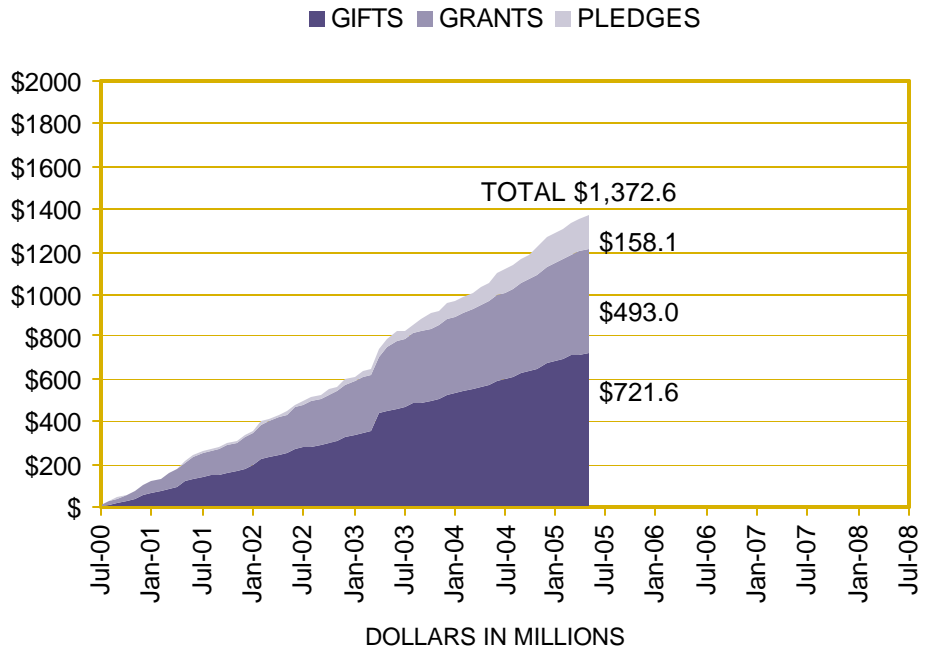
**DATA POINTS**

\$1,372,639,440 has been raised toward our campaign goal of \$2 billion.


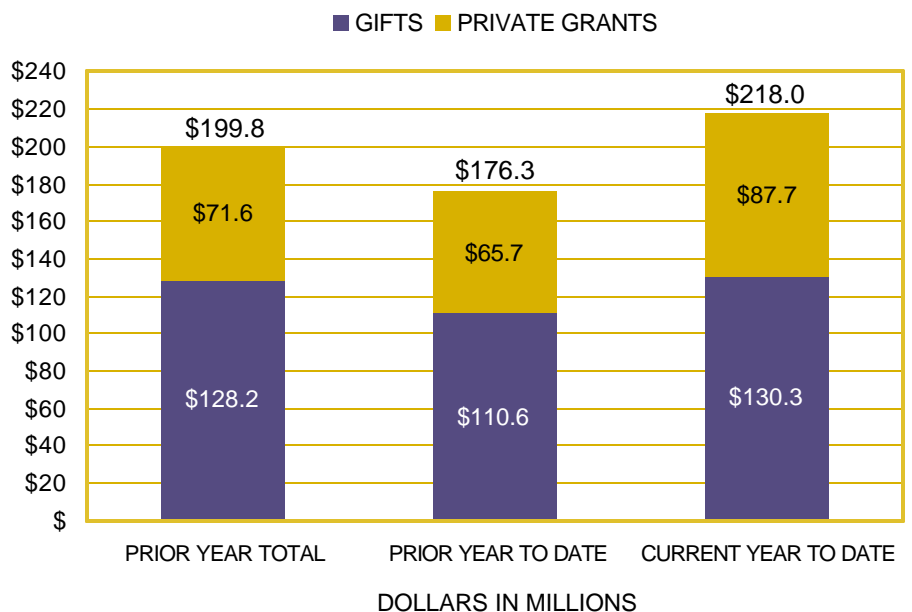
The UW received \$13.0 million in total private voluntary support (\$8.1 million in gifts and \$4.9 million in grants) in May.

Areas including Arts & Sciences, UW Bothell, Business, Dentistry, Education, Engineering, Evans School of Public Affairs, Forest Resources, Graduate School, Information School, Intercollegiate Athletics, Libraries, UW Medicine, Nursing, Ocean and Fisheries, Pharmacy, Public Health and Social Work are ahead of last year's year-to-date totals.

**FUNDRAISING PROGRESS SINCE JULY 1, 2000**



**CURRENT GIFT AND PRIVATE GRANT TOTALS**



## MAY 2005 GIFTS AND IMPACT

Selected gifts representing private support for one of the University of Washington's key fundraising priorities -- student, faculty, program and facility support.

### **Jennifer and Richard Beers — \$10,000 to UW Bothell**


- This gift to the UW Bothell Computing & Software Systems Endowed Fund provides discretionary support to be used by the Director of the Computing & Software Systems degree program.
- Jennifer Beers ('03) and her husband Richard made the gift in honor of the faculty who helped and guided Jennifer during her time at UW Bothell. The gift is eligible for a match from Microsoft, where she works.
- Established in 1996, the Bachelor of Science in Computing and Software Systems degree program was designed by representatives of regional community colleges and high tech industries. The program prepares students for employment, graduate education and lifelong learning in the field of computer science.
- The Beers also support community-oriented agriculture, and co-founded a 47-acre organic, sustainable farm in the Sammamish Valley.

### **Robert and Micki Flowers — \$55,246 to the Graduate School and Intercollegiate Athletics**

- Micki Flowers ('73) and Bob Flowers ('65) are UW Benefactors and extremely active members of the University of Washington community.
- Bob Flowers serves on the Campaign Committee for the Evans School of Public Affairs, and Micki is a member of the Graduate School's Campaign Committee and their Diversity Committee. She also serves as the Vice President for University Relations for the ARCS Foundation, which funds fellowships for UW and WSU students pursuing degrees in science, medicine and engineering.
- Their gift benefits the Micki & Bob Flowers ARCS Fellowship and the Flowers Endowed Graduate Student Award in Public Affairs – which provides annual awards to three students each year, and the Crewhouse Renovation Fund, which they have pledged \$25,000 in support of.

### **Weyerhaeuser Company Foundation — \$400,000 to the College of Architecture and Urban Planning, the Business School, the College of Engineering, the College of Forest Resources, and UW Tacoma**

- The Weyerhaeuser Company is a University of Washington Laureate. Established in 1900 in Federal Way, Washington, Weyerhaeuser is one of the world's largest integrated forest products companies. The company currently employs 55,000 people in 18 countries.
- In November 2004, the Weyerhaeuser Foundation made a \$2 million pledge in support of Campaign UW: Creating Futures, the University's eight-year, \$2 billion effort to raise funds in support of improved student access, recruitment and retention of faculty, and program and building enhancement.
- This gift represents payments on that pledge, including six endowed professorships/faculty support funds, three endowed scholarships, and an unrestricted venture capital fund for environmental research.





# REPORT OF CONTRIBUTIONS

May 2005

---

---

## **CAMPAIGN UW: CREATING FUTURES**

Report prepared by: Office of Development and Alumni Relations  
Advancement Services, Information Management

6/3/2005 01:22 PM

## TABLE OF CONTENTS


Campaign Progress to Date*	1
Campaign Progress by Giving Level*	2
Campaign Progress Pyramid*	3
Campaign Progress by Constituency*	4
Campaign Theme Progress*	5
Development Area Summary - Total Private Voluntary Support	6
Development Area Summary - Gifts and Private Grants	7
Development Area Summary - Gifts	8
Complete Fiscal Year Comparison	9
Year to Date Contribution Totals	10
Development Activity by Donor Type	11
Alumni Participation by Constituency	12

\*All Campaign totals represented are from July 1, 2000 through the end of the preceeding calendar month. Please note that grant revenue totals in Campaign Reports may contain clinical trials. Fundraising totals from all affiliated non-profit organizations are also included in UW Campaign totals.

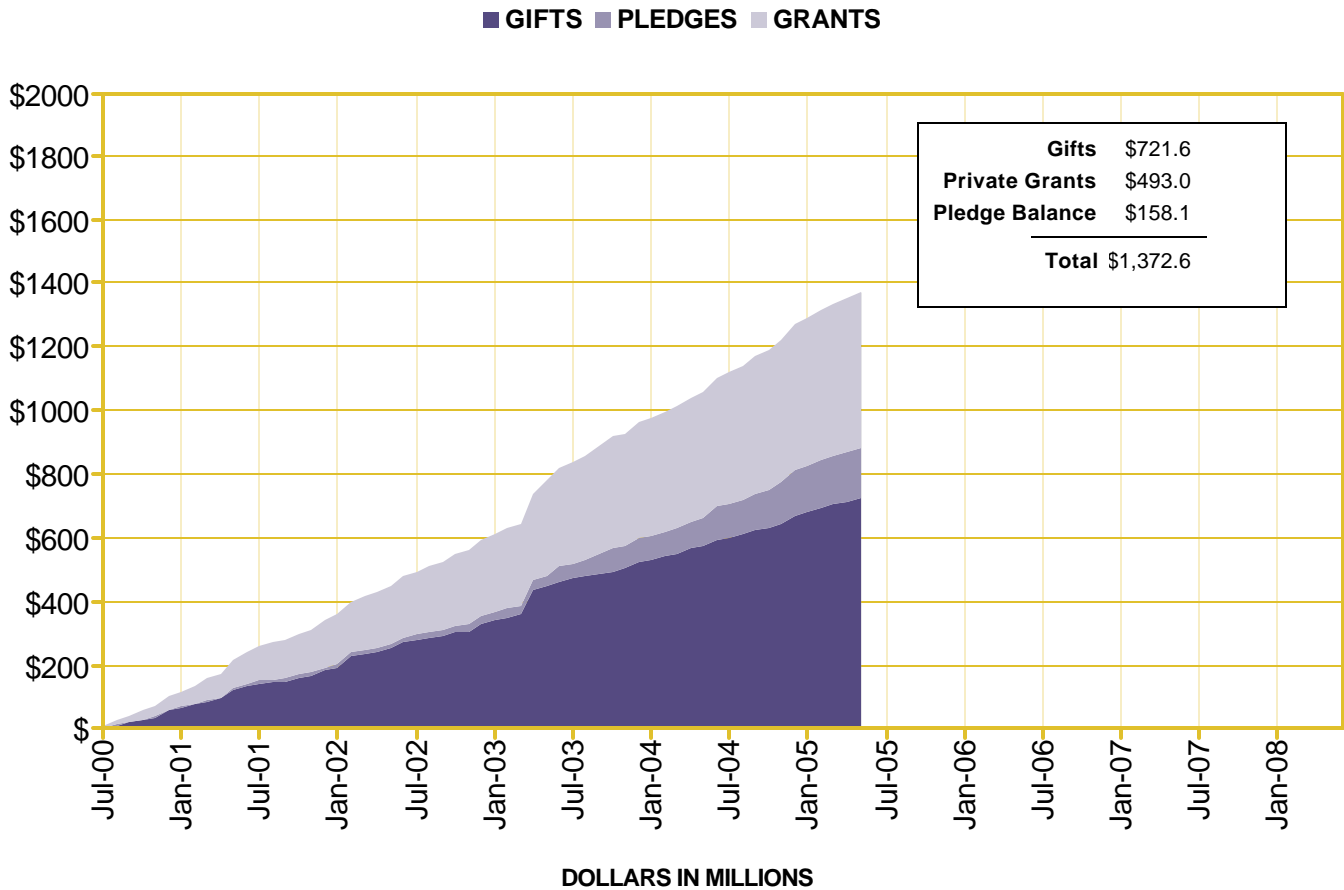
Annual reporting is July 1, 2004 through the end of the preceeding calendar month.

Job Number: 65812  
May 2005

Table of Contents



## CAMPAIGN PROGRESS SINCE JULY 1, 2000




Source: UW Office of Development

Summarizes Total Private Voluntary Support since July 1, 2000. Testamentary Commitments included in Pledge Balance total. All dollar totals in millions.

Job Number: 65812  
 May 2005

Fundraising Progress Since July 1, 2000



## CAMPAIGN PROGRESS BY GIVING LEVEL

<b>DOLLARS RAISED</b>							
<b>Gifts and Pledges</b>							
Giving Level *	Alumni	Non Alumni	Family Fndns.	Corporations	Foundations	Other Orgs.	Total
\$100M+	\$0	\$32,720	\$87,115,062	\$0	\$0	\$0	\$87,147,782
\$50M - \$99,999,999	\$0	\$0	\$0	\$0	\$0	\$0	\$0
\$10M - \$49,999,999	\$28,653,385	\$45,982,491	\$20,512,500	\$21,927,432	\$29,988,224	\$0	\$147,064,032
\$5M - \$9,999,999	\$15,102,484	\$5,005,500	\$0	\$22,215,187	\$13,191,754	\$22,239,872	\$77,754,798
\$1M - \$4,999,999	\$64,986,826	\$48,435,020	\$20,030,310	\$56,447,627	\$35,182,038	\$3,271,985	\$228,353,807
\$100,000 - \$999,999	\$63,869,091	\$51,233,853	\$17,670,603	\$30,058,151	\$16,095,495	\$10,495,970	\$189,423,162
\$25,000 - \$99,999	\$18,328,705	\$14,272,060	\$2,234,702	\$12,726,075	\$3,315,773	\$2,849,435	\$53,726,750
\$10,000 - \$24,999	\$11,891,344	\$8,760,268	\$759,495	\$6,182,671	\$834,530	\$1,146,989	\$29,575,297
\$5,000 - \$9,999	\$8,983,509	\$6,786,081	\$269,913	\$3,658,125	\$388,607	\$518,702	\$20,604,936
\$2,000 - \$4,999	\$8,311,436	\$6,492,314	\$77,879	\$2,677,008	\$216,783	\$306,979	\$18,082,399
\$1,000 - \$1,999	\$3,914,138	\$3,218,711	\$20,740	\$1,179,715	\$70,116	\$145,842	\$8,549,262
\$500 - \$999	\$3,728,191	\$2,537,235	\$4,710	\$581,801	\$24,665	\$74,038	\$6,950,641
\$250 - \$499	\$2,941,867	\$2,193,403	\$1,550	\$258,680	\$8,357	\$40,107	\$5,443,965
\$100 - \$249	\$2,575,821	\$1,752,646	\$1,210	\$243,215	\$7,772	\$25,084	\$4,605,747
\$1 - \$99	\$1,289,744	\$1,013,237	\$154	\$62,344	\$908	\$8,975	\$2,375,362
<b>Gift / Pledge Total</b>	<b>\$234,576,541</b>	<b>\$197,715,540</b>	<b>\$148,698,828</b>	<b>\$158,218,030</b>	<b>\$99,325,023</b>	<b>\$41,123,977</b>	<b>\$879,657,940</b>
<b>Private Grant Total</b>							<b>\$492,981,500</b>
<b>DONOR COUNTS</b>							
Giving Level	Alumni	Non Alumni	Family Fndns.	Corporations	Foundations	Other Orgs.	Total
\$100M+	0	2	1	0	0	0	3
\$50M - \$99,999,999	0	0	0	0	0	0	0
\$10M - \$49,999,999	8	6	2	3	4	0	23
\$5M - \$9,999,999	4	4	0	6	5	8	27
\$1M - \$4,999,999	69	74	12	47	39	28	269
\$100,000 - \$999,999	377	394	66	362	153	157	1,509
\$25,000 - \$99,999	733	689	60	541	134	169	2,326
\$10,000 - \$24,999	1,437	1,310	55	591	82	130	3,605
\$5,000 - \$9,999	2,335	2,058	46	680	78	100	5,297
\$2,000 - \$4,999	4,486	4,141	28	1,063	83	132	9,933
\$1,000 - \$1,999	4,584	4,625	19	1,091	60	135	10,514
\$500 - \$999	7,956	6,693	10	1,065	40	127	15,891
\$250 - \$499	11,269	9,915	5	911	26	129	22,255
\$100 - \$249	21,304	17,351	9	1,898	56	197	40,815
\$1 - \$99	33,993	34,693	4	1,600	18	256	70,564
<b>Total</b>	<b>88,555</b>	<b>81,955</b>	<b>317</b>	<b>9,858</b>	<b>778</b>	<b>1,568</b>	<b>183,031</b>

Source: UW Office of Development & Alumni Relations

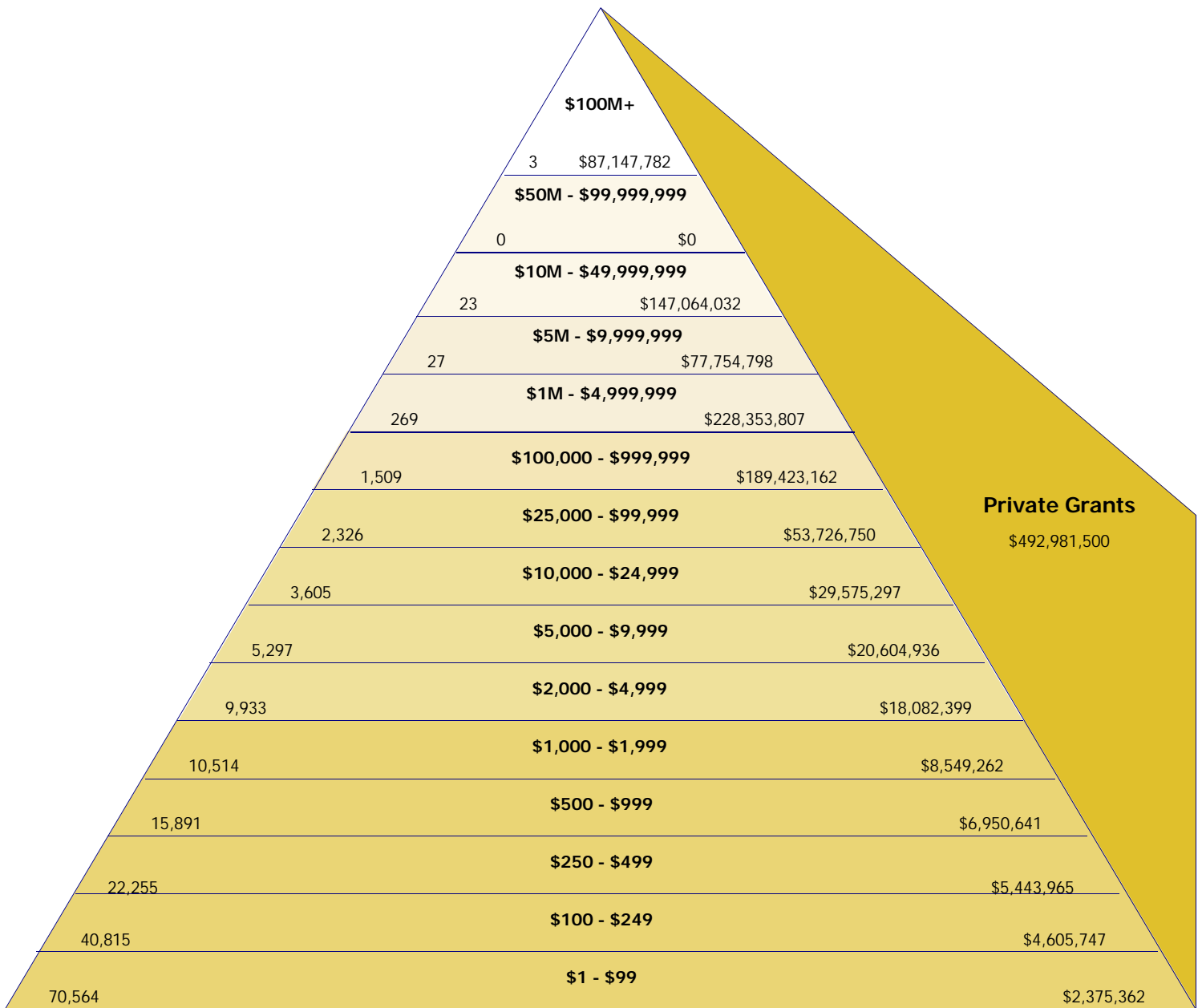
This report shows the count of distinct donors and campaign total by giving level and donor type since July 1, 2000.

\*"Giving Level" is determined by summing all gift record types (including grants); however only gifts and pledges are used to calculate dollar totals in the "Dollars Raised" chart.





CAMPAIGN PROGRESS BY PYRAMID, SINCE JULY 1, 2000



183,031 Donor Count

Gift and Pledges \$879,657,940

Campaign Total: \$1,372,639,440 \*Campaign Working Goal: \$2,000,000,000 Percent Complete: 68.6%

Source: UW Office of Development

The counts of distinct donors and fundraising totals by giving level are shown.


\*Unit campaign goals are still being finalized.

Pyramid Levels are determined by summing all gift record types(including grants); however only gifts and pledges are used to calculate dollar totals displayed.

Job Number: 65812

Campaign Progress Pyramid - Since July 1, 2000

May 2005



## CAMPAIGN PROGRESS BY CONSTITUENCY

	GIFTS	Irrevocable Deferred Gifts		PLEDGES	Testamentary Commitments		GRANTS	Campaign - Private Voluntary Support		
		Donor Value	Discount Value		Donor Value	Discount Value		TOTAL	Working Goal	% of Goal
UW Medicine	\$215,971,661	\$9,976,291	\$4,587,385	\$17,493,825	\$16,764,853	\$3,852,119	\$246,039,308	\$506,245,937	\$1,000,000,000	50.6%
Architecture	\$5,881,675	\$244,117	\$78,098	\$728,385	\$0	\$0	\$1,522,775	\$8,376,952	\$19,000,000	44.1%
Arts and Sciences	\$75,025,285	\$4,952,644	\$2,578,404	\$8,449,017	\$7,274,000	\$4,282,001	\$54,468,961	\$150,169,908	\$240,000,000	62.6%
Broadcast Services	\$32,343,545	\$0	\$0	\$13,803	\$0	\$0	\$0	\$32,357,348	N/A	N/A
Business School	\$41,768,959	\$741,794	\$337,793	\$30,887,897	\$3,000,271	\$2,035,446	\$200,800	\$76,599,720	\$226,000,000	33.9%
Dentistry	\$5,634,434	\$20,000	\$7,801	\$780,467	\$100,000	\$41,408	\$3,467,310	\$10,002,211	\$15,000,000	66.7%
Education	\$7,537,755	\$2,849	\$2,849	\$4,336,307	\$0	\$0	\$8,001,647	\$19,878,558	\$23,000,000	86.4%
Engineering	\$101,231,114	\$1,563,700	\$624,899	\$10,536,962	\$1,750,000	\$1,124,333	\$48,848,632	\$163,930,408	\$250,000,000	65.6%
Evans Schl. of Pub. Affairs	\$8,682,659	\$52,994	\$18,215	\$489,645	\$500,000	\$265,793	\$33,673,719	\$43,399,016	\$40,000,000	108.5%
Forest Resources	\$5,895,382	\$646,572	\$439,763	\$587,406	\$1,250,000	\$637,648	\$2,727,367	\$11,106,726	\$17,700,000	62.7%
Friday Harbor Labs	\$5,409,235	\$153,242	\$24,284	\$378,970	\$695,000	\$438,421	\$765,000	\$7,401,448	\$12,000,000	61.7%
Information School	\$2,334,774	\$0	\$0	\$119,012	\$100,000	\$64,666	\$836,947	\$3,390,733	\$5,000,000	67.8%
Intercollegiate Athletics	\$68,816,674	\$211,597	\$102,931	\$4,281,561	\$0	\$0	\$0	\$73,309,832	\$110,000,000	66.6%
Law	\$22,279,869	\$1,659	\$1,659	\$1,588,984	\$0	\$0	\$937,944	\$24,808,456	\$70,000,000	35.4%
Libraries	\$4,107,779	\$442,146	\$272,953	\$96,149	\$772,000	\$379,527	\$410,326	\$5,828,399	\$9,000,000	64.8%
Nursing	\$6,768,405	\$275,000	\$119,617	\$1,168,298	\$1,475,000	\$869,595	\$6,315,310	\$16,002,013	\$24,000,000	66.7%
Ocean and Fisheries	\$9,505,826	\$562,500	\$187,134	\$1,157,109	\$0	\$0	\$15,679,854	\$26,905,288	\$34,000,000	79.1%
Pharmacy	\$6,599,372	\$0	\$0	\$454,331	\$0	\$0	\$3,704,760	\$10,758,464	\$10,260,000	104.9%
President's Funds	\$4,572,088	\$324,582	\$149,399	\$551,656	\$1,750,000	\$823,656	\$0	\$7,198,326	N/A	N/A
Public Health	\$12,551,651	\$50,259	\$24,777	\$766,912	\$0	\$0	\$49,268,986	\$62,637,808	\$90,000,000	69.6%
Scholar. & Student Progs.	\$20,702,676	\$321,293	\$97,431	\$2,421,130	\$550,000	\$239,963	\$624,871	\$24,619,970	\$40,000,000	61.5%
Social Work	\$1,516,113	\$165,797	\$33,243	\$205,641	\$0	\$0	\$4,524,522	\$6,412,073	\$10,000,000	64.1%
University Press	\$1,393,295	\$83,788	\$35,275	\$31,650	\$0	\$0	\$0	\$1,508,733	\$3,000,000	50.3%
University Support	\$20,281,818	\$1,183,455	\$659,228	\$8,113,762	\$12,521,091	\$4,500,384	\$10,842,261	\$52,942,387	N/A	N/A
UW Bothell	\$1,970,864	\$0	\$0	\$256,495	\$0	\$0	\$50,500	\$2,277,859	\$5,700,000	40.0%
UW Tacoma	\$10,682,633	\$150,000	\$150,000	\$10,868,532	\$2,800,000	\$1,594,562	\$69,700	\$24,570,865	\$30,000,000	81.9%
<b>All UW Total</b>	<b>\$699,465,542</b>	<b>\$22,126,278</b>	<b>\$10,533,138</b>	<b>\$106,763,905</b>	<b>\$51,302,215</b>	<b>\$21,149,522</b>	<b>\$492,981,500</b>	<b>\$1,372,639,440</b>	<b>\$2,000,000,000</b>	<b>68.6%</b>


Source: UW Office of Development

Fundraising progress toward campaign working goals by constituency area (school/college/program). Campaign total is the sum of gifts, grants, active pledges and donor values of irrevocable deferred gifts and testamentary commitments. "N/A" is not applicable. 1 - "Pledges" are those in active status only. 2 - "Grants" are private grants only. 3 - Unit campaign working goals are still being finalized.

Job Number: 65812

May 2005

Campaign Progress by Constituency - Since July 2000



**CAMPAIGN FUNDING THEME PROGRESS - JULY 2000 - PRESENT**


THEME	CURRENT USE	ENDOWMENT	TOTAL
Student Support	\$62,797,091	\$77,441,955	\$140,239,046
Faculty Support	\$69,267,686	\$80,839,585	\$150,107,271
Program Support for Faculty and Students	\$606,016,724	\$72,347,966	\$678,364,690
Capital	\$251,809,825	\$878,269	\$252,688,094
Unrestricted	\$123,780,097	\$27,460,242	\$151,240,340
<b>Total</b>	<b>\$1,113,671,423</b>	<b>\$258,968,016</b>	<b>\$1,372,639,440</b>
Goal	\$1,600,000,000	\$400,000,000	\$2,000,000,000
% to Goal	69.6%	64.7%	68.6%

Source: UW Office of Development

This report shows contribution totals by campaign theme/priority since July 1, 2000.

Job Number: 65812  
 May 2005

Campaign Theme Progress



DEVELOPMENT SUMMARY - TOTAL PRIVATE VOLUNTARY SUPPORT

AREA	YEAR TO DATE DONOR VALUES		
	GIFTS	PRIVATE GRANTS	TOTAL
UW Seattle			
UW Medicine	\$34,405,579	\$39,139,939	\$73,545,518
Architecture	\$495,516	\$382,366	\$877,882
Arts and Sciences	\$16,873,722	\$6,601,962	\$23,475,684
Broadcast Services	\$7,332,598		\$7,332,598
Business School	\$10,327,896	\$50,800	\$10,378,696
Dentistry	\$1,126,766	\$171,470	\$1,298,236
Education	\$1,562,075	\$2,093,697	\$3,655,772
Engineering	\$18,014,739	\$8,084,718	\$26,099,457
Evans Schl. of Pub. Affairs	\$520,399	\$10,889,401	\$11,409,800
Forest Resources	\$1,285,844	\$493,884	\$1,779,728
Graduate School	\$1,472,253	\$2,304,764	\$3,777,017
Information School	\$309,930	\$72,270	\$382,200
Intercollegiate Athletics	\$11,501,707		\$11,501,707
Law	\$1,357,060	\$144,997	\$1,502,057
Libraries	\$957,350		\$957,350
Nursing	\$1,483,159	\$586,460	\$2,069,619
Ocean and Fisheries	\$1,943,422	\$7,683,738	\$9,627,160
Pharmacy	\$2,099,967	\$673,869	\$2,773,836
President's Funds	\$649,616		\$649,616
Public Health	\$933,834	\$7,460,435	\$8,394,269
Scholar. & Student Progs.	\$4,768,674	\$123,303	\$4,891,977
Social Work	\$562,201	\$727,917	\$1,290,118
UW Alumni Association	\$904,536		\$904,536
University Press	\$435,304		\$435,304
University Support	\$7,988,568	\$4,743	\$7,993,311
Washington Tech. Center			
UW Bothell	\$275,470		\$275,470
UW Tacoma	\$670,697	\$2,400	\$673,097
<b>All UW Total</b>	<b>\$130,258,895</b>	<b>\$87,693,133</b>	<b>\$217,952,028</b>

Source: UW Office of Development

Contribution totals for the major Development areas of the University are shown.

Job Number: 65812

May 2005

Development Area Summary - Total Private Voluntary Support



## DEVELOPMENT SUMMARY - GIFTS AND PRIVATE GRANTS

AREA	CURRENT MONTH		YEAR TO DATE		PRIOR YEAR TO DATE		PRIOR FISCAL YEAR	
	Donors	Value	Donors	Value	Donors	Value	Donors	Value
UW Seattle								
UW Medicine	2,976	\$3,438,244	17,525	\$73,545,518	14,888	\$65,388,216	15,677	\$73,746,044
Architecture	55	\$47,796	1,091	\$877,882	1,049	\$1,280,887	1,125	\$1,526,446
Arts and Sciences	1,623	\$1,538,009	14,768	\$23,475,684	14,314	\$17,897,597	15,042	\$21,258,923
Broadcast Services	567	\$822,756	3,008	\$7,332,598	2,710	\$7,223,468	3,055	\$8,003,070
Business School	428	\$660,063	3,949	\$10,378,696	3,568	\$7,619,154	3,774	\$8,104,326
Dentistry	142	\$81,452	1,212	\$1,298,236	1,266	\$1,138,345	1,314	\$1,166,282
Education	97	\$93,458	1,423	\$3,655,772	1,531	\$2,192,611	1,559	\$2,231,526
Engineering	363	\$2,914,080	3,820	\$26,099,457	3,571	\$20,818,288	3,709	\$23,824,360
Evans Schl. of Pub. Affairs	51	\$203,044	670	\$11,409,800	405	\$8,695,556	420	\$8,704,838
Forest Resources	40	\$201,986	966	\$1,779,728	1,043	\$1,740,241	1,055	\$1,860,102
Graduate School	30	\$180,232	520	\$3,777,017	835	\$2,090,814	890	\$2,265,996
Information School	27	\$15,060	539	\$382,200	509	\$348,354	528	\$463,842
Intercollegiate Athletics	318	\$300,426	11,613	\$11,501,707	11,163	\$9,745,906	21,719	\$12,479,465
Law	138	\$82,659	1,580	\$1,502,057	1,620	\$2,732,424	1,703	\$2,886,862
Libraries	197	\$32,756	4,024	\$957,350	3,513	\$528,379	3,589	\$616,206
Nursing	73	\$30,034	1,580	\$2,069,619	1,561	\$1,852,298	1,617	\$1,922,445
Ocean and Fisheries	40	\$172,549	638	\$9,627,160	526	\$3,943,211	553	\$4,155,330
Pharmacy	54	\$406,011	1,002	\$2,773,836	1,032	\$1,471,179	1,061	\$1,494,282
President's Funds	142	\$89,298	1,785	\$649,616	2,257	\$853,803	2,322	\$869,415
Public Health	71	\$319,197	614	\$8,394,269	566	\$6,020,159	584	\$6,667,414
Scholar. & Student Progs.	337	\$149,185	3,215	\$4,891,977	4,612	\$5,670,674	4,958	\$5,858,592
Social Work	81	\$198,900	700	\$1,290,118	771	\$459,091	795	\$492,520
UW Alumni Association	2,635	\$130,172	18,417	\$904,536	20,634	\$919,572	22,454	\$1,032,281
University Press	36	\$9,645	333	\$435,304				
University Support	377	\$786,644	1,845	\$7,993,311	1,120	\$4,200,264	1,245	\$4,627,937
Washington Tech. Center					1	\$212,389	1	\$219,908
UW Bothell	104	\$23,649	464	\$275,470	256	\$238,493	274	\$248,742
UW Tacoma	126	\$86,650	589	\$673,097	521	\$1,024,138	549	\$3,050,522
<b>All UW Unique Total</b>	<b>10,589</b>	<b>\$13,013,966</b>	<b>81,491</b>	<b>\$217,952,028</b>	<b>79,741</b>	<b>\$176,305,523</b>	<b>91,903</b>	<b>\$199,777,690</b>


Source: UW Office of Development

The number of donors and contribution totals for the major Development areas of the University are shown. Dollar values are based on donor values.

Job Number: 65812

May 2005

Development Area Summary - Gifts and Private Grants



## DEVELOPMENT SUMMARY - GIFTS

AREA	CURRENT MONTH		YEAR TO DATE		PRIOR YEAR TO DATE		PRIOR FISCAL YEAR	
	Donors	Value	Donors	Value	Donors	Value	Donors	Value
UW Seattle								
UW Medicine	2,917	\$962,333	17,262	\$34,405,579	14,688	\$32,553,074	15,479	\$36,774,110
Architecture	55	\$47,796	1,089	\$495,516	1,047	\$980,393	1,123	\$1,225,952
Arts and Sciences	1,618	\$1,300,157	14,704	\$16,873,722	14,262	\$12,191,465	14,989	\$14,525,068
Broadcast Services	567	\$822,756	3,008	\$7,332,598	2,710	\$7,223,468	3,055	\$8,003,070
Business School	428	\$660,063	3,948	\$10,327,896	3,568	\$7,619,154	3,774	\$8,104,326
Dentistry	142	\$26,701	1,208	\$1,126,766	1,262	\$831,136	1,310	\$859,073
Education	97	\$93,458	1,418	\$1,562,075	1,526	\$1,435,641	1,554	\$1,474,556
Engineering	349	\$1,725,241	3,756	\$18,014,739	3,517	\$12,860,699	3,654	\$15,709,271
Evans Schl. of Pub. Affairs	49	\$64,044	649	\$520,399	397	\$695,890	412	\$705,172
Forest Resources	39	\$178,676	960	\$1,285,844	1,038	\$1,610,619	1,050	\$1,730,480
Graduate School	30	\$180,232	514	\$1,472,253	832	\$1,231,885	886	\$1,402,400
Information School	27	\$15,060	538	\$309,930	508	\$273,157	527	\$388,645
Intercollegiate Athletics	318	\$300,426	11,613	\$11,501,707	11,163	\$9,745,906	21,719	\$12,479,465
Law	138	\$82,659	1,577	\$1,357,060	1,620	\$2,732,424	1,703	\$2,886,862
Libraries	197	\$32,756	4,024	\$957,350	3,513	\$528,379	3,589	\$616,206
Nursing	72	\$26,356	1,571	\$1,483,159	1,553	\$1,129,676	1,609	\$1,198,123
Ocean and Fisheries	37	\$17,250	615	\$1,943,422	510	\$2,615,057	537	\$2,827,176
Pharmacy	51	\$284,706	996	\$2,099,967	1,029	\$1,209,508	1,058	\$1,232,611
President's Funds	142	\$89,298	1,785	\$649,616	2,257	\$853,803	2,322	\$869,415
Public Health	67	\$6,118	577	\$933,834	533	\$432,536	551	\$603,827
Scholar. & Student Progs.	337	\$149,185	3,214	\$4,768,674	4,611	\$5,669,074	4,957	\$5,855,992
Social Work	79	\$20,600	688	\$562,201	766	\$95,334	790	\$128,763
UW Alumni Association	2,635	\$130,172	18,417	\$904,536	20,634	\$919,572	22,454	\$1,032,281
University Press	36	\$9,645	333	\$435,304				
University Support	377	\$786,644	1,843	\$7,988,568	1,117	\$3,694,164	1,241	\$4,022,337
Washington Tech. Center					1	\$212,389	1	\$219,908
UW Bothell	104	\$23,649	464	\$275,470	256	\$238,493	274	\$248,742
UW Tacoma	126	\$86,650	588	\$670,697	521	\$1,024,138	549	\$3,050,522
<b>All UW Unique Total</b>	<b>10,501</b>	<b>\$8,122,642</b>	<b>81,042</b>	<b>\$130,258,895</b>	<b>79,407</b>	<b>\$110,607,045</b>	<b>91,572</b>	<b>\$128,174,367</b>


Source: UW Office of Development

The number of donors and contribution totals (gifts only) for the major Development areas of the University are shown. Dollar values are based on donor values.

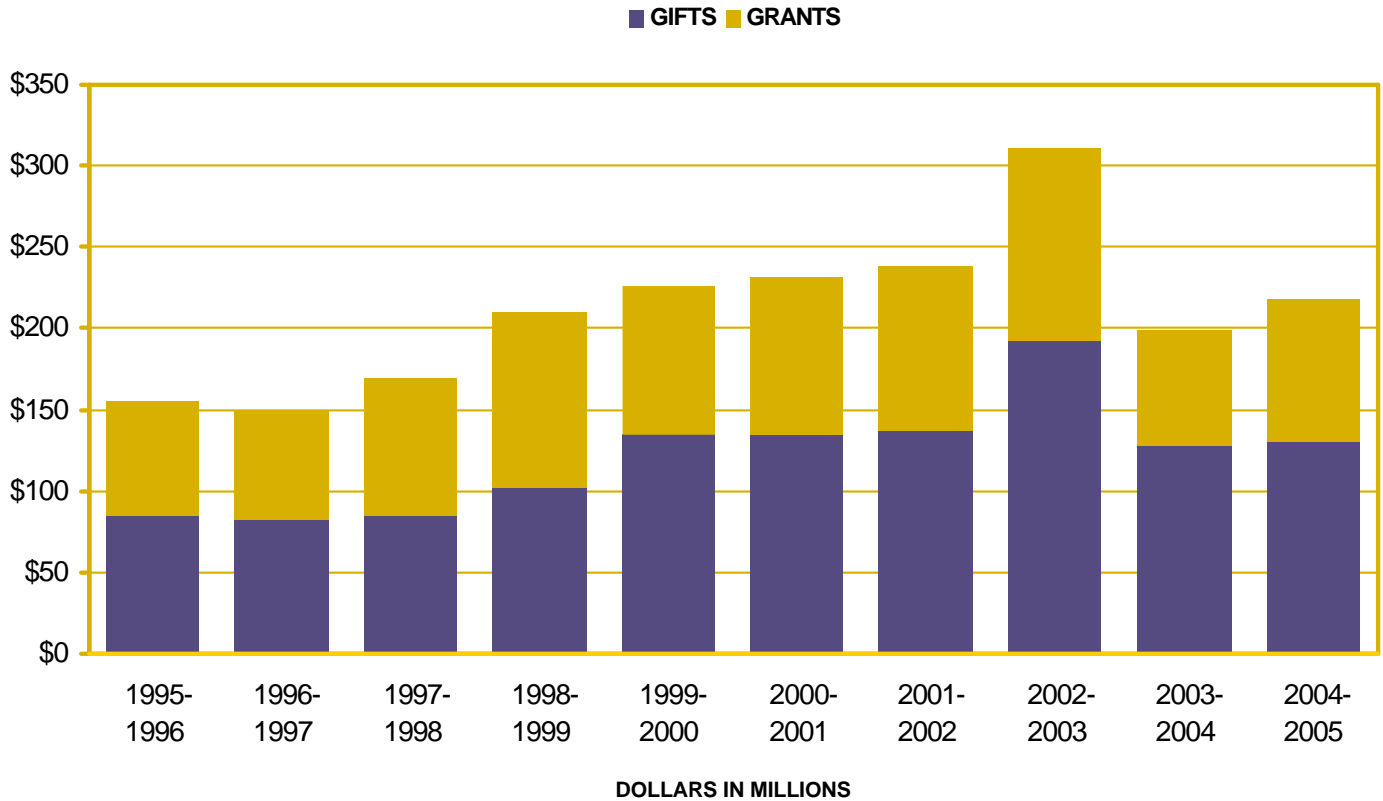
Job Number: 65812

May 2005

Development Area Summary - Gifts



COMPLETE FISCAL YEAR COMPARISON OF TOTAL CONTRIBUTIONS RECEIVED




FISCAL YEAR	GIFTS	GRANTS	TOTAL CONTRIBUTIONS
2004- 2005	\$130,258,895	\$87,693,133	\$217,952,028
2003- 2004	\$128,174,367	\$71,603,323	\$199,777,690
2002- 2003	\$192,573,183	\$118,677,722	\$311,250,905
2001- 2002	\$137,959,340	\$100,820,547	\$238,779,887
2000- 2001	\$134,805,190	\$97,112,979	\$231,918,169
1999- 2000	\$134,037,997	\$91,536,165	\$225,574,162
1998- 1999	\$102,925,077	\$107,619,586	\$210,544,663
1997- 1998	\$84,718,016	\$85,276,615	\$169,994,631
1996- 1997	\$81,892,963	\$67,425,874	\$149,318,837
1995- 1996	\$85,036,511	\$69,150,088	\$154,186,599

Source: UW Office of Development

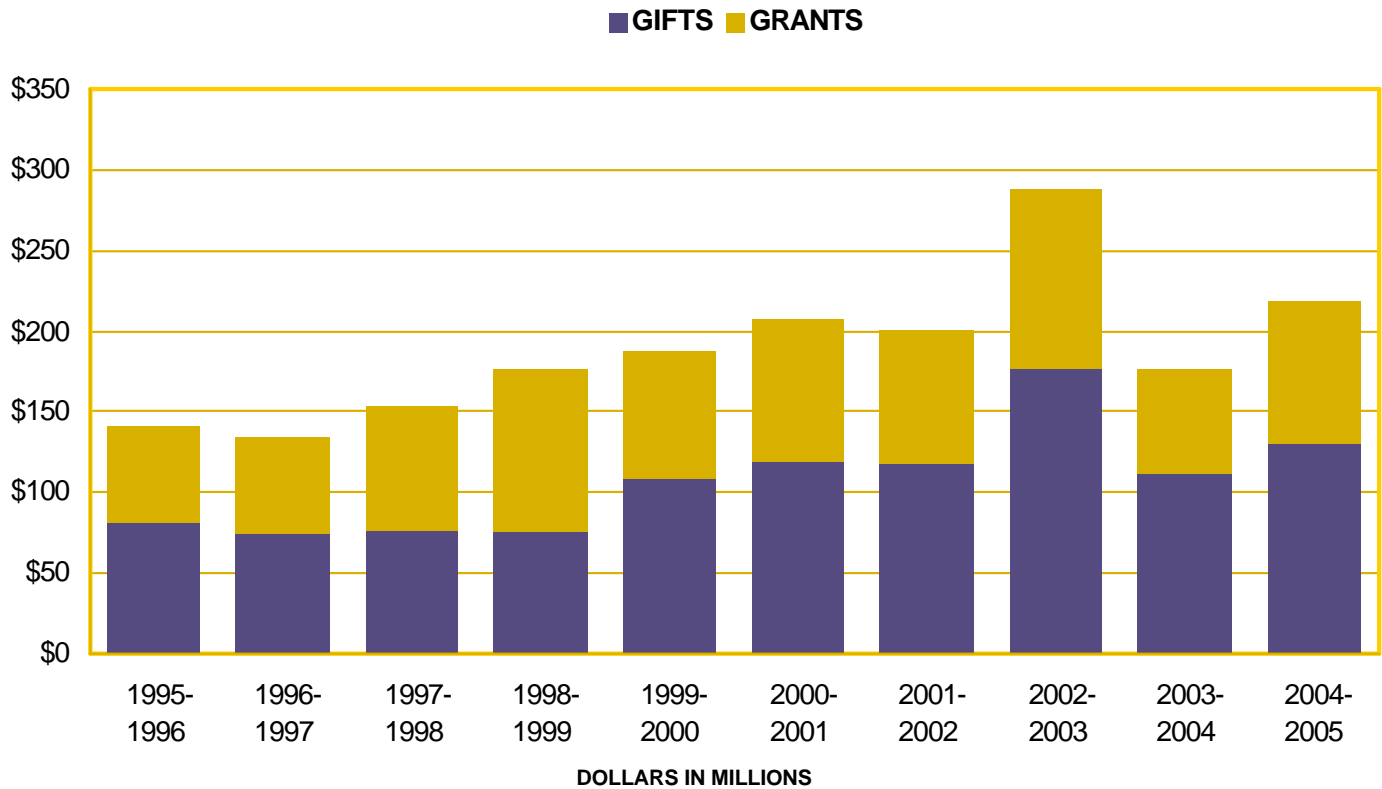
This graph compares the current fiscal year's contribution totals to each of the previous nine fiscal year's contribution totals.

Job Number: 65812  
 May 2005

Fiscal Year Totals Graph




YEAR TO DATE CONTRIBUTION TOTALS



FISCAL YEAR	GIFTS	GRANTS	TOTAL CONTRIBUTIONS
2004- 2005	\$130,258,895	\$87,693,133	\$217,952,028
2003- 2004	\$110,607,045	\$65,698,478	\$176,305,523
2002- 2003	\$176,755,934	\$111,251,784	\$288,007,718
2001- 2002	\$118,125,206	\$82,636,715	\$200,761,921
2000- 2001	\$119,218,804	\$88,148,568	\$207,367,372
1999- 2000	\$108,698,852	\$78,589,207	\$187,288,059
1998- 1999	\$75,706,933	\$100,303,872	\$176,010,805
1997- 1998	\$75,716,002	\$77,814,496	\$153,530,498
1996- 1997	\$74,063,976	\$60,592,327	\$134,656,303
1995- 1996	\$81,025,345	\$59,935,495	\$140,960,840

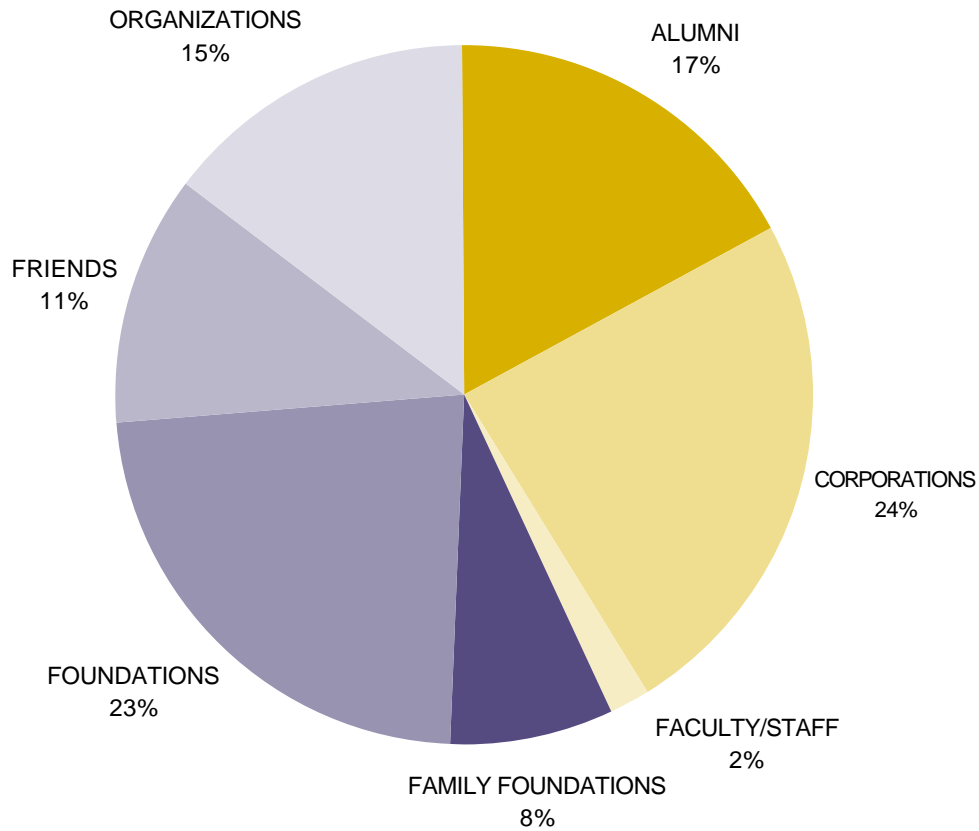
Source: UW Office of Development

This graph compares the current fiscal year's contribution totals to each of the previous nine fiscal year's contribution totals.





DEVELOPMENT ACTIVITY BY DONOR TYPE IN CURRENT FISCAL YEAR




DONOR TYPE	YEAR TO DATE		PRIOR YEAR TO DATE		PRIOR FISCAL YEAR	
	Donors	Value	Donors	Value	Donors	Value
Alumni	43,710	\$37,396,348	45,018	\$32,279,861	49,719	\$37,211,864
Corporations	3,244	\$52,457,972	3,220	\$43,032,167	3,760	\$46,349,831
Faculty/Staff	3,202	\$3,991,971	2,732	\$2,757,899	3,171	\$3,335,421
Family Foundations	171	\$16,479,228	156	\$17,767,673	161	\$21,205,792
Foundations	370	\$50,399,876	371	\$31,558,358	387	\$34,932,399
Friends	30,430	\$25,052,149	27,870	\$21,272,318	34,361	\$27,532,116
Organizations	488	\$32,174,484	450	\$27,637,246	494	\$29,210,266

Source: UW Office of Development

This graph shows the sources of contributions for the current year to date. Dollar values are based on donor value.

Job Number: 65812  
 May 2005

Development Activity by Donor Type in Current Fiscal Year Chart




## ALUMNI PARTICIPATION BY CONSTITUENCY

AREA	CURRENT FISCAL YEAR TO DATE			PREVIOUS FISCAL YEAR TO DATE			
	Solicitible	Donors	Partic. Rate	Solicitible	Donors	Partic. Rate	Final %
UW Seattle							
UW Medicine	15,842	3,118	19.7%	16,430	2,984	18.2%	19.6%
Architecture	7,192	1,180	16.4%	7,307	1,266	17.3%	18.9%
Arts and Sciences	121,216	17,940	14.8%	128,104	18,353	14.3%	15.8%
Business School	34,015	6,551	19.3%	35,210	6,868	19.5%	22.0%
Dentistry	4,301	1,125	26.2%	4,312	1,223	28.4%	31.3%
Education	18,677	3,276	17.5%	20,049	3,365	16.8%	18.9%
Engineering	29,399	4,415	15.0%	30,589	4,644	15.2%	16.6%
Evans Schl. Of Pub. Affairs	1,872	420	22.4%	1,797	405	22.5%	23.9%
Forest Resources	4,382	707	16.1%	4,468	716	16.0%	17.6%
Interdisc. Grad. Programs	1,161	207	17.8%	1,128	233	20.7%	22.5%
Interschool Programs	241	38	15.8%	219	32	14.6%	16.9%
Information School	3,786	797	21.1%	3,869	838	21.7%	23.0%
Law	7,070	1,547	21.9%	7,008	1,628	23.2%	25.6%
School Of Nursing	7,976	1,811	22.7%	8,092	1,880	23.2%	24.8%
Ocean & Fisheries	3,560	604	17.0%	3,705	620	16.7%	18.1%
Pharmacy	3,147	862	27.4%	3,159	933	29.5%	31.9%
Public Health	3,139	661	21.1%	3,044	616	20.2%	21.4%
Social Work	5,707	889	15.6%	6,008	925	15.4%	16.3%
Undergrad. Interdisc. Programs	67	10	14.9%	44	6	13.6%	25.0%
UW Bothell	3,580	433	12.1%	3,258	374	11.5%	12.8%
UW Tacoma	4,016	460	11.5%	3,595	394	11.0%	12.5%
Unspecified	11,614	2,380	20.5%	12,900	2,469	19.1%	22.1%
<b>All UW Total</b>	<b>267,179</b>	<b>43,710</b>	<b>16.4%</b>	<b>278,939</b>	<b>45,018</b>	<b>16.1%</b>	<b>17.8%</b>

Source: UW Office of Development

Job Number: 65812  
May 2005

Alumni Participation



VII. STANDING COMMITTEES

B. Finance, Audit and Facilities Committee

Grant and Contract Awards – May, 2005

RECOMMENDED ACTION:

It is the recommendation of the administration and the Finance and Audit Committee that the Board of Regents accept the Grant and Contract Awards as presented on the attached list.

Attachment: Grant and Contract Awards Summary  
Report of Grant and Contract Awards of  
\$1,000,000 or More

---

---

# **Grant and Contract Awards Summary**

to

**The Board of Regents**

of the

**University of Washington**

for

**May 2005**

**Office of Research**

**Office of Sponsored Programs**

---

---

## Table of Contents

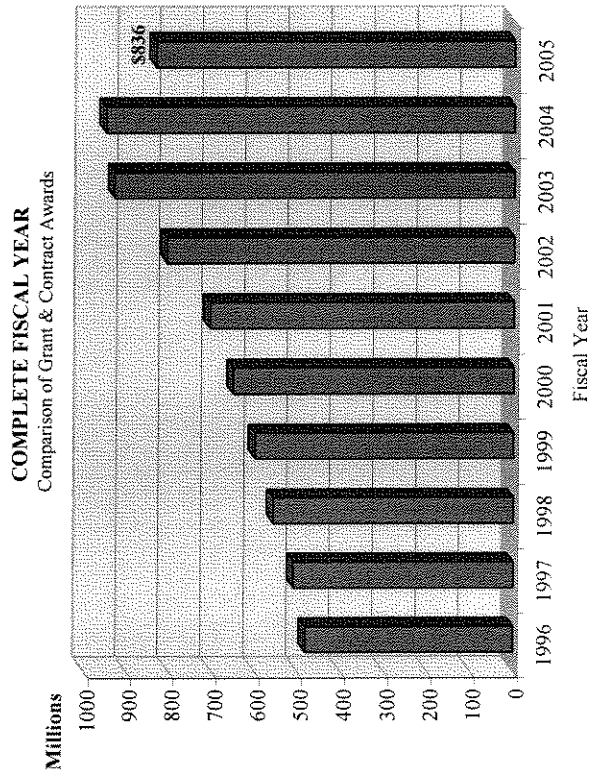
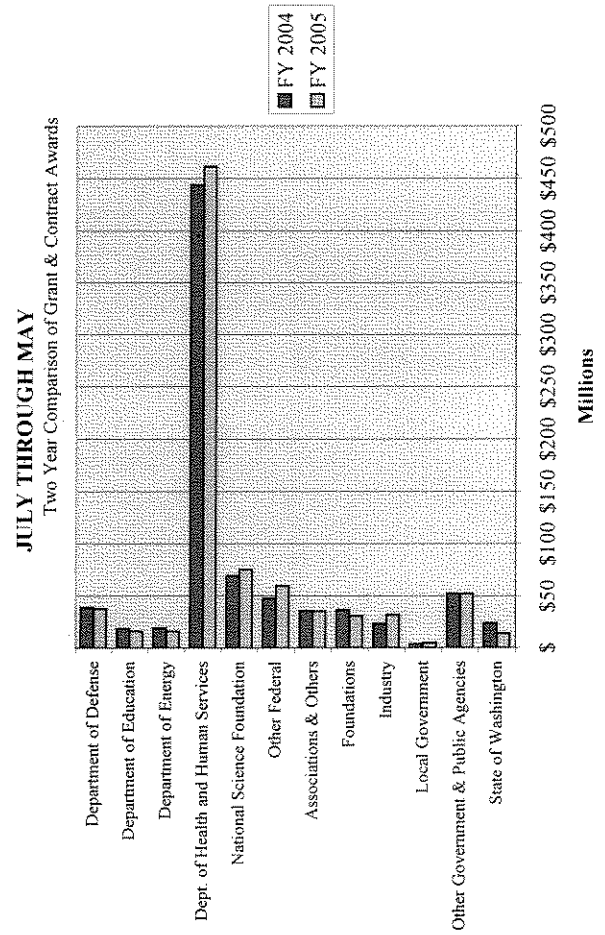
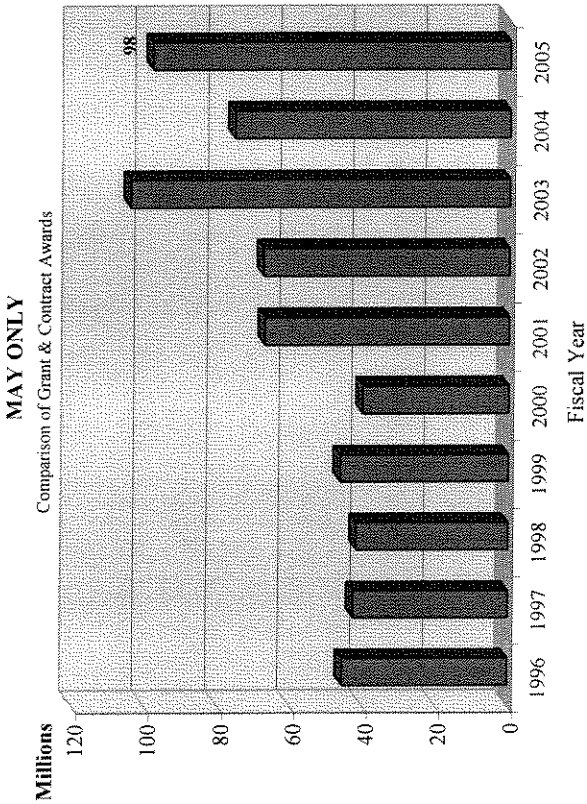
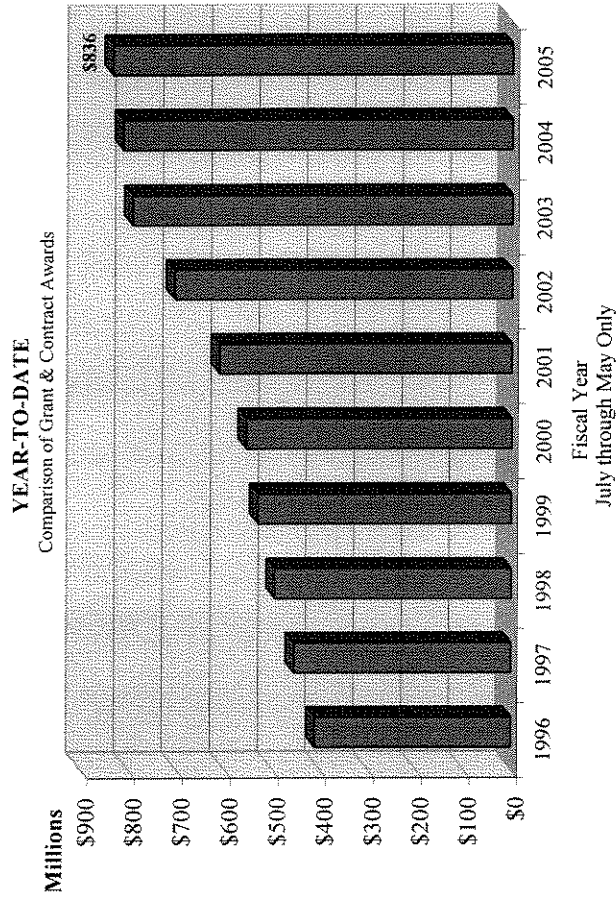
	Page
Award Highlights	2
Graphic Summary of Award Activity	3
Summary of Grant and Contract Awards	4
Comparison of Grant and Contract Awards by Agency	5
Comparison of Grant and Contract Awards by School/College	6
Listing of Awards for College of Arts and Sciences by Department	7
Summary of Grant Awards - Excluding Private Awards	8
Summary of Private Grant Awards	9
Summary of Contract Awards	10

---

## MAY HIGHLIGHTS

The United States Army Medical Research and Materiel Command awarded a grant in the amount of \$433,565 for a project under the direction of Professor Patrick S. Stayton of the Bioengineering Department entitled “Smart Polymeric Carriers for Enhanced Antisense Breast Cancer Therapy.” This research involves the design and synthesis of “smart” polymer carriers that direct and enhance the intracellular delivery of therapeutic antisense oligodeoxynucleotides (ASODN) in breast cancer cells leading to significantly enhanced breast cancer therapy. The hypothesis is that this delivery method will cause cell death, regression of tumor size and increase survival rates.

The Health Resources and Services Administration awarded a three year renewal grant in the amount of \$676,192 for a project under the direction of Assistant Dean David A. Acosta of the School Of Medicine entitled “Health Careers Opportunities Program (HCOP).” The goal of this program is to assist individuals from disadvantaged background to enter and graduate from a health or allied health professional program. It also helps transition entering medical students into the medical school curriculum. The HCOP supports a comprehensive regional approach to health careers recruitment and retention in the states of Washington, Wyoming, Alaska, Montana and Idaho.



**Summary of Grant and Contract Awards**  
**Fiscal Year 2004-2005**

<b>Month</b>	<b>RESEARCH</b>		<b>TRAINING</b>		<b>Total Grants and Contracts</b>
	<b>Federal</b>	<b>Non-Federal</b>	<b>Federal</b>	<b>Non-Federal</b>	
July	\$59,948,697	\$15,490,944	\$6,142,165	\$2,586,862	\$84,168,668
August	\$82,841,472	\$16,029,595	\$8,528,029	\$2,376,175	\$109,775,271
September	\$97,039,843	\$14,184,402	\$13,804,079	\$4,691,741	\$129,720,065
October	\$47,512,914	\$15,994,709	\$10,144,334	\$5,762,687	\$79,414,644
November	\$11,718,550	\$12,792,667	\$7,763,675	\$1,809,803	\$34,084,695
December	\$22,620,816	\$11,009,686	\$11,259,228	\$936,242	\$45,825,972
January	\$27,733,231	\$10,607,078	\$4,901,594	\$1,637,010	\$44,878,913
February	\$41,430,820	\$11,310,474	\$1,776,769	\$1,550,461	\$56,068,524
March	\$52,832,824	\$13,845,841	\$6,890,359	\$2,415,270	\$75,984,294
April	\$63,412,911	\$9,308,697	\$3,813,694	\$1,207,004	\$77,742,306
May	\$52,204,121	\$11,900,725	\$32,650,252	\$1,556,419	\$98,311,517
June					
<b>Current Year to Date</b>	<b>\$559,296,199</b>	<b>\$142,474,818</b>	<b>\$107,674,178</b>	<b>\$26,529,674</b>	<b>\$835,974,869</b>
<b>Previous Year to Date</b>	<b>\$565,861,529</b>	<b>\$140,760,922</b>	<b>\$72,700,117</b>	<b>\$34,718,839</b>	<b>\$814,041,407</b>
<b>Over (Under) Previous Year</b>	<b>(\$6,565,330)</b>	<b>\$1,713,897</b>	<b>\$34,974,061</b>	<b>(\$8,189,165)</b>	<b>\$21,933,463</b>

Assuming acceptance of all awards by the Board of Regents



**Comparison of Grant and Contract Awards by Agency**  
**Fiscal Years 2003-2004 and 2004-2005**

Agency	July-May FY04	July-May FY05
Department of Defense	\$38,943,980	\$37,769,272
Department of Education	\$18,683,813	\$16,099,924
Department of Energy	\$19,190,809	\$16,199,724
Dept. of Health and Human Services	\$444,218,707	\$461,607,768
National Science Foundation	\$69,865,994	\$75,558,784
Other Federal	\$47,658,343	\$59,734,905
<b>Subtotal for Federal:</b>	<b>\$638,561,646</b>	<b>\$666,970,377</b>
Associations .Others	\$35,547,345	\$35,240,372
Foundations	\$36,680,451	\$30,799,575
Industry	\$23,402,851	\$31,946,591
Local Government	\$3,730,671	\$4,680,404
Other Government and Public Agencies	\$52,338,436	\$52,430,106
State of Washington	\$23,780,007	\$13,907,444
<b>Subtotal for Non-Federal:</b>	<b>\$175,479,761</b>	<b>\$169,004,492</b>
<b>Grand Total :</b>	<b>\$814,041,407</b>	<b>\$835,974,869</b>
<b>Amount of Increase (Decrease):</b>		<b>\$21,933,463</b>
<b>Percent of Increase (Decrease):</b>		<b>2.7%</b>

Assuming acceptance of all awards by the Board of Regents

**Comparison of Grant and Contract Awards by School/College**  
**Fiscal Years 2003-2004 and 2004-2005**

<b>School/College</b>	<b>July-May FY04</b>	<b>July-May FY05</b>
<b>Upper Campus</b>		
Achitecture and Urban Planning	\$2,096,034	\$823,063
Arts and Science	\$87,396,873	\$67,588,318
Business Administration	\$13,303	\$396,250
Education	\$8,822,073	\$11,823,514
Engineering	\$72,250,330	\$67,292,553
Evans School of Public Affairs	\$13,187,058	\$8,925,167
Forest Resources	\$5,768,057	\$6,064,729
Graduate School	\$3,071,101	\$4,008,625
Information School	\$1,488,175	\$1,379,930
Law	\$36,000	\$2,306,775
Ocean and Fishery Sciences	\$60,307,722	\$69,363,689
Office of Research	\$9,397,916	\$16,247,994
Social Work	\$27,867,245	\$15,738,716
Undergraduate Education	\$118,897	\$141,666
<b>Subtotal :</b>	<b>\$291,820,784</b>	<b>\$272,100,989</b>
<b>Health Sciences</b>		
Dentistry	\$14,028,584	\$13,246,141
Medicine	\$401,218,707	\$401,834,109
Nursing	\$15,527,665	\$12,507,301
Pharmacy	\$12,216,657	\$14,386,160
Public Health and Community Medicine	\$50,941,144	\$72,247,051
<b>Subtotal :</b>	<b>\$493,932,757</b>	<b>\$514,220,762</b>
<b>Special Programs</b>		
Health Sciences Special Programs	\$18,169,528	\$36,606,521
Other Special Programs	\$9,453,460	\$10,924,949
<b>Subtotal :</b>	<b>\$27,622,988</b>	<b>\$47,531,470</b>
<b>Branch Campuses</b>		
Branch Campuses (Bothell)	\$501,978	\$1,733,162
Branch Campuses (Tacoma)	\$162,900	\$388,486
<b>Subtotal :</b>	<b>\$664,878</b>	<b>\$2,121,648</b>
<b>Grand Total :</b>	<b>\$814,041,407</b>	<b>\$835,974,869</b>

Assuming acceptance of all awards by the Board of Regents

---



---

**List of Awards for Arts and Sciences**

<b>Department</b>	<b>July-May FY04</b>	<b>July-May FY05</b>
Center for Humanities	\$10,000	\$0
Center for Statistics and the Social Sciences	\$1,021,857	\$876,482
Center for Studies in Demography and Ecology	\$2,948,066	\$1,474,457
College of Arts and Sciences	\$0	\$1,150,692
Department of Anthropology	\$635,308	\$334,398
Department of Applied Mathematics	\$1,697,970	\$522,378
Department of Asian Languages and Literature	\$0	\$10,000
Department of Astronomy	\$2,111,437	\$2,044,980
Department of Atmospheric Sciences	\$8,410,084	\$5,051,157
Department of Biology	\$13,005,552	\$4,967,628
Department of Chemistry	\$18,633,556	\$16,487,788
Department of Classics	\$44,656	\$0
Department of Communication	\$644,744	\$889,500
Department of Earth and Space Sciences	\$6,262,047	\$7,718,232
Department of Economics	\$0	\$18,052
Department of English	\$3,000	\$0
Department of Geography	\$1,382,174	\$364,528
Department of Germanics	\$44,000	\$36,000
Department of History	\$183,805	\$120,000
Department of Mathematics	\$1,400,147	\$4,019,888
Department of Near Eastern Languages & Civilization	\$331,350	\$2,000
Department of Physics	\$8,780,732	\$10,310,852
Department of Political Science	\$288,570	\$290,964
Department of Psychology	\$7,996,883	\$5,869,007
Department of Scandinavian Languages and Literature	\$27,273	\$27,273
Department of Sociology	\$361,006	\$0
Department of Speech and Hearing Sciences	\$1,797,808	\$683,283
Department of Statistics	\$1,373,595	\$1,204,702
Henry M. Jackson School of International Studies	\$5,218,640	\$2,127,289
Institute for Nuclear Theory	\$2,368,900	\$195,000
Public Performing Arts	\$36,880	\$73,390
School of Art	\$0	\$127,400
School of Music	\$0	\$11,180
Sociology	\$0	\$22,718
Thomas Burke Memorial Washington State Museum	\$376,833	\$554,145
Undergraduate Studies	\$0	\$2,955
	<hr/>	<hr/>
	<b>\$87,396,873</b>	<b>\$67,588,318</b>

**Assuming acceptance of all awards by the Board of Regents**

## Summary of Grant Awards

Fiscal Year 2004-2005

(Excluding Private Awards from Foundations, Industry, Associations and Other)

Month	RESEARCH		TRAINING		Total Grants
	Federal	Non-Federal	Federal	Non-Federal	
July	\$55,974,193	\$6,566,850	\$5,628,040	\$419,247	\$68,588,330
August	\$81,537,111	\$3,607,384	\$8,409,062	\$286,194	\$93,839,751
September	\$91,915,174	\$4,443,388	\$13,472,578	\$2,050,573	\$111,881,713
October	\$38,700,760	\$3,127,126	\$10,006,094	\$587,266	\$52,421,246
November	\$10,112,191	\$5,475,868	\$7,364,454	\$195,093	\$23,147,606
December	\$19,875,113	\$3,182,322	\$11,174,372	\$73,083	\$34,304,890
January	\$26,584,659	\$2,100,436	\$4,807,682	\$239,176	\$33,731,953
February	\$36,529,612	\$2,205,423	\$1,624,455	\$154,265	\$40,513,755
March	\$47,985,036	\$3,279,607	\$6,575,843	\$151,305	\$57,991,791
April	\$58,149,265	\$2,520,928	\$3,743,574	\$71,137	\$64,484,904
May	\$45,389,560	\$2,823,017	\$32,446,328	\$43,172	\$80,702,077
June					
<b>Year to Date</b>	<b>\$512,752,674</b>	<b>\$39,332,349</b>	<b>\$105,252,482</b>	<b>\$4,270,511</b>	<b>\$661,608,016</b>

Assuming acceptance of all awards by the Board of Regents

---

---

## Summary of Grant Awards

Fiscal Year 2004-2005

(Private Awards from Foundations, Industry, Associations and Other)

---

Month	RESEARCH	TRAINING	Total Grants
July	\$4,689,311	\$1,326,279	\$6,015,590
August	\$6,122,163	\$1,311,941	\$7,434,104
September	\$4,654,889	\$1,752,306	\$6,407,195
October	\$9,071,080	\$602,381	\$9,673,461
November	\$4,857,082	\$1,482,411	\$6,339,493
December	\$4,783,350	\$670,728	\$5,454,078
January	\$5,950,843	\$826,739	\$6,777,582
February	\$5,409,443	\$402,095	\$5,811,538
March	\$7,274,343	\$1,773,104	\$9,047,447
April	\$3,484,973	\$953,401	\$4,438,374
May	\$6,057,011	\$1,059,754	\$7,116,765
June			
Year to Date	\$62,354,488	\$12,161,139	\$74,515,627

---

---

Assuming acceptance of all awards by the Board of Regents

## Summary of Contract Awards

Fiscal Year 2004-2005

Month	RESEARCH		TRAINING		Total Contracts
	Federal	Non-Federal	Federal	Non-Federal	
July	\$3,974,504	\$4,234,783	\$514,125	\$841,336	\$9,564,748
August	\$1,304,361	\$6,300,048	\$118,967	\$778,040	\$8,501,416
September	\$5,124,669	\$5,086,125	\$331,501	\$888,862	\$11,431,157
October	\$8,812,154	\$3,796,503	\$138,240	\$4,573,040	\$17,319,937
November	\$1,606,359	\$2,459,717	\$399,221	\$132,299	\$4,597,596
December	\$2,745,703	\$3,044,014	\$84,856	\$192,431	\$6,067,004
January	\$1,148,572	\$2,555,799	\$93,912	\$571,095	\$4,369,378
February	\$4,901,208	\$3,695,608	\$152,314	\$994,101	\$9,743,231
March	\$4,847,788	\$3,291,891	\$314,516	\$490,861	\$8,945,056
April	\$5,263,646	\$3,302,796	\$70,120	\$182,466	\$8,819,028
May	\$6,814,561	\$3,020,697	\$203,924	\$453,493	\$10,492,675
June					
<b>Year to Date</b>	<b>\$46,543,525</b>	<b>\$40,787,981</b>	<b>\$2,421,696</b>	<b>\$10,098,024</b>	<b>\$99,851,226</b>

Assuming acceptance of all awards by the Board of Regents

---

---

**Report of Grant and Contract Awards  
Of \$1,000,000 or More**

**May 2005**

**Requiring Action of  
The Board of Regents**

**of the  
University of Washington**

**Office of Research  
Office of Sponsored Programs**

---

---

## Table of Contents

	Page
Detail of Grant Awards - Excluding Private Grants	2
Detail of Contracts	4



Detail of Grant Awards (Excluding Private Awards) for  
May 2005

**FEDERAL**

**DEPT. OF HEALTH AND HUMAN SERVICES**

**Health Resources and Services Administration**

To: KING K. HOLMES, PROFESSOR \$14,615,361  
DEPARTMENT OF MEDICINE  
For: INTERNATIONAL AIDS EDUCATION AND TRAINING CENTER  
  
Eff: 5/1/2005

**National Cancer Institute**

To: PAUL H. LANGE, PROFESSOR/DIRECTOR \$2,117,386  
DEPARTMENT OF UROLOGY  
For: MECHANISMS AND MARKERS OF PROSTATE CANCER METASTASES  
  
Eff: 5/1/2005

**National Institutes of Health**

To: SIDNEY D. NELSON, PROFESSOR/DEAN \$12,208,711  
REGIONAL PRIMATE RESEARCH CENTER  
For: WASHINGTON NATIONAL PRIMATE RESEARCH CENTER  
  
Eff: 5/1/2005

To: WILLIAM J. BREMNER, PROFESSOR/CHAIR \$2,080,705  
DEPARTMENT OF MEDICINE  
For: MALE CONTRACEPTION RESEARCH CENTER GRANT  
  
Eff: 3/1/2005

To: KENNETH A. KROHN, PROFESSOR \$1,982,228  
DEPARTMENT OF RADIOLOGY  
For: MOLECULAR IMAGING OF CANCER AND ITS RESPONSE TO THERAPY  
  
Eff: 3/1/2005

To: WILLIAM J. BREMNER, PROFESSOR/CHAIR \$1,598,932  
DEPARTMENT OF MEDICINE  
For: NICHD POPULATION RESEARCH CENTER GRANT  
  
Eff: 4/1/2005

Detail of Grant Awards (Excluding Private Awards) for  
May 2005

To: ALAN CHAIT, PROFESSOR \$1,554,131  
DEPARTMENT OF MEDICINE  
For: PATHOBIOLOGY OF MACROVASCULAR DISEASE IN DIABETES

Eff: 4/1/2005

To: LAWRENCE A. LOEB, PROFESSOR \$1,051,388  
DEPARTMENT OF PATHOLOGY  
For: MEDICAL SCIENTIST TRAINING PROGRAM

Eff: 7/1/2005

Dept. of Health and Human Services Subtotal:

---

\$37,208,842

**Total for Federal:**

---

---

\$37,208,842

Detail of Contract Awards for  
May 2005

**FEDERAL**

**DEPT. OF HEALTH AND HUMAN SERVICES**

**National Institutes of Health**

To: WILLIAM R. MORTON, DIRECTOR \$3,053,333  
For: REGIONAL PRIMATE RESEARCH CENTER  
SIMIAN VACCINE EVALUATION UNITS

Eff: 4/1/2001

To: DEBORAH A. NICKERSON, PROFESSOR \$2,274,117  
For: GENOME SCIENCES  
UW NHBLLI RESEQUENCING CENTER

Eff: 9/30/2004

**Dept. of Health and Human Services Subtotal:**

---

\$5,327,450

**Total for Federal:**

---

---

\$5,327,450

**Total Awards \$1,000,000 or Greater:**

---

---

\$42,536,292

VII. STANDING COMMITTEE

B. Finance, Audit and Facilities Committee

*In Joint Session With*

A. Academic and Student Affairs Committee

UW Medicine Review Committee Report – Achieving Excellence in Compliance

Information not yet available.

## VII. STANDING COMMITTEES

## B. Finance, Audit and Facilities Committee

**ACTIONS TAKEN UNDER DELEGATED AUTHORITY**  
**Reported to the Finance, Audit & Facilities Committee**  
**July 21, 2005**

Pursuant to the Standing Orders of the Board of Regents, Delegation of Authority, and to the delegation of authority from the President of the University to the Executive Vice President in Executive Order No. 1, to take action for projects or contracts that exceed \$1,000,000 in value or cost but are less than \$5,000,000, the Administration may approve and execute all instruments.

**Part I: Report of Actions Taken Under General Delegated Authority**

**Project Name: Red Square Seismic Joint Repairs – Project No. 10311**

**Action Reported: Contract Award and a Budget Decrease of more than 10%**

On June 30, 2005 a construction contract was awarded to David L Sack Construction Co. Inc., in the amount of \$328,143 for the Red Square Seismic Joint Repairs project. Two bids were received for the project the low bid was \$328,143 and the high bid was \$410,350. David L Sack has completed H-Wing Minus 2 Lift Station on campus. David L Sack has also completed other projects outside the University including seismic improvements to seven Seattle schools, monorail pedestrian bridge and Lynnwood wastewater improvements. The project budget has been reestablished at \$592,069.

The base scope of the project was to replace the leaking seismic joint adjoining Meany Hall and the Central Parking Garage, repair the rusted HVAC plenum in the Meany Hall basement mechanical room and repair the leaking joint at the Kane Hall columns. Repairing the seismic joints adjoining Odegaard Undergraduate Library and Kane Hall to the Central Parking garage were packaged as bid alternates.

The original budget of \$1,070,000 included funds for the design and construction of the bid alternate work. Funding from the 2005-2007 biennium was less than requested so the alternates were not awarded. The project budget is reduced from \$1,070,000 to \$592,069 to reflect the current scope. Construction is anticipated to begin in mid-July 2005 and be complete in November 2005. Repair of the bid alternate areas is expected to occur in the 07-09 biennium in a new project.

Funding is from Building Renewal State funds from the 2003-2005 and 2005-2007 bienniums.

<b>Budget Summary:</b>	<b>Current Approved Budget</b>	<b>Forecast Cost At Completion</b>
Total Consultant Svcs	\$121,584	\$104,540
Total Construction Cost	\$827,641	\$410,572
Other Costs	\$43,969	\$20,550
Project Administration	\$76,806	\$56,407
<b>Total Project Budget</b>	<b>\$1,070,000</b>	<b>\$592,069</b>

**Project Name: Raitt & Savery Hall Masonry Abatement Project No: 10441**  
**Action Reported: Contract Award and Budget Decrease of more than 10%**

On June 20, 2005 a construction contract was awarded to Extreme Coatings, Inc., (ECI) in the amount of \$906,404 for the Raitt Hall Masonry Abatement project. Six bids were received for the project. The low bid was \$906,404 and the high bid was \$1,393,500. ECI recently completed a project at Fresno Dam, in Havre, Montana which renovated the gatehouse listed on the National Registry of Historic Places. This gatehouse project included hazardous coatings removal and asbestos abatement similar to the Raitt Hall project. ECI has also performed coatings removal on all kinds of projects including potable water reservoirs, dam structures, and bridges over water, and public buildings for Gifford Pinchot National Forest. The project budget has been reestablished at \$2,205,000.

The original scope of this project was to abate the existing terra cotta, brick, and stone facades of the 1916 Raitt Hall, 1917-1920 Savery Hall. An existing asbestos containing coating applied to the Raitt and Savery Halls in the 1950's has failed and must be removed to facilitate future renovation and continued building maintenance. The project was originally also to restore the landscape for both buildings.

During design, the University did receive planning funds as part of the 2005-2007 biennium capital budget for Savery Hall. The decision was made to transfer the Savery Hall abatement and landscape work from this project to the Savery Hall building renovation project.

The project scope now includes abatement of the existing facade at Raitt Hall, as well as waterproofing and landscaping at Raitt Hall. The original project budget of \$3,600,000 is now reestablished at \$2,205,000. Funding is available from the 2004 Supplemental Capital Budget.

Construction activity for the ECI construction contract is anticipated to start in July 2005 and be complete in January 2006.

<b>Budget Summary:</b>	<b>Current Approved Budget</b>	<b>Forecast Cost At Completion</b>
Total Consultant Svcs	\$447,368	\$483,441
Total Construction Cost	\$1,526,629	\$1,426,963
Equipment Costs	\$0	\$0
Other Costs	\$43,428	\$36,459
Project Administration	\$157,575	\$157,575
<b>Total Project Budget</b>	<b>\$2,205,000</b>	<b>\$2,104,438</b>

**Sand Point Building 25 Core and Shell Project No. 200787**  
**Action Reported: Architect Appointment and Establish Project Budget**

On June 23, 2005 a contract for Architectural services was awarded to ARC Architects, for the Sand Point Building 25 Core and Shell/Demolition and Abatement project. ARC Architects has completed multiple projects at Sand Point, Harborview, and the Seattle Campus. The project budget has been established at \$1,621,866.

This project will demolish the interior of Building 25 at Sand Point and upgrades the exterior of the building. Building 25 is a 4 story building (basement included) of approximately 28,050 gross square feet that was constructed in 3 phases between 1927 and 1940. Building 25 is historically significant; certain interior elements including interior hallways on the first floor will be retained. The interior demolition will include removal of existing mechanical, electrical, plumbing, communication systems and non-structural partitions and hazardous materials. The project will also include the demolition and installation of a new roof as well as cleaning and sealing of the masonry and window replacement at the basement and third floor.

When completed, this project will make the core and shell of Building 25 ready for future tenant improvement work. Discussions are underway with academic units to determine the program for the tenant improvement project. A future project will be established to provide the tenant improvements to the building.

This project budget is \$1,621,866 which is to be funded in phases with the initial funding by UW Central Funds for the design phase. Additional funding from UW central funds will be necessary to perform the demolition and exterior improvement work.

Demolition and exterior improvements are anticipated to start in February 2006 and be complete in August 2006 subject to future funding.

<b>Budget Summary:</b>	<b>Current Approved Budget</b>	<b>Forecast Cost At Completion</b>
Total Consultant Svcs	\$182,015	\$182,015
Total Construction Cost	\$1,290,899	\$1,290,899
Other Costs	\$46,829	\$46,829
Project Administration	\$102,123	\$102,123
<b>Total Project Budget</b>	<b>\$1,621,866</b>	<b>\$1,621,866</b>

**Johnson Hall QRC Freezers, Project No. 10559**  
**Action Reported - Contract Award and Budget Increase**

On April 14, 2005 a construction contract was awarded to Western Ventures Construction, Inc. in the amount of \$1,020,000 for the Johnson Hall QRC Freezers project. Three bids were received for the project, and the range between the bids was \$1,020,000 to \$1,090,000. Western Ventures is a local general contractor based out of Mountlake Terrace, WA. They have successfully completed numerous projects at the University of Washington. The project budget has been reestablished at \$1,669,000.

This project is for the replacement and renovation of the Johnson Hall QRC Freezers refrigeration systems. This work includes replacing the individual refrigeration compressor with a central plant, replacing the freezers fan-coil (evaporators) within the freezers, providing a rated enclosure around the new refrigeration compressor and providing code required ventilation and refrigeration monitoring. The renovated freezers will be provided with ventilation air from a medical air rated compressor. All electrical service will be upgraded to meet current code requirements. The project is anticipated to be completed by September 9, 2005.

The approved project budget was \$1,391,116. During design, the scope was increased to coordinate tie-in with the main Johnson Hall Renovation project and to accommodate the low velocity air flow requirements of the Department of Earth and Space Sciences. The forecast cost of the project at time of bid was \$1,500,000 to account for these scope changes and material cost escalation. Additional funding was received to allow award of the base contract and bid Alternate No. 2 to relocate an existing wall, taking the project budget to \$1,669,000. Funding is available from Program Renewal funds.

<b>Budget Summary:</b>	<b>Current Apprv'd Budget</b>	<b>Forecast Cost At Completion</b>
Total Consultant Svcs	\$ 214,295	\$164,049
Total Construction Cost	\$1,004,224	\$1,353,975
Other Costs	\$ 47,000	\$25,379
Project Administration	\$ 125,597	\$125,597
<b>Total Project Budget</b>	<b>\$1,391,116</b>	<b>\$1,669,000</b>



## **Part II: Report of Actions Taken Under Specific Delegated Authority**

### **Savery Hall Renovation**

#### **Action Reported: Architect Appointment**

In June 2005, authority was delegated to the President to award design contracts for the Clark Hall Renovation project. SRG Partnership, Inc., was recommended as the most qualified firm by the Architectural Commission as described below. It is intended that this project will be brought back to the Board of Regents in November, near the end of the pre-design activity, to request approval to establish the budget, request use of an alternative public works contracting method, and request delegated authority to award the construction contract.

Savery Hall, located on the Arts and Sciences Quadrangle of the Seattle campus, was built in two phases. The north structure was built in 1916 and the south addition in 1919. Savery Hall is a major instructional building with 35 percent of its assignable area used as classrooms. There are 25 general assignment classrooms in Savery Hall, with a total of 1,025 seats. Savery Hall houses the College of Arts and Sciences' Departments of Economics, Philosophy, and Sociology, and also provides space for the Center of Social Science Computation and Research (CSSCR), a computer resource center that provides facilities and support of all the social science units. The project is proposed to renew the facility for the current occupants.

Savery Hall has been identified as one of the most critical renovation projects on the Seattle Campus. A comprehensive remodel will be required of most of the building's occupied areas. The project scope is proposed to include correction of seismic deficiencies, as well as a replacement of the electrical, lighting, mechanical, and communications systems. Adding a second elevator, replacement of the existing elevator, modifications to restrooms, ramping and other access improvements will also be included in the renovation to bring this heavily used instructional building into current ADA compliance. The current project scope and budget includes an additional 10,000 assignable square feet, in the current unused attic space.

On April 28, 2005, the Capital Projects Office advertised for firms interested in providing architectural services for the Savery Hall Renovation project. Ten firms submitted qualifications, and on June 2, 2005, a selection committee identified three finalists for interviews. The selection committee included the College of Arts and Sciences, Classroom Support Services, Capital and Space Planning Office, Capital Projects Office and a Board member from the Seattle Chapter of the AIA. On June 20-21, 2005 the Architectural Commission conducted interviews and recommended that SRG Partnership be appointed design architect for this project.

SRG Partnership Inc. is an architectural design firm with offices in Portland, OR and Seattle, WA. The primary team members have worked together extensively on similar complex renovation projects as well as other major public projects. SRG was selected for its in-depth knowledge of academic buildings and their extensive experience in building renovations, especially the Washington State Legislative Building. This firm has a proven track record in the responsive use of State funding, successful pre-design reports, and LEED certified projects.

The preliminary project budget is \$64,127,000. Funding has been approved by the State Legislature for the pre-design phase and has been appropriated for the design phase, which funds are contingent upon receipt of an acceptable pre-design report by the end of 2005. Construction funding will be requested in the 07-09 biennium.

<b>Budget Summary:</b>	<b>Preliminary Budget</b>	<b>Forecast Cost At Completion</b>
Total Consultant Services	\$6,671,345	\$6,671,345
Total Construction Cost	\$50,230,505	\$50,230,505
Other Costs	\$4,313,285	\$4,313,285
Project Administration	\$2,911,865	\$2,911,865
<b>Total Project Budget*</b>	<b>\$64,127,000</b>	<b>\$64,127,000</b>

\* Includes escalation of \$10,018,399

### **Clark Hall Renovation**

#### **Action Reported: Architect Appointment**

In June 2005, authority was delegated to the President to award design contracts for the Clark Hall Renovation project. Mahlum Architects was recommended as the most qualified firm by the Architectural Commission as described below. It is intended that this project will be brought back to the Board of Regents in November, near the end of the pre-design activity, to request approval to establish the budget, request use of an alternative public works contracting method, and request delegated authority to award the construction contract.

Clark Hall, constructed in 1896, is one of the oldest buildings on the Seattle campus. It is on the Washington Heritage Register and originally served as the women's dormitory building and now houses instructional programs for the Navy, Army and Air Force students pursuing a University of Washington degree. The building has 30,568 gross square feet and is primarily used for instructional space and offices, including three general assignment classrooms with a total of 85 stations, one class laboratory, and three computer laboratories.

The project scope will include correction of seismic deficiencies of this wood frame masonry building. The renovation will include upgrading all major building systems, correcting seismic deficiencies, improving accessibility, including adding an elevator, addressing life and safety code conditions, performing asbestos abatement, and providing updated facilities for instructional programs. All electrical, lighting, mechanical, and communications systems will be replaced and the windows and doors will be upgraded to correct code deficiencies and reduce operating costs. An elevator will be added to this

three-story building and access to restrooms throughout the building will be improved to bring the facility into current ADA compliance. The building exterior will be completely renewed to stop the water infiltration currently penetrating the masonry walls. A major renovation will also allow for changes that make more efficient use of the existing space.

On April 28, 2005, the Capital Projects Office advertised for firms interested in providing architectural services for the Clark Hall Renovation project. Eight firms submitted qualifications and on May 31, 2005, a selection committee identified three finalists for interviews. The selection committee included representatives from CASPO, Classroom Support Services, Naval Science, Capital Projects Office and the University's Architectural Advisor. On June 20-21, 2005 the Architectural Commission conducted interviews and recommended that Mahlum Architects be appointed design architect for this project.

Mahlum Architects has worked on 14 projects on the University's campus, including the Suzallo Library Renovation and the William H. Gates School of Law. They have performed 15 pre-design studies for the State of Washington, with 14 having received funding and one currently being reviewed. They are experienced both in renovation and new construction, and have completed a wide variety of projects for higher education clients in the region.

The preliminary project budget is \$18,300,000. Funding has been approved by the State Legislature for the pre-design phase and has been appropriated for the design phase, which funds are contingent upon receipt of an acceptable pre-design report by the end of 2005. Construction funding will be requested in the 07-09 biennium

<b>Budget Summary:</b>	<b>Preliminary Budget</b>	<b>Forecast Cost At Completion</b>
Total Consultant Services	\$2,268,591	\$2,268,591
Total Construction Cost	\$13,779,622	\$13,779,622
Other Costs	\$1,133,989	\$1,133,989
Project Administration	\$1,117,798	\$1,117,798
<b>Total Project Budget*</b>	<b>\$18,300,000</b>	<b>\$18,300,000</b>

\* Includes escalation of \$2,109,506

**Playhouse Theater Renovation**  
**Action Reported: Architect Appointment**

In June 2005, authority was delegated to the President to award design contracts for the Playhouse Theater Renovation project. LMN Architects was recommended as the most

qualified firm by the Architectural Commission as described below. It is intended that this project will be brought back to the Board of Regents in November, near the end of the pre-design activity, to request approval to establish the budget, and request delegated authority to award the construction contract.

It is intended that this project will be brought back to the Board of Regents in November, near the end of the pre-design activity, to request approval to establish the budget, and request delegated authority to award the construction contract.

The Playhouse Theater, constructed in 1931 and substantially renovated in 1968, is a one story brick building with a small partial basement totaling 10,137 gross square feet and a seating capacity of just over 200. The Playhouse Theater is assigned to the School of Drama, one of the most renowned drama departments in the United States. The facility is a mainstay of its teaching program and offers students an intensively used venue to stage at least two productions a quarter. Because this heavily used theater is wood framed construction with un-reinforced brick, it poses seismic stability concerns in the event of a major earthquake. Despite the building's intense use, the antiquated infrastructure also makes the building difficult to use for instruction and performances. For example, the heating and ventilation systems are in such poor condition that patrons often complain and students are forced to rehearse with gloves and coats on in winter.

The renovation will include upgrading all major building systems; improving accessibility, seismic resistance, and life and safety code conditions; performing asbestos abatement; and providing updated facilities for theater instruction and performance. Disability access will be improved to bring the building into current ADA compliance.

On April 28, 2005, the Capital Projects Office advertised for firms interested in providing architectural services for the Playhouse Theater Renovation project. Nine firms submitted qualifications and on June 2, 2005, a selection committee identified three finalists for interviews. The selection committee included representatives from the UW School of Drama, Capital Projects Office, CASPO, the College of Arts and Sciences and the University's Architectural Advisor. On June 21, 2005 the Architectural Commission conducted interviews and recommended that LMN Architects be appointed design architect for this project.

LMN Architects, established in Seattle in 1979, has grown to include a professional staff of approximately 100. The firm has designed and renovated more than 30 performance facilities, ranging in size from the \$800,000 Performing Arts Center Renovation @ Western Washington University to the \$90 million rebirth of the Seattle Opera House into Marion Oliver McCaw Hall @ Seattle Center. LMN has completed over 25 projects for the University of Washington, including Programming, Predesign and Design of a wide variety of facilities and building types.

The preliminary project budget is \$7,120,000. Funding has been approved by the State Legislature for the pre-design phase and has been appropriated for the design phase, which

funds are contingent upon receipt of an acceptable pre-design report by the end of 2005. Construction funding will be requested in the 07-09 biennium.

<b>Budget Summary:</b>	<b>Preliminary Budget</b>	<b>Forecast Cost At Completion</b>
Total Consultant Services	\$953,107	\$953,107
Total Construction Cost	\$5,047,872	\$5,047,872
Other Costs	\$434,852	\$434,852
Project Administration	\$684,169	\$684,169
<b>Total Project Budget*</b>	<b>\$7,120,000</b>	<b>\$7,120,000</b>

\* Includes escalation of \$690,722

**VII. STANDING COMMITTEES****B. Finance, Audit and Facilities Committee****2006 State Operating and Capital Supplemental Budget Requests**

During its 2006 session, the State legislature will consider supplemental operating and capital budget requests that could provide state agencies with additional funding for the second year of the 2005-07 biennium – the July 1, 2006 through June 30, 2007 time period.

**State Schedule**

Mid-July – receive 2006 supplemental budget request instructions from Office of Financial Management

Mid-October – 2006 supplemental budget requests due to Office of Financial Management

Mid-December – Governor submits 2006 supplemental budget request to the legislature

Mid-January through mid-March – legislative consideration of 2006 supplemental budget requests

**UW Regents Schedule**

July meeting – general discussion

September meeting – administration proposed 2006 supplemental budget request

October meeting – Board adopts UW 2006 supplemental budget request

**Normal Guidelines for Submitting Supplemental Budget Requests**

Under the standard guidelines that the Office of Financial Management provides for supplemental budget requests, only requests that meet one or more of the following criteria will be considered:

## VII. STANDING COMMITTEES

### B. Finance, Audit and Facilities Committee

#### 2006 State Operating and Capital Supplemental Budget Requests (continued p. 2)

the request is the result of some sort of emergency situation;

the request results from an emergent situation that developed since the original biennial budget was adopted; and/or

the request results from some new regulatory requirement.

While these are the standard guidelines, state agencies often submit supplemental budget requests that technically do not meet these guidelines.

#### **State Budget Context**

The financial picture for the State General Fund is improving. In the June 2005 update of the State General Fund revenue forecast, expected revenues were increased by \$109 million for the 2003-05 biennium and increased by \$341 million of the 2005-07 biennium.

#### **Possible Items for the University of Washington to Include in a 2006 State Supplemental Budget Request**

##### Possible 2006 State Supplemental Operating Budget Requests

Reduction of budget cut included in the 2005-07 biennial budget

Support for research:

Resubmit a request for operations and maintenance funding for the Bioengineering and Genome Sciences Buildings

Resubmit a request for support for development of South Lake Union research infrastructure

Prepare a new research proposal aimed at the health care cost containment

Resubmit a request for support for new research initiatives

The Governor has indicated that she may want the UW to resubmit a request for funding for the Policy Consensus Center

## VII. STANDING COMMITTEES

### B. Finance, Audit and Facilities Committee

#### 2006 State Operating and Capital Supplemental Budget Requests (continued p. 3)

WSU is interested in resubmitting some sort of joint UW/WSU technology transfer proposal

#### Possible 2006 State Supplemental Capital Budget Requests

Request release of design funding for Phase II of the university's restoration program (Savery Hall, Clark Hall and the Playhouse Theatre); pre-design documents for these three projects are scheduled to be submitted to the Office of Financial Management in December

If the UW receives a federal NCRRC facilities grant for renovation of space in both H-Wing and J-Wing, submit a request for the State to provide matching funds for this grant and to accelerate a portion of the H-Wing renovation project

UW/Tacoma land acquisition and soils remediation

Debt authorization – authorize use of the State Certificate of Participation funding mechanism for Sand Point Building 25

#### Possible Policy Items to Pursue in the 2006 Legislative Session

Seek a change in public disclosure requirements related to venture, hedge and private equity investments

Seek institutional discretion to mandate that students have health insurance



**VII. STANDING COMMITTEES****B. Finance, Audit and Facilities Committee**Creation of a New Operating Fee Waiver for Certain Graduate and Professional StudentsRECOMMENDED ACTION

It is the recommendation of the administration and the Finance, Audit and Facilities Committee that the Board of Regents establish, under the authority granted by RCW 28B.15.915, an operating fee waiver for certain nonresident graduate and professional students. This operating fee waiver is being proposed to eliminate a potential competitive disadvantage in recruiting top quality graduate and professional students.

Under this operating fee waiver, beginning Autumn Quarter 2005, any graduate or professional student who has lived in the State for one year (except for students whose visa status precludes them from establishing permanent residency) will be eligible for an annual waiver of a portion of operating fees equal to the difference between resident and nonresident tuition. This operating fee waiver will be granted if the student has applied for but failed to qualify for residency under the requirements specified in WAC 250-18-03 but meets the following criteria:

the student signs a statement that they have the intent to establish permanent residency in Washington;

the student has either a Washington State Driver's License or a Washington State Identification Card;

the student is registered to vote, if eligible to vote;

the student has established a bank account under a Washington state address;

if the student owns or drives a vehicle in Washington, it is registered in Washington;

the student maintains any medical/automobile insurance independent of parents; and

the student establishes that he or she is financially independent for the current and prior calendar years.

## VII. STANDING COMMITTEES

### B. Finance, Audit and Facilities Committee

#### Creation of a New Operating Fee Waiver for Certain Graduate and Professional Students (continued p. 2)

The annual operating fee waiver will include summer quarter. Students must file a residency application annually to either become reclassified or to establish eligibility for this operating fee waiver.

#### BACKGROUND

The University of Washington enrolls a substantial number of graduate and professional students from other states. These nonresident students are assessed higher tuition rates unless they are reclassified as a resident student or are granted a nonresident tuition waiver because they hold an eligible teaching or research assistant appointment. The Washington State Legislature has adopted residency requirements (RCW 28B.15.015) and the Higher Education Coordinating Board is responsible for specification of residency criteria through the Washington Administrative Code (WAC Chapter 250-18). The University must follow state law guidelines when determining a student's residency.

WAC Chapter 250-18 was amended in July 2003 to improve the standards for determining residency. The code changes affected undergraduate, graduate, and professional students. The amendments eliminated loopholes that some students had been using to qualify as residents. Ideally, graduate and professional students would have been exempted from the changes for reasons that are discussed below, but the state residency rules apply equally to all student categories.

While the revisions to the residency requirements that were implemented in 2003 made the State's policies for determining residency for undergraduate students comparable to those of other public universities, they imposed a higher standard for graduate and professional students to obtain residency than is common at other public universities with whom we compete for students. At the graduate and professional level, most other public universities allow non-resident graduate and professional students to be reclassified as residents for tuition and fee paying purposes after they have lived in the state for one year as long as they meet requirements similar to those listed on page 1. The UW's ability to compete successfully for top quality graduate and professional students will be enhanced if the UW establishes policies affecting cost of attendance that are consistent with those of institutions with whom we compete.

Current Residency Requirements. To be classified or reclassified as a resident, for tuition and fee purposes, a student must establish a bona fide domicile in the state of Washington "primarily for purposes other than educational" for a period

## VII. STANDING COMMITTEES

### B. Finance, Audit and Facilities Committee

#### Creation of a New Operating Fee Waiver for Certain Graduate and Professional Students (continued p. 3)

of one year. To establish a bona fide domicile, a student must satisfy all of the requirements listed on page 1. In addition, by state law, a nonresident student who is enrolled for more than 6 credits a quarter “will be presumed to be in the state of Washington for primarily educational purposes,” which makes it much more difficult to establish residency. By agreement among the six public baccalaureate degree granting institutions in the state, the main way to overcome this “6 credit presumption” is by maintaining a 30 hour work week.

Recent Experience. It should be noted that most graduate and professional students applying for residency status under the new rules meet all of the requirements specified. In calendar year 2004, of the 556 graduate students who applied for resident status: 386 students (69%) met all of the requirements of WAC 250-18-030; 70 additional students (13%) likely would have qualified for residency status if they had either been employed full time during the previous year or had been enrolled for less than six credits; and 100 students (18%) failed to meet multiple requirements. In calendar year 2004, of the 106 professional students who applied for residency: 55 students (52%) met all of the requirements; 26 students (25%) likely would have qualified for residency status if they had either been employed full time during the previous year or had been enrolled for less than six credits; and 25 students (24%) failed to meet multiple requirements.

Since the 2003 rules implementation, the University has “grandfathered” the graduate and professional students under the residency requirements that were in effect at the time they entered the university.

Based upon the data from calendar year 2004 discussed above, the Office of Planning and Budgeting estimates that approximately 100 graduate and professional students per year will qualify for this proposed operating fee waiver and that approximately \$1,000,000 per year in operating fees will be waived. Because there is no offsetting State General Fund support provided for operating fee waivers granted under RCW 28B.15.915, this amount represents foregone revenue to the UW.

Recommended Changes. Graduate and professional student recruitment is of paramount importance to the University. As “cost of program” is one important consideration for graduate and professional students choosing which school to attend, we do not want to place the University of Washington at a competitive disadvantage by making the total cost of attending the UW significantly more expensive for graduate and professional students who have lived in the state for

## VII. STANDING COMMITTEES

### B. Finance, Audit and Facilities Committee

#### Creation of a New Operating Fee Waiver for Certain Graduate and Professional Students (continued p. 4)

more than a year than it is at competing programs at other public universities. Although exceptions cannot be made in the application of state residency policy, it is possible for the University to grant operating fee waivers to graduate and professional students who do not meet all of the residency requirements but do meet certain specific criteria that establish close connections to the state.

The element of residency requirements that most often prevents graduate and professional students from being classified as residents is the presumption in the requirements that if a student is enrolled for more than six credits a quarter, it is assumed that the student is in the state primarily for educational purposes. Many graduate and professional students cannot meet the 30 hour per week employment factor that is utilized in the residency requirements to overcome this presumption. Under the operating fee waiver established here, any graduate or professional student (except for students whose visa status precludes them from establishing permanent residency) who has lived in the state for at least one year, has applied for resident status and been turned down, and who meets all of the criteria listed on the first page would qualify for a waiver of a portion of operating fees equivalent to the nonresident tuition differential.

VII. STANDING COMMITTEE

B. Finance, Audit and Facilities Committee

Quarterly Investment Report, 3<sup>rd</sup> Quarter FY05

See Attached.

# UNIVERSITY OF WASHINGTON

## INVESTMENT PERFORMANCE REPORT

THIRD QUARTER FISCAL YEAR 2005

AS OF MARCH 31, 2005



TREASURER, BOARD OF REGENTS  
TREASURY OFFICE

PUBLISHED JUNE 2005

# TABLE OF CONTENTS

Treasury Assets ..... 1

Asset Allocation ..... 2

Consolidated Endowment Fund ..... 3

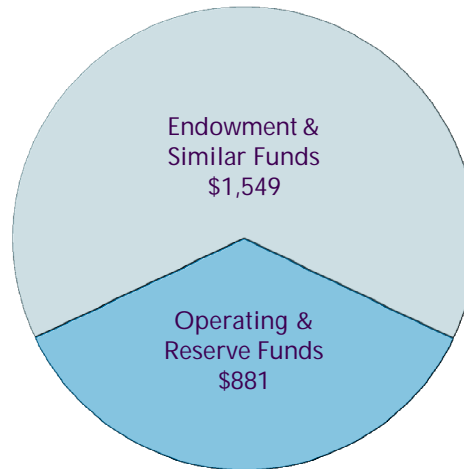
Performance Update ..... 4

Invested Funds ..... 5

# TREASURY ASSETS<sup>1</sup>

as of 3/31/05—\$2.4 Billion

*Dollars in Millions*



## Endowment & Similar Funds

Consolidated Endowment Fund <sup>2</sup>	\$1,370
Life Income Trusts	80
Outside Trusts	52
Non-CEF Endowments	23
Permanent Fund <sup>6</sup>	24
	<u>\$1,549</u>

## Operating & Reserve Funds

Invested Funds <sup>2</sup>	\$730
Portage Bay Insurance/SIRF <sup>3</sup>	46
Bond Retirement Fund <sup>4</sup>	14
Building Fund <sup>4</sup>	17
Debt Service Reserve Funds <sup>5</sup>	5
Bond Proceeds <sup>7</sup>	69
	<u>\$881</u>

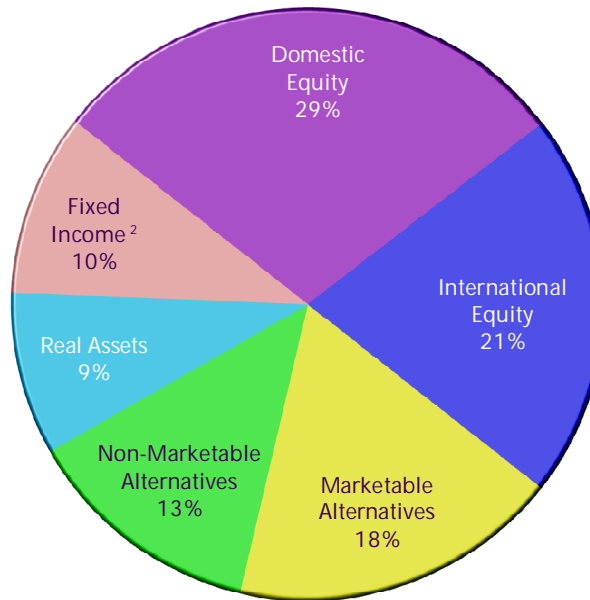
1. Includes assets whose management falls under the auspices of the Finance, Audit, & Facilities Committee of the Board of Regents. Excludes Metro Tract Bond Proceeds and Forest Trust Lands. All dollar amounts are expressed in millions and represent market values.
2. The Invested Funds holds Consolidated Endowment Fund (CEF) units valued at \$337MM. To avoid double counting, the dollars are included only in the CEF totals.
3. In June 2002, the Board of Regents authorized the establishment of a captive insurance company, Portage Bay Insurance. The previous insurance vehicle, the Self Insurance Revolving Fund (SIRF), will close after existing claims are resolved.
4. General obligation bond reserve fund on deposit with the state of Washington.
5. Required reserve funds for locally issued bonds (2002 Housing & Dining \$1.5MM, 2004 Housing & Dining \$0.6MM, 2004 Parking Reserve Funds \$1.4MM, Roosevelt \$2.0MM).
6. Proceeds from sale of land grants and subsequent investment returns on deposit with the state of Washington
7. Construction project funds which have not yet been disbursed (IMA \$7.9MM, Parking \$12.1MM, Genome Sciences/R&T \$49.3MM)



# ASSET ALLOCATION

As of March 31, 2005

Consolidated Endowment Fund<sup>1</sup>—\$1,370 MM



Dollars in Millions

	Current Allocation		Interim Target	Policy Target	Policy Range
Domestic Equity	\$399	29%	25%	30%	25%–35%
International Equity	292	21%	20%	15%	10%–20%
Marketable Alternatives	242	18%	20%	15%	10%–20%
Non-Marketable Alternatives	173	13%	15%	15%	10%–20%
Equity Fund	\$1,106	81%	80%	75%	70%–80%
Real Assets Fund	122	9%	8%	8%	5%–10%
Fixed Income Fund <sup>2</sup>	142	10%	12%	17%	12%–22%
Total Consolidated Endowment Fund	\$1,370	100%			

<sup>1</sup> Net foreign currency exposure: 30%

<sup>2</sup> Includes allocation to cash

# CONSOLIDATED ENDOWMENT FUND (CEF)

For the Quarter ending March 31, 2005

## Total Returns as of 3/31/05<sup>1</sup> (%)

	3 <sup>rd</sup> Qtr FY 2005	1-Year	5-Year	10-Year
Total CEF Return	1.9	10.3	3.4	12.1
Strategy Weighted Policy Benchmark	1.5	10.0	1.1	11.7
Equity Fund	2.0	11.2	1.7	13.0
Weighted Policy Benchmark	1.4	11.2	-0.9	12.7
Real Assets Fund	4.4	19.3	—	—
Policy Benchmark	6.0	19.6	—	—
Fixed Income Fund	0.1	1.3	6.8	7.2
Policy Benchmark (LB Gov't Bond)	-0.4	0.1	6.7	6.9

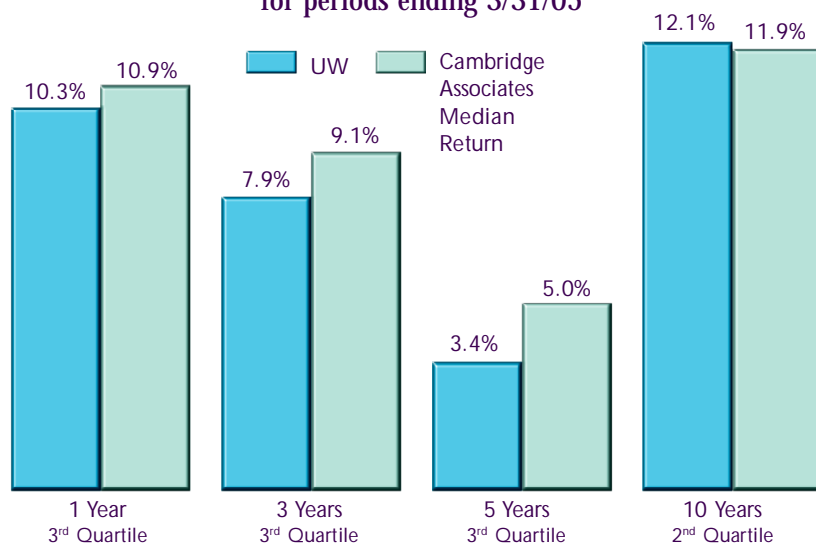
<sup>1</sup> Average Annual Compound Return

## Activity (\$ in Millions)

	FY 2005	FY 2004	FY 2003	Ten Years
Beginning Balance	1,216	1,010	1,013	291
Gifts	49	33	39	369
Transfers	8	6	5	68
Total Additions	57	39	44	437
IF purchase of CEF units	30	57	0	326
Net Investment Return	137	179	19	731
Distributions <sup>1</sup>	(60)	(57)	(57)	(363)
Administrative Fees	(2)	(2)	(2)	(17)
Development Support	(8)	(9)	(8)	(35)
Ending Balance	1,370	1,216	1,010	1,370
Net Change	154	206	(4)	1,079

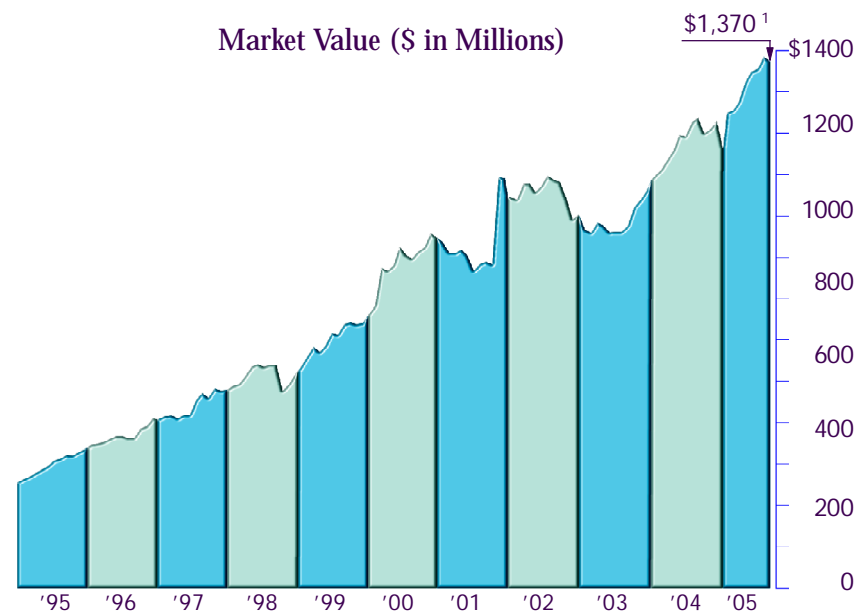
<sup>1</sup> FY 2005 reflects three quarters' distributions due to a timing change

## Cambridge Associates<sup>1</sup> Top 50 Universe Performance for periods ending 3/31/05



<sup>1</sup> Cambridge Associates College and University Investment Pool Top 50 (by Investment Pool Market Value)

## Market Value (\$ in Millions)



<sup>1</sup> Reflects inclusion of IF units in CEF starting 7/01—value without would be \$1,033

# PERFORMANCE UPDATE

	Total Return <sup>1</sup> as of 3/31/05				
	3 <sup>rd</sup> Qtr FY '05	1 Year	3 Years	5 Years	10 Years
<b>Consolidated Endowment Fund</b>	<b>1.9</b>	<b>10.3</b>	<b>7.9</b>	<b>3.4</b>	<b>12.1</b>
<b>Equity Fund</b>	<b>2.0</b>	<b>11.2</b>	<b>6.6</b>	<b>1.7</b>	<b>13.0</b>
Domestic Equity	-1.3	6.4	5.2	2.3	13.4
Core Equity	0.4	9.3	6.6	1.3	13.4
Value Equity	-1.0	6.3	5.1	8.8	14.4
Growth Equity	-5.1	1.8	3.6	-9.5	12.0
International Equity	2.5	16.4	15.3	3.6	9.7
Marketable Alternatives	1.1	9.6	10.6	8.2	—
Non-Marketable Alternatives <sup>2</sup>	10.8	17.2	3.0	-4.1	14.9
<b>Real Assets Fund <sup>3</sup></b>	<b>4.4</b>	<b>19.3</b>	<b>—</b>	<b>—</b>	<b>—</b>
<b>Fixed Income Fund</b>	<b>0.1</b>	<b>1.3</b>	<b>6.0</b>	<b>6.8</b>	<b>7.2</b>
<b>Market Indices</b>					
<i>Equity Indices</i>					
S&P 500	-2.2	6.7	2.7	-3.2	10.8
Russell 3000	-2.2	7.1	3.7	-2.5	10.8
Russell 2000	-5.3	5.4	8.0	4.0	10.4
Dow Jones	-1.8	3.8	2.5	1.2	11.9
NASDAQ	-8.1	0.3	2.7	-15.2	9.4
MSCI ACWI ex US	0.3	16.2	13.1	-0.1	6.0
Emerging Markets (IFCG)	3.2	18.1	19.7	5.7	—
<i>Fixed Income Indices</i>					
LB Government Bond	-0.4	0.1	5.8	6.7	6.9
JP Morgan Global Hedged Bond Index	0.9	3.7	5.6	6.0	7.7

Sources: Cambridge Associates and Northern Trust

<sup>1</sup> Total Return: average annual compound return (dividend or interest plus capital appreciation or depreciation)

<sup>2</sup> Provided by Cambridge Associates on a quarter lag.

<sup>3</sup> Private portion provided by Cambridge Associates on a quarter lag.

# INVESTED FUNDS (IF)

## For the Quarter ending March 31, 2005

### Total Return <sup>1</sup> (%)

	3 <sup>rd</sup> Qtr FY 2005	1-Year	5-Year	10-Year
Cash	-0.1	-0.3	4.9	5.6
Citi 2 Yr Treasury	-0.4	-0.8	4.7	5.2
Liquidity	-0.4	0.1	6.3	6.6
LB Intermediate Govt Bond	-0.7	-0.6	6.1	6.2
IF excluding CEF units	-0.3	0.0	6.0	6.3
Weighted Benchmark	-0.6	-0.5	5.7	5.9
IF including CEF units	0.4	3.2	5.2	7.9
Weighted Policy Benchmark	-0.9	0.9	4.3	6.9

<sup>1</sup> Average Annual Compound Return

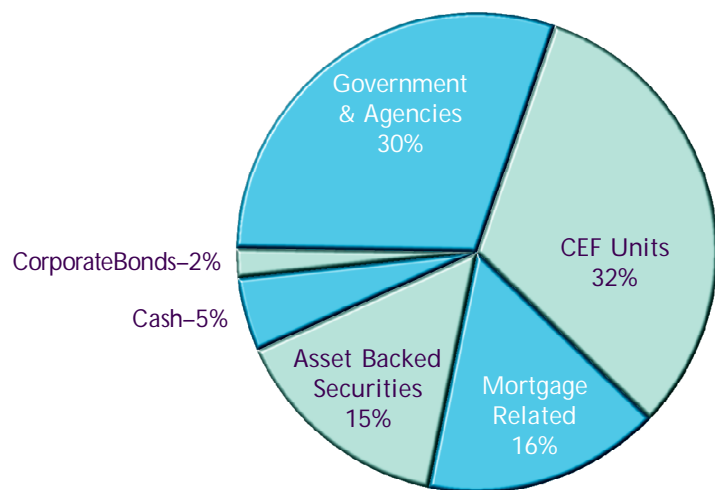
### Fund Allocation by Pool (\$ in Millions)

	Fund Allocation		Range	Duration	
				Actual	Maximum
Cash Pool	\$262	25%	20%–40%	1.3	3.0 yrs
Liquidity Pool <sup>1</sup>	467	44%	30%–60%	3.2	4.0 yrs
Total Cash & Liq. Pool	<u>\$730</u>	<u>68%</u>			
CEF Units held by IF		<u>32%</u>	15%–40%	5.2 <sup>2</sup>	6.4 yrs <sup>2</sup>
Total Invested Funds		<u>100%</u>			

<sup>1</sup> Includes Interfund Loans

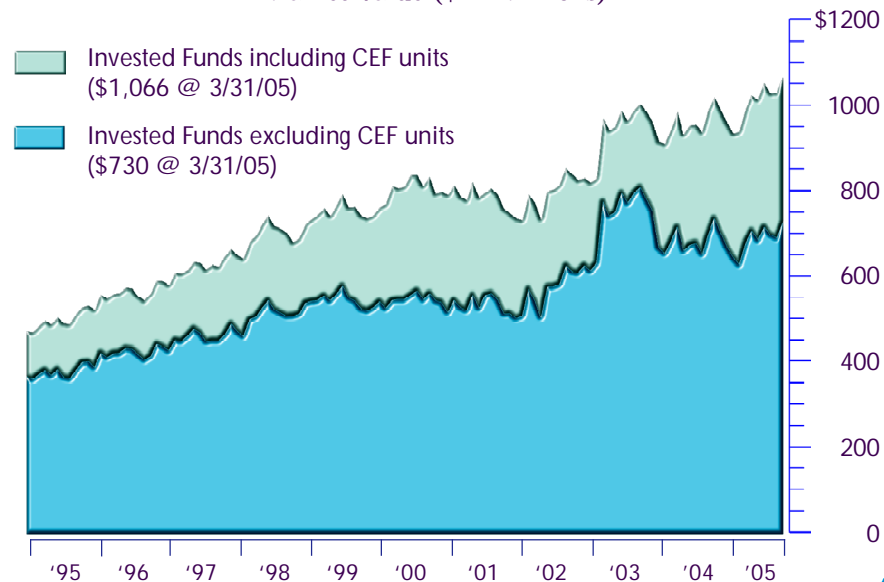
<sup>2</sup> Fixed Income assets only

### Mix of Investments <sup>1</sup>



<sup>1</sup> Not shown - Interfund Loans (0.07%)

### Market Value (\$ in Millions)



# UWINCO Summary of Actions Taken Under Board Delegated Authorities

## Third Quarter Fiscal Year 2005 (1/1/05–3/31/05)

\$ in Millions

By the Chief Investment Officer

### Private Markets

Commonfund Capital Natural Resources Fund	Real Assets	Oil, gas & timber	Reinvestment with existing manager	+ \$7.5
Merit Energy Partners	Real Assets	Oil & gas	Reinvestment with existing manager	+ \$5.0
RMS	Real Assets	SW timber	New manager relationship	+ \$5.0
Weston Presido	Non-Marketable Alts.	US Buyout	Reinvestment with existing manager	+ \$6.5

### Public Markets

Morgan Grenfell	Fixed Income	Domestic	Rebalancing with existing manager	+ \$5.0
Pimco	Real Assets	Diversified fund	Addition to existing manager	+ \$20.0
City of London	International Equity	Emerging markets	Rebalancing with existing manager	+ \$5.0
AXA Rosenberg	Domestic Equity	Core	Rebalancing small cap exposure	-\$20.0
Snyder Capital	Domestic Equity	Value	Rebalancing small cap exposure	-\$10.0
Reich & Tang	Domestic Equity	Value	Rebalancing small cap exposure	-\$10.0
S&P 500 Futures through Northern Trust	Domestic Equity	Futures	Rebalancing to large cap	+ \$40.0

VII. STANDING COMMITTEE

B. Finance, Audit and Facilities Committee

UWINCO Report

Information will be available at the meeting.