

VII. STANDING COMMITTEES

B. Finance, Audit and Facilities Committee

Grant and Contract Awards – April and May, 2008

RECOMMENDED ACTION:

It is the recommendation of the administration and the Finance and Audit Committee that the Board of Regents accept the Grant and Contract Awards as presented on the attached list.

Attachment: Grant and Contract Awards Summary
Report of Grant and Contract Awards of
\$1,000,000 or More

Grant and Contract Awards Summary

to

The Board of Regents

of the

University of Washington

for

April 2008

Office of Research

Office of Sponsored Programs

Table of Contents

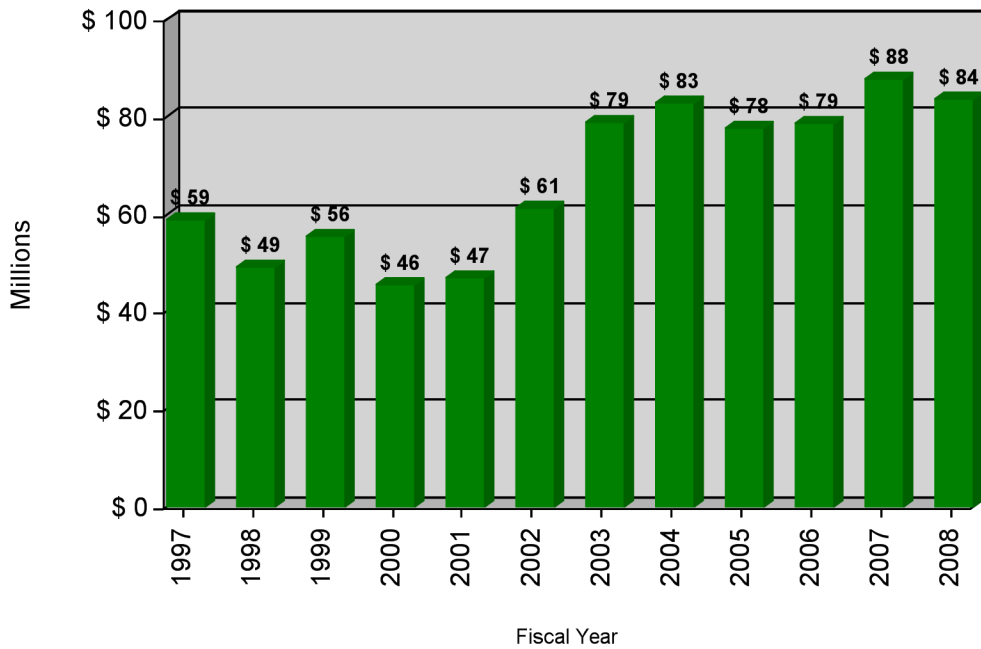
Award Highlights	3
Graphical Summary of Award Activity	4
Summary of Grant and Contract Awards	5
Comparison of Grants and Contract Awards by Agency	6
Comparison of Grants and Contract Awards by School/College	7
Listing of Awards for College of Arts and Sciences by Department	9
Summary of Grant Awards – Excluding Private Awards	11
Summary of Grant Awards - Private Awards	12
Summary of Contract Awards	13
Report of Grant & Contract Awards over \$1,000,000	14

APRIL 2008 HIGHLIGHTS

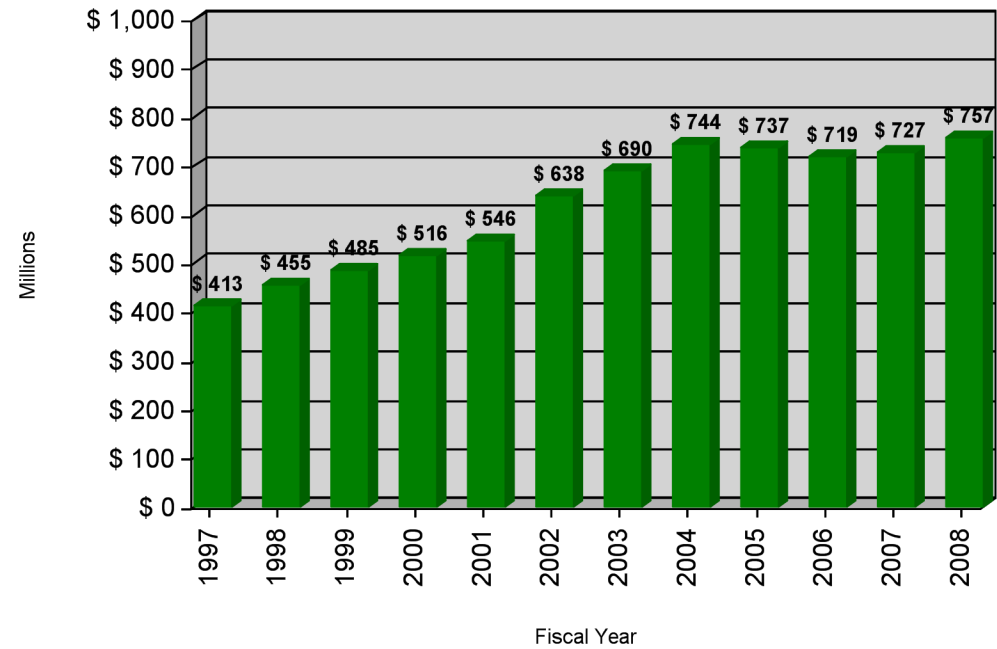
The International Fund for Animal Welfare awarded a grant in the amount of \$20,000 for a project under the direction of Research Professor Samuel Wasser of the *Department of Biology* entitled “*Combating the Illegal African Elephant Ivory Trade using DNA Forensics.*” DNA assignment analyses offer a valuable tool to forensics investigations aimed at combating the illegal ivory trade. The analyses connect the seized ivory to its point of origin. Under this project, researchers will collaborate with Interpol and the Lusaka Agreement Task Force to examine the origin of three large ivory seizures made in Tanzania and Uganda. By identifying the origins of these particular large seizures, the analyses will reveal strategies used by crime syndicates that are driving this trade, identify poaching hot spots to direct law enforcement, help hold countries responsible for large scale poaching in their regions, and provide vital information for law enforcement to use in prosecutions.

The National Oceanic and Atmospheric Administration (NOAA) awarded a grant in the amount of \$150,000,000 for a project under the direction of Dr. David L. Martin of the *Applied Physics Lab* entitled “*Enhancing the Regional Coastal Ocean Observing Systems of NANOOS.*” The waters of the Pacific Northwest, its coast and estuaries, support a wide range of vital activities and are critically important to the societal and ecological health of the region. The waters modify and moderate regional weather, serve as highways for marine commerce involving the entire Pacific Rim, are part of an oceanic buffer for our nation’s national and homeland security, are a reservoir for bountiful natural resources, provide a rich environment for aquaculture activities, serve as an extensive natural laboratory for scientists and educators, and provide exceptional recreational opportunities. A highly diverse set of stakeholders created the Northwest Association of Networked Ocean Observing Systems (NANOOS). This association oversees and administers the Regional Coastal Ocean Observing System (RCOOS), which provides observing programs of regional marine conditions for weather, climate, ecosystem, transportation and commerce purposes. This project will enhance this system by developing further ocean observing sub-systems, environmental modeling and analysis programs, data management and communication systems and developing education and outreach programs. The purpose of the improvements is to provide the various users of RCOOS with the ocean data, tools, and knowledge they need to make responsive and responsible decisions appropriate to their individual and collective societal roles.

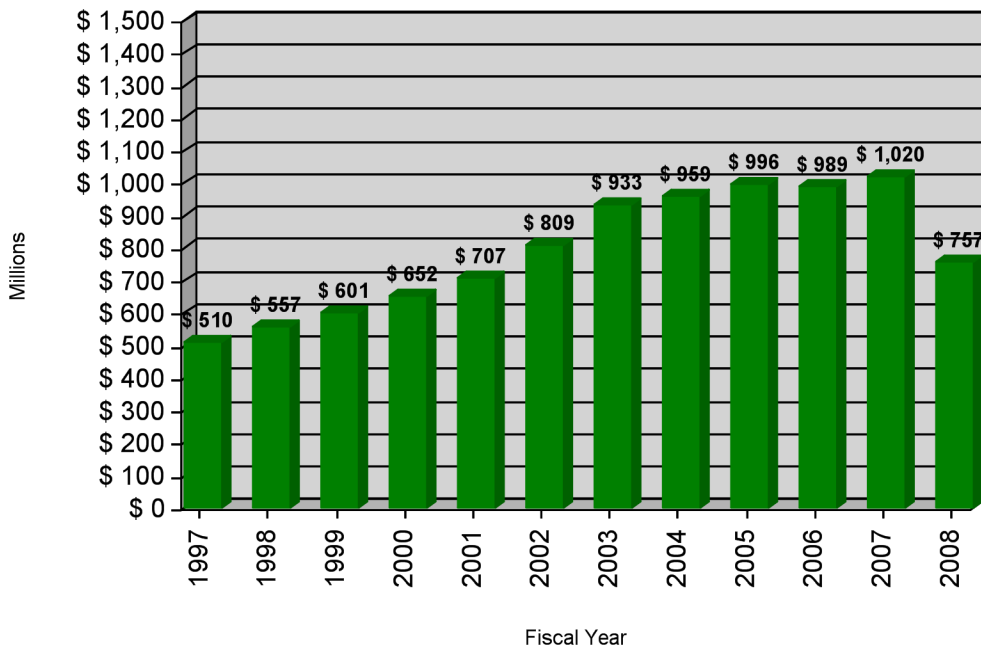
April Only
Comparison of Grant & Contract Awards



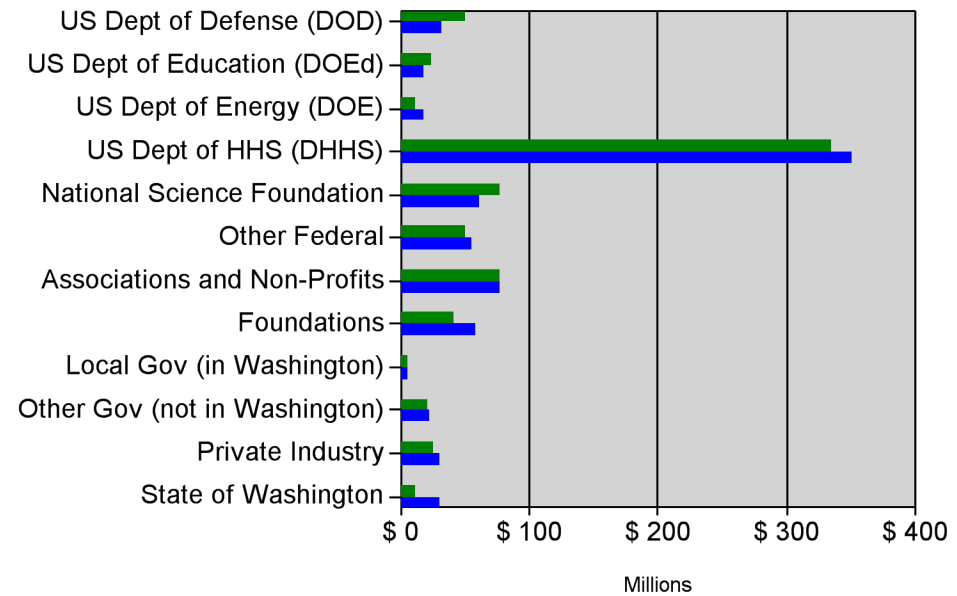
Fiscal Year to Date
Comparison of Grant & Contract Awards



Complete Fiscal Year
Comparison of Grant & Contract Awards



Fiscal Year to Date
Two-Year Comparison of Grant and Contract Awards



Legend: ■ Jul-Apr FY07 ■ Jul-Apr FY08

Summary of Grant and Contract Awards**Fiscal Year 2007-2008**

Month	RESEARCH AND OTHER		TRAINING		Total Grants and Contracts
	Federal	Non-Federal	Federal	Non-Federal	
July	\$ 54,889,260	\$ 14,982,400	\$ 7,034,788	\$ 5,593,291	\$ 82,499,740
August	\$ 111,423,800	\$ 21,120,610	\$ 10,878,860	\$ 1,041,935	\$ 144,465,200
September	\$ 62,869,760	\$ 24,344,880	\$ 11,411,270	\$ 1,857,398	\$ 100,483,300
October	\$ 75,921,240	\$ 38,888,260	\$ 6,410,827	\$ 2,183,915	\$ 123,404,200
November	\$ 11,290,950	\$ 14,589,700	\$ 319,941	\$ 1,747,225	\$ 27,947,810
December	\$ 16,090,690	\$ 16,532,470	\$ 385,596	\$ 1,928,891	\$ 34,937,650
January	\$ 19,244,150	\$ 17,965,880	\$ 912,526	\$ 1,377,304	\$ 39,499,860
February	\$ 27,736,200	\$ 18,007,790	\$ 1,215,807	\$ 1,929,782	\$ 48,889,580
March	\$ 51,435,740	\$ 17,396,780	\$ 1,188,447	\$ 1,207,529	\$ 71,228,500
April	\$ 58,855,320	\$ 19,785,490	\$ 4,528,914	\$ 510,223	\$ 83,679,950
FY08 to Date	\$489,550,895	\$203,820,464	\$43,814,856	\$19,849,608	\$757,035,824
FY07 to Date	\$512,491,212	\$170,798,318	\$34,211,876	\$9,588,884	\$727,090,291
Over (Under) Previous Year	(\$22,940,317)	\$33,022,146	\$9,602,980	\$10,260,724	\$29,945,534

Assuming acceptance of all awards by the Board of Regents

Comparison of Grant and Contract Awards by Agency**Fiscal Years 2006-2007 and 2007-2008**

Agency	Jul-Apr FY07	Jul-Apr FY08
US Department of Defense (DOD)	\$ 49,805,925	\$ 31,971,561
US Department of Education (DOEd)	\$ 23,303,650	\$ 17,504,862
US Department of Energy (DOE)	\$ 12,209,315	\$ 17,487,543
US Department of Health and Human Services (DHHS)	\$ 334,452,404	\$ 350,654,559
National Science Foundation (NSF)	\$ 77,057,932	\$ 60,968,965
Other Federal	\$ 49,873,863	\$ 54,778,261
Subtotal for Federal :	\$ 546,703,088	\$ 533,365,752
Associations and Non-Profits	\$ 76,050,204	\$ 77,099,878
Foundations	\$ 41,354,233	\$ 57,394,192
Local Government (in Washington)	\$ 5,006,428	\$ 6,018,534
Other Government (not in Washington)	\$ 20,619,474	\$ 22,966,127
Private Industry	\$ 25,859,822	\$ 30,453,907
State of Washington	\$ 11,497,041	\$ 29,737,435
Subtotal for Non-Federal :	\$ 180,387,202	\$ 223,670,073
Grand Total :	\$ 727,090,291	\$ 757,035,824
Amount of Increase (Decrease) :		\$ 29,945,534
Percent of Increase (Decrease) :		4.1 %

Assuming acceptance of all awards by the Board of Regents

Comparison of Grant and Contract Awards by School/College

Fiscal Years 2006-2007 and 2007-2008

School/College	Jul-Apr FY07	Jul-Apr FY08
Upper Campus		
Architecture and Urban Planning	\$ 912,872	\$ 940,319
Arts and Sciences	\$ 74,730,613	\$ 74,557,823
Business Administration	\$ 113,418	\$ 740,458
Computing & Communications	\$ 100,000	\$ 30,000
Director of Libraries	\$ 31,965	\$ 116,500
Education	\$ 12,889,108	\$ 2,951,845
Educational Outreach	\$ 425,469	\$ 287,668
Engineering	\$ 61,116,687	\$ 60,932,277
Evans School of Public Affairs	\$ 5,273,420	\$ 3,538,635
Executive Vice President		\$ 208,000
Forest Resources	\$ 4,370,473	\$ 4,930,125
Graduate School	\$ 2,394,710	\$ 1,058,653
Information School	\$ 1,651,802	\$ 5,531,239
Law	\$ 1,540,450	\$ 409,734
Ocean and Fishery Sciences	\$ 74,100,763	\$ 73,509,314
Office of Research	\$ 19,225,789	\$ 18,236,159
Provost		\$ 200,000
Social Work	\$ 9,420,494	\$ 11,430,598
Undergraduate Education	\$ 1,250,161	\$ 363,372
VP Educational Partnerships	\$ 131,347	\$ 43,745
VP Minority Affairs	\$ 4,995,816	\$ 7,118,112
Subtotal :	\$ 274,675,357	\$ 267,134,575
Health Sciences		
Dentistry	\$ 7,921,450	\$ 10,135,366
Health Sciences Admin	\$ 61,000	
Medical Centers	\$ 1,000	
Medicine	\$ 350,393,201	\$ 371,799,338
Nursing	\$ 10,367,132	\$ 11,158,074
Pharmacy	\$ 7,311,825	\$ 7,683,748
Public Health and Community Medicine	\$ 59,810,153	\$ 58,413,257
Subtotal :	\$ 435,865,761	\$ 459,189,783
Special Programs		
Alcohol and Drug Abuse Institute	\$ 1,327,877	\$ 4,126,521
CHDD Administration	\$ 8,411,044	\$ 7,571,760
Regional Primate Center	\$ 5,897,133	\$ 16,722,351
Subtotal :	\$ 15,636,054	\$ 28,420,632
Other UW Campuses		
Bothell	\$ 680,323	\$ 1,301,517

School/College		Jul-Apr FY07	Jul-Apr FY08
Other UW Campuses	Tacoma	\$ 232,796	\$ 322,285
	Subtotal :	\$ 913,119	\$ 1,623,802
Not Indicated	Not Indicated		\$ 667,032
	Subtotal :		\$ 667,032
	Grand Total :	\$ 727,090,291	\$ 757,035,824

Assuming acceptance of all awards by the Board of Regents

List of Awards for Arts and Sciences

Fiscal Years 2006-2007 and 2007-2008

Department	Jul-Apr FY07	Jul-Apr FY08
Center for Statistics and the Social Sciences	\$ 809,139	\$ 736,119
Center for Studies in Demography and Ecology	\$ 1,260,780	\$ 1,889,361
Department of Anthropology	\$ 139,029	\$ 249,016
Department of Applied Mathematics	\$ 1,726,247	\$ 477,419
Department of Asian Languages and Literature	\$ 91,760	\$0
Department of Astronomy	\$ 2,685,876	\$ 4,968,019
Department of Atmospheric Sciences	\$ 6,279,380	\$ 4,155,999
Department of Biology	\$ 8,818,855	\$ 5,455,386
Department of Chemistry	\$ 16,542,820	\$ 19,540,750
Department of Communication	\$ 1,541,100	\$ 1,395,680
Department of Comparative Literature	\$ 21,178	\$0
Department of Earth and Space Sciences	\$ 4,842,896	\$ 4,604,102
Department of Economics	\$ 24,800	\$ 6,575
Department of English	\$ 5,000	\$ 77,573
Department of Geography	\$ 180,909	\$ 336,787
Department of Germanics	\$ 53,000	\$ 98,000
Department of History	\$ 70,694	\$0
Department of Linguistics	\$ 87,119	\$ 345,814
Department of Mathematics	\$ 1,155,340	\$ 3,015,243
Department of Physics	\$ 7,929,132	\$ 9,716,347
Department of Political Science	\$ 566,198	\$ 1,507,855
Department of Psychology	\$ 8,676,108	\$ 8,083,934
Department of Romance Languages	\$ 6,000	\$0
Department of Sociology	\$ 170,649	\$ 149,074
Department of Speech and Hearing Sciences	\$ 1,795,528	\$ 1,719,279
Department of Statistics	\$ 1,061,087	\$ 789,171
Department of Women Studies	\$ 23,592	\$ 55,000
Gaining Early Awareness and Readiness for Undergraduate Programs	\$ 750,000	\$ 790,660
Henry M. Jackson School of International Studies	\$ 4,878,831	\$ 2,669,325
Institute for Nuclear Theory	\$ 1,379,000	\$ 674,000
Language Learning Center	\$ 20,000	\$ 76,000
Law, Societies and Justice Program	\$ 90,017	\$0
Public Performing Arts	\$ 151,565	\$ 183,213
School of Art	\$ 48,000	\$0
School of Drama	\$0	\$ 75,000
School of Music	\$ 300,000	\$ 600,000
Thomas Burke Memorial Washington State Museum	\$ 548,981	\$ 117,120
Total :	\$ 74,730,620	\$ 74,557,820

Assuming acceptance of all awards by the Board of Regents

Summary of Grant Awards**Fiscal Year 2007-2008***Excluding private awards from Foundations, Industry, Associations and Others*

Month	RESEARCH AND OTHER		TRAINING		Total Grants
	Federal	Non-Federal	Federal	Non-Federal	
July	\$ 54,392,780	\$ 1,031,886	\$ 7,034,788	\$ 0	\$ 62,459,460
August	\$ 106,644,800	\$ 2,487,815	\$ 10,875,880	\$ 199,000	\$ 120,207,500
September	\$ 54,737,540	\$ 855,616	\$ 11,410,000	\$ 0	\$ 67,003,160
October	\$ 69,439,460	\$ 3,387,818	\$ 6,360,827	\$ 194,787	\$ 79,382,900
November	\$ 7,672,178	\$ 2,205,321	\$ 319,941	\$ 21,146	\$ 10,218,590
December	\$ 13,839,270	\$ 1,071,375	\$ 385,596	\$ 203,738	\$ 15,499,980
January	\$ 16,138,890	\$ 3,928,468	\$ 624,062	\$ 108,039	\$ 20,799,460
February	\$ 24,350,010	\$ 1,202,499	\$ 1,215,807	\$ 0	\$ 26,768,320
March	\$ 47,558,410	\$ 3,106,175	\$ 1,188,447	\$ 7,500	\$ 51,860,530
April	\$ 52,960,060	\$ 1,425,991	\$ 4,504,414	\$ 32,000	\$ 58,922,460
Year to Date	\$ 447,733,400	\$ 20,702,960	\$ 43,919,760	\$ 766,210	\$ 513,122,400

Assuming acceptance of all awards by the Board of Regents

Summary of Grant Awards**Fiscal Year 2007-2008***Private awards from Foundations, Industry, Associations and Others*

Month	RESEARCH AND OTHER	TRAINING	Total Grants
July	\$ 5,463,786	\$ 223,067	\$ 5,686,853
August	\$ 12,792,000	\$ 604,407	\$ 13,396,400
September	\$ 16,434,390	\$ 237,863	\$ 16,672,250
October	\$ 25,846,500	\$ 258,263	\$ 26,104,770
November	\$ 6,912,596	\$ 240,676	\$ 7,153,272
December	\$ 9,944,877	\$ 1,380,140	\$ 11,325,020
January	\$ 8,045,577	\$ 700	\$ 8,046,277
February	\$ 10,692,720	\$ 493,319	\$ 11,186,040
March	\$ 8,725,010	\$ 942,268	\$ 9,667,278
April	\$ 11,726,810	\$ 152,967	\$ 11,879,780
Year to Date	\$ 116,584,300	\$ 4,533,670	\$ 121,117,900

Assuming acceptance of all awards by the Board of Regents

Summary of Contract Awards**Fiscal Year 2007-2008**

Month	RESEARCH AND OTHER		TRAINING		Total Contracts
	Federal	Non-Federal	Federal	Non-Federal	
July	\$ 496,481	\$ 8,486,723	\$ 0	\$ 5,370,224	\$ 14,353,430
August	\$ 4,778,947	\$ 5,840,805	\$ 2,977	\$ 238,528	\$ 10,861,260
September	\$ 8,132,220	\$ 7,054,878	\$ 1,273	\$ 1,619,535	\$ 16,807,910
October	\$ 6,481,776	\$ 9,653,934	\$ 50,000	\$ 1,730,865	\$ 17,916,580
November	\$ 3,618,770	\$ 5,471,781	\$ 0	\$ 1,485,403	\$ 10,575,950
December	\$ 2,251,427	\$ 5,516,219	\$ 0	\$ 345,013	\$ 8,112,658
January	\$ 3,105,263	\$ 5,991,835	\$ 288,464	\$ 1,268,565	\$ 10,654,130
February	\$ 3,386,189	\$ 6,112,575	\$ 0	\$ 1,436,463	\$ 10,935,230
March	\$ 3,877,332	\$ 5,565,595	\$ 0	\$ 257,761	\$ 9,700,688
April	\$ 5,895,264	\$ 6,632,691	\$ 24,500	\$ 325,256	\$ 12,877,710
Year to Date	\$ 42,023,670	\$ 66,327,040	\$ 367,214	\$ 14,077,610	\$ 122,795,500

Assuming acceptance of all awards by the Board of Regents

**Report of Grant and Contract Awards
of \$1,000,000 or More**

April 2008

**Requiring action of
The Board of Regents
of the
University of Washington**

**Office of Research
Office of Sponsored Programs**

Detail of Public Grant Awards

Federal

US Department of Health and Human Services (DHHS)

National Institutes of Health (NIH)

To:	Timothy De Rouen, Professor Dental Public Health Sciences	\$ 2,667,122
For:	Network Chair for the Pacific Northwest DPBRN	
Eff:	4/1/2008	Classified: No
To:	Brian Leroux, Assoc Professor Dental Public Health Sciences	\$ 1,074,887
For:	Data Coordinating Center for the Pacific Northwest DPBRN	
Eff:	4/1/2008	Classified: No
To:	Joel D. Kaufman, Professor Department of Environmental and Occupational Health Sciences	\$ 2,292,885
For:	DISCOVER Center: Cardiovascular Disease and Traffic-Related Air Pollution	
Eff:	4/1/2008	Classified: No

National Institute of Allergy and Infectious Diseases (NIAID)

To:	Samuel I Miller, Professor Department of Medicine	\$ 11,401,047
For:	NW RCE for Biodefense and Emerging Infectious Diseases	
Eff:	9/4/2003	Classified: No

Total for National Institute of Allergy and Infectious Diseases (NIAID): \$ 11,401,047

Total for National Institutes of Health (NIH): \$ 17,435,941

Total for US Department of Health and Human Services (DHHS): \$ 17,435,941

Other Federal

National Oceanic and Atmospheric Administration (NOAA)

To:	David L. Martin, Apl-principal Oceanographer Applied Physics Laboratory	\$ 1,500,000
For:	Enhancing the Regional Coastal Ocean Observing Systems (RCOOS) of NANOOS	
Eff:	10/1/2007	Classified: No

Total for National Oceanic and Atmospheric Administration (NOAA): \$ 1,500,000

Total for Other Federal: \$ 1,500,000

Total for Federal: \$ 18,935,941

Total Public Grants: \$ 18,935,941

Detail of Private Grant Awards

Foundations

Bill and Melinda Gates Foundation

To: Paul Yager, Professor \$ 2,832,426
Bioengineering

For: A Point-of-Care Diagnostic System for the Developing World

Eff: 7/1/2005 Classified: No

Total for Bill and Melinda Gates Foundation: \$ 2,832,426

Total for Foundations: \$ 2,832,426

Total Private Grants: \$ 2,832,426

Detail of Contract Awards

Federal

US Department of Health and Human Services (DHHS)

National Institutes of Health (NIH)

To: Jeffrey L. Probstfield, Professor \$ 3,643,212
Department of Medicine

For: ACCORD-Memory In Diabetics

Eff: 9/30/1999

Classified: No

Total for National Institutes of Health (NIH): \$ 3,643,212

Total for US Department of Health and Human Services (DHHS): \$ 3,643,212

Total for Federal: \$ 3,643,212

Total Contracts: \$ 3,643,212

Grand Total for all Awards \$ 25,411,579

Grant and Contract Awards Summary

to

The Board of Regents

of the

University of Washington

for

May 2008

Office of Research

Office of Sponsored Programs

Table of Contents

Award Highlights	3
Graphical Summary of Award Activity	4
Summary of Grant and Contract Awards	5
Comparison of Grants and Contract Awards by Agency	6
Comparison of Grants and Contract Awards by School/College	7
Listing of Awards for College of Arts and Sciences by Department	9
Summary of Grant Awards – Excluding Private Awards	11
Summary of Grant Awards - Private Awards	12
Summary of Contract Awards	13
Report of Grant & Contract Awards over \$1,000,000	14

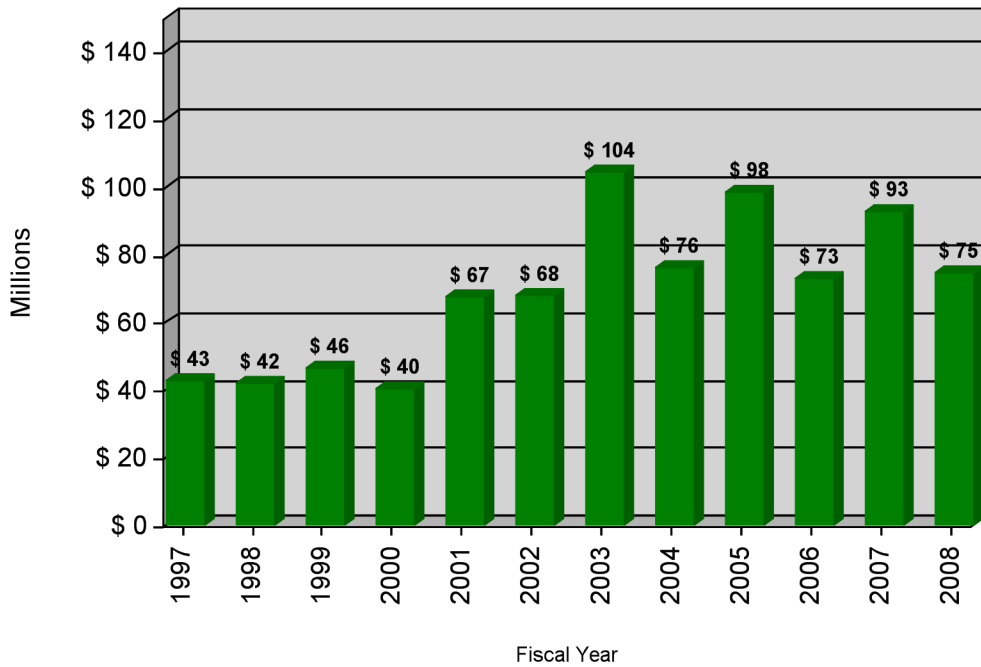
MAY 2008 HIGHLIGHTS

The National Science Foundation awarded a grant in the amount of \$53,561 for research under the direction of *Howard Conway* of the *Department of Earth and Space Sciences* entitled “Ice-flow History of Thwaites Glacier, West Antarctica.” Thwaites Glacier, one of the main pathways for ice drainage in the Amundsen Sea drainage system in Antarctica, has recently widened and may continue to do so in the near future. This project will use ice-penetrating radar data compiled by the University of Texas during the 2005 glacial field season. This data will be reduced to maps of ice bed topography, surface topography, ice thickness and ice bed reflectivity. Using this information, the research will examine the inferred ice flow history of the subglacial environment and how this environment exerts control on the ice flow. This knowledge will assist in predicting future glacial changes in Antarctica.

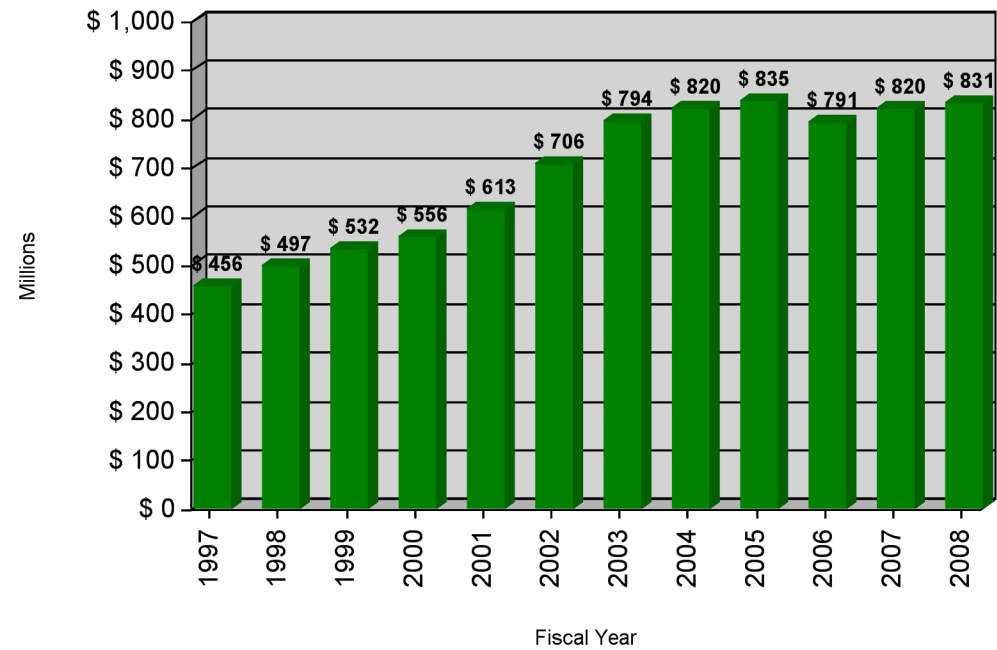
The Bill and Melinda Gates Foundation awarded a grant in the amount of \$274,857 for a project under the direction of *Lalita Ramakrishnan* of the *Department of Microbiology* entitled “The Zebrafish Embryos as a Model for Tuberculosis Drug Discovery.” TB treatment is difficult due to resistance which leads to long-term multidrug therapy for a cure. A roadblock to discovering an antibiotic treatment for TB has been creating relevant conditions in which to test drug activity. While drug testing in mice is useful, mice are expensive and time consuming. Zebrafish are model vertebrate organisms because of their transparency, their amenability for small molecule screens and their facile husbandry. Dr. Ramakrishnan will develop infected zebrafish embryos that will be used as a model for rapid in vivo screening of candidate compounds for use as tuberculosis antibiotics. This screening will help determine if the zebrafish will recapitulate aspects of anti-TB drugs in humans. The overall purpose is to determine if the zebrafish embryo can be used for tuberculosis drug discovery for improved treatment of TB globally.

The Committee for Children awarded a grant in the amount of \$621,515 for an evaluation under the direction of *Eric Brown* of the *School of Social Work* entitled “Committee for Children Steps to Respect Evaluation.” The Committee for Children has developed a classroom-based curriculum to assist in the prevention of bullying at school. Dr. Brown and his colleagues will collect demographic and socioeconomic characteristics of participating schools in the study. His team will conduct baseline and follow-up assessments in the form of surveys to be completed by students. The team will also create a web-based data collection system for teachers’ assessments of student behavior and social-emotional learning, and the teachers’ instruction practices. The data will be analyzed jointly by Dr. Brown’s team and the Committee for Children staff using statistical models in order to determine the efficacy and effectiveness of the intervention program.

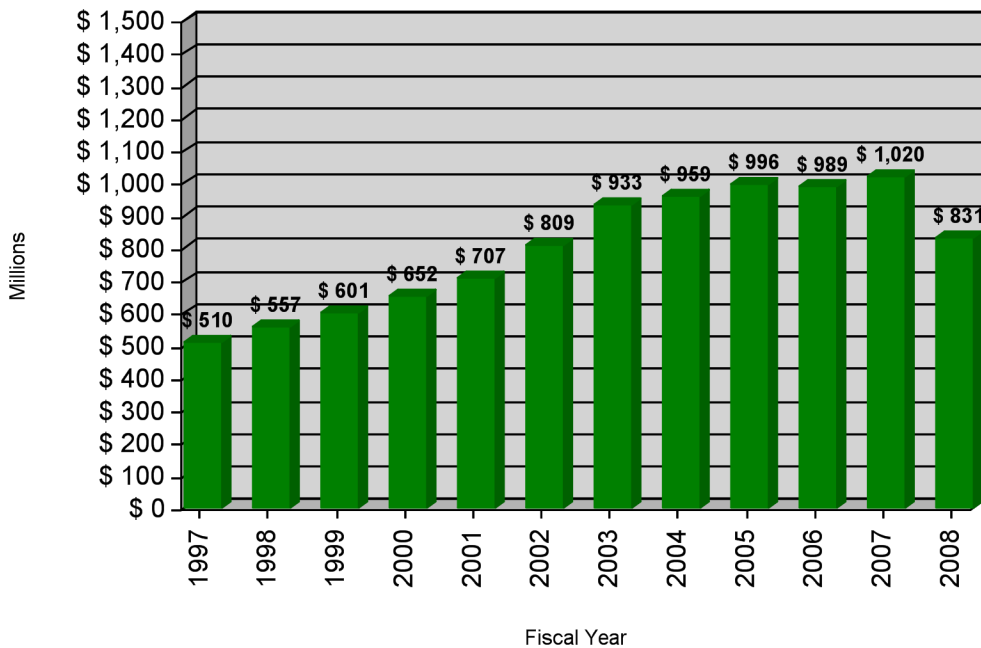
May Only
Comparison of Grant & Contract Awards



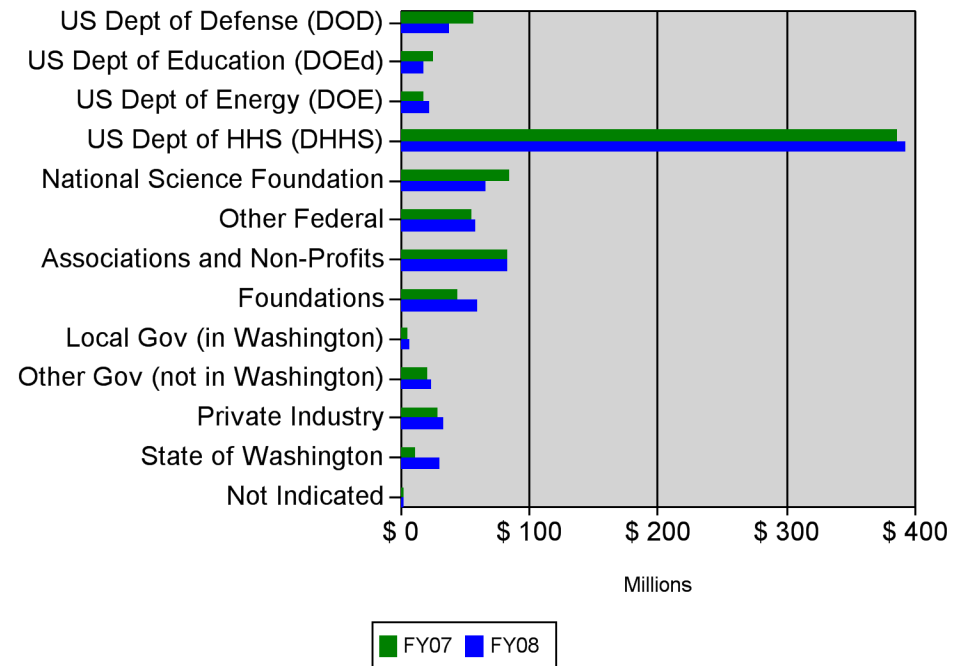
Fiscal Year to Date
Comparison of Grant & Contract Awards



Complete Fiscal Year
Comparison of Grant & Contract Awards



Fiscal Year to Date
Two-Year Comparison of Grant and Contract Awards



Summary of Grant and Contract Awards**Fiscal Year 2007-2008**

Month	RESEARCH AND OTHER		TRAINING		Total Grants and Contracts
	Federal	Non-Federal	Federal	Non-Federal	
July	\$ 54,687,260	\$ 14,982,400	\$ 7,034,788	\$ 5,593,291	\$ 82,297,740
August	\$ 111,303,400	\$ 21,120,610	\$ 10,878,860	\$ 1,041,935	\$ 144,344,800
September	\$ 62,869,760	\$ 24,344,880	\$ 11,411,270	\$ 1,857,398	\$ 100,483,300
October	\$ 75,921,240	\$ 38,888,260	\$ 6,410,827	\$ 2,183,915	\$ 123,404,200
November	\$ 11,290,950	\$ 14,589,700	\$ 319,941	\$ 1,747,225	\$ 27,947,810
December	\$ 16,090,690	\$ 16,532,470	\$ 385,596	\$ 1,928,891	\$ 34,937,650
January	\$ 19,244,150	\$ 17,965,880	\$ 912,526	\$ 1,377,304	\$ 39,499,860
February	\$ 27,736,200	\$ 18,007,790	\$ 1,215,807	\$ 1,929,782	\$ 48,889,580
March	\$ 51,435,740	\$ 17,396,780	\$ 1,188,447	\$ 1,207,529	\$ 71,228,500
April	\$ 58,855,320	\$ 19,785,490	\$ 4,528,914	\$ 510,223	\$ 83,679,950
May	\$ 53,983,140	\$ 12,896,290	\$ 7,422,283	\$ 215,695	\$ 74,517,410
FY08 to Date	\$543,211,698	\$216,716,758	\$51,237,139	\$20,065,303	\$831,230,899
FY07 to Date	\$584,935,764	\$185,137,829	\$39,240,072	\$10,414,744	\$819,728,408
Over (Under) Previous Year	(\$41,724,066)	\$31,578,930	\$11,997,067	\$9,650,559	\$11,502,490

Assuming acceptance of all awards by the Board of Regents

Comparison of Grant and Contract Awards by Agency**Fiscal Years 2006-2007 and 2007-2008**

Agency	Jul-May FY07	Jul-May FY08
US Department of Defense (DOD)	\$ 56,924,026	\$ 37,506,824
US Department of Education (DOEd)	\$ 24,723,066	\$ 18,411,362
US Department of Energy (DOE)	\$ 17,502,924	\$ 22,859,293
US Department of Health and Human Services (DHHS)	\$ 386,086,823	\$ 392,365,604
National Science Foundation (NSF)	\$ 84,178,989	\$ 65,826,830
Other Federal	\$ 54,760,008	\$ 57,478,924
Subtotal for Federal :	\$ 624,175,836	\$ 594,448,837
Associations and Non-Profits	\$ 83,470,698	\$ 82,671,127
Foundations	\$ 43,782,368	\$ 59,542,695
Local Government (in Washington)	\$ 5,353,485	\$ 6,373,514
Other Government (not in Washington)	\$ 21,583,507	\$ 24,017,145
Private Industry	\$ 28,773,923	\$ 33,639,926
State of Washington	\$ 12,254,246	\$ 30,165,850
Not Indicated	\$ 334,346	\$ 371,805
Subtotal for Non-Federal :	\$ 195,552,573	\$ 236,782,061
Grand Total :	\$ 819,728,408	\$ 831,230,899
Amount of Increase (Decrease) :		\$ 11,502,490
Percent of Increase (Decrease) :		1.4 %

Assuming acceptance of all awards by the Board of Regents

Comparison of Grant and Contract Awards by School/College

Fiscal Years 2006-2007 and 2007-2008

School/College	Jul-May FY07	Jul-May FY08
Upper Campus		
Architecture and Urban Planning	\$ 937,374	\$ 967,831
Arts and Sciences	\$ 86,857,988	\$ 83,978,618
Business Administration	\$ 113,418	\$ 740,458
Computing & Communications	\$ 100,000	\$ 30,000
Director of Libraries	\$ 2,229,727	\$ 2,054,839
Education	\$ 13,476,440	\$ 2,972,805
Educational Outreach	\$ 439,400	\$ 287,668
Engineering	\$ 66,441,708	\$ 64,768,966
Evans School of Public Affairs	\$ 5,867,189	\$ 4,023,485
Executive Vice President		\$ 208,000
Forest Resources	\$ 5,089,617	\$ 5,156,312
Graduate School	\$ 4,887,831	\$ 1,808,653
Information School	\$ 1,712,802	\$ 5,392,939
Law	\$ 1,572,430	\$ 409,734
Ocean and Fishery Sciences	\$ 83,979,615	\$ 82,651,164
Office of Research	\$ 19,552,312	\$ 18,326,159
Provost		\$ 200,000
Social Work	\$ 13,608,948	\$ 12,593,867
Undergraduate Education	\$ 1,250,161	\$ 363,372
VP Educational Partnerships	\$ 131,347	\$ 43,745
VP Minority Affairs	\$ 4,995,816	\$ 7,138,112
Subtotal :	\$ 313,244,123	\$ 294,116,726
Health Sciences		
Dentistry	\$ 8,347,722	\$ 10,782,531
Health Sciences Admin	\$ 61,000	
Medical Centers	\$ 1,000	
Medicine	\$ 394,399,711	\$ 406,676,053
Nursing	\$ 10,470,642	\$ 13,527,062
Pharmacy	\$ 8,471,716	\$ 8,295,197
Public Health and Community Medicine	\$ 66,847,725	\$ 66,884,239
Subtotal :	\$ 488,599,514	\$ 506,165,082
Special Programs		
Alcohol and Drug Abuse Institute	\$ 1,575,398	\$ 4,310,584
CHDD Administration	\$ 8,947,004	\$ 7,571,760
Regional Primate Center	\$ 6,449,250	\$ 16,722,351
Subtotal :	\$ 16,971,652	\$ 28,604,695
Other UW Campuses		
Bothell	\$ 680,323	\$ 1,301,517

School/College		Jul-May FY07	Jul-May FY08
Other UW Campuses	Tacoma	\$ 232,796	\$ 322,285
	Subtotal :	\$ 913,119	\$ 1,623,802
Not Indicated	Not Indicated		\$ 720,593
	Subtotal :		\$ 720,593
	Grand Total :	\$ 819,728,408	\$ 831,230,899

Assuming acceptance of all awards by the Board of Regents

List of Awards for Arts and Sciences

Fiscal Years 2006-2007 and 2007-2008

Department	Jul-May FY07	Jul-May FY08
Center for Statistics and the Social Sciences	\$ 809,139	\$ 736,119
Center for Studies in Demography and Ecology	\$ 2,111,640	\$ 2,826,684
Department of Anthropology	\$ 139,029	\$ 249,016
Department of Applied Mathematics	\$ 1,726,247	\$ 483,105
Department of Asian Languages and Literature	\$ 91,760	\$0
Department of Astronomy	\$ 3,375,633	\$ 5,236,019
Department of Atmospheric Sciences	\$ 6,890,763	\$ 4,316,298
Department of Biology	\$ 10,026,780	\$ 5,886,833
Department of Chemistry	\$ 18,854,930	\$ 20,644,980
Department of Communication	\$ 1,541,100	\$ 1,395,680
Department of Comparative Literature	\$ 46,178	\$0
Department of Earth and Space Sciences	\$ 5,052,023	\$ 4,790,940
Department of Economics	\$ 24,800	\$ 6,575
Department of English	\$ 5,000	\$ 77,573
Department of Geography	\$ 180,909	\$ 336,787
Department of Germanics	\$ 53,000	\$ 98,000
Department of History	\$ 70,694	\$ 60,000
Department of Linguistics	\$ 107,931	\$ 409,740
Department of Mathematics	\$ 1,155,340	\$ 3,064,013
Department of Physics	\$ 10,249,440	\$ 11,668,640
Department of Political Science	\$ 566,198	\$ 1,552,855
Department of Psychology	\$ 9,149,072	\$ 8,572,845
Department of Romance Languages	\$ 6,000	\$0
Department of Scandinavian Studies	\$ 11,000	\$0
Department of Sociology	\$ 170,649	\$ 149,074
Department of Speech and Hearing Sciences	\$ 2,012,078	\$ 1,872,479
Department of Statistics	\$ 1,292,971	\$ 789,171
Department of Women Studies	\$ 23,592	\$ 55,000
Gaining Early Awareness and Readiness for Undergraduate Programs	\$ 750,000	\$ 790,660
Henry M. Jackson School of International Studies	\$ 5,163,831	\$ 3,575,825
Institute for Nuclear Theory	\$ 4,031,400	\$ 3,274,000
Language Learning Center	\$ 20,000	\$ 76,000
Law, Societies and Justice Program	\$ 90,017	\$0
Public Performing Arts	\$ 161,870	\$ 183,213
School of Art	\$ 48,000	\$0
School of Drama	\$0	\$ 75,000
School of Music	\$ 300,000	\$ 600,000
Thomas Burke Memorial Washington State Museum	\$ 548,981	\$ 125,500

Assuming acceptance of all awards by the Board of Regents

Summary of Grant Awards**Fiscal Year 2007-2008***Excluding private awards from Foundations, Industry, Associations and Others*

Month	RESEARCH AND OTHER		TRAINING		Total Grants
	Federal	Non-Federal	Federal	Non-Federal	
July	\$ 54,190,780	\$ 1,031,886	\$ 7,034,788	\$ 0	\$ 62,257,460
August	\$ 106,524,500	\$ 2,487,815	\$ 10,875,880	\$ 199,000	\$ 120,087,200
September	\$ 54,737,540	\$ 855,616	\$ 11,410,000	\$ 0	\$ 67,003,160
October	\$ 69,439,460	\$ 3,387,818	\$ 6,360,827	\$ 194,787	\$ 79,382,900
November	\$ 7,672,178	\$ 2,205,321	\$ 319,941	\$ 21,146	\$ 10,218,590
December	\$ 13,839,270	\$ 1,071,375	\$ 385,596	\$ 203,738	\$ 15,499,980
January	\$ 16,138,890	\$ 3,928,468	\$ 624,062	\$ 108,039	\$ 20,799,460
February	\$ 24,350,010	\$ 1,202,499	\$ 1,215,807	\$ 0	\$ 26,768,320
March	\$ 47,558,410	\$ 3,106,175	\$ 1,188,447	\$ 7,500	\$ 51,860,530
April	\$ 52,960,060	\$ 1,425,991	\$ 4,504,414	\$ 32,000	\$ 58,922,460
May	\$ 47,763,140	\$ 323,848	\$ 7,422,283	\$ 0	\$ 55,509,260
Year to Date	\$ 495,174,200	\$ 21,026,810	\$ 51,342,040	\$ 766,210	\$ 568,309,300

Assuming acceptance of all awards by the Board of Regents

Summary of Grant Awards**Fiscal Year 2007-2008***Private awards from Foundations, Industry, Associations and Others*

Month	RESEARCH AND OTHER	TRAINING	Total Grants
July	\$ 5,463,786	\$ 223,067	\$ 5,686,853
August	\$ 12,792,000	\$ 604,407	\$ 13,396,400
September	\$ 16,434,390	\$ 237,863	\$ 16,672,250
October	\$ 25,846,500	\$ 258,263	\$ 26,104,770
November	\$ 6,912,596	\$ 240,676	\$ 7,153,272
December	\$ 9,944,877	\$ 1,380,140	\$ 11,325,020
January	\$ 8,045,577	\$ 700	\$ 8,046,277
February	\$ 10,692,720	\$ 493,319	\$ 11,186,040
March	\$ 8,725,010	\$ 942,268	\$ 9,667,278
April	\$ 11,726,810	\$ 152,967	\$ 11,879,780
May	\$ 5,394,955	\$ 168,915	\$ 5,563,870
Year to Date	\$ 121,979,200	\$ 4,702,585	\$ 126,681,800

Assuming acceptance of all awards by the Board of Regents

Summary of Contract Awards**Fiscal Year 2007-2008**

Month	RESEARCH AND OTHER		TRAINING		Total Contracts
	Federal	Non-Federal	Federal	Non-Federal	
July	\$ 496,481	\$ 8,486,723	\$ 0	\$ 5,370,224	\$ 14,353,430
August	\$ 4,778,947	\$ 5,840,805	\$ 2,977	\$ 238,528	\$ 10,861,260
September	\$ 8,132,220	\$ 7,054,878	\$ 1,273	\$ 1,619,535	\$ 16,807,910
October	\$ 6,481,776	\$ 9,653,934	\$ 50,000	\$ 1,730,865	\$ 17,916,580
November	\$ 3,618,770	\$ 5,471,781	\$ 0	\$ 1,485,403	\$ 10,575,950
December	\$ 2,251,427	\$ 5,516,219	\$ 0	\$ 345,013	\$ 8,112,658
January	\$ 3,105,263	\$ 5,991,835	\$ 288,464	\$ 1,268,565	\$ 10,654,130
February	\$ 3,386,189	\$ 6,112,575	\$ 0	\$ 1,436,463	\$ 10,935,230
March	\$ 3,877,332	\$ 5,565,595	\$ 0	\$ 257,761	\$ 9,700,688
April	\$ 5,895,264	\$ 6,632,691	\$ 24,500	\$ 325,256	\$ 12,877,710
May	\$ 6,220,002	\$ 7,177,491	\$ 0	\$ 46,780	\$ 13,444,270
Year to Date	\$ 48,243,670	\$ 73,504,530	\$ 367,214	\$ 14,124,390	\$ 136,239,800

Assuming acceptance of all awards by the Board of Regents

**Report of Grant and Contract Awards
of \$1,000,000 or More**

May 2008

**Requiring action of
The Board of Regents
of the
University of Washington**

**Office of Research
Office of Sponsored Programs**

Detail of Public Grant Awards

Federal

US Department of Energy (DOE)

US Department of Energy (DOE)

To: Wick C. Haxton, Director \$ 2,600,000
 Institute for Nuclear Theory
 For: {GC-1 #A11083, 1st Revision} Institute for Nuclear Theory
 Eff: 2/1/2000 Classified: No

Total for US Department of Energy (DOE): \$ 2,600,000

Total for US Department of Energy (DOE): \$ 2,600,000

US Department of Health and Human Services (DHHS)

Health Resources and Services Administration (HRSA)

To: King K. Holmes, Professor \$ 2,668,564
 Department of Medicine
 For: International AIDS Education and Training Center
 Eff: 4/1/2008 Classified: No

Total for Health Resources and Services Administration (HRSA): \$ 2,668,564

National Institutes of Health (NIH)

To: David L Eaton, Professor \$ 1,478,096
 Department of Environmental and Occupational Health Sciences
 For: Center for Ecogenetics and Environmental Health
 Eff: 4/1/2008 Classified: No

To: Wilhelmus G.J. Hol, Professor \$ 2,265,689
 Department of Biochemistry
 For: Medical Structural Genomics of Pathogenic Protozoa
 Eff: 4/1/2006 Classified: No

National Cancer Institute (NCI)

To: Kenneth A Krohn, Professor \$ 1,978,463
 Department of Radiology
 For: Molecular Imaging of Cancer and Its Response to Therapy
 Eff: 3/1/2008 Classified: No

Total for National Cancer Institute (NCI): \$ 1,978,463

National Human Genome Research Institute (NHGRI)

To: Robert H Waterston, Professor \$ 1,324,188
 Department of Genome Sciences
 For: Global Identification of transcribed elements in the C. elegans
 Eff: 4/1/2008 Classified: No

Total for National Human Genome Research Institute (NHGRI): \$ 1,324,188

National Institute of Environmental Health and Science (NIEHS)

To: Harvey Checkoway, Professor \$ 2,735,488
 Department of Environmental and Occupational Health Sciences
 For: Effects-Related Biomarkers of Toxic Exposures
 Eff: 4/1/2008 Classified: No

Total for National Institute of Environmental Health and Science (NIEHS): \$ 2,735,488

Total for National Institutes of Health (NIH): \$ 9,781,924

Total for US Department of Health and Human Services (DHHS): \$ 12,450,488

Federal

US Department of Health and Human Services (DHHS)

National Science Foundation (NSF)

National Science Foundation (NSF)

To: James H Morison, Apl-principal Oceanographer \$ 1,152,643
Applied Physics Laboratory

For: North Pole Environmental Observatory

Eff: 6/1/2004 Classified: No

Total for National Science Foundation (NSF): \$ 1,152,643

Total for National Science Foundation (NSF): \$ 1,152,643

Other Federal

EPA Office of Research and Development (ORD)

To: Timothy Larson, Adjunct Professor \$ 1,199,217
Department of Environmental and Occupational Health Sciences

For: SOURCES, COMPOSITION, AND HEALTH EFFECTS OF
COARSE PARTICULATE MATTER

Eff: 3/1/2008 Classified: No

Total for EPA Office of Research and Development (ORD): \$ 1,199,217

Total for Other Federal: \$ 1,199,217

Total for Federal: \$ 17,402,348

Total Public Grants: \$ 17,402,348

Detail of Contract Awards

Federal

US Department of Defense (DOD)

Office of Naval Research (ONR)

To: Jeffrey A. Simmen, Director \$ 3,015,350
Applied Physics Laboratory
For: APL Research Infrastructure
Eff: 9/21/2006 Classified: No

Total for Office of Naval Research (ONR): \$ 3,015,350

Total for US Department of Defense (DOD): \$ 3,015,350

US Department of Health and Human Services (DHHS)

National Institutes of Health (NIH)

National Library of Medicine (NLM)

To: Sherrilynne S0 Fuller, Associate Dean Of Library \$ 1,933,387
Library
For: National Network of Libraries of Medicine, Pacific NW Region
Eff: 8/1/2006 Classified: No

Total for National Library of Medicine (NLM): \$ 1,933,387

Total for National Institutes of Health (NIH): \$ 1,933,387

Total for US Department of Health and Human Services (DHHS): \$ 1,933,387

Total for Federal: \$ 4,948,737

Total Contracts: \$ 4,948,737

Grand Total for all Awards \$ 22,351,085