

VII. STANDING COMMITTEES

B. Finance, Audit and Facilities Committee

Grant and Contract Awards – June, 2008

RECOMMENDED ACTION:

It is the recommendation of the administration and the Finance and Audit Committee that the Board of Regents accept the Grant and Contract Awards as presented on the attached list.

Attachment: Grant and Contract Awards Summary
Report of Grant and Contract Awards of
\$1,000,000 or More

Grant and Contract Awards Summary

to

The Board of Regents

of the

University of Washington

for

June 2008

Office of Research

Office of Sponsored Programs

Table of Contents

Award Highlights	3
Graphical Summary of Award Activity	4
Summary of Grant and Contract Awards	5
Comparison of Grants and Contract Awards by Agency	6
Comparison of Grants and Contract Awards by School/College	7
Listing of Awards for College of Arts and Sciences by Department	9
Summary of Grant Awards – Excluding Private Awards	11
Summary of Grant Awards - Private Awards	12
Summary of Contract Awards	13
Report of Grant & Contract Awards over \$1,000,000	14

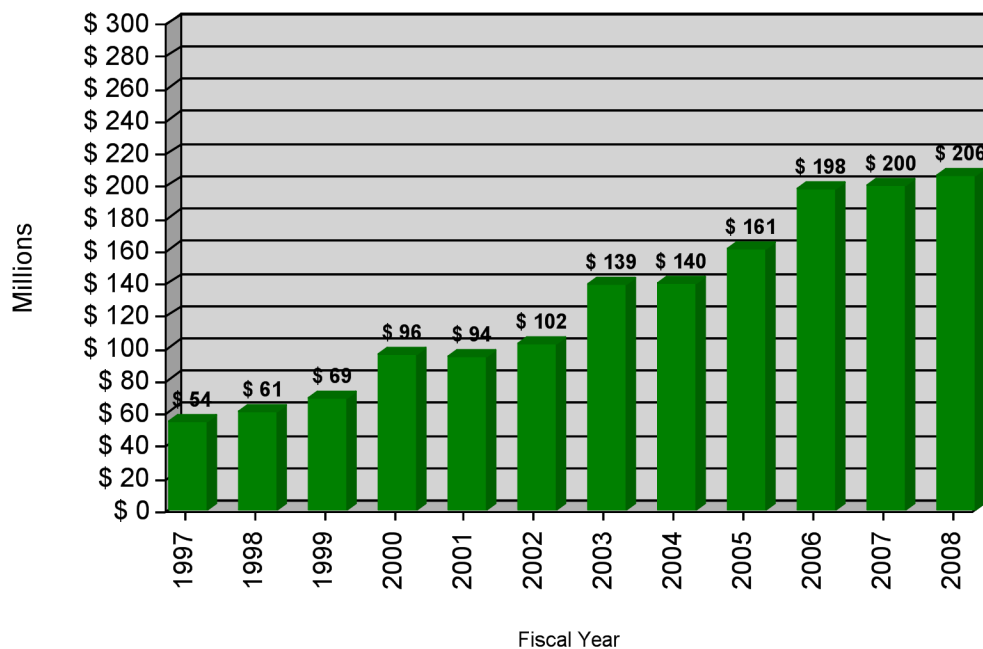
JUNE 2008 HIGHLIGHTS

The National Science Foundation awarded a grant in the amount of \$484,089 for a project under the direction of Research Professor Ka Kit Tung of the *Department of Applied Mathematics* entitled “*ATM-GEO/ATM-Climate & Large-Scale Dynamics*.” Some new methods of data analysis in time and space domains are used to study global climate variability in both the troposphere and the stratosphere. Researchers will study the global patterns of warming and cooling and attempt to separate warming response to solar variation from that by greenhouse warming, using the new methods of data analysis. Researchers will also extract from data statistically significant perturbations to the polar stratosphere by El Nino-southern Oscillation, by solar cycle and by Quasi-Biennial Oscillation, to understand how these “external” perturbations interact with each other. It is hoped that by the end of the proposed project, the mechanism responsible for the climate response to solar-cycle forcing can be elucidated through the proposed data and model analyses, and the response to several of the natural external factors better quantified.

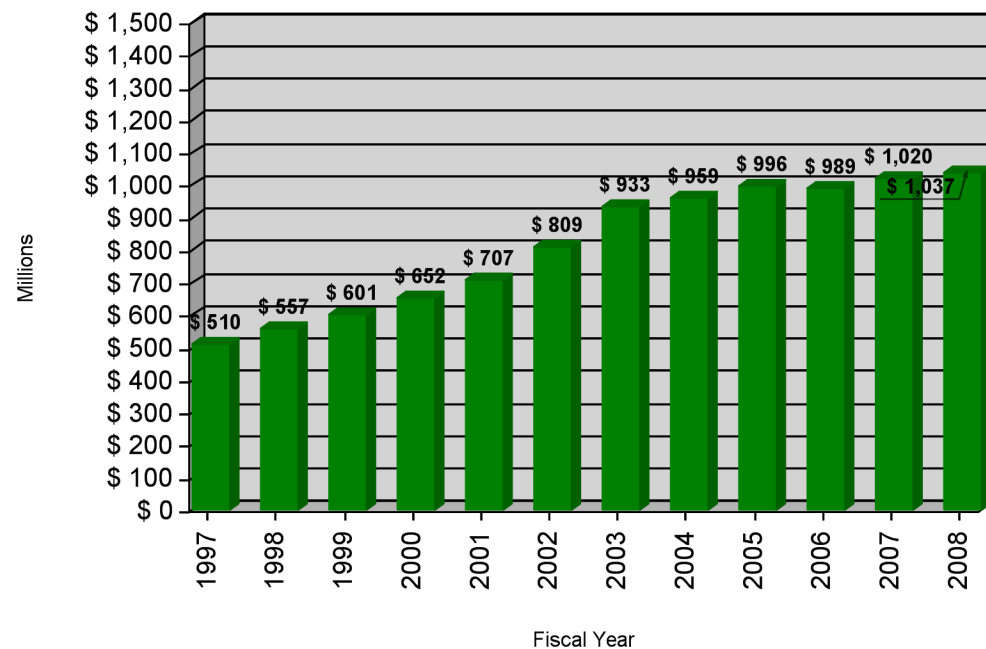
The University of Alabama, Birmingham awarded a grant in the amount of \$1,022,358 for a project under the direction of Dr. Mari M. Kitahata of the *Department of Medicine* entitled “*CNICS Infrastructure Development*.” The primary goal of this project is to expand the research capabilities of the existing Center for AIDS Research (CFAR) Network of Integrated Clinic Systems (CNICS). The mission of the CFARS is to foster collaborative and interdisciplinary research, support HIV research career development of young investigators, and serve HIV investigators at affiliated institutions. This project will add CFAR sites to the project, extending the data types captured by the database system, and develop technical and analytic tools to import HIV resistance data directly from clinical laboratories into the CNICS central data repository.

Swedish Medical Center awarded a grant in the amount of \$84,778 for a project under the direction of Dr. Michelle Williams of the *Department of Epidemiology* entitled “*Ambient Air Pollution, Preeclampsia, and Preterm Delivery*.” Recent studies suggest that elevated air pollutant exposures may lead to preterm delivery, even at air pollutant levels typical of those in many US cities. In this study, participants during early pregnancy will be followed until delivery. The researchers will design models that use local traffic, weather, and population characteristics to predict monthly ambient concentrations of fine particulate matter and carbon monoxide. These models will be used to estimate study participants' exposure to both pollutants before and during pregnancy. The research team will test whether these air pollutant exposures are associated with subsequent risk of preeclampsia & preterm delivery using multivariable logistic regression procedures. Study results could contribute to knowledge regarding the causes and mechanisms involved in preeclampsia and preterm delivery.

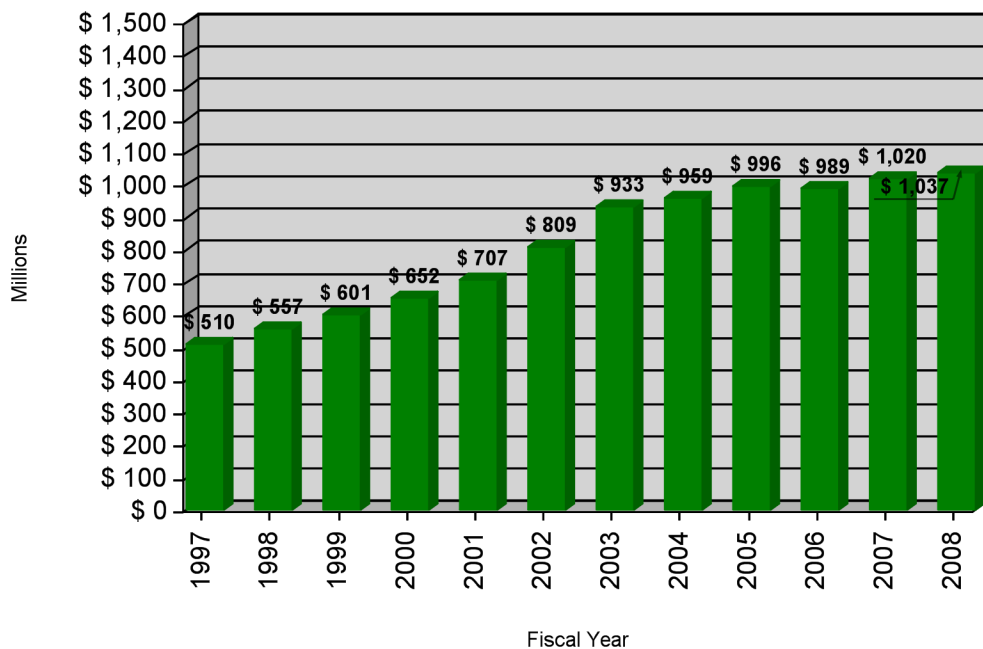
June Only
Comparison of Grant & Contract Awards



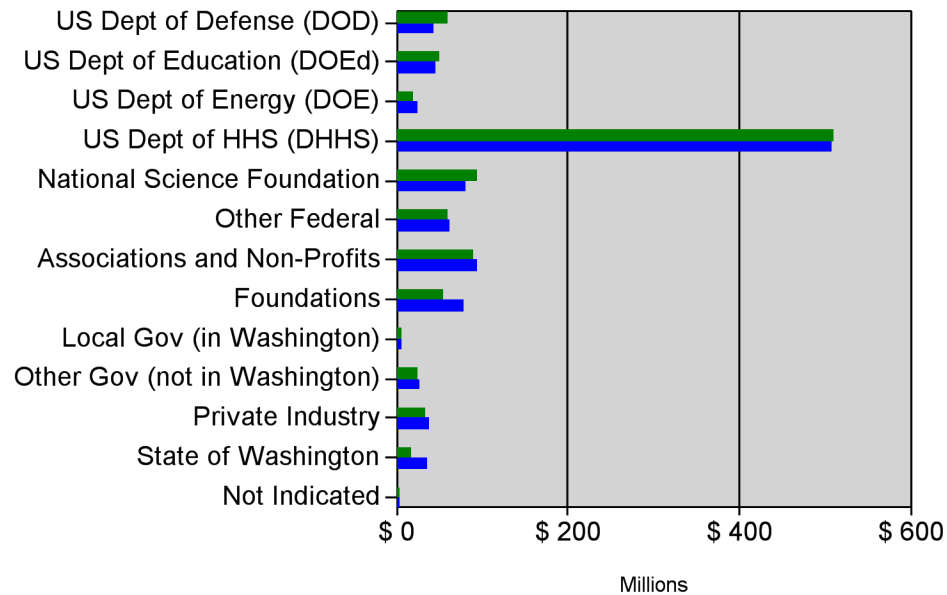
Fiscal Year to Date
Comparison of Grant & Contract Awards



Complete Fiscal Year
Comparison of Grant & Contract Awards



Fiscal Year to Date
Two-Year Comparison of Grant and Contract Awards



■ Jul-Jun FY07
 ■ Jul-Jun FY08

Summary of Grant and Contract Awards

Fiscal Year 2007-2008

Month	RESEARCH AND OTHER		TRAINING		Total Grants and Contracts
	Federal	Non-Federal	Federal	Non-Federal	
July	\$ 54,687,260	\$ 14,982,400	\$ 7,034,788	\$ 5,593,291	\$ 82,297,740
August	\$ 112,417,000	\$ 21,120,610	\$ 9,765,255	\$ 1,041,935	\$ 144,344,800
September	\$ 62,869,760	\$ 24,344,880	\$ 11,411,270	\$ 1,857,398	\$ 100,483,300
October	\$ 75,921,240	\$ 38,888,260	\$ 6,410,827	\$ 2,183,915	\$ 123,404,200
November	\$ 11,290,950	\$ 14,589,700	\$ 319,941	\$ 1,747,225	\$ 27,947,810
December	\$ 16,090,690	\$ 16,532,470	\$ 385,596	\$ 1,928,891	\$ 34,937,650
January	\$ 19,244,150	\$ 17,965,880	\$ 912,526	\$ 1,377,304	\$ 39,499,860
February	\$ 27,736,200	\$ 18,007,790	\$ 1,215,807	\$ 1,929,782	\$ 48,889,580
March	\$ 51,435,740	\$ 17,396,780	\$ 1,188,447	\$ 1,207,529	\$ 71,228,500
April	\$ 58,838,250	\$ 19,785,490	\$ 4,528,914	\$ 510,223	\$ 83,662,880
May	\$ 53,983,140	\$ 12,896,290	\$ 7,422,283	\$ 215,695	\$ 74,517,410
June	\$ 111,400,300	\$ 35,112,880	\$ 53,552,070	\$ 5,865,663	\$ 205,930,900
FY08 to Date	\$655,708,512	\$251,829,639	\$103,675,606	\$25,930,966	\$1,037,144,723
FY07 to Date	\$706,053,154	\$210,807,846	\$86,706,450	\$15,921,161	\$1,019,488,611
Over (Under) Previous Year	(\$50,344,642)	\$41,021,793	\$16,969,156	\$10,009,805	\$17,656,112

Assuming acceptance of all awards by the Board of Regents

Comparison of Grant and Contract Awards by Agency

Fiscal Years 2006-2007 and 2007-2008

Agency	FY07	FY08
US Department of Defense (DOD)	\$ 60,315,941	\$ 44,022,228
US Department of Education (DOEd)	\$ 50,295,288	\$ 44,565,739
US Department of Energy (DOE)	\$ 20,313,626	\$ 23,435,374
US Department of Health and Human Services (DHHS)	\$ 508,408,954	\$ 505,971,144
National Science Foundation (NSF)	\$ 94,987,402	\$ 80,999,822
Other Federal	\$ 58,438,394	\$ 60,389,811
Subtotal for Federal :	\$ 792,759,604	\$ 759,384,119
Associations and Non-Profits	\$ 89,826,627	\$ 94,652,802
Foundations	\$ 55,262,860	\$ 76,800,793
Local Government (in Washington)	\$ 5,448,040	\$ 6,739,238
Other Government (not in Washington)	\$ 24,860,430	\$ 26,864,913
Private Industry	\$ 33,787,903	\$ 37,244,416
State of Washington	\$ 17,523,614	\$ 35,456,591
Not Indicated	\$ 19,533	\$ 1,853
Subtotal for Non-Federal :	\$ 226,729,007	\$ 277,760,605
Grand Total :	\$ 1,019,488,611	\$ 1,037,144,723
 Amount of Increase (Decrease) :		\$ 17,656,112
Percent of Increase (Decrease) :		1.7 %

Assuming acceptance of all awards by the Board of Regents

Comparison of Grant and Contract Awards by School/College

Fiscal Years 2006-2007 and 2007-2008

School/College		FY07	FY08
Upper Campus	Architecture and Urban Planning	\$ 967,374	\$ 997,831
	Arts and Sciences	\$ 99,394,609	\$ 90,817,105
	Business Administration	\$ 113,418	\$ 740,458
	Computing & Communications	\$ 100,000	\$ 30,000
	Director of Libraries	\$ 2,229,727	\$ 2,054,839
	Education	\$ 16,474,007	\$ 8,610,455
	Educational Outreach	\$ 439,400	\$ 287,668
	Engineering	\$ 79,423,507	\$ 75,096,662
	Evans School of Public Affairs	\$ 6,616,071	\$ 4,288,966
	Executive Vice President		\$ 208,000
	Forest Resources	\$ 6,030,573	\$ 5,801,137
	Graduate School	\$ 4,964,821	\$ 1,808,653
	Information School	\$ 1,788,301	\$ 5,573,549
	Law	\$ 2,069,680	\$ 409,734
	Ocean and Fishery Sciences	\$ 89,468,286	\$ 100,290,485
	Office of Research	\$ 19,742,658	\$ 18,633,875
	Provost		\$ 200,000
	Social Work	\$ 16,657,687	\$ 16,773,527
	Undergraduate Education	\$ 1,250,161	\$ 363,372
	VP Educational Partnerships	\$ 131,347	\$ 43,745
	VP Minority Affairs	\$ 5,442,213	\$ 7,138,112
	VP Student Affairs	\$ 473,341	\$ 299,444
	VP Student Life	\$ 23,620,339	\$ 25,954,377
Subtotal :		\$ 377,397,520	\$ 366,421,994
Health Sciences	Dentistry	\$ 10,270,646	\$ 12,390,820
	Health Sciences Admin	\$ 61,000	
	Medical Centers	\$ 1,000	
	Medicine	\$ 496,439,575	\$ 522,264,782
	Nursing	\$ 14,830,863	\$ 16,085,771
	Pharmacy	\$ 13,175,785	\$ 8,399,533
	Public Health and Community Medicine	\$ 80,918,388	\$ 79,499,584
Subtotal :		\$ 615,697,256	\$ 638,640,491
Special Programs	Alcohol and Drug Abuse Institute	\$ 1,673,433	\$ 4,940,461
	CHDD Administration	\$ 10,549,341	\$ 7,596,760
	Regional Primate Center	\$ 13,257,942	\$ 17,006,272
Subtotal :		\$ 25,480,716	\$ 29,543,493

School/College		FY07	FY08
Other UW			
Campuses	Bothell	\$ 680,323	\$ 1,495,868
	Tacoma	\$ 232,796	\$ 322,285
Subtotal :		\$ 913,119	\$ 1,818,153
Not Indicated Not Indicated			\$ 720,593
Subtotal :			\$ 720,593
Grand Total :		\$ 1,019,488,611	\$ 1,037,144,723

Assuming acceptance of all awards by the Board of Regents

List of Awards for Arts and Sciences

Fiscal Years 2006-2007 and 2007-2008

Department	FY07	FY08
Center for Statistics and the Social Sciences	\$ 809,139	\$ 1,057,167
Center for Studies in Demography and Ecology	\$ 2,204,034	\$ 3,059,705
Department of Anthropology	\$ 223,974	\$ 249,016
Department of Applied Mathematics	\$ 1,755,667	\$ 999,617
Department of Asian Languages and Literature	\$ 91,760	\$0
Department of Astronomy	\$ 3,659,866	\$ 5,271,019
Department of Atmospheric Sciences	\$ 7,816,465	\$ 4,555,256
Department of Biology	\$ 10,638,370	\$ 6,442,472
Department of Chemistry	\$ 21,773,610	\$ 22,922,050
Department of Communication	\$ 1,541,100	\$ 1,395,680
Department of Comparative Literature	\$ 46,178	\$0
Department of Earth and Space Sciences	\$ 6,742,383	\$ 4,986,628
Department of Economics	\$ 24,800	\$ 6,575
Department of English	\$ 60,000	\$ 77,573
Department of Geography	\$ 180,909	\$ 336,787
Department of Germanics	\$ 53,000	\$ 98,000
Department of History	\$ 70,694	\$ 100,000
Department of Linguistics	\$ 186,277	\$ 494,255
Department of Mathematics	\$ 1,524,427	\$ 3,370,166
Department of Physics	\$ 10,979,440	\$ 11,733,560
Department of Political Science	\$ 566,198	\$ 1,677,849
Department of Psychology	\$ 11,196,470	\$ 9,502,144
Department of Romance Languages	\$ 6,000	\$0
Department of Scandinavian Studies	\$ 11,000	\$0
Department of Sociology	\$ 170,649	\$ 156,574
Department of Speech and Hearing Sciences	\$ 2,309,561	\$ 1,926,471
Department of Statistics	\$ 1,292,971	\$ 918,534
Department of Women Studies	\$ 23,592	\$ 55,000
Gaining Early Awareness and Readiness for Undergraduate Programs	\$ 750,000	\$ 790,660
Henry M. Jackson School of International Studies	\$ 7,395,238	\$ 4,216,753
Institute for Nuclear Theory	\$ 4,031,400	\$ 3,274,000
Language Learning Center	\$ 20,000	\$ 76,000
Law, Societies and Justice Program	\$ 168,092	\$ 71,745
Public Performing Arts	\$ 169,370	\$ 193,213
School of Art	\$ 48,000	\$0
School of Drama	\$0	\$ 75,000
School of Music	\$ 300,000	\$ 600,000
Thomas Burke Memorial Washington State Museum	\$ 553,981	\$ 127,634

Department	FY07	FY08
<hr/>		
Total :	\$ 99,394,610	\$ 90,817,100

Assuming acceptance of all awards by the Board of Regents

Summary of Grant Awards

Fiscal Year 2007-2008

Excluding private awards from Foundations, Industry, Associations and Others

Month	RESEARCH AND OTHER		TRAINING		Total Grants
	Federal	Non-Federal	Federal	Non-Federal	
July	\$ 54,190,780	\$ 1,031,886	\$ 7,034,788	\$ 0	\$ 62,257,460
August	\$ 107,638,100	\$ 2,487,815	\$ 9,762,278	\$ 199,000	\$ 120,087,200
September	\$ 54,737,540	\$ 855,616	\$ 11,410,000	\$ 0	\$ 67,003,160
October	\$ 69,439,460	\$ 3,387,818	\$ 6,360,827	\$ 194,787	\$ 79,382,900
November	\$ 7,672,178	\$ 2,205,321	\$ 319,941	\$ 21,146	\$ 10,218,590
December	\$ 13,839,270	\$ 1,071,375	\$ 385,596	\$ 203,738	\$ 15,499,980
January	\$ 16,138,890	\$ 3,928,468	\$ 624,062	\$ 108,039	\$ 20,799,460
February	\$ 24,350,010	\$ 1,202,499	\$ 1,215,807	\$ 0	\$ 26,768,320
March	\$ 47,558,410	\$ 3,106,175	\$ 1,188,447	\$ 7,500	\$ 51,860,530
April	\$ 52,965,980	\$ 1,425,991	\$ 4,504,414	\$ 32,000	\$ 58,928,390
May	\$ 47,763,140	\$ 323,848	\$ 7,422,283	\$ 0	\$ 55,509,260
June	\$ 105,359,400	\$ 2,674,500	\$ 53,552,070	\$ 35,978	\$ 161,622,000
Year to Date	\$ 601,653,200	\$ 23,701,310	\$ 103,780,500	\$ 802,188	\$ 729,937,200

Assuming acceptance of all awards by the Board of Regents

Summary of Grant Awards**Fiscal Year 2007-2008***Private awards from Foundations, Industry, Associations and Others*

Month	RESEARCH AND OTHER	TRAINING	Total Grants
July	\$ 5,463,786	\$ 223,067	\$ 5,686,853
August	\$ 12,792,000	\$ 604,407	\$ 13,396,400
September	\$ 16,434,390	\$ 237,863	\$ 16,672,250
October	\$ 25,846,500	\$ 258,263	\$ 26,104,770
November	\$ 6,912,596	\$ 240,676	\$ 7,153,272
December	\$ 9,944,877	\$ 1,380,140	\$ 11,325,020
January	\$ 8,045,577	\$ 700	\$ 8,046,277
February	\$ 10,692,720	\$ 493,319	\$ 11,186,040
March	\$ 8,725,010	\$ 942,268	\$ 9,667,278
April	\$ 11,726,810	\$ 152,967	\$ 11,879,780
May	\$ 5,394,955	\$ 168,915	\$ 5,563,870
June	\$ 25,005,180	\$ 745,744	\$ 25,750,930
Year to Date	\$ 146,984,400	\$ 5,448,329	\$ 152,432,700

Assuming acceptance of all awards by the Board of Regents

Summary of Contract Awards Fiscal Year 2007-2008					
Month	RESEARCH AND OTHER		TRAINING		Total Contracts
	Federal	Non-Federal	Federal	Non-Federal	
July	\$ 496,481	\$ 8,486,723	\$ 0	\$ 5,370,224	\$ 14,353,430
August	\$ 4,778,947	\$ 5,840,805	\$ 2,977	\$ 238,528	\$ 10,861,260
September	\$ 8,132,220	\$ 7,054,878	\$ 1,273	\$ 1,619,535	\$ 16,807,910
October	\$ 6,481,776	\$ 9,653,934	\$ 50,000	\$ 1,730,865	\$ 17,916,580
November	\$ 3,618,770	\$ 5,471,781	\$ 0	\$ 1,485,403	\$ 10,575,950
December	\$ 2,251,427	\$ 5,516,219	\$ 0	\$ 345,013	\$ 8,112,658
January	\$ 3,105,263	\$ 5,991,835	\$ 288,464	\$ 1,268,565	\$ 10,654,130
February	\$ 3,386,189	\$ 6,112,575	\$ 0	\$ 1,436,463	\$ 10,935,230
March	\$ 3,877,332	\$ 5,565,595	\$ 0	\$ 257,761	\$ 9,700,688
April	\$ 5,872,264	\$ 6,632,691	\$ 24,500	\$ 325,256	\$ 12,854,710
May	\$ 6,220,002	\$ 7,177,491	\$ 0	\$ 46,780	\$ 13,444,270
June	\$ 6,040,864	\$ 7,433,196	\$ 0	\$ 5,083,941	\$ 18,558,000
Year to Date	\$ 54,261,540	\$ 80,937,720	\$ 367,214	\$ 19,208,330	\$ 154,774,800

Assuming acceptance of all awards by the Board of Regents

Report of Grant and Contract Awards of \$1,000,000 or More

June 2008

**Requiring action of
The Board of Regents
of the
University of Washington**

**Office of Research
Office of Sponsored Programs**

Detail of Public Grant Awards

Federal

US Department of Education (DOEd)

Office of Federal Student Aid (FSA)

To:	Sharon K. Lewis, Director STUDENT FINANCIAL AID	\$ 20,380,000
For:	Pell Grant	
Eff:	7/1/2007	Classified: No
To:	Sharon K. Lewis, Director STUDENT FINANCIAL AID	\$ 1,375,000
For:	State Work Study	
Eff:	7/1/2007	Classified: No
To:	Sharon K. Lewis, Director STUDENT FINANCIAL AID	\$ 2,680,000
For:	Federal Work Study	
Eff:	7/1/2007	Classified: No
To:	Sharon K. Lewis, Director STUDENT FINANCIAL AID	\$ 1,519,377
For:	Supplemental Educational Opportunity Grant Program	
Eff:	7/1/2007	Classified: No
Total for Office of Federal Student Aid (FSA):		\$ 25,954,377
Total for US Department of Education (DOEd):		\$ 25,954,377

US Department of Health and Human Services (DHHS)

Centers for Disease Control and Prevention (CDC)

To:	Noah S. Seixas, Professor Department of Environmental and Occupational Health Sciences	\$ 1,212,932
For:	Education and Research Center	
Eff:	7/1/2008	Classified: No
Total for Centers for Disease Control and Prevention (CDC):		\$ 1,212,932

Health Resources and Services Administration (HRSA)

To:	King K. Holmes, Professor Department of Medicine	\$ 41,417,679
For:	International AIDS Education and Training Center	
Eff:	4/1/2006	Classified: No
To:	King K. Holmes, Professor Department of Medicine	\$ 1,733,332
For:	International AIDS Education and Training Center	
Eff:	4/1/2006	Classified: No
Total for Health Resources and Services Administration (HRSA):		\$ 43,151,011

National Institute for Occupational Safety and Health (NIOSH)

To:	Richard A. Fenske, Professor Department of Environmental and Occupational Health Sciences	\$ 1,387,258
For:	Pacific Northwest Agricultural Safety and Health Center	
Eff:	9/30/2006	Classified: No
Total for National Institute for Occupational Safety and Health (NIOSH):		\$ 1,387,258

National Institutes of Health (NIH)

To:	Walter A Kukull, Director	\$ 2,652,535
-----	---------------------------	--------------

Detail of Public Grant Awards

Federal

US Department of Health and Human Services (DHHS)

National Institutes of Health (NIH)

	Department of Epidemiology	
For:	National Alzheimer's Coordinating Center	
Eff:	7/1/2008	Classified: No
To:	Bruce M. Psaty, Professor Department of Medicine	\$ 1,353,530
For:	CHS Events Follow Up Study	
Eff:	6/1/2008	Classified: No
To:	Bruce M. Psaty, Professor Department of Medicine	\$ 1,828,582
For:	Genome-wide case-only study of antihypertensive drug-gene interactions	
Eff:	7/1/2008	Classified: No
To:	Murray Raskind, Professor Department of Psychiatry	\$ 2,483,534
For:	Alzheimer's Disease Research Center	
Eff:	5/1/2008	Classified: No
To:	Buddy D Ratner, Professor Bioengineering	\$ 1,974,136
For:	Engineered Cardiac Morphogenesis: Stem Cells and Scaffolds	
Eff:	6/1/2008	Classified: No

National Human Genome Research Institute (NHGRI)

To:	Bruce Spencer Weir, Professor Department of Biostatistics	\$ 1,125,716
For:	Genome Wide Association Coordinating Center (GENEVA)	
Eff:	6/1/2008	Classified: No
	<i>Total for National Human Genome Research Institute (NHGRI):</i>	<i>\$ 1,125,716</i>

National Institute of Child Health and Human Development (NICHD)

To:	William J Bremner, Professor Department of Medicine	\$ 1,667,448
For:	Male Contraception Research Center Grant	
Eff:	3/1/2008	Classified: No
	<i>Total for National Institute of Child Health and Human Development (NICHD):</i>	<i>\$ 1,667,448</i>

National Institute of Diabetes and Digestive and Kidney Diseases (NIDDK)

To:	Jerry P Palmer, Professor Department of Medicine	\$ 1,303,066
For:	Diabetes Endocrinology Research Center	
Eff:	12/1/2007	Classified: No
	<i>Total for National Institute of Diabetes and Digestive and Kidney Diseases (NIDDK):</i>	<i>\$ 1,303,066</i>

Total for National Institutes of Health (NIH):	\$ 14,388,547
---	----------------------

Total for US Department of Health and Human Services (DHHS):	\$ 60,139,748
---	----------------------

Detail of Public Grant Awards

Federal

National Science Foundation (NSF)

National Science Foundation (NSF)

To: Russell E Mc Duff, Director/Chair \$ 4,262,208
School of Oceanography

For: R/V Thomas G. Thompson Ship Operations 2005-2009

Eff: 3/1/2005 Classified: No

To: John D Bransford, Professor \$ 4,996,682
Department of Education

For: The LIFE Center: Learning in Informal and Formal Environments

Eff: 7/2/2004 Classified: No

Total for National Science Foundation (NSF): \$ 9,258,890

Total for National Science Foundation (NSF): \$ 9,258,890

Total for Federal: \$ 95,353,015

Other Government (not in Washington)

University of Alabama, Birmingham

To: Mari M. Kitahata, Assoc Professor \$ 1,022,358
Department of Medicine

For: Unsolicited R24 for the CFAR Network of Integrated

Eff: 9/1/2007 Classified: No

Total for University of Alabama, Birmingham: \$ 1,022,358

Total for Other Government (not in Washington): \$ 1,022,358

Total Public Grants: \$ 96,375,373

Detail of Private Grant Awards

Associations and Non-Profits

Joint Oceanographic Institutions, Inc.

To: John R. Delaney, Professor \$ 1,808,573
School of Oceanography

For: The University of Washington's Application to Become the
Implementing Organization for the Regional Cabled Observatory
Eff: 3/30/2007 Classified: No

Total for Joint Oceanographic Institutions, Inc.: \$ 1,808,573

Total for Associations and Non-Profits: \$ 1,808,573

Foundations

Bill and Melinda Gates Foundation

To: Christopher J Murray, Professor \$ 8,583,291
Global Health

For: Health Metrics Institute Proposal
Eff: 5/1/2007 Classified: No

To: Christopher J Murray, Professor \$ 3,291,178
Global Health

For: Copy of Global Burden of Disease
Eff: 3/6/2008 Classified: No

Total for Bill and Melinda Gates Foundation: \$ 11,874,469

Gordon and Betty Moore Foundation

To: Ray Hilborn, Professor \$ 3,600,000
School of Aquatic and Fishery Science

For: Biocomplexity and management of Pacific salmon
Eff: 6/1/2008 Classified: No

Total for Gordon and Betty Moore Foundation: \$ 3,600,000

Total for Foundations: \$ 15,474,469

Total Private Grants: \$ 17,283,042

Detail of Contract Awards

Federal

US Department of Health and Human Services (DHHS)

National Institutes of Health (NIH)

National Institute of Allergy and Infectious Diseases (NIAID)

To: Dorothy L Patton, Professor \$ 2,648,000
Department of Obstetrics and Gynecology

For: Topical Microbicide Safety and Efficacy Evaluation in Nonhuman
Primates

Eff: 5/31/2007 Classified: No

*Total for National Institute of Allergy and Infectious Diseases
(NIAID):* \$ 2,648,000

Total for National Institutes of Health (NIH): \$ 2,648,000

Total for US Department of Health and Human Services (DHHS): \$ 2,648,000

Total for Federal: \$ 2,648,000

Associations and Non-Profits

George Washington University

To: Santica M. Marcovina, Research Professor \$ 1,294,976
Department of Medicine

For: Diabetes Prevention Program Outcome Study (DPPOS) - CBL

Eff: 2/1/2008 Classified: No

To: Santica M. Marcovina, Research Professor \$ 1,000,215
Department of Medicine

For: STOPP-T2D Central Blood Laboratory

Eff: 3/1/2008 Classified: No

Total for George Washington University: \$ 2,295,191

Total for Associations and Non-Profits: \$ 2,295,191

State of Washington

Washington State Department of Social and Health Services (DSHS)

To: Edwina Uehara, Dean \$ 3,844,442
School of Social Work

For: Child Welfare Training and Advancement Program 08-09

Eff: 7/1/2008 Classified: No

**Total for Washington State Department of Social and Health Services
(DSHS):** \$ 3,844,442

Total for State of Washington: \$ 3,844,442

Total Contracts: \$ 8,787,633

Grand Total for all Awards \$ 122,446,048