

VII. STANDING COMMITTEES

B. Finance, Audit and Facilities Committee

Grant and Contract Awards Summary – July and August, 2008

RECOMMENDED ACTION:

It is the recommendation of the administration and the Finance, Audit and Facilities Committee that the Board of Regents accept the Grant and Contract Awards as presented on the attached reports.

Attachments

1. Grant and Contract Awards Summary for July, 2008
2. Grant and Contract Awards Summary for August, 2008

Grant and Contract Awards Summary

to

The Board of Regents

of the

University of Washington

for

July 2008

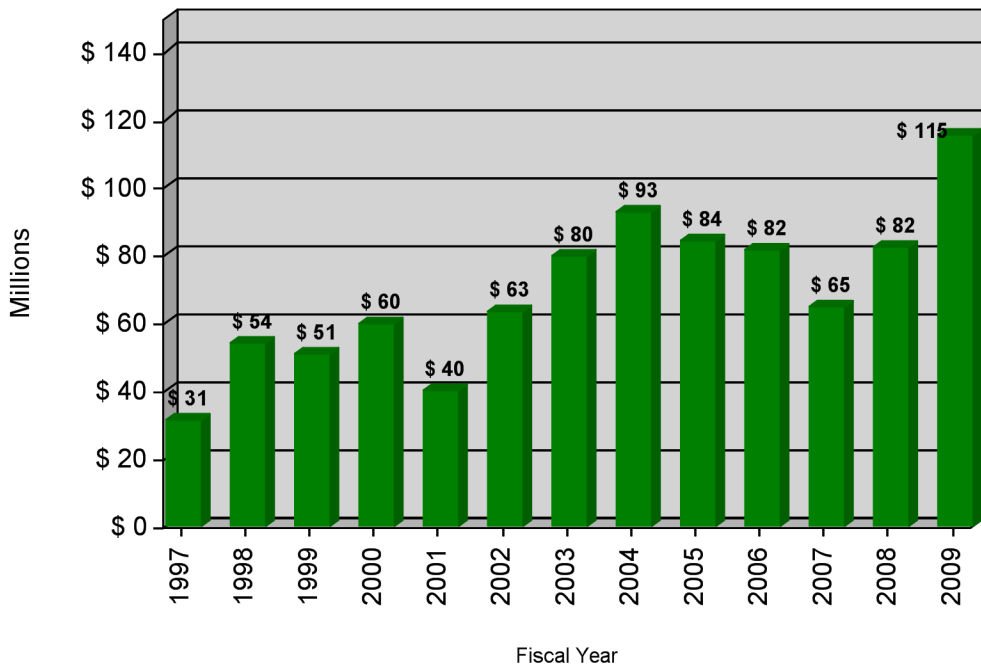
Office of Research

Office of Sponsored Programs

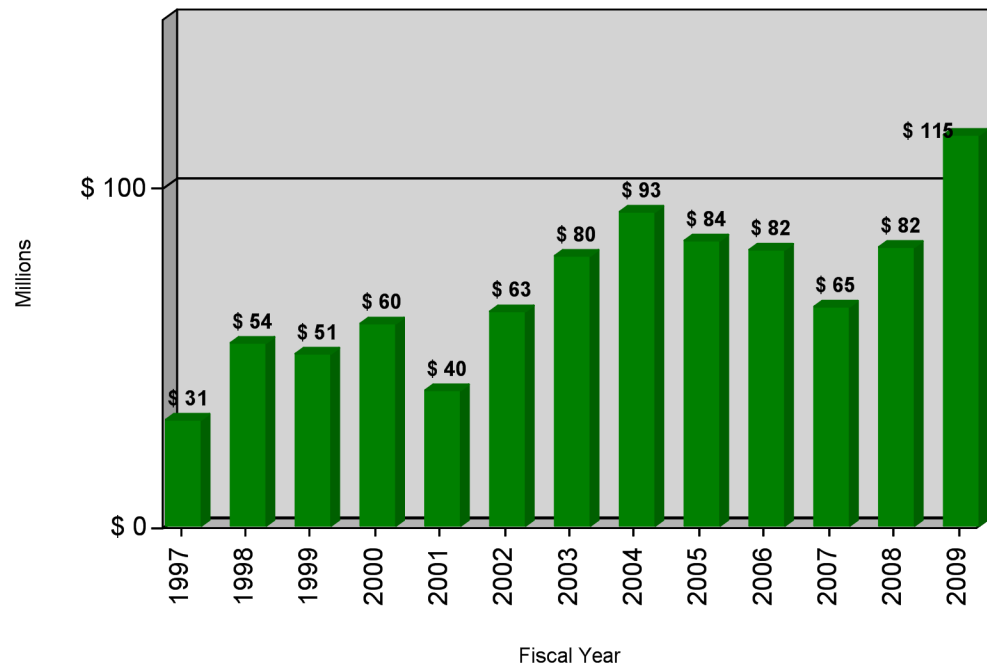
Table of Contents

Graphical Summary of Award Activity	3
Summary of Grant and Contract Awards	4
Comparison of Grants and Contract Awards by Agency	5
Comparison of Grants and Contract Awards by School/College	6
Listing of Awards for College of Arts and Sciences by Department	7
Summary of Grant Awards – Excluding Private Awards	8
Summary of Grant Awards - Private Awards	9
Summary of Contract Awards	10
Report of Grant & Contract Awards over \$1,000,000	11

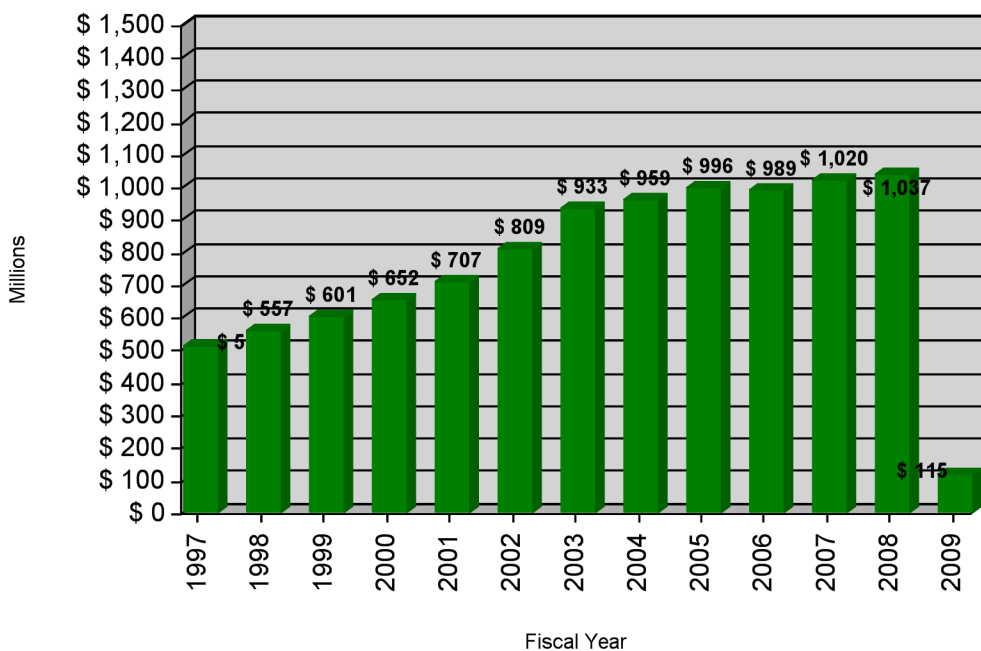
July Only
Comparison of Grant & Contract Awards



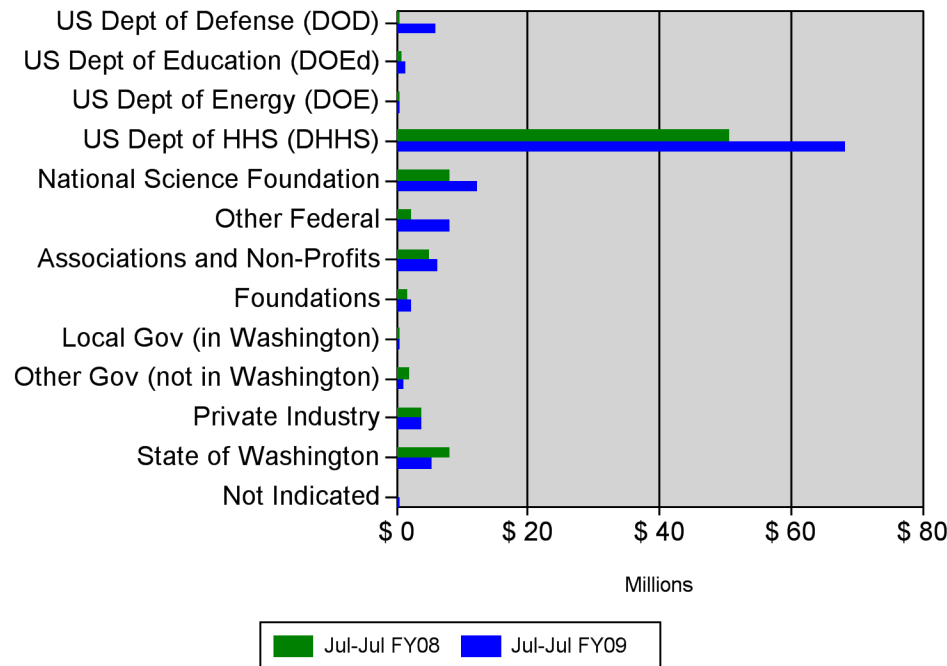
Fiscal Year to Date
Comparison of Grant & Contract Awards



Complete Fiscal Year
Comparison of Grant & Contract Awards



Fiscal Year to Date
Two-Year Comparison of Grant and Contract Awards



Summary of Grant and Contract Awards

Fiscal Year 2008-2009

Month	RESEARCH AND OTHER		TRAINING		Total Grants and Contracts
	Federal	Non-Federal	Federal	Non-Federal	
July	\$ 86,211,310	\$ 16,220,680	\$ 9,776,757	\$ 3,166,441	\$ 115,375,200
FY09 to Date	\$86,211,310	\$16,220,681	\$9,776,757	\$3,166,441	\$115,375,189
FY08 to Date	\$54,687,263	\$14,982,395	\$7,034,788	\$5,593,291	\$82,297,737
Over (Under) Previous Year	\$31,524,047	\$1,238,286	\$2,741,969	(\$2,426,850)	\$33,077,452

Assuming acceptance of all awards by the Board of Regents

Comparison of Grant and Contract Awards by Agency**Fiscal Years 2007-2008 and 2008-2009**

Agency	Jul-Jul FY08	Jul-Jul FY09
US Department of Defense (DOD)	\$ 120,000	\$ 5,772,109
US Department of Education (DOEd)	\$ 630,430	\$ 1,286,346
US Department of Energy (DOE)	\$ 225,000	\$ 11,745
US Department of Health and Human Services (DHHS)	\$ 50,715,571	\$ 68,387,982
National Science Foundation (NSF)	\$ 7,882,375	\$ 12,403,197
Other Federal	\$ 2,148,675	\$ 8,126,688
Subtotal for Federal :	\$ 61,722,051	\$ 95,988,067
Associations and Non-Profits	\$ 4,956,766	\$ 6,113,861
Foundations	\$ 1,562,629	\$ 2,272,843
Local Government (in Washington)	\$ 471,026	\$ 559,985
Other Government (not in Washington)	\$ 2,033,134	\$ 1,180,887
Private Industry	\$ 3,631,821	\$ 3,836,469
State of Washington	\$ 7,920,309	\$ 5,410,695
Not Indicated	\$ 0	\$ 12,382
Subtotal for Non-Federal :	\$ 20,575,686	\$ 19,387,121
Grand Total :	\$ 82,297,737	\$ 115,375,189
Amount of Increase (Decrease) :		\$ 33,077,452
Percent of Increase (Decrease) :		40.2 %

Assuming acceptance of all awards by the Board of Regents

Comparison of Grant and Contract Awards by School/College**Fiscal Years 2007-2008 and 2008-2009**

School/College	Jul-Jul FY08	Jul-Jul FY09
Upper Campus		
Architecture and Urban Planning	\$ 131,327	\$ 227,321
Arts and Sciences	\$ 6,414,188	\$ 9,971,460
Business Administration		\$ 95,000
Education	\$ 55,000	\$ 1,434,447
Educational Outreach		\$ 39,001
Engineering	\$ 1,356,326	\$ 7,222,503
Evans School of Public Affairs	\$ 107,829	\$ 285,000
Executive Vice President		\$ 621,238
Forest Resources	\$ 1,002,273	\$ 1,523,273
Graduate School	\$ 20,500	\$ 674,303
Information School	\$ 1,336,965	
Ocean and Fishery Sciences	\$ 5,230,017	\$ 6,607,452
Office of Research	\$ 128,888	\$ 4,007,431
Provost	\$ 200,000	
Social Work	\$ 4,802,145	\$ 3,894,606
Subtotal :	\$ 20,785,458	\$ 36,603,034
Health Sciences		
Dentistry	\$ 1,933,842	\$ 1,846,558
Medicine	\$ 33,340,689	\$ 54,974,604
Nursing	\$ 2,506,644	\$ 4,086,006
Pharmacy	\$ 1,574,151	\$ 924,871
Public Health and Community Medicine	\$ 4,425,089	\$ 3,055,993
Subtotal :	\$ 43,780,414	\$ 64,888,032
Special Programs		
Alcohol and Drug Abuse Institute	\$ 528,311	\$ 145,630
CHDD Administration	\$ 4,078,148	\$ 854,817
Regional Primate Center	\$ 13,122,405	\$ 12,585,373
Subtotal :	\$ 17,728,864	\$ 13,585,820
Other UW Campuses		
Bothell		\$ 298,302
Tacoma	\$ 3,000	
Subtotal :	\$ 3,000	\$ 298,302
Grand Total :	\$ 82,297,737	\$ 115,375,189

Assuming acceptance of all awards by the Board of Regents

List of Awards for Arts and Sciences**Fiscal Years 2007-2008 and 2008-2009**

Department	Jul-Jul FY08	Jul-Jul FY09
Center for Studies in Demography and Ecology	\$0	\$ 240,570
Department of Astronomy	\$ 237,505	\$ 367,592
Department of Atmospheric Sciences	\$0	\$ 276,288
Department of Biology	\$ 584,114	\$ 531,129
Department of Chemistry	\$ 3,699,922	\$ 5,854,353
Department of Communication	\$ 14,458	\$0
Department of Earth and Space Sciences	\$ 178,099	\$ 829,173
Department of Economics	\$ 6,575	\$0
Department of English	\$0	\$ 43,000
Department of Linguistics	\$0	\$ 74,795
Department of Mathematics	\$ 55,620	\$ 178,245
Department of Physics	\$ 40,000	\$ 610,000
Department of Political Science	\$ 28,360	\$ 14,400
Department of Psychology	\$ 673,458	\$ 534,505
Department of Speech and Hearing Sciences	\$ 355,412	\$ 322,626
Department of Statistics	\$ 9,710	\$ 83,334
Henry M. Jackson School of International Studies	\$ 530,955	\$0
Public Performing Arts	\$0	\$ 11,450
Total :	\$ 6,414,187	\$ 9,971,459

Assuming acceptance of all awards by the Board of Regents

Summary of Grant Awards

Fiscal Year 2008-2009

Excluding private awards from Foundations, Industry, Associations and Others

Month	RESEARCH AND OTHER		TRAINING		Total Grants
	Federal	Non-Federal	Federal	Non-Federal	
July	\$ 84,799,550	\$ 3,384,315	\$ 9,776,757	\$ 390,531	\$ 98,351,160
Year to Date	\$ 84,799,550	\$ 3,384,315	\$ 9,776,757	\$ 390,531	\$ 98,351,160

Assuming acceptance of all awards by the Board of Regents

Summary of Grant Awards

Fiscal Year 2008-2009

Private awards from Foundations, Industry, Associations and Others

Month	RESEARCH AND OTHER	TRAINING	Total Grants
July	\$ 6,878,668	\$ 512,428	\$ 7,391,096
Year to Date	\$ 6,878,668	\$ 512,428	\$ 7,391,096

Assuming acceptance of all awards by the Board of Regents

Summary of Contract Awards

Fiscal Year 2008-2009

Month	RESEARCH AND OTHER		TRAINING	Total Contracts
	Federal	Non-Federal	Non-Federal	
July	\$ 1,411,756	\$ 5,957,698	\$ 2,263,482	\$ 9,632,936
Year to Date	\$ 1,411,756	\$ 5,957,698	\$ 2,263,482	\$ 9,632,936

Assuming acceptance of all awards by the Board of Regents

**Report of Grant and Contract Awards
of \$1,000,000 or More**

July 2008

**Requiring action of
The Board of Regents
of the
University of Washington**

**Office of Research
Office of Sponsored Programs**

Detail of Public Grant Awards

Federal

US Department of Defense (DOD)

DARPA Defense Sciences Office

To: David Baker, Professor \$ 4,700,000
 Department of Biochemistry
 For: New Technology for Inside-Out Design of Novel Enzyme Catalysts
 Eff: 7/11/2008 Classified: No

Total for DARPA Defense Sciences Office: \$ 4,700,000

Total for US Department of Defense (DOD): \$ 4,700,000

US Department of Health and Human Services (DHHS)

Centers for Disease Control and Prevention (CDC)

To: Grace C. John Stewart, Assoc Professor \$ 4,219,438
 Department of Medicine
 For: University of Washington/Coptic Hospital Collaborative HIV-1 Care
 Eff: 4/1/2008 Classified: No

Total for Centers for Disease Control and Prevention (CDC): \$ 4,219,438

National Institutes of Health (NIH)

To: King K. Holmes, Chair \$ 3,183,262
 Global Health
 For: University of Washington Center for AIDS Research
 Eff: 6/1/2008 Classified: No

To: David Kimelman, Professor \$ 1,104,796
 Department of Biochemistry
 For: Training in Molecular and Cellular Biology
 Eff: 7/1/2008 Classified: No

National Center for Research Resources (NCRR)

To: Sidney D Nelson, Dean \$ 12,480,373
 Dean of Pharmacy
 For: Washington National Primate Research Center FY47
 Eff: 5/1/2008 Classified: No

Total for National Center for Research Resources (NCRR): \$ 12,480,373

National Institute of Child Health and Human Development (NICHD)

To: G Stanley Mc Knight, Professor \$ 1,502,670
 Department of Pharmacology
 For: U54 Clinical and Basic Studies in Male Reproduction
 Eff: 4/1/2008 Classified: No

Total for National Institute of Child Health and Human Development (NICHD): \$ 1,502,670

Total for National Institutes of Health (NIH): \$ 18,271,101

Total for US Department of Health and Human Services (DHHS): \$ 22,490,539

National Science Foundation (NSF)

National Science Foundation (NSF)

To: Larry R. Dalton, Professor \$ 4,000,000
 Department of Chemistry

Detail of Public Grant Awards

Federal

National Science Foundation (NSF)

National Science Foundation (NSF)

For: Center on Materials and Devices for Information Technology
Research
Eff: 8/1/2008 Classified: No

Total for National Science Foundation (NSF): \$ 4,000,000

Total for National Science Foundation (NSF): \$ 4,000,000

Other Federal

National Oceanic and Atmospheric Administration (NOAA)

To: John M Wallace, Director \$ 2,696,768
Joint Institute for Study of the Atmosphere and Ocean (JISAO)
For: The Argo Project: Global Ocean Observations for Understanding
and Prediction of Climate Variability
Eff: 4/2/2001 Classified: No

Total for National Oceanic and Atmospheric Administration (NOAA): \$ 2,696,768

US Department of Transportation

To: Nancy L Nihan, Director \$ 1,686,000
Civil and Environmental Engineering
For: TransNow Center Plan for Fiscal Year 2008-2009 (July1, 2008-June
30,2009)
Eff: 10/1/2006 Classified: No

Total for US Department of Transportation: \$ 1,686,000

Total for Other Federal: \$ 4,382,768

Total for Federal: \$ 35,573,307

State of Washington

Washington State Higher Education Coordinating Board

To: Michael Hochberg, Acting Assistant Professor-temp \$ 1,310,000
Electrical Engineering
For: Innovation Research Team (IRT) Program
Eff: 6/16/2008 Classified: No

Total for Washington State Higher Education Coordinating Board: \$ 1,310,000

Total for State of Washington: \$ 1,310,000

Total Public Grants: \$ 36,883,307

Grand Total for all Awards \$ 36,883,307

Grant and Contract Awards Summary

to

The Board of Regents

of the

University of Washington

for

August 2008

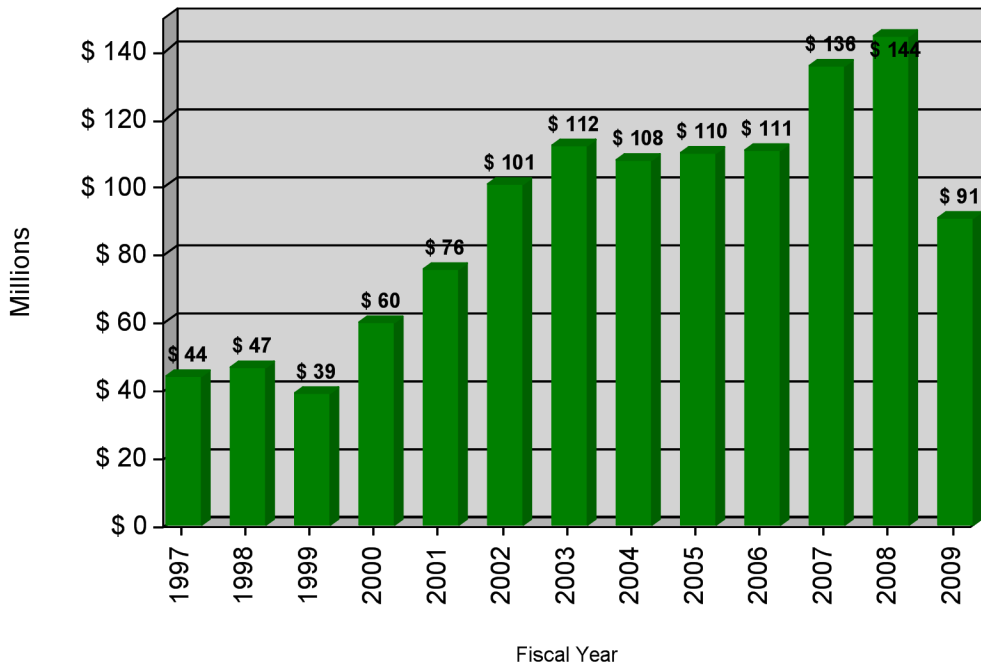
Office of Research

Office of Sponsored Programs

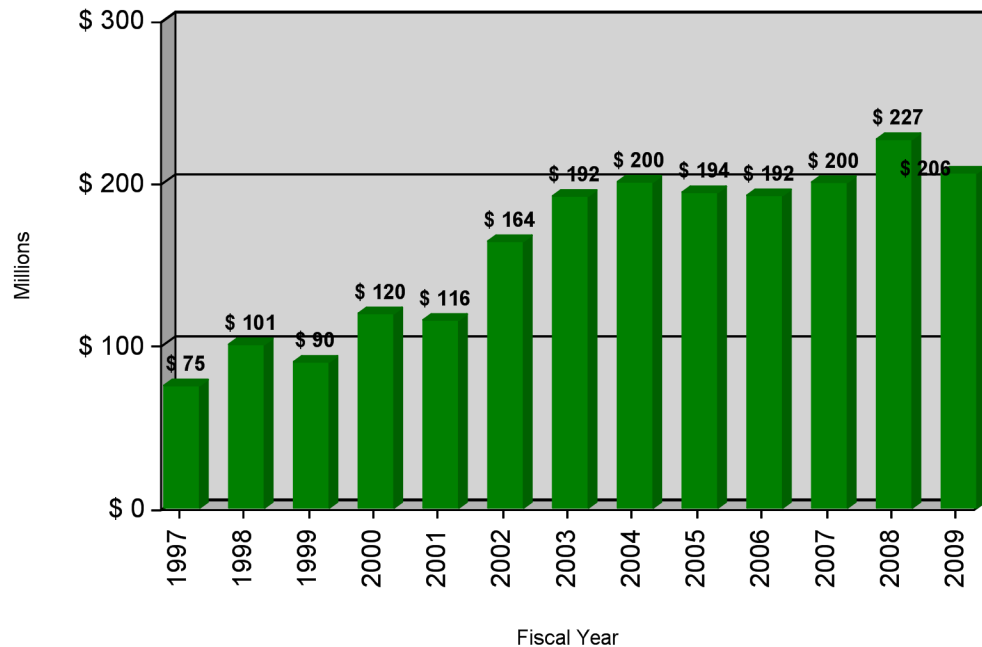
Table of Contents

Graphical Summary of Award Activity	3
Summary of Grant and Contract Awards	4
Comparison of Grants and Contract Awards by Agency	5
Comparison of Grants and Contract Awards by School/College	6
Listing of Awards for College of Arts and Sciences by Department	7
Summary of Grant Awards – Excluding Private Awards	8
Summary of Grant Awards - Private Awards	9
Summary of Contract Awards	10
Report of Grant & Contract Awards over \$1,000,000	11

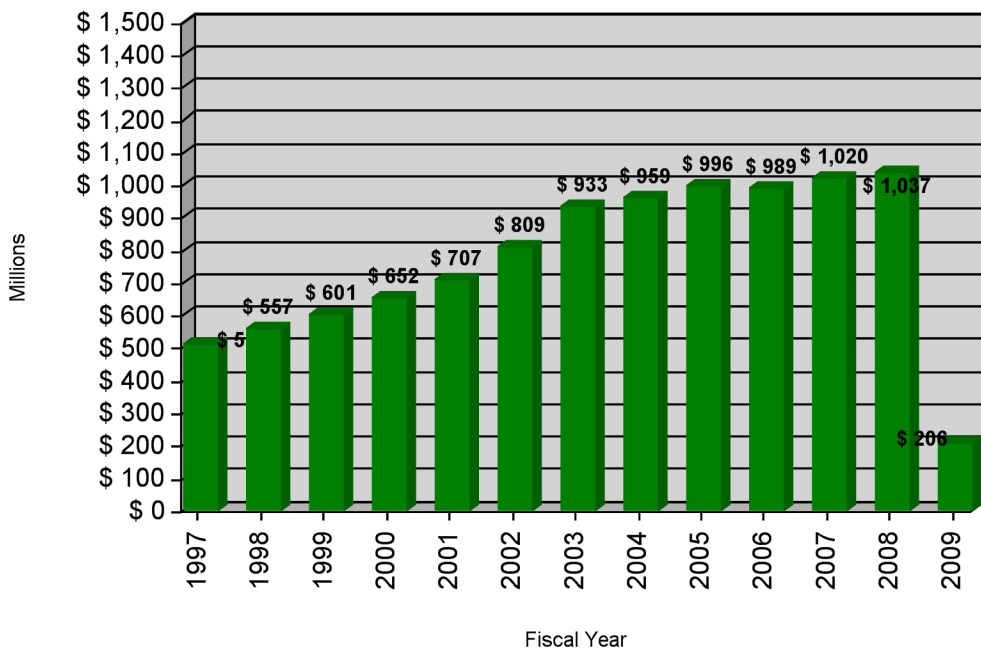
August Only
Comparison of Grant & Contract Awards



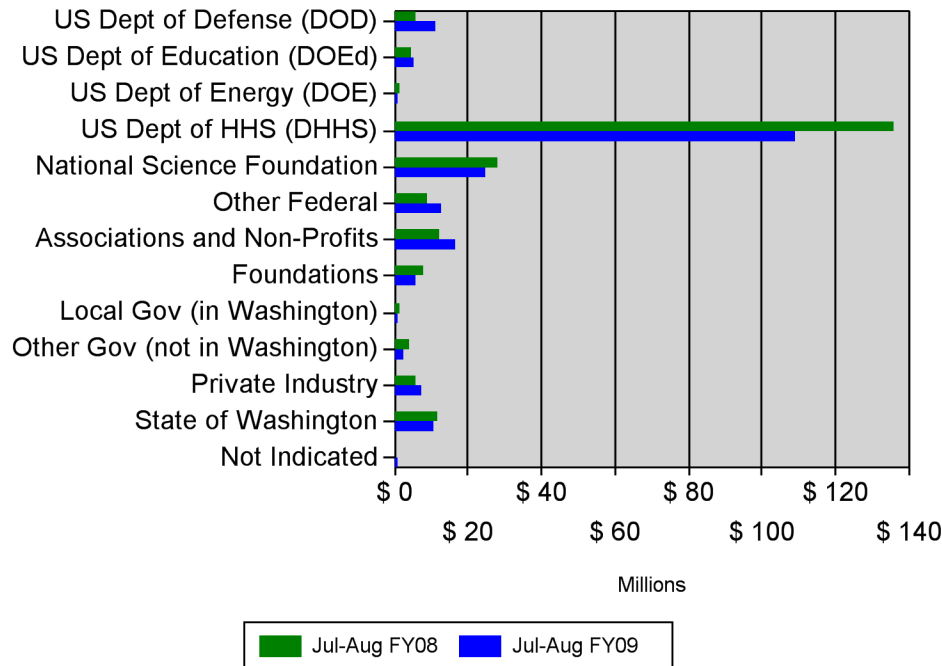
Fiscal Year to Date
Comparison of Grant & Contract Awards



Complete Fiscal Year
Comparison of Grant & Contract Awards



Fiscal Year to Date
Two-Year Comparison of Grant and Contract Awards



Summary of Grant and Contract Awards

Fiscal Year 2008-2009

Month	RESEARCH AND OTHER		TRAINING		Total Grants and Contracts
	Federal	Non-Federal	Federal	Non-Federal	
July	\$ 86,211,310	\$ 16,220,680	\$ 9,776,757	\$ 3,166,441	\$ 115,375,200
August	\$ 59,011,790	\$ 22,563,880	\$ 7,944,685	\$ 1,036,159	\$ 90,556,520
FY09 to Date	\$145,223,100	\$38,784,565	\$17,721,442	\$4,202,600	\$205,931,707
FY08 to Date	\$167,104,302	\$36,103,010	\$16,800,043	\$6,635,226	\$226,642,581
Over (Under) Previous Year	(\$21,881,202)	\$2,681,556	\$921,399	(\$2,432,626)	(\$20,710,874)

Assuming acceptance of all awards by the Board of Regents

Comparison of Grant and Contract Awards by Agency**Fiscal Years 2007-2008 and 2008-2009**

Agency	Jul-Aug FY08	Jul-Aug FY09
US Department of Defense (DOD)	\$ 5,634,798	\$ 11,090,024
US Department of Education (DOEd)	\$ 4,562,660	\$ 5,381,763
US Department of Energy (DOE)	\$ 1,126,000	\$ 252,139
US Department of Health and Human Services (DHHS)	\$ 135,503,344	\$ 108,964,292
National Science Foundation (NSF)	\$ 28,165,545	\$ 24,772,566
Other Federal	\$ 8,911,998	\$ 12,483,758
Subtotal for Federal :	\$ 183,904,345	\$ 162,944,542
Associations and Non-Profits	\$ 12,444,472	\$ 16,741,442
Foundations	\$ 7,755,164	\$ 5,398,230
Local Government (in Washington)	\$ 1,381,881	\$ 903,216
Other Government (not in Washington)	\$ 3,768,793	\$ 2,460,373
Private Industry	\$ 5,928,239	\$ 7,046,649
State of Washington	\$ 11,459,687	\$ 10,424,874
Not Indicated	\$ 0	\$ 12,382
Subtotal for Non-Federal :	\$ 42,738,236	\$ 42,987,165
Grand Total :	\$ 226,642,581	\$ 205,931,707
Amount of Increase (Decrease) :		(\$ 20,710,874)
Percent of Increase (Decrease) :		(9.1 %)

Assuming acceptance of all awards by the Board of Regents

Comparison of Grant and Contract Awards by School/College

Fiscal Years 2007-2008 and 2008-2009

School/College	Jul-Aug FY08	Jul-Aug FY09
Upper Campus		
Architecture and Urban Planning	\$ 220,546	\$ 227,321
Arts and Sciences	\$ 20,535,343	\$ 19,951,203
Business Administration	\$ 344,721	\$ 95,000
Education	\$ 665,746	\$ 1,865,502
Educational Outreach		\$ 39,001
Engineering	\$ 16,198,742	\$ 19,539,435
Evans School of Public Affairs	\$ 846,792	\$ 383,875
Executive Vice President		\$ 621,238
Forest Resources	\$ 1,645,219	\$ 1,929,909
Graduate School	\$ 187,689	\$ 674,303
Information School	\$ 1,336,965	\$ 2,430,495
Ocean and Fishery Sciences	\$ 22,545,076	\$ 12,624,287
Office of Research	\$ 3,510,485	\$ 4,934,579
Provost	\$ 200,000	
Social Work	\$ 5,326,330	\$ 4,111,342
VP Educational Partnerships	\$ 43,745	
VP Minority Affairs	\$ 2,176,608	\$ 3,390,602
Subtotal :	\$ 75,784,007	\$ 72,818,092
Health Sciences		
Dentistry	\$ 2,442,853	\$ 2,471,814
Medicine	\$ 97,897,857	\$ 101,303,240
Nursing	\$ 6,389,721	\$ 5,041,423
Pharmacy	\$ 3,819,680	\$ 1,368,679
Public Health and Community Medicine	\$ 17,783,614	\$ 8,909,094
Subtotal :	\$ 128,333,725	\$ 119,094,249
Special Programs		
Alcohol and Drug Abuse Institute	\$ 653,226	\$ 145,630
CHDD Administration	\$ 6,557,898	\$ 904,817
Regional Primate Center	\$ 14,222,366	\$ 12,585,373
Subtotal :	\$ 21,433,490	\$ 13,635,820
Other UW Campuses		
Bothell	\$ 889,359	\$ 311,818
Tacoma	\$ 202,000	\$ 71,728
Subtotal :	\$ 1,091,359	\$ 383,546
Grand Total :	\$ 226,642,581	\$ 205,931,707

Assuming acceptance of all awards by the Board of Regents

List of Awards for Arts and Sciences**Fiscal Years 2007-2008 and 2008-2009**

Department	Jul-Aug FY08	Jul-Aug FY09
Center for Statistics and the Social Sciences	\$ 388,907	\$0
Center for Studies in Demography and Ecology	\$ 226,451	\$ 378,612
Department of Anthropology	\$ 41,606	\$ 55,872
Department of Applied Mathematics	\$0	\$ 148,233
Department of Astronomy	\$ 826,454	\$ 1,174,536
Department of Atmospheric Sciences	\$ 510,194	\$ 931,227
Department of Biology	\$ 1,746,004	\$ 1,235,123
Department of Chemistry	\$ 10,092,860	\$ 7,010,458
Department of Communication	\$ 14,458	\$0
Department of Earth and Space Sciences	\$ 635,861	\$ 1,718,579
Department of Economics	\$ 6,575	\$0
Department of English	\$ 72,573	\$ 43,000
Department of Geography	\$0	\$ 12,000
Department of Linguistics	\$ 164,666	\$ 74,795
Department of Mathematics	\$ 1,113,158	\$ 418,243
Department of Physics	\$ 794,194	\$ 828,492
Department of Political Science	\$ 102,147	\$ 14,400
Department of Psychology	\$ 2,061,545	\$ 920,747
Department of Speech and Hearing Sciences	\$ 391,229	\$ 322,626
Department of Statistics	\$ 16,173	\$ 150,186
Henry M. Jackson School of International Studies	\$ 1,318,414	\$ 348,500
Institute for Nuclear Theory	\$0	\$ 47,200
Other Arts and Sciences Programs	\$0	\$ 4,033,304
Public Performing Arts	\$ 11,875	\$ 46,450
Thomas Burke Memorial Washington State Museum	\$0	\$ 38,620
Total :	\$ 20,535,340	\$ 19,951,200

Assuming acceptance of all awards by the Board of Regents

Summary of Grant Awards

Fiscal Year 2008-2009

Excluding private awards from Foundations, Industry, Associations and Others

Month	RESEARCH AND OTHER		TRAINING		Total Grants
	Federal	Non-Federal	Federal	Non-Federal	
July	\$ 84,799,550	\$ 3,384,315	\$ 9,776,757	\$ 390,531	\$ 98,351,160
August	\$ 53,590,660	\$ 5,137,674	\$ 7,914,685	\$ 0	\$ 66,643,020
Year to Date	\$ 138,390,200	\$ 8,521,989	\$ 17,691,440	\$ 390,531	\$ 164,994,200

Assuming acceptance of all awards by the Board of Regents

Summary of Grant Awards

Fiscal Year 2008-2009

Private awards from Foundations, Industry, Associations and Others

Month	RESEARCH AND OTHER	TRAINING	Total Grants
July	\$ 6,878,668	\$ 512,428	\$ 7,391,096
August	\$ 12,286,370	\$ 397,418	\$ 12,683,790
Year to Date	\$ 19,165,040	\$ 909,846	\$ 20,074,890

Assuming acceptance of all awards by the Board of Regents

Summary of Contract Awards

Fiscal Year 2008-2009

Month	RESEARCH AND OTHER		TRAINING		Total Contracts
	Federal	Non-Federal	Federal	Non-Federal	
July	\$ 1,411,756	\$ 5,957,698	\$ 0	\$ 2,263,482	\$ 9,632,936
August	\$ 5,421,129	\$ 5,139,839	\$ 30,000	\$ 638,741	\$ 11,229,710
Year to Date	\$ 6,832,885	\$ 11,097,540	\$ 30,000	\$ 2,902,223	\$ 20,862,640

Assuming acceptance of all awards by the Board of Regents

**Report of Grant and Contract Awards
of \$1,000,000 or More**

August 2008

**Requiring action of
The Board of Regents
of the
University of Washington**

**Office of Research
Office of Sponsored Programs**

Detail of Public Grant Awards

Federal

US Department of Education (DOEd)

US Department of Education (DOEd)

To: Loueta D. Johnson, Director \$ 2,176,608
 VP MINORITY AFFAIRS
 For: Two Valleys One Vision GEAR UP Program
 Eff: 9/1/2008 Classified: No

Total for US Department of Education (DOEd): \$ 2,176,608

Total for US Department of Education (DOEd): \$ 2,176,608

US Department of Health and Human Services (DHHS)

Health Resources and Services Administration (HRSA)

To: David H Spach, Professor \$ 2,030,690
 Department of Medicine
 For: Regional AIDS Education and Training Centers Program
 Eff: 7/1/2008 Classified: No

Total for Health Resources and Services Administration (HRSA): \$ 2,030,690

National Institutes of Health (NIH)

To: Alan Chait, Professor \$ 2,267,485
 Department of Medicine
 For: Pathobiology of Macrovascular Disease in Diabetes
 Eff: 8/1/2008 Classified: No

To: Alan Chait, Professor \$ 1,051,947
 Department of Medicine
 For: Clinical Nutrition Research Unit
 Eff: 7/1/2008 Classified: No

National Human Genome Research Institute (NHGRI)

To: Evan E Eichler, Associate Professor \$ 1,028,976
 Department of Genome Sciences
 For: Human Genome Structural Variation Project
 Eff: 4/1/2008 Classified: No

Total for National Human Genome Research Institute (NHGRI): \$ 1,028,976

National Institute of Diabetes and Digestive and Kidney Diseases (NIDDK)

To: Michael W Schwartz, Professor \$ 1,183,264
 Department of Medicine
 For: Hypothalamic Control of Food Intake and Body Weight
 Eff: 8/1/2008 Classified: No

Total for National Institute of Diabetes and Digestive and Kidney Diseases (NIDDK): \$ 1,183,264

National Institute of General Medical Sciences (NIGMS)

To: Carl A. Blau, Professor \$ 1,955,575
 Department of Medicine
 For: Self Renewal and Differentiation of Human Embryonic Stem Cells
 Eff: 8/1/2008 Classified: No

Total for National Institute of General Medical Sciences (NIGMS): \$ 1,955,575

National Institute on Drug Abuse (NIDA)

To: Michael Gerald Katze, Professor \$ 1,773,578

Detail of Public Grant Awards

Federal

US Department of Health and Human Services (DHHS)

National Institutes of Health (NIH)

National Institute on Drug Abuse (NIDA)

Department of Microbiology

For: Functional Genomics and HCV-Associated Liver Disease

Eff: 7/1/2008

Classified: No

Total for National Institute on Drug Abuse (NIDA):

\$ 1,773,578

Total for National Institutes of Health (NIH):

\$ 9,260,825

Total for US Department of Health and Human Services (DHHS):

\$ 11,291,515

National Science Foundation (NSF)

National Science Foundation (NSF)

To: Richard E Ladner, Professor
Computer Science and Engineering

\$ 1,979,406

For: BPC-AE: AccessComputing Extension

Eff: 8/15/2008

Classified: No

Total for National Science Foundation (NSF):

\$ 1,979,406

Total for National Science Foundation (NSF):

\$ 1,979,406

Total for Federal:

\$ 15,447,529

State of Washington

Washington State Life Sciences Discovery Fund Authority (LSDFA)

To: Patricia K Kuhl, Professor
Department of Speech and Hearing Sciences

\$ 4,033,304

For: Early Learning and Brain Development: MEG Brain Imaging Center
for Infants and Children

Eff: 8/13/2008

Classified: No

Total for Washington State Life Sciences Discovery Fund Authority (LSDFA):

\$ 4,033,304

Total for State of Washington:

\$ 4,033,304

Total Public Grants:

\$ 19,480,833

Detail of Private Grant Awards

Associations and Non-Profits

International Development Research Centre (IDRC)

To: Christopher T. Coward, Director \$ 1,656,246
Information School

For: ICT and Public Access: Investigating the Social and Economic
Impact of Public Access to Information and Communication
Technologies.

Eff: 10/18/2007 Classified: No

Total for International Development Research Centre (IDRC): \$ 1,656,246

Fred Hutchinson Cancer Research Center (FHCRC)

To: Jairam R. Lingappa, Asst Professor \$ 1,093,532
Department of Medicine

For: Immune Correlates of Protection Against HIV and SIV Infection

Eff: 6/1/2008 Classified: No

To: Janine R. Maenza, Clinical Assistant Professor-salaried \$ 1,822,708
Department of Medicine

For: HVTN CORE Travel Budget

Eff: 6/1/2008 Classified: No

Total for Fred Hutchinson Cancer Research Center (FHCRC): \$ 2,916,240

Total for Associations and Non-Profits: \$ 4,572,486

Total Private Grants: \$ 4,572,486

Detail of Contract Awards

Federal

US Department of Defense (DOD)

US Navy

To: Jan A. Newton, Apl-principal Oceanographer \$ 1,121,000
 Applied Physics Laboratory
 For: Hood Canal Low Dissolved Oxygen Program- Integrated
 Assessment and Modeling (HCDOP-IAM) Study
 Eff: 2/18/2005 Classified: No

Total for US Navy: \$ 1,121,000

Total for US Department of Defense (DOD): \$ 1,121,000

US Department of Health and Human Services (DHHS)

National Institutes of Health (NIH)

National Heart, Lung, and Blood Institute (NHLBI)

To: Richard A Kronmal, Professor \$ 1,823,432
 Department of Biostatistics
 For: Multi-Ethnic Study of Atherosclerosis
 Eff: 12/21/1998 Classified: No

Total for National Heart, Lung, and Blood Institute (NHLBI): \$ 1,823,432

Total for National Institutes of Health (NIH): \$ 1,823,432

Total for US Department of Health and Human Services (DHHS): \$ 1,823,432

Total for Federal: \$ 2,944,432

Total Contracts: \$ 2,944,432

Grand Total for all Awards \$ 26,997,751