

VII. STANDING COMMITTEES

B. Finance, Audit and Facilities Committee

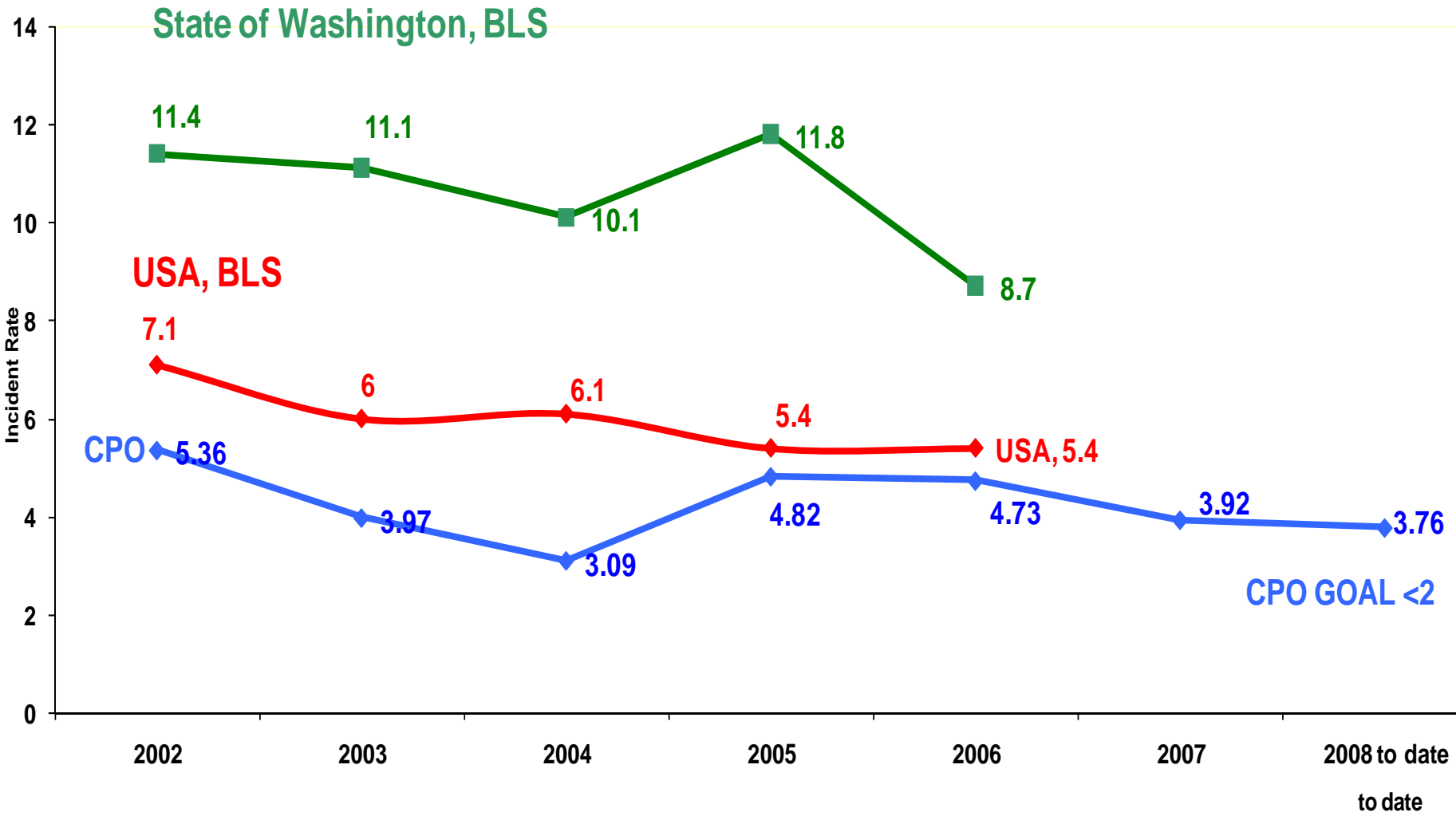
Capital Projects Office Semi-Annual Status Report – May 2008-October 2008



# Capital Projects Office Semi-Annual Status Report

May 2008 - October 2008

# TRIR Calendar Year

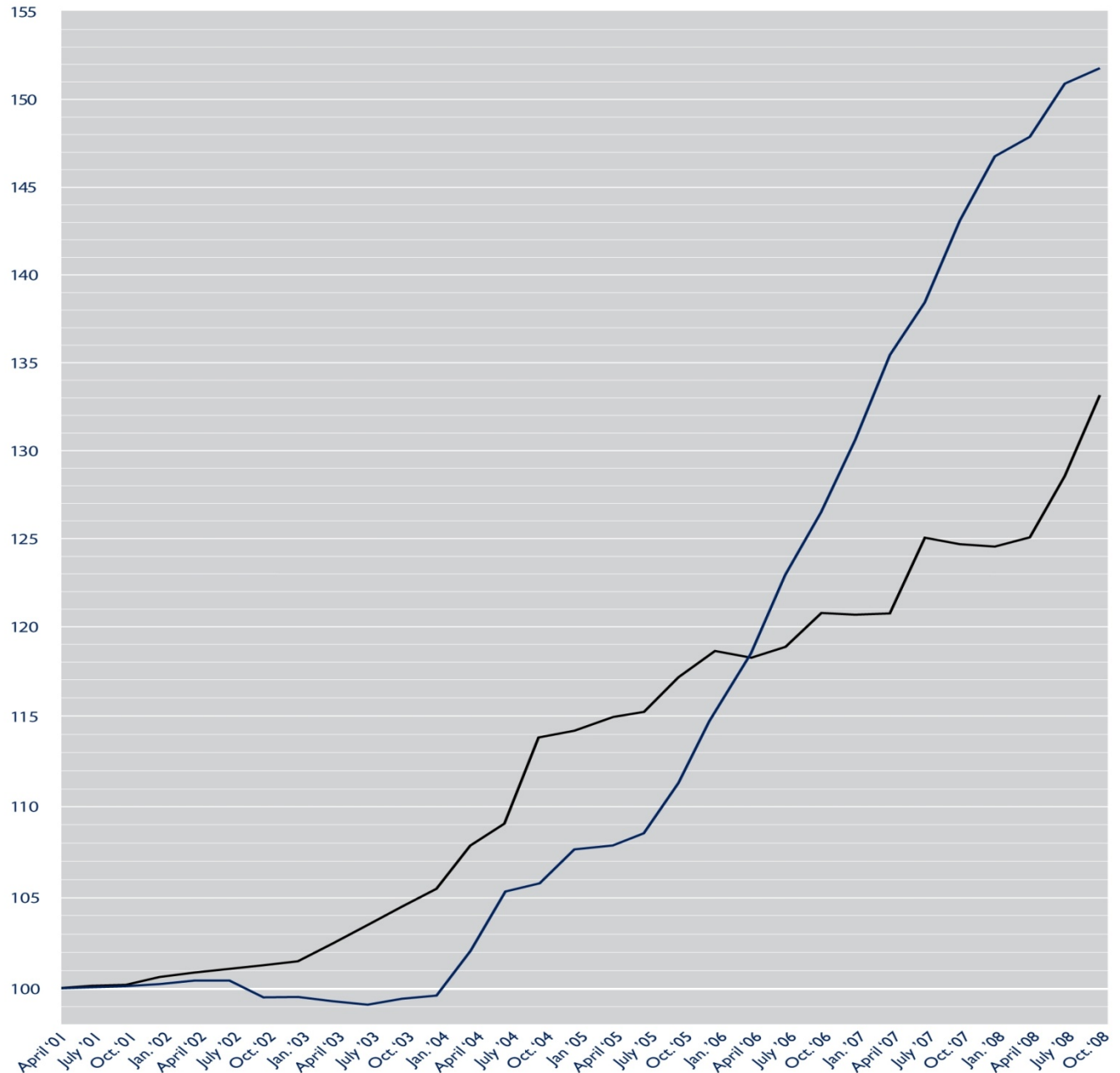


# Construction Cost Index Comparison

	Rider Levett Bucknall Seattle	ENR
July 2001	100.11	100.14
October 2001	100.20	100.22
January 2002	100.33	100.65
April 2002	100.45	100.87
July 2002	100.45	101.09
October 2002	99.52	101.30
January 2003	99.58	101.52
April 2003	99.34	102.50
July 2003	99.12	103.47
October 2003	99.42	104.48
January 2004	99.65	105.48
April 2004	102.12	107.84
July 2004	105.37	109.04
October 2004	105.80	113.81
January 2005	107.66	114.19
April 2005	107.88	114.95
July 2005	108.56	115.22
October 2005	111.36	117.12
January 2006	114.65	118.64
April 2006	118.44	118.24
July 2006	122.95	118.86
October 2006	126.51	120.79
January 2007	130.61	120.68
April 2007	135.45	120.76
July 2007	138.43	125.05
October 2007	143.10	124.69
January 2008	146.77	124.56
April 2008	147.88	125.07
July 2008	150.90	128.55
October 2008	151.78	133.16

Base index April 2001 = 100  
Recalibrated April 2005

— Rider's Seattle Construction Cost Index  
— ENR National Construction Cost Index



# LEED

- ▶ UW CPO does not contract for LEED consultants
- ▶ 1.1M SQ FT
- ▶ Current LEED Status

# LEED FEES

Project	Budget	Gross Square Feet	Total Consultant Fees	USGBC LEED Fees	Total LEED Fees
PACCAR Hall Business School	\$ 95,000,000	133,000	\$ 99,792	\$ 3,570	\$ 103,362
Clark	\$ 18,100,000	30,568	\$ 92,383	\$ 1,245	\$ 93,628
Playhouse	\$ 9,886,000	12,940	\$ 64,351	\$ 842	\$ 65,193
Savery Hall	\$ 61,200,000	102,105	\$ 148,873	\$ 3,169	\$ 152,042
UWT Assembly Hall	\$ 12,070,000	20,250	\$ 95,551	\$ 977	\$ 96,528
Ben Hall Building	\$ 29,850,000	150,989	\$ 5,530	\$ 5,436	\$ 10,966
Ecogenomics Lab (Ben Hall)	\$ 4,000,000	10,829	\$ 65,000	\$ 390	\$ 65,390
Johnson Hall	\$ 52,290,000	121,573	\$ 40,438	\$ 5,155	\$ 45,593
Merrill Hall	\$ 17,052,500	17,022	\$ 98,194	\$ 600	\$ 98,794
UWT Phase 2B	\$ 44,349,000	133,000	\$ 99,530	\$ 3,870	\$ 103,400
<b>Total</b>	<b>\$ 343,797,500</b>	<b>732,276</b>	<b>\$ 809,642</b>	<b>\$ 25,254</b>	<b>\$ 834,896</b>

# What are the current LEED projects on UW campuses and properties?

## USGBC Certified LEED Projects

UW Tacoma Phase 2B	LEED-NC v2.0	Silver
Merrill Hall Center for Urban Horticulture	LEED-NC v2.0	Silver
Benjamin Hall Interdisciplinary Research	LEED-CS v1.0	Gold
**Nordheim Court Student Housing (Lorig)	LEED-NC v2.0	Certified

## USGBC Registered Projects, Currently in Certification Review

Johnson Hall	LEED-NC v2.1	Anticipation: Certified
Center for Environmental Geonomics (Ben Hall)	LEED-CI v2.0	Anticipation: Silver
**The Cobb Building (Unico)	LEED-NC v2.1	Anticipation: Unknown

## USGBC “Qualified” Projects

Architecture Hall	LEED-NC v2.1	Anticipation: Qualified
Guggenheim Hall	LEED-NC v2.1	Anticipation: Qualified

\* *State Funded*

\*\* *Third Party Developer*

# What are the current LEED projects on UW campuses and properties?

## USGBC Registered Projects, Currently in Construction

*Floyd and Delores Jones Playhouse Theatre	LEED-NC v2.1/v2.2	Anticipation: Silver
*Savery Hall	LEED-NC v2.1/v2.2	Anticipation: Gold
*Clark Hall	LEED-NC v2.1/v2.2	Anticipation: Gold
*UWT William W. Philip Hall (Assembly Hall)	LEED-NC v2.2	Anticipation: Silver
School of Business	LEED-NC v2.2	Anticipation: Silver

\* *State Funded*



# What are the current LEED projects on UW campuses and properties?

## USGBC Registered Projects, Currently in Design

Denny Hall	LEED-NC v2.2	Anticipation: Gold
*Lewis Hall	LEED-NC v2.2	Anticipation: Gold
*Business School Phase 2 (Balmer Hall)	LEED-NC v2.2	Anticipation: Gold
*UWT Phase 3 (Joy Building)	LEED-NC v2.2	Anticipation: Gold
*UWT Phase 3 (Jefferson Building)	LEED-NC v2.2	Anticipation: Gold
*Molecular Engineering	LEED-NC v2.2	Anticipation: Gold

## USGBC Projects in Pre-Design - Registration Pending

Husky Student Union (HUB)	LEED-NC Project Goal: Gold
Ethnic Cultural Center	LEED-NC Project Goal: <i>To Be Established</i>
Housing & Food Services – Site 32W	LEED-NC Project Goal: Gold
Housing & Food Services – Site 33W	LEED-NC Project Goal: Gold
Housing & Food Services – Site 35W	LEED-NC Project Goal: Gold
West Campus Parking Garage	LEED-CI Project Goal: Silver
Transportation Services - Tenant Improvement	

\* *State Funded*

# Emerging Projects

- ▶ Long House
- ▶ UW Bothell Phase 3



# Other Projects

- ▶ Regional Scaled Nodes
- ▶ Sound Transit
- ▶ UW Tacoma Master Plan

# Major Projects Closed

	Budget / Actual \$M	F'cst / In Use
Wm. Foege Building	150 / 146	3-06 / 7-06
Ed. Outreach	17.9 / 3	2-07 / cancelled
Graves Annex	5.3 / 5.7	9-07 / 10-07

# Projects Under \$5 Million Closed



# Number of Project Contracts Issued May 2008 - October 2008

	W/MBE	Total
Designers/Consultants	16 - (33%)	49
Contractors	23 - (30%)	76

# Major Projects in Closeout

	Budget/Fcst \$M	U se Date / F'cst
Benjamin D. Hall Bldg.	29.9 / 29.4	9-05 / 3-06
Guggenheim Hall	28.3 / 27.8	9-07 / 10-07
Architecture Hall	24.5 / 23.8	9-07 / 9-07
Mag HSC H-Wing	43 / 40	10-08 / 10-09
Harborview Bond	221.1 / 221.1	4-08 / 9-09
UWT Philip Hall	12.1 / 11.6	9-09 / 9-09



# Major Projects in Bid/Construction

	Budget/Fcst \$M	Use Date / F'cst
Playhouse	9.9 / 10.7	9-08 / 11-08
UWT Philip Hall	12.1 / 11.6	1-09 / 9-08
W. Campus Gar.	17.9 / 14.6	5-09 / 2-09
Clark Hall	18.1 / 18.1	3-09 / 3-09
Savery Hall	61.2 / 60.1	9-09 / 9-09
Tower Data Center	32.5 / 31.2	12-09 / 9-09
Business Phase 1	95 / 95	9-10 / 9-10
Radiation Oncology	5.3 / 5.3	6-09 / 6-09





UWT Philip Hall



Clark Hall



Playhouse Theater



West Campus Garage

# Major Projects in Design

	Budget/Fcst \$M	Use Date / F'cst
Bus. School 2	46.8 / 46.8	9-12 / 9-12
MAG HSC 6 <sup>th</sup> Floor	11.5 / 13.9	11-09 / 1-10
RR Wing	10.5 / 14.9	4-10 / 4-10
Wash. Dental Bldg.	17.3 / 19.8	9-10 / 9-10
UWMC Expansion I	165 / 165	9-11 / 9-11





School of Business Ph 2



Lewis Hall



Denny Hall





UWT Phase 3

# Major Projects in Design

	Budget/Fcst \$M	Use Date / F'cst
Denny Hall	57.0 / 57.0	9-11 / 9-11
Lewis Hall	25.1 / 25.1	1-11 / 1-11
Molecular Eng.	78.5 / 78.5	1-12 / 1-12
UWT Phase 3	60.2 / 60.2	9-11 / 9-11
Hall Health (\$9.7M)	1.03 / 9.7	TBD / 1-11
HUB (\$140-145M)	3 / 140	TBD / 1-13
Ethnic Center (\$15M)	.85 / 15	TBD / 9-11
Housing 1 (\$115M )	TBD	TBD / 9-11
		9-12





# Major Projects in Design

	Budget/Fcst \$M	Use Date / F'cst
J-Wing Microbio.	23.5 / 23.5	3-11 / 3-11
Ben Hall iAMT	6.6 / 6.6	10-09 / 10-09
Ben Hall APL	5.6 / 8.3	10-08 / 7-09
Intercollegiate Athletics	TBD	TBD