

VII. STANDING COMMITTEES

B. Finance, Audit and Facilities Committee

Grant and Contract Awards – G&cmo, 2007

RECOMMENDED ACTION:

It is the recommendation of the administration and the Finance and Audit Committee that the Board of Regents accept the Grant and Contract Awards as presented on the attached list.

Attachment: Grant and Contract Awards Summary
Report of Grant and Contract Awards of
\$1,000,000 or More

Grant and Contract Awards Summary

to

The Board of Regents

of the

University of Washington

for

December 2007

Office of Research

Office of Sponsored Programs

Table of Contents

Award Highlights	3
Graphical Summary of Award Activity	4
Summary of Grant and Contract Awards	5
Comparison of Grants and Contract Awards by Agency	6
Comparison of Grants and Contract Awards by School/College	7
Listing of Awards for College of Arts and Sciences by Department	9
Summary of Grant Awards – Excluding Private Awards	11
Summary of Grant Awards - Private Awards	12
Summary of Contract Awards	13
Report of Grant & Contract Awards over \$1,000,000	14

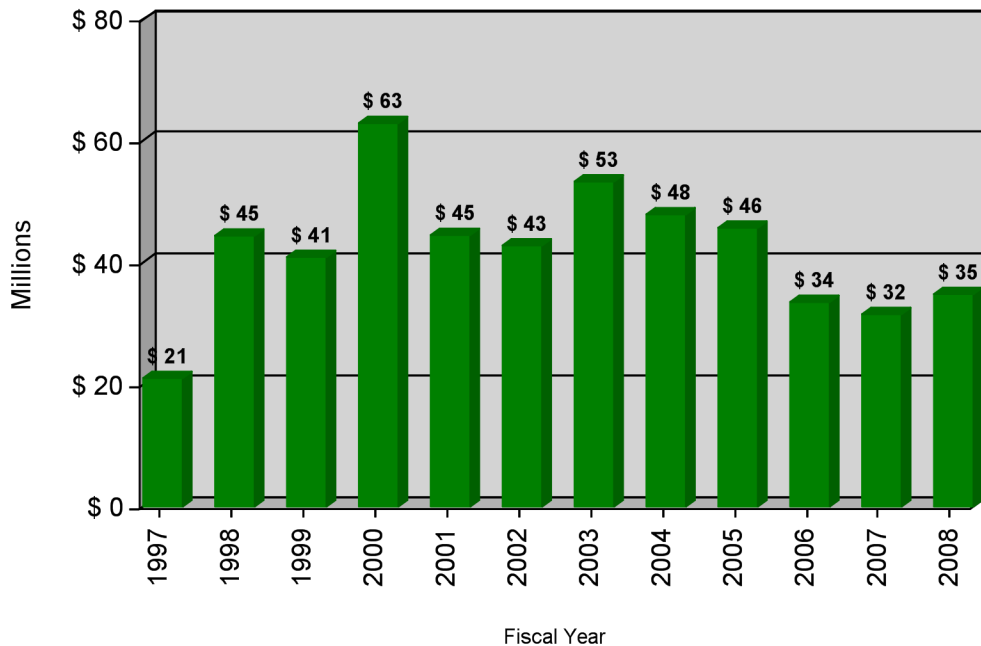
DECEMBER 2007 HIGHLIGHTS

The *National Institutes of Health* have awarded a grant in the amount of \$306,681 for a project under the direction of *Professor Jane Sullivan* of the *Department of Physiology and Biophysics* entitled “*Mechanisms of synapse dysfunction in Alzheimer’s disease.*” A prominent theory about Alzheimer’s disease (AD) proposes that early cognitive deficits are due to subtle alterations in synaptic transmission, but specific AD-related changes in synaptic transmission are not well understood. In order to better understand the role of synaptic deficits during the early stages of AD, we must study the effects of AD-related proteins on synaptic transmission. These studies will provide molecular targets for novel therapies to improve cognitive function and delay further neural degeneration in patients with early Alzheimer’s disease.

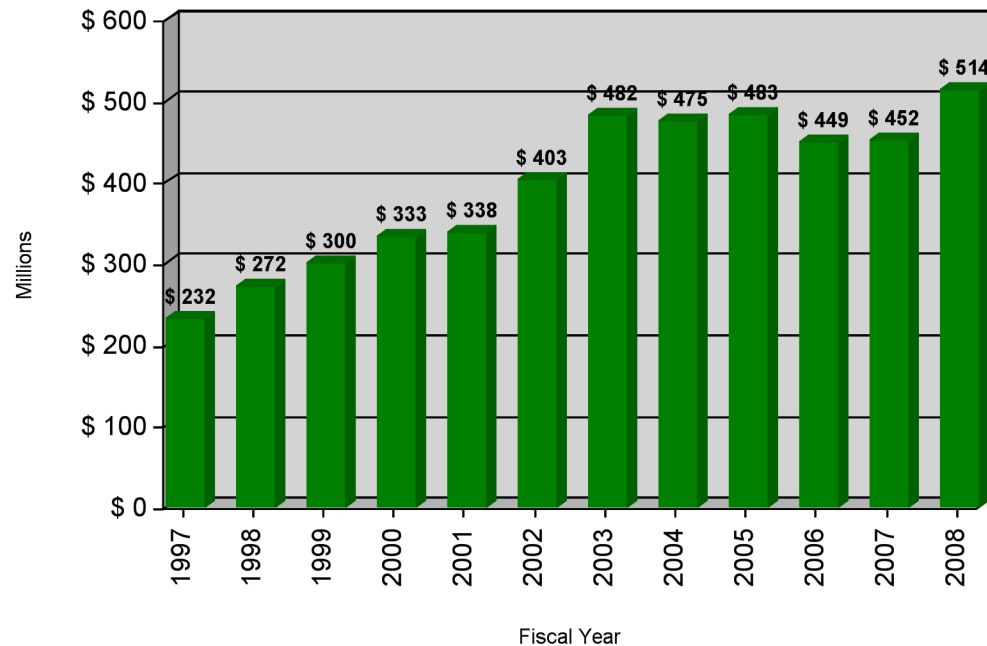
The *Gordon and Betty Moore Foundation* has awarded a grant in the amount of \$826,657 for a project under the direction of *Professor E. Virginia Armbrust* of the *School of Oceanography* entitled “*Next Generation DNA Sequencing: A New Window into Microbial Community Diversity.*” The overall research goal addressed by this proposal is to understand how microbes shape, and are shaped by, the environment. A fundamental requirement for achieving this goal is to identify which microbes are present within a community and what functions they perform. Metagenomic studies carried out thus far suggest that a significant fraction of DNA sequence diversity is found within microbial communities and whole genome sequences of cultured marine microbes indicate that they house unexpected metabolic capabilities

The *Nature Conservancy* has awarded a grant in the amount of \$139,815 for a project under the direction of *Professor Joshua Lawler* of the *College of Forest Resources* entitled “*Climate Change and Conservation Planning.*” To address climate change, planners will require 1) information about recent past and projected future changes in climate, 2) projected changes in hydrology and disturbance regimes such as fire, flooding, and extreme weather events, 3) assessments of the vulnerability of sites and species to climate change, and 4) clear and illustrative examples of the impacts of climate change on both ecological and human systems for public outreach. The goal of this project is to build a toolbox containing many of these elements as well as guidance on how to use this information in the design of reserve networks. We will develop the toolbox for three or more state field offices of The Nature Conservancy in the United States and one field office outside of the United States.

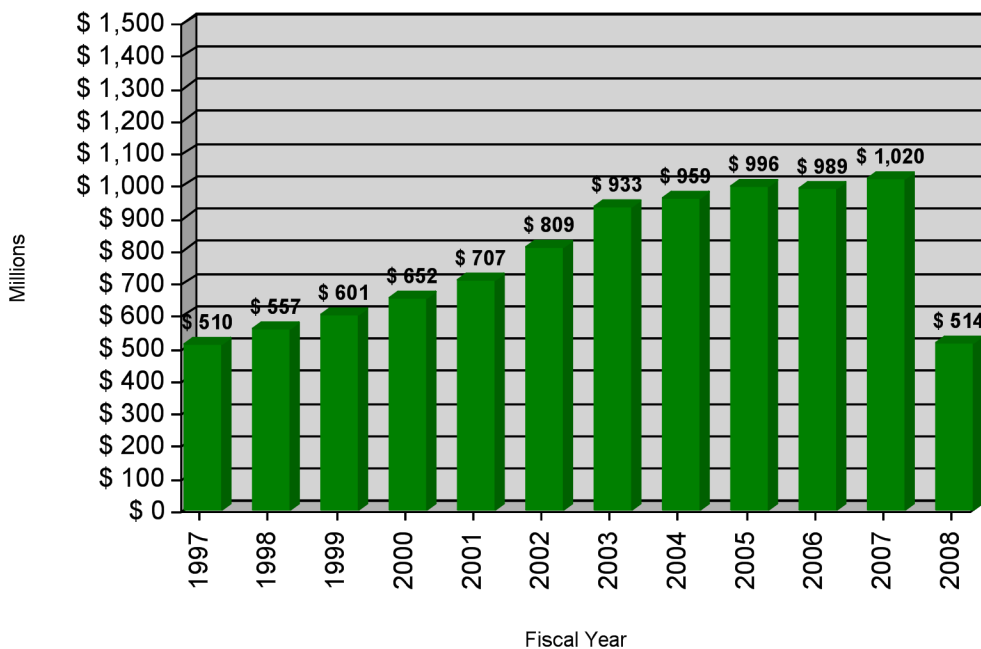
December Only
Comparison of Grant & Contract Awards



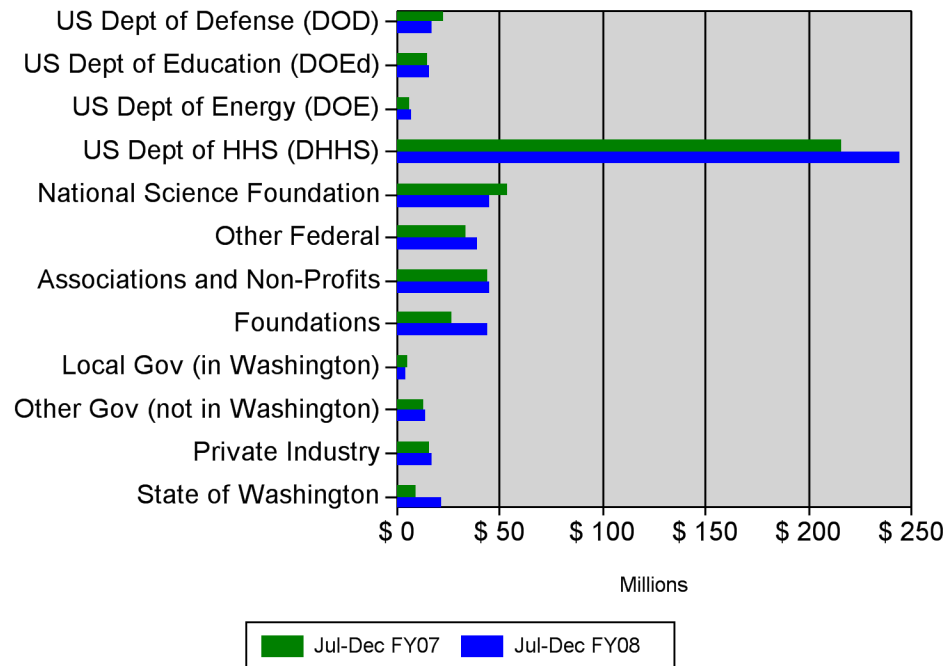
Fiscal Year to Date
Comparison of Grant & Contract Awards



Complete Fiscal Year
Comparison of Grant & Contract Awards



Fiscal Year to Date
Two-Year Comparison of Grant and Contract Awards



Summary of Grant and Contract Awards

Fiscal Year 2007-2008

Month	RESEARCH AND OTHER		TRAINING		Total Grants and Contracts
	Federal	Non-Federal	Federal	Non-Federal	
July	\$ 54,889,260	\$ 15,048,400	\$ 7,034,788	\$ 5,593,291	\$ 82,565,740
August	\$ 111,423,800	\$ 21,120,610	\$ 10,878,860	\$ 1,041,935	\$ 144,465,200
September	\$ 63,019,760	\$ 24,344,880	\$ 11,261,270	\$ 1,857,398	\$ 100,483,300
October	\$ 75,921,240	\$ 38,888,260	\$ 6,410,827	\$ 2,183,915	\$ 123,404,200
November	\$ 11,290,950	\$ 14,589,700	\$ 319,941	\$ 1,747,225	\$ 27,947,810
December	\$ 16,090,690	\$ 16,532,470	\$ 385,596	\$ 1,928,891	\$ 34,937,650
FY08 to Date	\$332,295,680	\$131,928,988	\$36,291,277	\$14,352,655	\$514,868,600
FY07 to Date	\$319,075,685	\$99,903,889	\$28,671,378	\$14,243,516	\$461,894,469
Over (Under) Previous Year	\$13,219,995	\$32,025,098	\$7,619,899	\$109,138	\$52,974,132

Assuming acceptance of all awards by the Board of Regents

Comparison of Grant and Contract Awards by Agency**Fiscal Years 2006-2007 and 2007-2008**

Agency	Jul-Dec FY07	Jul-Dec FY08
US Department of Defense (DOD)	\$ 23,164,865	\$ 17,241,208
US Department of Education (DOEd)	\$ 15,405,535	\$ 16,014,484
US Department of Energy (DOE)	\$ 6,075,297	\$ 7,298,051
US Department of Health and Human Services (DHHS)	\$ 215,508,574	\$ 244,145,508
National Science Foundation (NSF)	\$ 54,163,230	\$ 44,599,103
Other Federal	\$ 33,429,562	\$ 39,288,604
Subtotal for Federal :	\$ 347,747,063	\$ 368,586,958
Associations and Non-Profits	\$ 43,999,015	\$ 44,673,413
Foundations	\$ 26,689,509	\$ 44,236,583
Local Government (in Washington)	\$ 5,195,389	\$ 3,980,048
Other Government (not in Washington)	\$ 13,391,407	\$ 14,197,535
Private Industry	\$ 16,065,468	\$ 17,348,152
State of Washington	\$ 8,806,619	\$ 21,845,911
Subtotal for Non-Federal :	\$ 114,147,406	\$ 146,281,642
Grand Total :	\$ 461,894,469	\$ 514,868,600
Amount of Increase (Decrease) :		\$ 62,099,572
Percent of Increase (Decrease) :		13.7 %

Assuming acceptance of all awards by the Board of Regents

Comparison of Grant and Contract Awards by School/College

Fiscal Years 2006-2007 and 2007-2008

School/College	Jul-Dec FY07	Jul-Dec FY08
Upper Campus		
Architecture and Urban Planning	\$ 768,491	\$ 459,356
Arts and Sciences	\$ 43,295,325	\$ 43,755,245
Business Administration	\$ 58,147	\$ 724,471
Director of Libraries	\$ 3,000	\$ 116,500
Education	\$ 6,067,024	\$ 1,541,004
Educational Outreach	\$ 366,528	\$ 287,668
Engineering	\$ 44,743,797	\$ 37,558,156
Evans School of Public Affairs	\$ 2,983,563	\$ 1,999,160
Forest Resources	\$ 3,040,077	\$ 3,460,168
Graduate School	\$ 2,053,702	\$ 1,008,619
Information School	\$ 1,641,990	\$ 4,483,229
Law	\$ 114,750	\$ 209,134
Ocean and Fishery Sciences	\$ 43,037,563	\$ 46,476,545
Office of Research	\$ 18,784,763	\$ 17,682,317
Provost		\$ 200,000
Social Work	\$ 6,242,329	\$ 8,092,628
Undergraduate Education	\$ 1,250,161	\$ 326,802
VP Educational Partnerships	\$ 131,347	\$ 43,745
VP Minority Affairs	\$ 4,059,253	\$ 7,002,709
Subtotal :	\$ 178,641,811	\$ 175,427,456
Health Sciences		
Dentistry	\$ 2,825,733	\$ 4,944,771
Medical Centers	\$ 1,000	
Medicine	\$ 205,307,437	\$ 248,811,491
Nursing	\$ 7,546,093	\$ 9,538,827
Pharmacy	\$ 5,676,060	\$ 4,392,653
Public Health and Community Medicine	\$ 37,217,826	\$ 42,996,713
Subtotal :	\$ 258,574,150	\$ 310,684,455
Special Programs		
Alcohol and Drug Abuse Institute	\$ 617,016	\$ 3,113,132
CHDD Administration	\$ 8,201,104	\$ 7,107,293
Regional Primate Center	\$ 4,784,124	\$ 16,024,340
Subtotal :	\$ 13,602,244	\$ 26,244,765
Other UW Campuses		
Bothell	\$ 680,323	\$ 1,193,411
Tacoma	\$ 205,829	\$ 203,450
Subtotal :	\$ 886,152	\$ 1,396,861
Not Indicated	Not Indicated	\$ 50,391

School/College	Jul-Dec FY07	Jul-Dec FY08
Not Indicated		\$ 50,391
Subtotal :		
Grand Total :	\$ 451,704,357	\$ 513,803,928

Assuming acceptance of all awards by the Board of Regents

List of Awards for Arts and Sciences

Fiscal Years 2006-2007 and 2007-2008

Department	Jul-Dec FY07	Jul-Dec FY08
Center for Statistics and the Social Sciences	\$ 809,139	\$ 704,512
Center for Studies in Demography and Ecology	\$ 1,080,915	\$ 1,879,361
Department of Anthropology	\$ 136,250	\$ 249,016
Department of Applied Mathematics	\$ 1,726,247	\$ 7,864
Department of Astronomy	\$ 1,878,725	\$ 2,412,241
Department of Atmospheric Sciences	\$ 3,524,254	\$ 2,438,959
Department of Biology	\$ 6,271,238	\$ 2,864,950
Department of Chemistry	\$ 9,675,546	\$ 12,529,740
Department of Communication	\$ 201,100	\$ 1,395,680
Department of Comparative Literature	\$ 21,178	\$ 0
Department of Earth and Space Sciences	\$ 2,487,289	\$ 2,179,784
Department of Economics	\$ 24,800	\$ 6,575
Department of English	\$ 5,000	\$ 77,573
Department of Geography	\$ 180,909	\$ 336,787
Department of Germanics	\$ 45,000	\$ 53,000
Department of History	\$ 70,694	\$ 0
Department of Linguistics	\$ 0	\$ 164,666
Department of Mathematics	\$ 695,925	\$ 2,319,271
Department of Physics	\$ 3,440,958	\$ 3,789,591
Department of Political Science	\$ 558,733	\$ 1,124,910
Department of Psychology	\$ 6,422,655	\$ 5,789,082
Department of Sociology	\$ 77,244	\$ 10,350
Department of Speech and Hearing Sciences	\$ 677,086	\$ 795,626
Department of Statistics	\$ 479,115	\$ 635,728
Department of Women Studies	\$ 23,592	\$ 0
Henry M. Jackson School of International Studies	\$ 1,642,194	\$ 1,713,145
Institute for Nuclear Theory	\$ 135,000	\$ 0
Language Learning Center	\$ 20,000	\$ 76,000
Law, Societies and Justice Program	\$ 90,017	\$ 0
Public Performing Arts	\$ 81,565	\$ 115,338
School of Art	\$ 48,000	\$ 0
School of Music	\$ 300,000	\$ 0
Thomas Burke Memorial Washington State Museum	\$ 464,958	\$ 85,495
Total :	\$ 43,295,320	\$ 43,755,240

Assuming acceptance of all awards by the Board of Regents

Summary of Grant Awards**Fiscal Year 2007-2008***Excluding private awards from Foundations, Industry, Associations and Others*

Month	RESEARCH AND OTHER		TRAINING		Total Grants
	Federal	Non-Federal	Federal	Non-Federal	
July	\$ 54,392,780	\$ 1,031,886	\$ 7,034,788	\$ 0	\$ 62,459,460
August	\$ 106,644,800	\$ 2,487,815	\$ 10,875,880	\$ 199,000	\$ 120,207,500
September	\$ 54,887,540	\$ 855,616	\$ 11,260,000	\$ 0	\$ 67,003,160
October	\$ 69,439,460	\$ 3,387,818	\$ 6,360,827	\$ 194,787	\$ 79,382,900
November	\$ 7,672,178	\$ 2,205,321	\$ 319,941	\$ 21,146	\$ 10,218,590
December	\$ 13,839,270	\$ 1,071,375	\$ 385,596	\$ 203,738	\$ 15,499,980
Year to Date	\$ 306,876,100	\$ 11,039,830	\$ 36,237,030	\$ 618,671	\$ 354,771,600

Assuming acceptance of all awards by the Board of Regents

Summary of Grant Awards

Fiscal Year 2007-2008

Private awards from Foundations, Industry, Associations and Others

Month	RESEARCH AND OTHER	TRAINING	Total Grants
July	\$ 5,529,786	\$ 223,067	\$ 5,752,853
August	\$ 12,792,000	\$ 604,407	\$ 13,396,400
September	\$ 16,434,390	\$ 237,863	\$ 16,672,250
October	\$ 25,846,500	\$ 150,020	\$ 25,996,520
November	\$ 6,912,596	\$ 233,710	\$ 7,146,306
December	\$ 9,944,877	\$ 1,380,140	\$ 11,325,020
Year to Date	\$ 77,460,140	\$ 2,829,207	\$ 80,289,350

Assuming acceptance of all awards by the Board of Regents

Summary of Contract Awards

Fiscal Year 2007-2008

Month	RESEARCH AND OTHER		TRAINING		Total Contracts
	Federal	Non-Federal	Federal	Non-Federal	
July	\$ 496,481	\$ 8,486,723	\$ 0	\$ 5,370,224	\$ 14,353,430
August	\$ 4,778,947	\$ 5,840,805	\$ 2,977	\$ 238,528	\$ 10,861,260
September	\$ 8,132,220	\$ 7,054,878	\$ 1,273	\$ 1,619,535	\$ 16,807,910
October	\$ 6,481,776	\$ 9,653,934	\$ 50,000	\$ 1,839,108	\$ 18,024,820
November	\$ 3,618,770	\$ 5,471,781	\$ 0	\$ 1,492,369	\$ 10,582,920
December	\$ 2,251,427	\$ 5,516,219	\$ 0	\$ 345,013	\$ 8,112,658
Year to Date	\$ 25,759,620	\$ 42,024,340	\$ 54,250	\$ 10,904,780	\$ 78,742,980

Assuming acceptance of all awards by the Board of Regents

**Report of Grant and Contract Awards
of \$1,000,000 or More**

December 2007

**Requiring action of
The Board of Regents
of the
University of Washington**

**Office of Research
Office of Sponsored Programs**

Detail of Public Grant Awards

Federal

US Department of Health and Human Services (DHHS)

National Institutes of Health (NIH)

To: John M. Harlan, Professor
Department of Medicine \$ 2,095,535

For: Copy of BIOLOGY OF THE ARTERY WALL AND
ATHEROSCLEROSIS

Eff: 12/1/2007

Total for National Institutes of Health (NIH): \$ 2,095,535

Total for US Department of Health and Human Services (DHHS): \$ 2,095,535

Total for Federal: \$ 2,095,535

Total Public Grants: \$ 2,095,535

Detail of Private Grant Awards

Associations and Non-Profits

Fred Hutchinson Cancer Research Center (FHCRC)

To: Jairam R. Lingappa, Asst Professor
Department of Medicine \$ 1,276,072

For: Immune Correlates of Protection Against HIV and SIV Infection

Eff: 6/1/2007

Total for Fred Hutchinson Cancer Research Center (FHCRC): \$ 1,276,072

Total for Associations and Non-Profits: \$ 1,276,072

Foundations

Dart Foundation

To: Bruce A Shapiro, Director
Department of Communication \$ 1,255,000

For: DART CENTER FOR JOURNALISM AND TRAUMA

Eff: 11/1/2007

Total for Dart Foundation: \$ 1,255,000

Total for Foundations: \$ 1,255,000

Total Private Grants: \$ 2,531,072

Detail of Contract Awards

Federal

Other Federal

US Agency for International Development (USAID)

To: Ann E. Downer, Senior Lecturer \$ 1,200,000
Department of Health Services

For: Improving HIV/AIDS Training & Service Delivery in the Caribbean

Eff: 11/16/2004

Total for US Agency for International Development (USAID): \$ 1,200,000

Total for Other Federal: \$ 1,200,000

Total for Federal: \$ 1,200,000

Associations and Non-Profits

Health Alliance International (HAI)

To: King K. Holmes, Chair \$ 1,346,772
Global Health

For: Mozambique Health Committee 4

Eff: 5/1/1992

Total for Health Alliance International (HAI): \$ 1,346,772

Total for Associations and Non-Profits: \$ 1,346,772

Total Contracts: \$ 2,546,772

Grand Total for all Awards \$ 7,173,379