

VII. STANDING COMMITTEES

B. Finance, Audit and Facilities Committee

Grant and Contract Awards – February 2008

RECOMMENDED ACTION:

It is the recommendation of the administration and the Finance and Audit Committee that the Board of Regents accept the Grant and Contract Awards as presented on the attached list.

Attachment: Grant and Contract Awards Summary
Report of Grant and Contract Awards of
\$1,000,000 or More

Grant and Contract Awards Summary

to

The Board of Regents

of the

University of Washington

for

February 2008

Office of Research

Office of Sponsored Programs

Table of Contents

Award Highlights	3
Graphical Summary of Award Activity	4
Summary of Grant and Contract Awards	5
Comparison of Grants and Contract Awards by Agency	6
Comparison of Grants and Contract Awards by School/College	7
Listing of Awards for College of Arts and Sciences by Department	9
Summary of Grant Awards – Excluding Private Awards	11
Summary of Grant Awards - Private Awards	12
Summary of Contract Awards	13
Report of Grant & Contract Awards over \$1,000,000	14

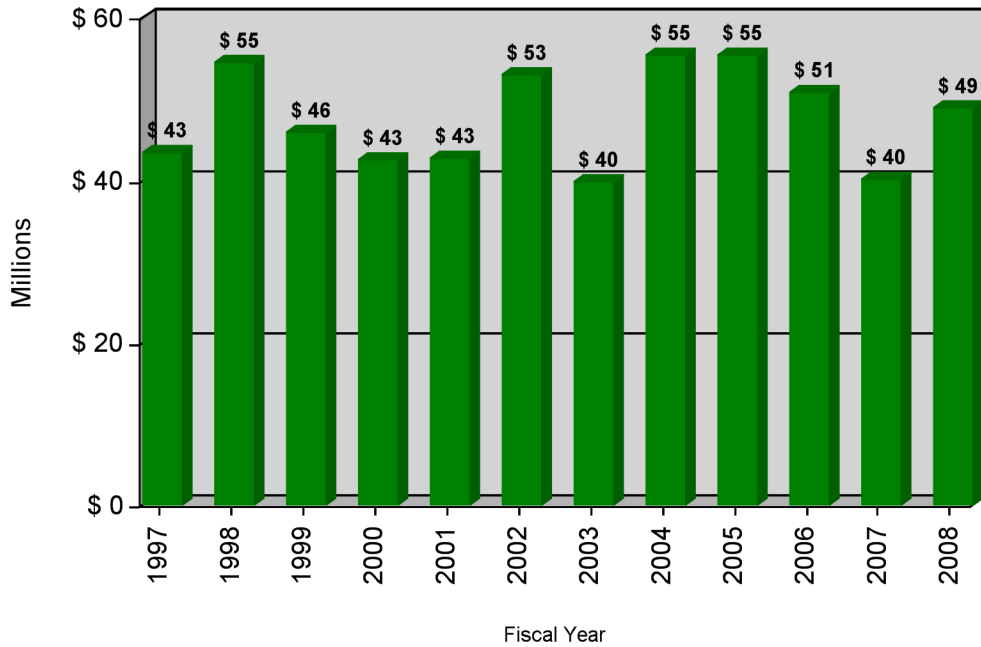
FEBRUARY 2008 HIGHLIGHTS

The *National Science Foundation* awarded a grant in the amount of \$193,699 for a project under the direction of Professor Theodore W. Pietsch of the *School of Aquatic and Fishery Sciences* entitled “Dam Removal on the Elwha: An Urgent Need for Biotic Survey and Inventory.” The award funds a survey and inventory of the riparian non-vascular plants and invertebrates of the Olympic National Park’s Elwha River Valley adjacent to two large hydroelectric dams, the Elwha and Glines Canyon dams, both of which are scheduled for demolition beginning in early 2010. The resulting data will provide crucial base-line information for future comparison of biotic recovery following the opening of the river. The work will provide the evidence needed to evaluate the success or failure of dam removal.

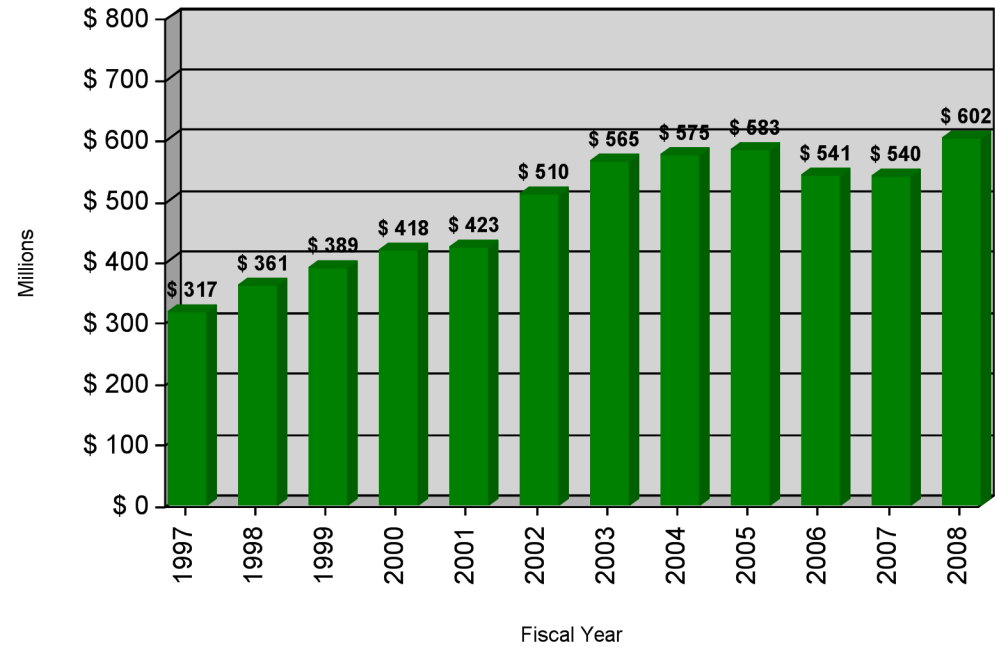
The *Institute of Museum and Library Services* (IMLS) awarded a grant in the amount of \$982,577 for a project under the direction of Associate Professor Karen E. Fisher of *The Information School* entitled “Assess the Impact of Free Access to Computers and the Internet at Public Libraries.” The goals of this research project are: (a) to develop robust and broadly applicable indicators that demonstrate the impact of free access to computers, the Internet and related services in public libraries on individuals, families and communities; and (b) to apply those indicators to validate their robustness and document positive and/or negative results from the presence or absence of key public access computing (PAC) resources and services in public libraries. The project will comprise four stages: (1) engaging library partners and developing and testing instrumentation, (2) data collection, (3) data analysis and reliability testing, and (4) reporting.

The *US Agency for International Development* through *Washington State University* awarded a grant in the amount of \$509,552 for a project under the direction of Associate Professor Sanjeev Khagram of the *Evans School of Public Affairs* entitled “Afghan eQuality Alliances Study Abroad Program Proposal.” The project is geared toward senior civil servants and related senior managers from Afghanistan. After an intensive four-week English language program, participants will engage in course work and modules focusing on leadership, management, and policy considerations. The location for course delivery will be the University of Washington, Seattle campus. A major requirement for participants will be to develop a research plan for their Master of Public Administration degree through Kabul University. Small groups of no more than five participants will be connected with a faculty advisor who will assist with developing the plan.

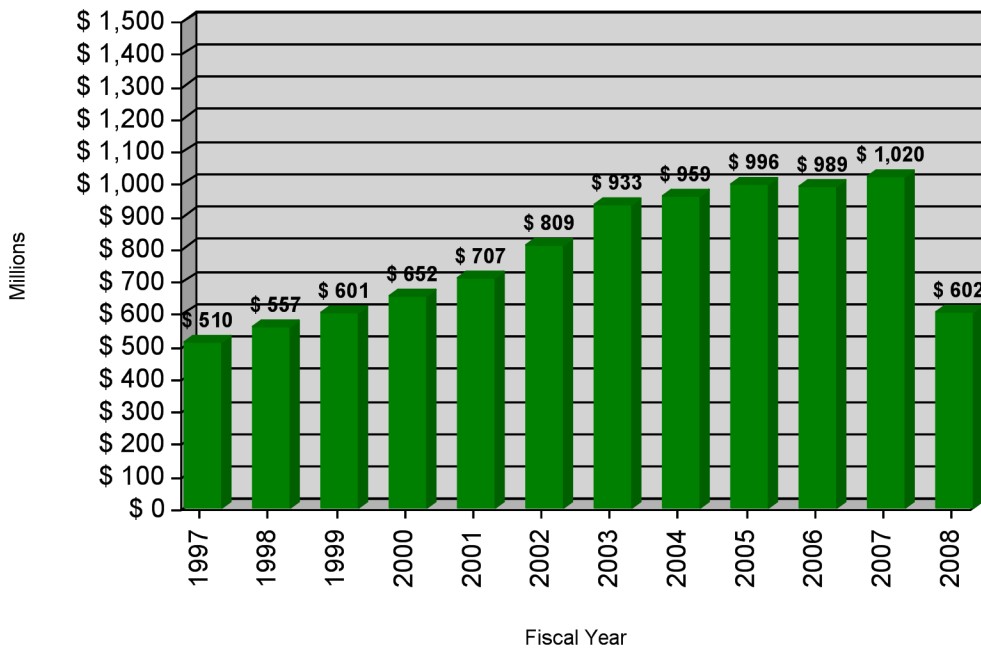
February Only
Comparison of Grant & Contract Awards



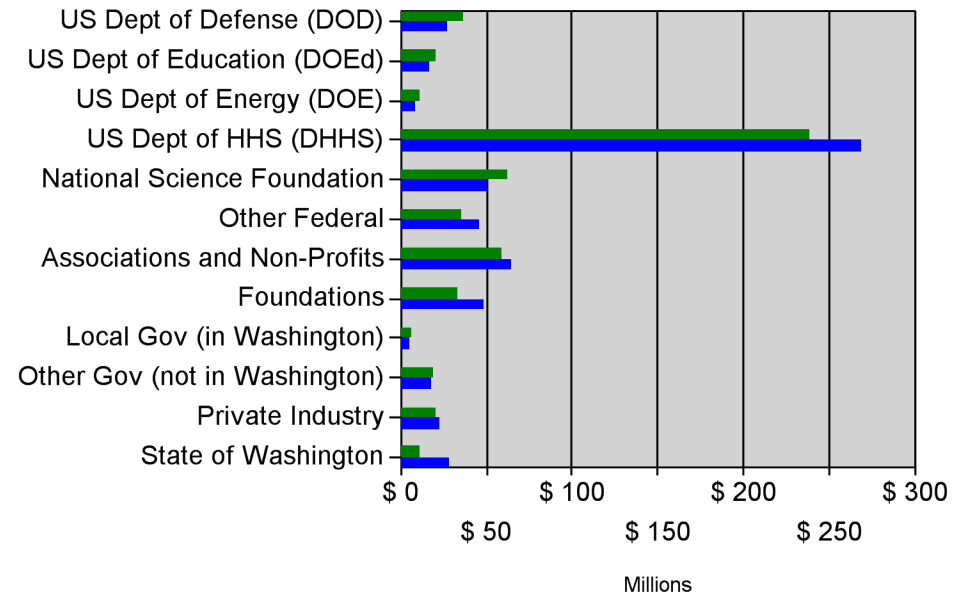
Fiscal Year to Date
Comparison of Grant & Contract Awards



Complete Fiscal Year
Comparison of Grant & Contract Awards



Fiscal Year to Date
Two-Year Comparison of Grant and Contract Awards



Legend: Jul-Feb FY07 (Green), Jul-Feb FY08 (Blue)

Summary of Grant and Contract Awards**Fiscal Year 2007-2008**

Month	RESEARCH AND OTHER		TRAINING		Total Grants and Contracts
	Federal	Non-Federal	Federal	Non-Federal	
July	\$ 54,889,260	\$ 15,048,400	\$ 7,034,788	\$ 5,593,291	\$ 82,565,740
August	\$ 111,423,800	\$ 21,120,610	\$ 10,878,860	\$ 1,041,935	\$ 144,465,200
September	\$ 62,869,760	\$ 24,344,880	\$ 11,411,270	\$ 1,857,398	\$ 100,483,300
October	\$ 75,921,240	\$ 38,888,260	\$ 6,410,827	\$ 2,183,915	\$ 123,404,200
November	\$ 11,290,950	\$ 14,589,700	\$ 319,941	\$ 1,747,225	\$ 27,947,810
December	\$ 16,090,690	\$ 16,532,470	\$ 385,596	\$ 1,928,891	\$ 34,937,650
January	\$ 19,244,150	\$ 17,985,470	\$ 912,526	\$ 1,377,304	\$ 39,519,450
February	\$ 27,736,200	\$ 18,025,060	\$ 1,215,807	\$ 1,929,782	\$ 48,906,850
FY08 to Date	\$379,126,036	\$167,939,516	\$38,097,495	\$18,131,856	\$603,294,904
FY07 to Date	\$371,368,509	\$132,409,659	\$30,556,876	\$15,709,418	\$550,044,462
Over (Under) Previous Year	\$7,757,527	\$35,529,857	\$7,540,619	\$2,422,438	\$53,250,442

Assuming acceptance of all awards by the Board of Regents

Comparison of Grant and Contract Awards by Agency

Fiscal Years 2006-2007 and 2007-2008

Agency	Jul-Feb FY07	Jul-Feb FY08
US Department of Defense (DOD)	\$ 36,357,096	\$ 27,307,726
US Department of Education (DOEd)	\$ 19,707,304	\$ 16,459,371
US Department of Energy (DOE)	\$ 10,626,513	\$ 8,541,083
US Department of Health and Human Services (DHHS)	\$ 237,712,101	\$ 268,745,301
National Science Foundation (NSF)	\$ 62,229,787	\$ 50,516,273
Other Federal	\$ 35,292,584	\$ 45,653,777
Subtotal for Federal :	\$ 401,925,385	\$ 417,223,532
Associations and Non-Profits	\$ 58,834,996	\$ 64,283,968
Foundations	\$ 32,983,506	\$ 48,392,251
Local Government (in Washington)	\$ 6,608,397	\$ 4,820,853
Other Government (not in Washington)	\$ 18,929,589	\$ 17,862,178
Private Industry	\$ 20,120,218	\$ 22,442,047
State of Washington	\$ 10,642,372	\$ 28,270,076
Subtotal for Non-Federal :	\$ 148,119,077	\$ 186,071,372
Grand Total :	\$ 550,044,462	\$ 603,294,904
Amount of Increase (Decrease) :		\$ 62,375,882
Percent of Increase (Decrease) :		11.6 %

Assuming acceptance of all awards by the Board of Regents

Comparison of Grant and Contract Awards by School/College

Fiscal Years 2006-2007 and 2007-2008

School/College	Jul-Feb FY07	Jul-Feb FY08
Upper Campus		
Architecture and Urban Planning	\$ 790,491	\$ 684,190
Arts and Sciences	\$ 54,620,454	\$ 56,109,170
Business Administration	\$ 58,147	\$ 740,458
Director of Libraries	\$ 6,965	\$ 116,500
Education	\$ 9,539,062	\$ 2,929,345
Educational Outreach	\$ 386,028	\$ 287,668
Engineering	\$ 50,946,374	\$ 47,421,772
Evans School of Public Affairs	\$ 5,131,557	\$ 2,633,560
Executive Vice President		\$ 208,000
Forest Resources	\$ 3,580,682	\$ 4,210,560
Graduate School	\$ 2,355,258	\$ 1,018,655
Information School	\$ 1,651,802	\$ 5,523,806
Law	\$ 114,750	\$ 345,734
Ocean and Fishery Sciences	\$ 53,304,719	\$ 56,717,242
Office of Research	\$ 18,853,670	\$ 17,739,360
Provost		\$ 200,000
Social Work	\$ 6,666,896	\$ 8,766,657
Undergraduate Education	\$ 1,250,161	\$ 326,802
VP Educational Partnerships	\$ 131,347	\$ 43,745
VP Minority Affairs	\$ 4,801,813	\$ 7,034,709
Subtotal :	\$ 214,190,175	\$ 213,057,933
Health Sciences		
Dentistry	\$ 3,652,863	\$ 6,145,132
Health Sciences Admin	\$ 61,000	
Medical Centers	\$ 1,000	
Medicine	\$ 249,775,694	\$ 290,483,880
Nursing	\$ 8,192,441	\$ 9,964,325
Pharmacy	\$ 6,371,769	\$ 5,800,333
Public Health and Community Medicine	\$ 41,831,950	\$ 48,249,702
Subtotal :	\$ 309,886,717	\$ 360,643,372
Special Programs		
Alcohol and Drug Abuse Institute	\$ 811,065	\$ 3,192,422
CHDD Administration	\$ 8,241,104	\$ 7,571,760
Regional Primate Center	\$ 5,812,170	\$ 16,158,609
Subtotal :	\$ 14,864,339	\$ 26,922,791
Other UW Campuses		
Bothell	\$ 680,323	\$ 1,193,411
Tacoma	\$ 232,796	\$ 218,450

School/College		Jul-Feb FY07	Jul-Feb FY08
Other UW Campuses	Subtotal :	\$ 913,119	\$ 1,411,861
Not Indicated Not Indicated			\$ 194,275
	Subtotal :		\$ 194,275
	Grand Total :	\$ 539,854,350	\$ 602,230,232

Assuming acceptance of all awards by the Board of Regents

List of Awards for Arts and Sciences

Fiscal Years 2006-2007 and 2007-2008

Department	Jul-Feb FY07	Jul-Feb FY08
Center for Statistics and the Social Sciences	\$ 809,139	\$ 736,119
Center for Studies in Demography and Ecology	\$ 1,248,780	\$ 1,889,361
Department of Anthropology	\$ 139,029	\$ 249,016
Department of Applied Mathematics	\$ 1,726,247	\$ 28,629
Department of Astronomy	\$ 2,000,338	\$ 4,009,189
Department of Atmospheric Sciences	\$ 4,299,096	\$ 2,979,547
Department of Biology	\$ 7,016,884	\$ 3,557,690
Department of Chemistry	\$ 11,461,770	\$ 16,561,470
Department of Communication	\$ 1,541,100	\$ 1,395,680
Department of Comparative Literature	\$ 21,178	\$0
Department of Earth and Space Sciences	\$ 2,720,815	\$ 3,745,167
Department of Economics	\$ 24,800	\$ 6,575
Department of English	\$ 5,000	\$ 77,573
Department of Geography	\$ 180,909	\$ 336,787
Department of Germanics	\$ 45,000	\$ 98,000
Department of History	\$ 70,694	\$0
Department of Linguistics	\$0	\$ 255,603
Department of Mathematics	\$ 747,125	\$ 2,347,746
Department of Physics	\$ 7,283,958	\$ 4,882,591
Department of Political Science	\$ 558,733	\$ 1,254,910
Department of Psychology	\$ 6,964,300	\$ 7,019,609
Department of Romance Languages	\$ 6,000	\$0
Department of Sociology	\$ 150,659	\$ 10,350
Department of Speech and Hearing Sciences	\$ 717,794	\$ 1,032,062
Department of Statistics	\$ 626,405	\$ 708,855
Department of Women Studies	\$ 23,592	\$0
Gaining Early Awareness and Readiness for Undergraduate Programs	\$0	\$ 790,660
Henry M. Jackson School of International Studies	\$ 2,822,574	\$ 1,713,145
Institute for Nuclear Theory	\$ 369,000	\$ 111,000
Language Learning Center	\$ 20,000	\$ 76,000
Law, Societies and Justice Program	\$ 90,017	\$0
Public Performing Arts	\$ 116,565	\$ 150,338
School of Art	\$ 48,000	\$0
School of Music	\$ 300,000	\$0
Thomas Burke Memorial Washington State Museum	\$ 464,958	\$ 85,495
Total :	\$ 54,620,450	\$ 56,109,170

Assuming acceptance of all awards by the Board of Regents

Summary of Grant Awards**Fiscal Year 2007-2008***Excluding private awards from Foundations, Industry, Associations and Others*

Month	RESEARCH AND OTHER		TRAINING		Total Grants
	Federal	Non-Federal	Federal	Non-Federal	
July	\$ 54,392,780	\$ 1,031,886	\$ 7,034,788	\$ 0	\$ 62,459,460
August	\$ 106,644,800	\$ 2,487,815	\$ 10,875,880	\$ 199,000	\$ 120,207,500
September	\$ 54,737,540	\$ 855,616	\$ 11,410,000	\$ 0	\$ 67,003,160
October	\$ 69,439,460	\$ 3,387,818	\$ 6,360,827	\$ 194,787	\$ 79,382,900
November	\$ 7,672,178	\$ 2,205,321	\$ 319,941	\$ 21,146	\$ 10,218,590
December	\$ 13,839,270	\$ 1,071,375	\$ 385,596	\$ 203,738	\$ 15,499,980
January	\$ 16,138,890	\$ 3,928,468	\$ 624,062	\$ 108,039	\$ 20,799,460
February	\$ 24,350,010	\$ 1,202,499	\$ 1,215,807	\$ 0	\$ 26,768,320
Year to Date	\$ 347,215,000	\$ 16,170,800	\$ 38,226,900	\$ 726,710	\$ 402,339,400

Assuming acceptance of all awards by the Board of Regents

Summary of Grant Awards**Fiscal Year 2007-2008***Private awards from Foundations, Industry, Associations and Others*

Month	RESEARCH AND OTHER	TRAINING	Total Grants
July	\$ 5,529,786	\$ 223,067	\$ 5,752,853
August	\$ 12,792,000	\$ 604,407	\$ 13,396,400
September	\$ 16,434,390	\$ 237,863	\$ 16,672,250
October	\$ 25,846,500	\$ 150,020	\$ 25,996,520
November	\$ 6,912,596	\$ 233,710	\$ 7,146,306
December	\$ 9,944,877	\$ 1,380,140	\$ 11,325,020
January	\$ 8,045,577	\$ 700	\$ 8,046,277
February	\$ 10,692,720	\$ 493,319	\$ 11,186,040
Year to Date	\$ 96,198,440	\$ 3,323,226	\$ 99,521,660

Assuming acceptance of all awards by the Board of Regents

Summary of Contract Awards**Fiscal Year 2007-2008**

Month	RESEARCH AND OTHER		TRAINING		Total Contracts
	Federal	Non-Federal	Federal	Non-Federal	
July	\$ 496,481	\$ 8,486,723	\$ 0	\$ 5,370,224	\$ 14,353,430
August	\$ 4,778,947	\$ 5,840,805	\$ 2,977	\$ 238,528	\$ 10,861,260
September	\$ 8,132,220	\$ 7,054,878	\$ 1,273	\$ 1,619,535	\$ 16,807,910
October	\$ 6,481,776	\$ 9,653,934	\$ 50,000	\$ 1,839,108	\$ 18,024,820
November	\$ 3,618,770	\$ 5,471,781	\$ 0	\$ 1,492,369	\$ 10,582,920
December	\$ 2,251,427	\$ 5,516,219	\$ 0	\$ 345,013	\$ 8,112,658
January	\$ 3,105,263	\$ 6,011,425	\$ 288,464	\$ 1,268,565	\$ 10,673,720
February	\$ 3,386,189	\$ 6,129,842	\$ 0	\$ 1,436,463	\$ 10,952,490
Year to Date	\$ 32,251,070	\$ 54,165,610	\$ 342,714	\$ 13,609,810	\$ 100,369,200

Assuming acceptance of all awards by the Board of Regents

**Report of Grant and Contract Awards
of \$1,000,000 or More**

February 2008

**Requiring action of
The Board of Regents
of the
University of Washington**

**Office of Research
Office of Sponsored Programs**

Detail of Private Grant Awards

Foundations

Carnegie Corporation of New York		
To:	Susan E. Jeffords, Professor Department of English	\$ 1,000,000
For:	Teachers for a New Era, Phase II	
Eff:	9/1/2003	
Total for Carnegie Corporation of New York:		\$ 1,000,000
Total for Foundations:		\$ 1,000,000
Total Private Grants:		\$ 1,000,000
Grand Total for all Awards		\$ 1,000,000