

VII. STANDING COMMITTEES

B. Finance, Audit and Facilities Committee

UW

Report of Contributions

University of Washington
University of Washington Foundation

April, 2008

NOTES AS OF APRIL 30, 2008

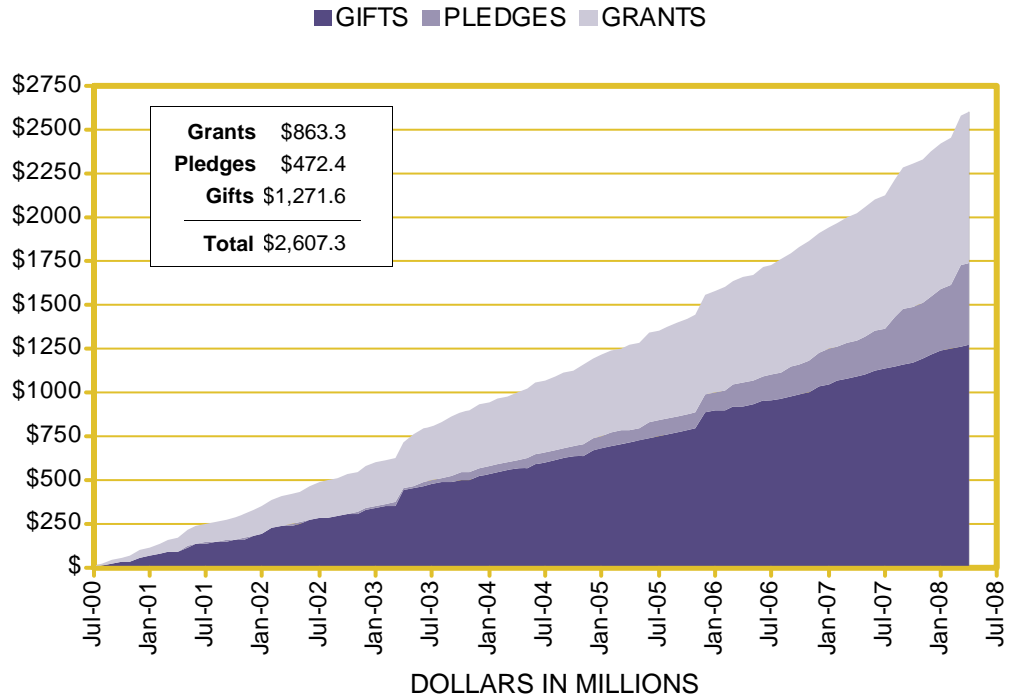
DATA POINTS

\$2,607,349,697 has been raised toward our campaign goal of \$2.5 billion.

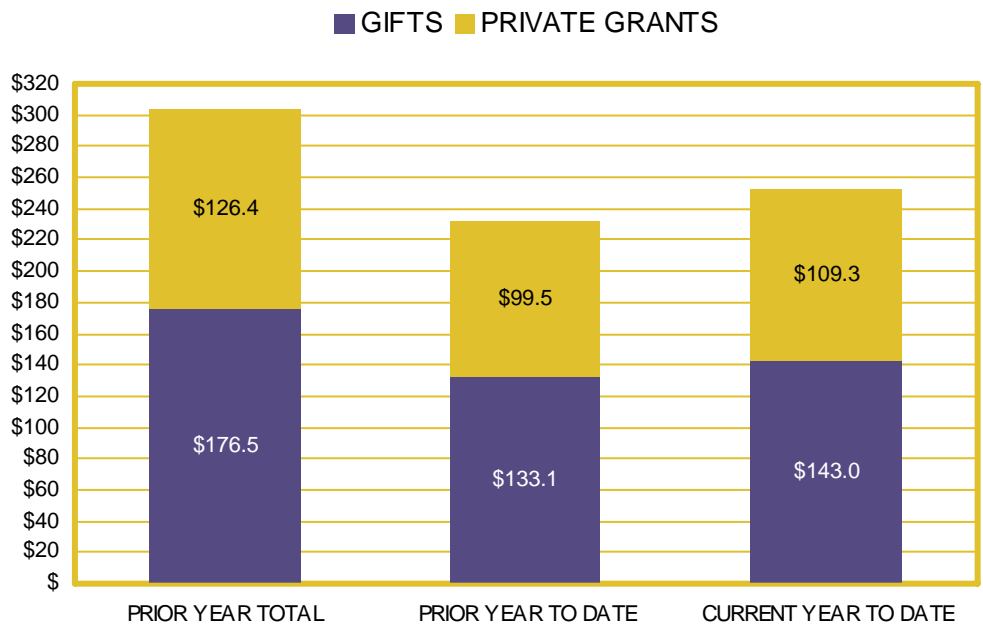
The UW received \$19.3 million in total private voluntary support (\$10.0 million in gifts and \$9.4 in grants) in April.

Areas including Architecture, Arts and Sciences, Broadcast Services, Business School, Dentistry, Forest Resources, Information School, Law, Libraries, Ocean and Fisheries, Pharmacy, Public Health, UW Medicine and UW Tacoma are ahead of last year's year-to-date totals.

FUNDRAISING PROGRESS SINCE JULY 1, 2000



CURRENT GIFT AND PRIVATE GRANT TOTALS



APRIL 2008 GIFTS AND IMPACT

Selected gifts representing private support for one of the University of Washington's key fundraising priorities -- student, faculty, program and facility support.

Chiang Ching-kuo Foundation - \$35,000 to the Libraries and University Press

- The Foundation has awarded \$15,000 to the University press to publish three books in China studies. The books to be published are *Stories to Awaken the World: A Ming Dynasty Collection, Vol. 3; Women Playing Men: Yue Opera and Social Change in Twentieth-Century Shanghai*; and *Heroines of Jiangyong: Chinese Narrative Ballads in Women's Script*.
- Among all leading American university presses the UW Press was the only recipient of more than one grant in Fall 2007.
- A gift of \$20,000 to the East Asia Library will support professional training institutes for librarians, enabling them to build stronger expertise in collection development and maintenance, as well as patron services. The East Asia Library supports teaching and research activities on East Asian studies at the University of Washington, and holds approximately 566,158 volumes (including books, serials, electronic resources and audio visual materials).

Hugh and Jane Ferguson Foundation - \$50,000 to the Burke Museum

- This gift to the Burke Museum will support environmental photography exhibits, including several that will tour nationally after opening at the Burke, and provides \$20,000 in critically needed unrestricted support.
- Mr. and Mrs. Ferguson both attended the University of Washington, and have been long-time supporters of the museum. Through their gifts of volunteer leadership and their financial assistance, they helped to establish the Burke as the region's leading museum of natural history.
- Since 1987, the Hugh and Jane Ferguson Foundation has supported nonprofit organizations in the Pacific Northwest and Alaska. The Foundation is dedicated to the preservation and restoration of nature, including wildlife and their required habitats.

Pendleton and Elisabeth Carey Miller Charitable Foundation - \$15,000 to the College of Forest Resources

- The Miller Foundation provides \$60,000 annually to fund library operations for the Elisabeth C. Miller horticultural library, located in Merrill Hall. In addition, the Foundation matches at 100% every gift of \$1,000 and under that the library receives, up to a total match of \$30,000 each year.
- Pendleton Miller established the library in 1983 to honor his wife, who played a leading role in the creation of the Center for Urban Horticulture. Mrs. Miller served on the UW Board of Regents and spent years working on behalf of Northwest horticulture.
- The Miller Library is open to the public and features over 10,000 books and 400 periodicals on gardening techniques, garden design and history, botany and plant ecology, environmental science and native floras from around the world. The library also operates a telephone plant answer line to serve local botanists and gardeners.





REPORT OF CONTRIBUTIONS

April 2008

CAMPAIGN UW: CREATING FUTURES

Report prepared by: Office of Development and Alumni Relations
Advancement Services, Information Management

5/8/2008 01:18 PM

TABLE OF CONTENTS

Campaign Progress to Date*	1
Campaign Progress by Giving Level*	2
Campaign Progress Pyramid*	3
Campaign Progress by Constituency*	4
Campaign Theme Progress*	5
Development Area Summary - Total Private Voluntary Support	6
Development Area Summary - Gifts and Private Grants	7
Development Area Summary - Gifts	8
Complete Fiscal Year Comparison	9
Year to Date Contribution Totals	10
Development Activity by Donor Type	11
Alumni Participation by Constituency	12

*All Campaign totals represented are from July 1, 2000 through the end of the preceding calendar month. Please note that grant revenue totals in Campaign Reports may contain clinical trials. Fundraising totals from all affiliated non-profit organizations are also included in UW Campaign totals.

The UW Campaign Executive Committee developed the counting policy for Campaign reports, based on Council for Advancement and Support of Education (CASE) campaign counting standards.

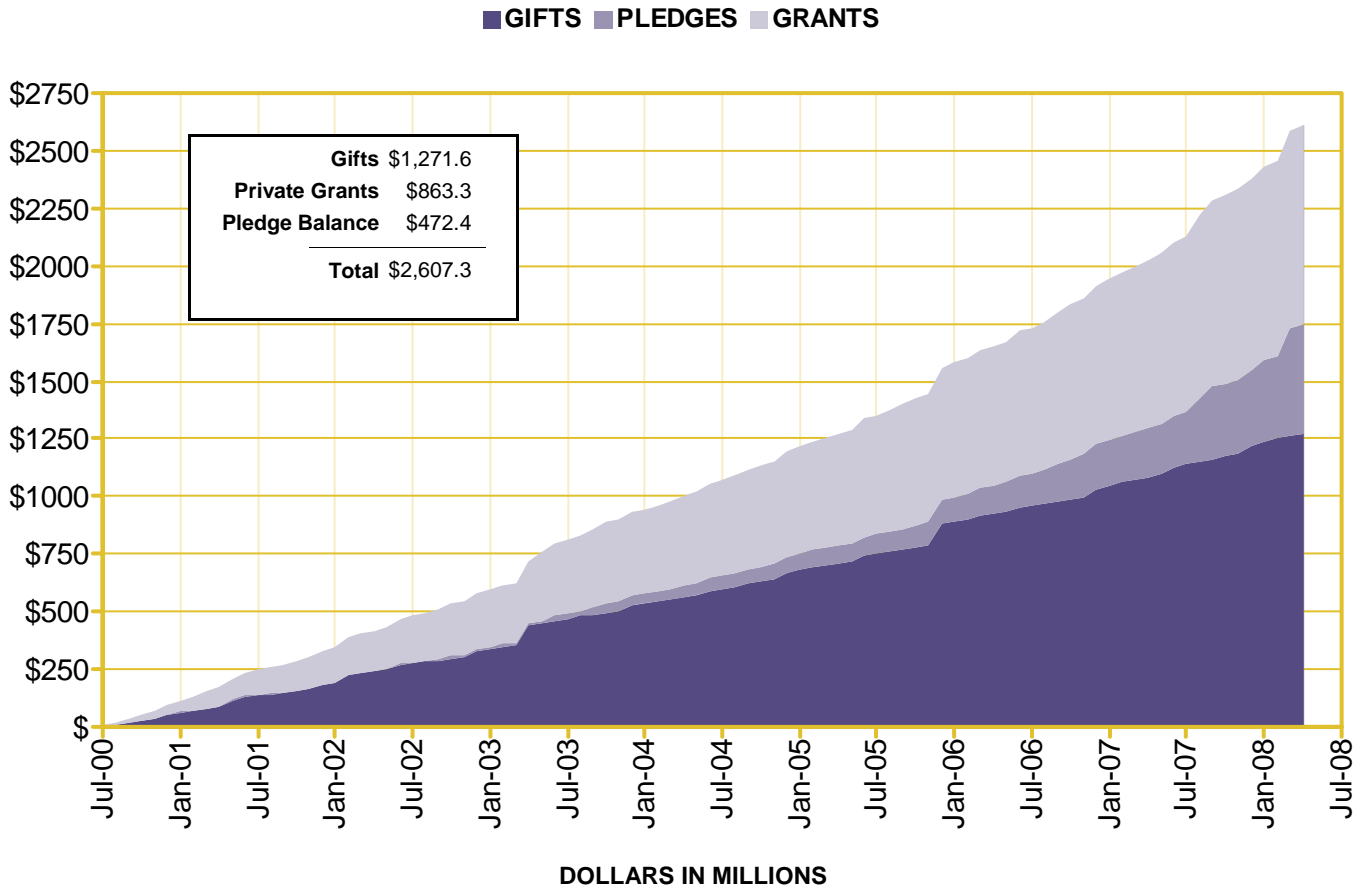
Annual reporting is July 1, 2007 through the end of the preceding calendar month.

Job Number: 80696
April 2008

Table of Contents



CAMPAIGN PROGRESS SINCE JULY 1, 2000



Source: UW Office of Development

Summarizes Total Private Voluntary Support since July 1, 2000. Testamentary Commitments included in Pledge Balance total. All dollar totals in millions.

Job Number: 80696
 April 2008

Fundraising Progress Since July 1, 2000



CAMPAIGN PROGRESS BY GIVING LEVEL

DOLLARS RAISED							
Gifts, Pledges & Grants							
Giving Level *	Alumni	Non Alumni	Family Fndns.	Corporations	Foundations	Other Orgs.	Total
\$100M+	\$0	\$35,220	\$0	\$0	\$418,784,491	\$0	\$418,819,711
\$50M - \$99,999,999	\$0	\$0	\$0	\$0	\$0	\$0	\$0
\$10M - \$49,999,999	\$52,460,931	\$86,197,782	\$74,237,500	\$112,740,962	\$132,446,117	\$73,807,275	\$531,890,566
\$5M - \$9,999,999	\$43,084,641	\$19,480,895	\$0	\$34,832,920	\$70,681,767	\$82,444,384	\$250,524,607
\$1M - \$4,999,999	\$152,928,009	\$85,550,741	\$36,850,274	\$148,261,578	\$108,571,210	\$92,728,716	\$624,890,526
\$100,000 - \$999,999	\$117,725,148	\$83,303,488	\$26,787,979	\$142,192,290	\$71,841,453	\$65,828,569	\$507,678,926
\$25,000 - \$99,999	\$34,334,660	\$25,166,782	\$3,602,933	\$34,277,130	\$9,051,286	\$11,057,780	\$117,490,570
\$10,000 - \$24,999	\$23,528,664	\$17,062,851	\$945,692	\$11,356,751	\$1,889,918	\$2,563,504	\$57,347,379
\$5,000 - \$9,999	\$14,625,899	\$10,902,072	\$251,318	\$5,413,005	\$635,266	\$822,773	\$32,650,333
\$2,000 - \$4,999	\$10,884,389	\$8,729,683	\$74,993	\$3,632,137	\$297,647	\$560,786	\$24,179,635
\$1,000 - \$1,999	\$7,100,166	\$5,590,950	\$19,240	\$1,538,674	\$83,648	\$254,295	\$14,586,974
\$500 - \$999	\$6,050,876	\$4,576,337	\$5,960	\$769,996	\$33,081	\$107,007	\$11,543,257
\$250 - \$499	\$4,056,832	\$2,452,476	\$2,000	\$331,554	\$11,260	\$45,483	\$6,899,604
\$100 - \$249	\$3,006,921	\$2,413,637	\$2,440	\$307,971	\$8,081	\$34,986	\$5,774,037
\$1 - \$99	\$1,560,134	\$1,418,539	\$239	\$81,682	\$1,106	\$11,871	\$3,073,571
Total	\$471,347,269	\$352,881,453	\$142,780,568	\$495,736,647	\$814,336,329	\$330,267,429	\$2,607,349,697
DONOR COUNTS							
Giving Level	Alumni	Non Alumni	Family Fndns.	Corporations	Foundations	Other Orgs.	Total
\$100M+	0	2	0	0	1	0	3
\$50M - \$99,999,999	0	0	0	0	0	0	0
\$10M - \$49,999,999	13	11	4	8	7	4	47
\$5M - \$9,999,999	12	8	0	6	11	11	48
\$1M - \$4,999,999	123	120	18	73	51	47	432
\$100,000 - \$999,999	682	750	79	521	211	214	2,457
\$25,000 - \$99,999	1,373	1,348	79	739	186	221	3,946
\$10,000 - \$24,999	2,783	2,690	64	847	126	178	6,688
\$5,000 - \$9,999	3,647	3,559	43	906	106	133	8,394
\$2,000 - \$4,999	5,704	6,174	27	1,391	101	204	13,601
\$1,000 - \$1,999	7,790	7,911	18	1,378	70	218	17,385
\$500 - \$999	11,854	11,566	13	1,399	57	181	25,070
\$250 - \$499	14,656	11,838	7	1,142	35	151	27,829
\$100 - \$249	23,535	25,321	16	2,387	55	271	51,585
\$1 - \$99	44,475	50,975	5	2,095	25	336	97,911
Total	116,647	122,273	373	12,892	1,042	2,169	255,396


Source: UW Office of Development & Alumni Relations

This report shows the count of distinct donors and campaign total by giving level and donor type since July 1, 2000.

**"Giving Level" is determined by summing all gift record types (including grants)



CAMPAIGN PROGRESS BY PYRAMID, SINCE JULY 1, 2000



255,396 Donor Count

Campaign Total: \$2,607,349,697

*Campaign Working Goal: \$2,500,000,000

Percent Complete: 104.3%

Source: UW Office of Development

The counts of distinct donors and fundraising totals by giving level are shown.

*Unit campaign goals are still being finalized.

Pyramid Levels are determined by summing all gift record types (including grants)



CAMPAIGN PROGRESS BY CONSTITUENCY

	GIFTS	Irrevocable Deferred Gifts		PLEDGES	Testamentary Commitments		GRANTS	Campaign - Private Voluntary Support		
		Donor Value	Discount Value		Donor Value	Discount Value		TOTAL	Working Goal	% of Goal
UW Medicine	\$342,639,788	\$11,924,834	\$7,209,237	\$172,875,392	\$34,899,360	\$12,606,512	\$459,412,356	\$1,021,751,729	\$1,000,000,000	102.2%
Architecture	\$9,428,317	\$2,244,117	\$1,270,276	\$1,358,714	\$7,250,000	\$2,777,398	\$4,209,737	\$24,490,884	\$19,000,000	128.9%
Arts and Sciences	\$135,578,236	\$6,955,983	\$4,911,394	\$7,161,522	\$41,019,666	\$25,811,032	\$83,619,393	\$274,334,800	\$240,000,000	114.3%
Broadcast Services	\$59,809,346	\$0	\$0	\$12,240	\$0	\$0	\$0	\$59,821,586	N/A	N/A
Business School	\$79,530,426	\$3,035,524	\$1,623,140	\$84,797,386	\$8,115,271	\$5,544,318	\$384,322	\$175,862,929	\$135,000,000	130.3%
Dentistry	\$11,337,870	\$246,992	\$191,357	\$4,921,187	\$910,000	\$508,954	\$4,358,388	\$21,774,438	\$15,000,000	145.2%
Education	\$12,423,572	\$48,552	\$45,881	\$2,100,645	\$4,050,000	\$2,015,446	\$16,522,480	\$35,145,249	\$23,000,000	152.8%
Engineering	\$152,140,597	\$2,837,209	\$2,010,611	\$5,869,448	\$8,659,691	\$3,672,938	\$85,373,953	\$254,880,898	\$250,000,000	102.0%
Evans Schl. of Pub. Affairs	\$13,541,447	\$81,135	\$114,706	\$1,015,538	\$500,000	\$265,793	\$42,168,938	\$57,307,058	\$40,000,000	143.3%
Forest Resources	\$11,027,002	\$646,572	\$562,957	\$260,336	\$2,915,000	\$1,609,906	\$4,705,054	\$19,553,963	\$17,700,000	110.5%
Friday Harbor Labs	\$6,580,718	\$307,268	\$149,278	\$128,249	\$5,505,000	\$3,093,404	\$862,743	\$13,383,978	\$12,000,000	111.5%
Information School	\$3,514,829	\$25,000	\$25,070	\$222,728	\$100,000	\$64,666	\$4,299,458	\$8,162,015	\$5,000,000	163.2%
Intercollegiate Athletics	\$127,631,165	\$364,480	\$276,178	\$4,805,955	\$1,580,000	\$1,011,286	\$0	\$134,381,601	\$110,000,000	122.2%
Law	\$63,500,463	\$71,186	\$46,904	\$874,322	\$674,988	\$417,533	\$1,237,822	\$66,358,781	\$70,000,000	94.8%
Libraries	\$7,990,830	\$442,146	\$381,541	\$312,849	\$1,951,334	\$857,698	\$475,708	\$11,172,867	\$9,000,000	124.1%
Nursing	\$12,635,880	\$3,275,000	\$2,534,893	\$819,221	\$7,507,799	\$4,483,235	\$9,694,674	\$33,932,573	\$24,000,000	141.4%
Ocean and Fisheries	\$16,621,115	\$5,823,186	\$2,742,236	\$64,388	\$0	\$0	\$34,676,400	\$57,185,089	\$34,000,000	168.2%
Pharmacy	\$11,772,119	\$0	\$0	\$414,459	\$1,000,000	\$310,068	\$7,156,613	\$20,343,191	\$10,260,000	198.3%
President's Funds	\$9,079,158	\$788,472	\$690,676	\$321,830	\$11,230,000	\$4,709,801	\$0	\$21,419,460	N/A	N/A
Public Health	\$14,496,877	\$50,259	\$39,563	\$9,325,045	\$0	\$0	\$78,414,941	\$102,287,123	\$90,000,000	113.7%
Scholar. & Student Progs.	\$47,682,957	\$1,896,761	\$865,957	\$2,412,951	\$6,718,333	\$3,513,133	\$1,944,332	\$60,655,333	\$40,000,000	151.6%
Social Work	\$7,367,197	\$290,566	\$183,270	\$5,097,831	\$0	\$0	\$7,304,878	\$20,060,473	\$10,000,000	200.6%
University Press	\$4,123,199	\$108,239	\$93,710	\$15,485	\$0	\$0	\$0	\$4,246,923	\$3,000,000	141.6%
University Support	\$39,353,854	\$2,130,448	\$1,123,146	\$3,556,001	\$4,050,000	\$2,173,350	\$15,661,286	\$64,751,589	N/A	N/A
UW Bothell	\$2,709,957	\$0	\$0	\$87,015	\$0	\$0	\$750,500	\$3,547,472	\$3,500,000	101.4%
UW Tacoma	\$25,313,860	\$195,000	\$181,257	\$12,223,578	\$2,725,000	\$1,535,533	\$80,257	\$40,537,695	\$35,000,000	115.8%
All UW Total	\$1,227,830,781	\$43,788,928	\$27,273,238	\$321,054,314	\$151,361,442	\$76,982,004	\$863,314,232	\$2,607,349,697	\$2,500,000,000	104.3%

Source: UW Office of Development

Fundraising progress toward campaign working goals by constituency area (school/college/program). Campaign total is the sum of gifts, grants, active pledges and donor values of irrevocable deferred gifts and testamentary commitments. "N/A" is not applicable. 1 - "Pledges" are those in active status only. 2 - "Grants" are private grants only. 3 - Unit campaign working goals are still being finalized.

Job Number: 80696

April 2008

Campaign Progress by Constituency - Since July 2000



CAMPAIGN FUNDING THEME PROGRESS - JULY 2000 - PRESENT

THEME	CURRENT USE	ENDOWMENT	TOTAL
Student Support	\$116,238,306	\$214,484,699	\$330,723,005
Faculty Support	\$103,960,955	\$171,225,554	\$275,186,509
Program Support for Faculty and Students	\$1,272,980,514	\$165,260,537	\$1,438,241,050
Capital	\$311,264,097	\$1,778,269	\$313,042,365
Unrestricted	\$217,385,069	\$32,771,698	\$250,156,767
Total	\$2,021,828,940	\$585,520,756	\$2,607,349,697
Goal	\$2,000,000,000	\$500,000,000	\$2,500,000,000
% to Goal	101.1%	117.1%	104.3%

Source: UW Office of Development

This report shows contribution totals by campaign theme/priority since July 1, 2000.

Job Number: 80696

April 2008

Campaign Theme Progress



DEVELOPMENT SUMMARY - TOTAL PRIVATE VOLUNTARY SUPPORT

AREA	YEAR TO DATE DONOR VALUES		
	GIFTS	PRIVATE GRANTS	TOTAL
UW Seattle			
UW Medicine	\$39,718,385	\$71,727,231	\$111,445,616
Architecture	\$1,393,426	\$218,433	\$1,611,859
Arts and Sciences	\$20,243,266	\$7,933,751	\$28,177,017
Broadcast Services	\$7,606,639		\$7,606,639
Business School	\$11,276,123	\$15,987	\$11,292,110
Dentistry	\$3,118,744	\$93,056	\$3,211,800
Education	\$1,293,280	\$1,189,541	\$2,482,821
Engineering	\$14,019,586	\$3,723,822	\$17,743,409
Evans Schl. of Pub. Affairs	\$1,557,195	\$1,427,481	\$2,984,676
Forest Resources	\$1,130,107	\$798,335	\$1,928,442
Graduate School	\$1,083,536	\$69,558	\$1,153,094
Information School	\$354,059	\$2,803,000	\$3,157,059
Intercollegiate Athletics	\$15,225,748		\$15,225,748
Law	\$2,059,328	\$61,600	\$2,120,928
Libraries	\$1,411,451		\$1,411,451
Nursing	\$1,674,949	\$1,143,549	\$2,818,498
Ocean and Fisheries	\$2,311,366	\$7,713,244	\$10,024,611
Pharmacy	\$1,759,052	\$1,080,824	\$2,839,876
President's Funds	\$596,604		\$596,604
Public Health	\$370,625	\$8,725,168	\$9,095,794
Scholar. & Student Progs.	\$6,266,815	\$80,000	\$6,346,815
Social Work	\$1,128,072	\$277,860	\$1,405,932
UW Alumni Association	\$833,678		\$833,678
University Press	\$347,378		\$347,378
University Support	\$3,550,146	\$212,916	\$3,763,062
UW Bothell	\$128,879		\$128,879
UW Tacoma	\$2,513,792		\$2,513,792
All UW Total	\$142,972,245	\$109,295,358	\$252,267,603

Source: UW Office of Development

Contribution totals for the major Development areas of the University are shown.

Job Number: 80696

April 2008

Development Area Summary - Total Private Voluntary Support



DEVELOPMENT SUMMARY - GIFTS AND PRIVATE GRANTS

AREA	CURRENT MONTH		YEAR TO DATE		PRIOR YEAR TO DATE		PRIOR FISCAL YEAR	
	Donors	Value	Donors	Value	Donors	Value	Donors	Value
UW Seattle								
UW Medicine	2,556	\$8,514,892	16,147	\$111,445,616	15,828	\$81,095,214	18,369	\$106,235,847
Architecture	75	\$71,419	1,176	\$1,611,859	1,352	\$1,194,408	1,511	\$1,285,219
Arts and Sciences	1,526	\$2,255,223	13,179	\$28,177,017	15,216	\$25,746,478	17,118	\$34,367,909
Broadcast Services	936	\$223,043	3,512	\$7,606,639	3,672	\$7,583,255	4,560	\$10,835,348
Business School	188	\$487,794	4,153	\$11,292,110	3,930	\$9,808,148	4,542	\$16,631,593
Dentistry	130	\$2,054,932	1,195	\$3,211,800	1,290	\$1,487,563	1,410	\$1,721,826
Education	177	\$96,441	1,406	\$2,482,821	1,570	\$3,377,446	1,869	\$4,112,575
Engineering	342	\$2,244,581	4,134	\$17,743,409	4,046	\$20,009,923	4,586	\$26,027,370
Evans Schl. of Pub. Affairs	63	\$157,424	373	\$2,984,676	398	\$5,896,497	522	\$7,146,491
Forest Resources	70	\$78,923	1,007	\$1,928,442	1,064	\$1,672,396	1,208	\$1,929,058
Graduate School	23	\$36,563	512	\$1,153,094	391	\$2,327,926	415	\$2,481,332
Information School	23	\$84,512	566	\$3,157,059	607	\$578,607	651	\$686,093
Intercollegiate Athletics	654	\$1,165,225	13,155	\$15,225,748	12,259	\$16,918,761	24,151	\$21,911,161
Law	117	\$85,810	1,847	\$2,120,928	1,741	\$1,690,052	2,019	\$2,960,515
Libraries	595	\$112,706	4,362	\$1,411,451	4,055	\$1,058,559	4,428	\$1,143,601
Nursing	205	\$47,625	1,643	\$2,818,498	1,688	\$5,857,081	1,849	\$6,185,723
Ocean and Fisheries	93	\$55,230	751	\$10,024,611	743	\$6,294,927	790	\$7,085,809
Pharmacy	92	\$99,923	1,036	\$2,839,876	1,090	\$2,138,403	1,153	\$3,527,989
President's Funds	178	\$130,864	1,932	\$596,604	1,855	\$495,720	2,096	\$726,232
Public Health	89	\$690,863	677	\$9,095,794	719	\$8,692,446	788	\$11,799,217
Scholar. & Student Progs.	516	\$129,283	5,481	\$6,346,815	3,302	\$12,091,335	3,881	\$13,158,596
Social Work	56	\$4,671	821	\$1,405,932	892	\$5,470,866	980	\$5,996,397
UW Alumni Association	2,245	\$126,572	15,989	\$833,678	19,140	\$942,029	24,884	\$1,216,529
University Press	6	\$24,242	279	\$347,378	230	\$1,719,454	311	\$1,822,053
University Support	264	\$179,732	1,741	\$3,763,062	1,806	\$6,112,374	2,365	\$7,142,087
UW Bothell	90	\$4,705	439	\$128,879	421	\$351,350	647	\$406,048
UW Tacoma	164	\$181,647	638	\$2,513,792	631	\$1,982,268	810	\$4,346,953
All UW Unique Total	10,878	\$19,344,855	82,798	\$252,267,603	83,674	\$232,593,498	105,353	\$302,889,584

Source: UW Office of Development

The number of donors and contribution totals for the major Development areas of the University are shown. Dollar values are based on donor values.

Job Number: 80696

April 2008

Development Area Summary - Gifts and Private Grants



DEVELOPMENT SUMMARY - GIFTS

AREA	CURRENT MONTH		YEAR TO DATE		PRIOR YEAR TO DATE		PRIOR FISCAL YEAR	
	Donors	Value	Donors	Value	Donors	Value	Donors	Value
UW Seattle								
UW Medicine	2,514	\$3,120,420	15,924	\$39,718,385	15,599	\$25,449,964	18,109	\$35,839,896
Architecture	75	\$71,419	1,173	\$1,393,426	1,345	\$925,027	1,504	\$1,015,838
Arts and Sciences	1,516	\$803,282	13,121	\$20,243,266	15,152	\$16,463,625	17,051	\$22,448,302
Broadcast Services	936	\$223,043	3,512	\$7,606,639	3,672	\$7,583,255	4,560	\$10,835,348
Business School	188	\$487,794	4,152	\$11,276,123	3,929	\$9,779,801	4,541	\$16,603,246
Dentistry	130	\$2,054,932	1,191	\$3,118,744	1,282	\$1,107,001	1,400	\$1,302,793
Education	177	\$96,441	1,399	\$1,293,280	1,563	\$1,197,415	1,859	\$1,560,076
Engineering	337	\$619,634	4,107	\$14,019,586	3,998	\$11,725,286	4,531	\$15,097,858
Evans Schl. of Pub. Affairs	62	\$32,424	364	\$1,557,195	380	\$2,327,562	503	\$2,577,597
Forest Resources	68	\$20,936	991	\$1,130,107	1,049	\$1,252,532	1,191	\$1,416,624
Graduate School	23	\$36,563	509	\$1,083,536	386	\$1,543,580	410	\$1,665,861
Information School	23	\$84,512	565	\$354,059	604	\$404,883	648	\$436,870
Intercollegiate Athletics	654	\$1,165,225	13,155	\$15,225,748	12,259	\$16,918,761	24,151	\$21,911,161
Law	116	\$60,810	1,845	\$2,059,328	1,738	\$1,535,352	2,015	\$2,773,835
Libraries	595	\$112,706	4,362	\$1,411,451	4,055	\$1,058,559	4,428	\$1,143,601
Nursing	205	\$47,625	1,634	\$1,674,949	1,681	\$5,131,664	1,842	\$5,457,618
Ocean and Fisheries	91	\$24,467	727	\$2,311,366	718	\$2,417,149	763	\$2,515,555
Pharmacy	92	\$99,923	1,030	\$1,759,052	1,083	\$1,326,671	1,144	\$1,707,704
President's Funds	178	\$130,864	1,932	\$596,604	1,855	\$495,720	2,096	\$726,232
Public Health	84	\$15,956	644	\$370,625	686	\$571,240	749	\$669,251
Scholar. & Student Progs.	516	\$129,283	5,480	\$6,266,815	3,302	\$11,091,335	3,881	\$12,158,596
Social Work	56	\$4,671	815	\$1,128,072	883	\$4,198,143	970	\$4,249,650
UW Alumni Association	2,245	\$126,572	15,989	\$833,678	19,140	\$942,029	24,884	\$1,216,529
University Press	6	\$24,242	279	\$347,378	230	\$1,719,454	311	\$1,822,053
University Support	264	\$179,732	1,739	\$3,550,146	1,800	\$3,632,752	2,358	\$4,590,672
UW Bothell	90	\$4,705	439	\$128,879	421	\$351,350	647	\$406,048
UW Tacoma	164	\$181,647	638	\$2,513,792	629	\$1,976,701	808	\$4,341,386
All UW Unique Total	10,818	\$9,959,838	82,459	\$142,972,245	83,294	\$133,126,824	104,934	\$176,490,215

Source: UW Office of Development

The number of donors and contribution totals (gifts only) for the major Development areas of the University are shown. Dollar values are based on donor values.

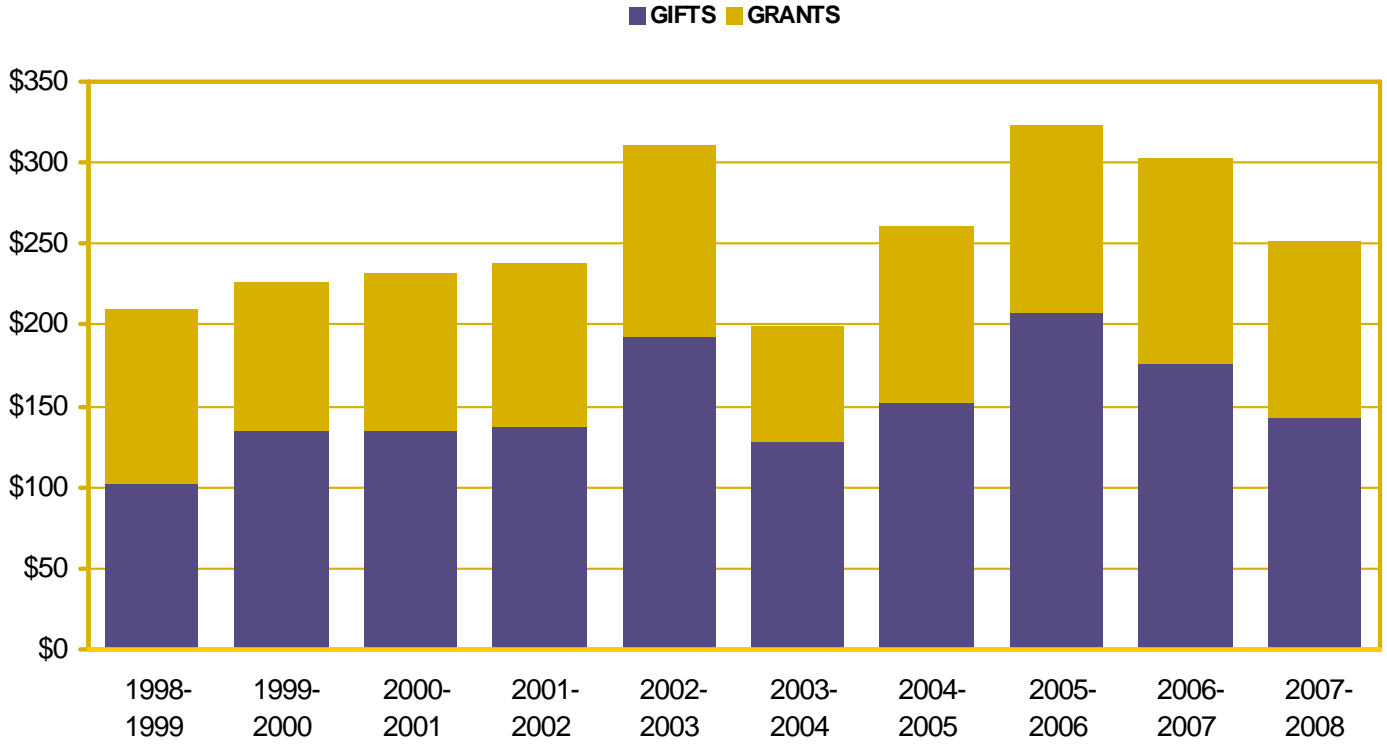
Job Number: 80696

April 2008

Development Area Summary - Gifts



COMPLETE FISCAL YEAR COMPARISON OF TOTAL CONTRIBUTIONS RECEIVED



DOLLARS IN MILLIONS

FISCAL YEAR	GIFTS	GRANTS	TOTAL CONTRIBUTIONS
2007- 2008	\$142,972,245	\$109,295,358	\$252,267,603
2006- 2007	\$176,490,215	\$126,399,369	\$302,889,584
2005- 2006	\$207,744,231	\$115,261,186	\$323,005,417
2004- 2005	\$151,969,925	\$108,802,371	\$260,772,296
2003- 2004	\$128,174,367	\$71,603,323	\$199,777,690
2002- 2003	\$192,573,183	\$118,677,722	\$311,250,905
2001- 2002	\$137,959,340	\$100,820,547	\$238,779,887
2000- 2001	\$134,805,190	\$97,112,979	\$231,918,169
1999- 2000	\$134,037,997	\$91,536,165	\$225,574,162
1998- 1999	\$102,925,077	\$107,619,586	\$210,544,663

Source: UW Office of Development

This graph compares the current fiscal year's contribution totals to each of the previous nine fiscal year's contribution totals.

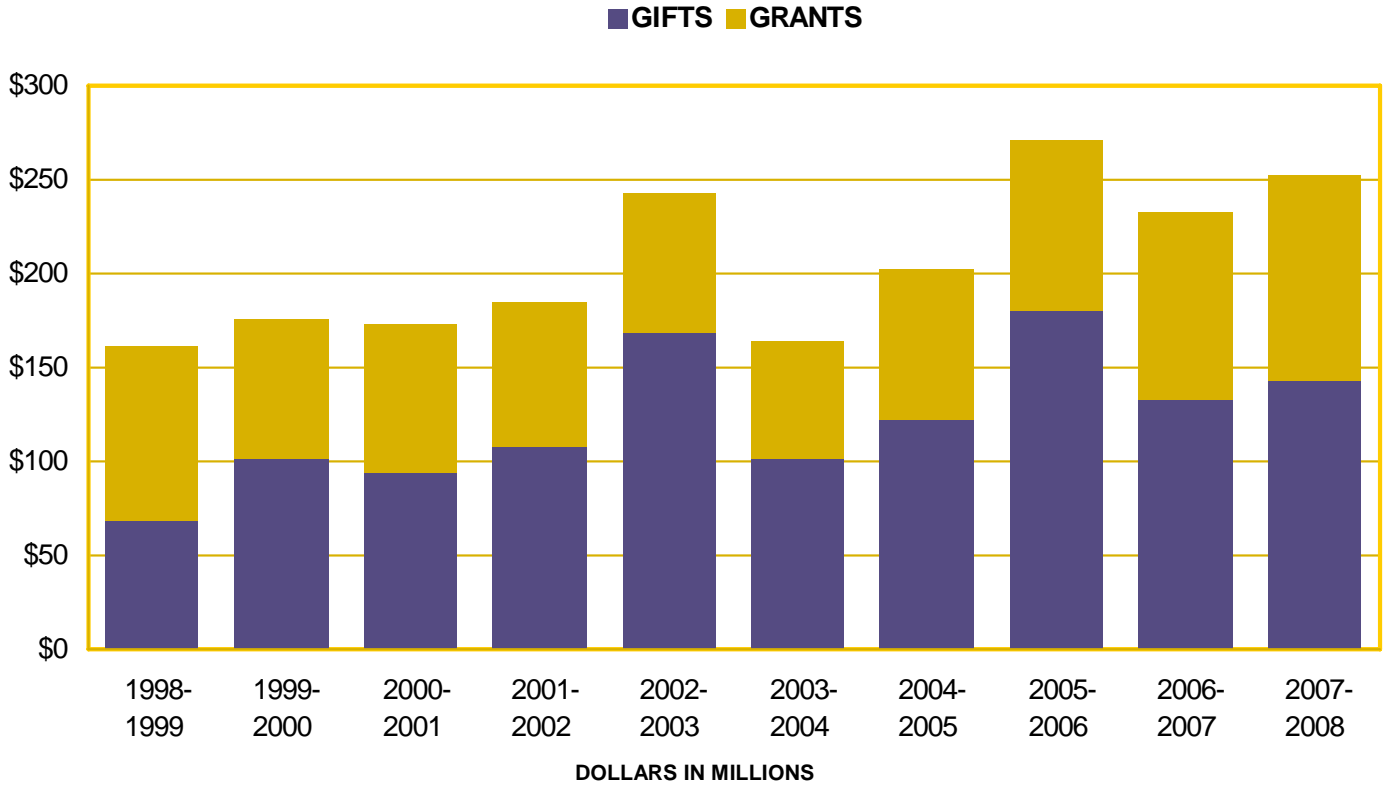
Job Number: 80696

April 2008

Fiscal Year Totals Graph



YEAR TO DATE CONTRIBUTION TOTALS



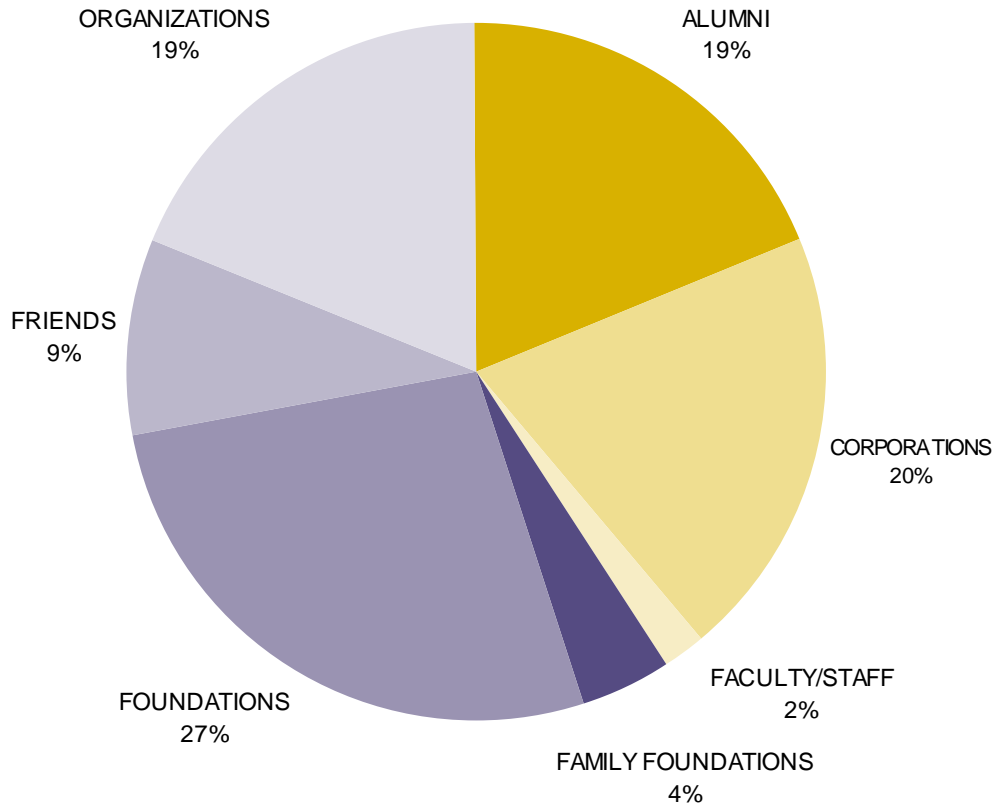
FISCAL YEAR	GIFTS	GRANTS	TOTAL CONTRIBUTIONS
2007- 2008	\$142,972,245	\$109,295,358	\$252,267,603
2006- 2007	\$133,126,824	\$99,466,674	\$232,593,498
2005- 2006	\$180,494,199	\$90,387,665	\$270,881,863
2004- 2005	\$122,122,874	\$80,143,890	\$202,266,764
2003- 2004	\$101,365,172	\$62,684,981	\$164,050,153
2002- 2003	\$168,025,960	\$75,232,159	\$243,258,119
2001- 2002	\$108,064,405	\$76,888,322	\$184,952,727
2000- 2001	\$94,005,546	\$78,829,602	\$172,835,148
1999- 2000	\$100,697,725	\$74,876,551	\$175,574,276
1998- 1999	\$68,118,697	\$94,018,598	\$162,137,295

Source: UW Office of Development

This graph compares the current fiscal year's contribution totals to each of the previous nine fiscal year's contribution totals.



DEVELOPMENT ACTIVITY BY DONOR TYPE IN CURRENT FISCAL YEAR



DONOR TYPE	YEAR TO DATE		PRIOR YEAR TO DATE		PRIOR FISCAL YEAR	
	Donors	Value	Donors	Value	Donors	Value
Alumni	43,071	\$47,816,557	44,738	\$44,199,706	54,753	\$60,282,263
Corporations	2,531	\$50,004,422	2,623	\$44,510,529	3,222	\$59,587,495
Faculty/Staff	3,187	\$5,019,942	3,104	\$2,935,613	3,711	\$3,848,794
Family Foundations	156	\$10,710,636	142	\$23,176,423	160	\$33,777,254
Foundations	379	\$67,760,047	353	\$38,175,914	405	\$45,676,525
Friends	32,988	\$23,339,053	32,229	\$30,527,380	42,526	\$40,107,637
Organizations	486	\$47,616,946	485	\$49,067,934	576	\$59,609,617

Source: UW Office of Development

This graph shows the sources of contributions for the current year to date. Dollar values are based on donor value.

Job Number: 80696
 April 2008

Development Activity by Donor Type in Current Fiscal Year Chart



ALUMNI PARTICIPATION BY CONSTITUENCY

AREA	CURRENT FISCAL YEAR TO DATE			PREVIOUS FISCAL YEAR TO DATE			
	Solicitible	Donors	Partic. Rate	Solicitible	Donors	Partic. Rate	Final %
UW Seattle							
UW Medicine	18,010	3,159	17.5%	16,867	3,140	18.6%	22.0%
Architecture	7,965	1,204	15.1%	7,709	1,248	16.2%	19.5%
Arts and Sciences	141,595	17,777	12.6%	138,301	18,592	13.4%	16.6%
Business School	37,430	6,393	17.1%	36,594	6,646	18.2%	22.7%
Dentistry	4,579	1,036	22.6%	4,525	1,087	24.0%	27.5%
Education	18,902	3,128	16.5%	19,116	3,194	16.7%	20.2%
Engineering	32,393	4,444	13.7%	31,945	4,528	14.2%	17.3%
Evans School of Public Affairs	2,329	467	20.1%	2,119	432	20.4%	25.1%
Forest Resources	4,603	637	13.8%	4,603	682	14.8%	17.9%
Interdisc. Grad. Programs	1,622	226	13.9%	1,463	211	14.4%	18.0%
Interdisc. Undergrad. Programs	225	7	3.1%	170	29	17.1%	24.7%
Interschool Programs	453	40	8.8%	353	50	14.2%	17.8%
Information School	4,370	822	18.8%	4,202	817	19.4%	22.4%
Law	7,780	1,617	20.8%	7,593	1,577	20.8%	24.8%
School of Nursing	8,598	1,663	19.3%	8,469	1,785	21.1%	24.5%
Ocean & Fisheries	3,911	604	15.4%	3,866	620	16.0%	18.5%
Pharmacy	3,426	830	24.2%	3,364	875	26.0%	30.3%
Public Health	4,318	652	15.1%	4,104	715	17.4%	20.2%
Social Work	6,404	895	14.0%	6,232	943	15.1%	17.8%
UW Bothell	6,084	574	9.4%	5,245	591	11.3%	15.1%
UW Tacoma	7,003	554	7.9%	5,850	594	10.2%	14.4%
Unspecified	10,866	1,922	17.7%	11,278	2,103	18.6%	22.8%
All UW Total	305,971	43,071	14.1%	297,648	44,738	15.0%	18.4%

Source: UW Office of Development

Job Number: 80696
April 2008

Alumni Participation

