

VII. STANDING COMMITTEES

B. Finance, Audit and Facilities Committee

Grant and Contract Awards – March, 2008

RECOMMENDED ACTION:

It is the recommendation of the administration and the Finance and Audit Committee that the Board of Regents accept the Grant and Contract Awards as presented on the attached list.

Attachment: Grant and Contract Awards Summary
Report of Grant and Contract Awards of
\$1,000,000 or More

Grant and Contract Awards Summary

to

The Board of Regents

of the

University of Washington

for

March 2008

Office of Research

Office of Sponsored Programs

Table of Contents

Award Highlights	3
Graphical Summary of Award Activity	4
Summary of Grant and Contract Awards	5
Comparison of Grants and Contract Awards by Agency	6
Comparison of Grants and Contract Awards by School/College	7
Listing of Awards for College of Arts and Sciences by Department	9
Summary of Grant Awards – Excluding Private Awards	11
Summary of Grant Awards - Private Awards	12
Summary of Contract Awards	13
Report of Grant & Contract Awards over \$1,000,000	14

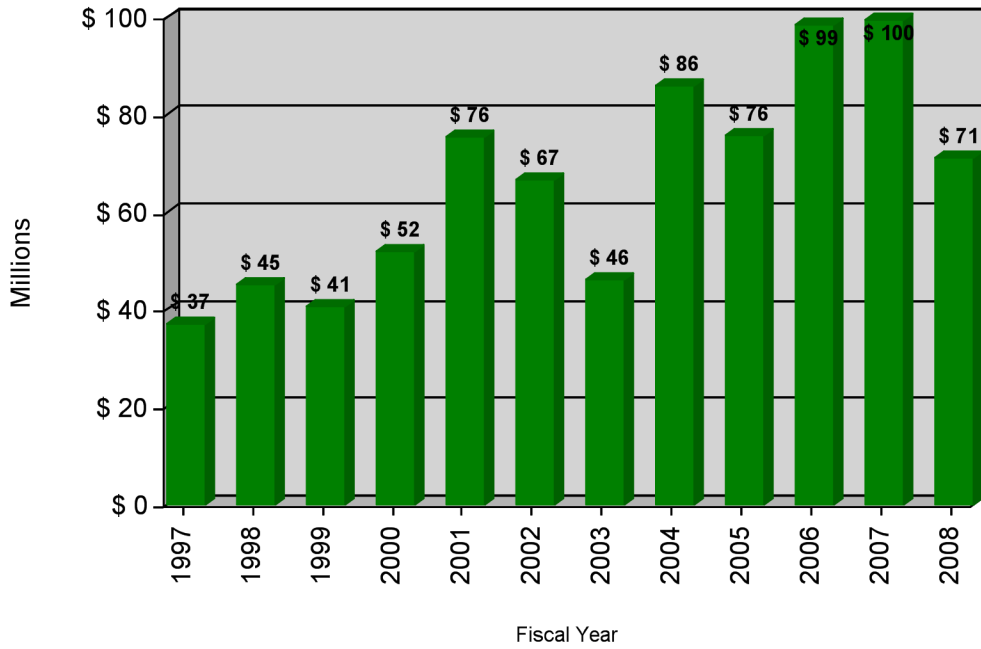
MARCH 2008 HIGHLIGHTS

The *WA State Department of Ecology* awarded a grant in the amount of \$119,137 for a project under the direction of Associate Professor Christian Grue of the *School of Aquatic and Fishery Sciences* entitled “Technical, economic, and environmental assessment of using organic urban waste to produce bio-ethanol.” Paper and wood residue makeup approximately 3.5 million tons of Washington’s municipal solid waste stream. The objective of the research is to evaluate the potential for using municipal solid waste lignocellulosic material to produce bio-ethanol. The research has three major components: develop a process for producing bio-ethanol from municipal solid waste, perform a techno-economic analysis of that process to assess its energy potential and economic, and perform a lifecycle analysis of converting the municipal solid waste to bio-ethanol to assess the broad environmental impact of the proposed system. The results of this research will define the feasibility, the process, and the impact of using the municipal solid waste stream as a raw material to produce bio ethanol, and should provide a foundation for future research on ways to more effectively use this organic waste stream.

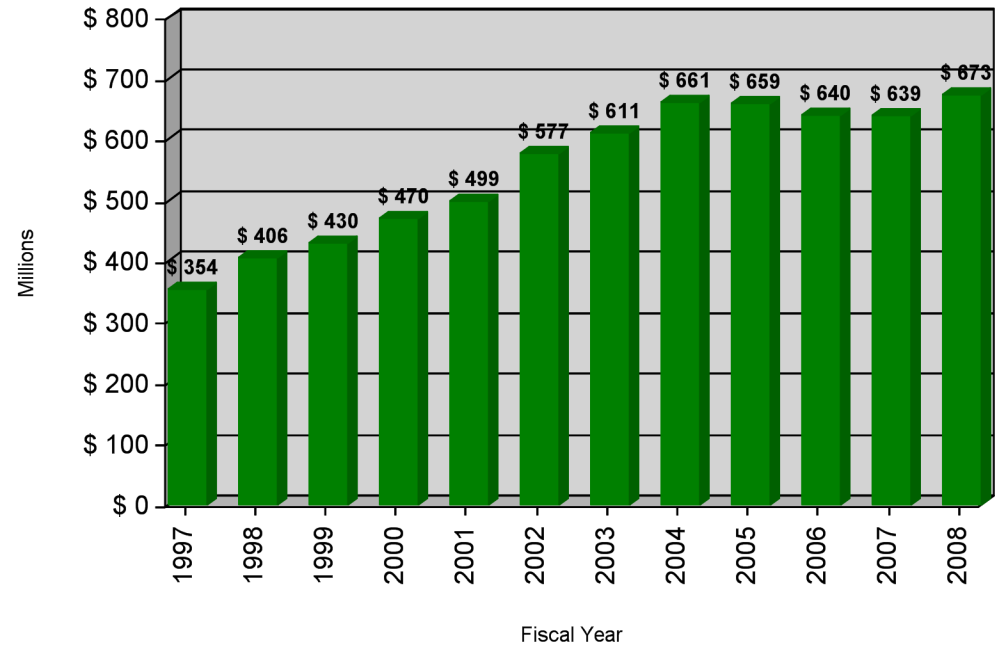
The *John A. Hartford Foundation* awarded a grant in the amount of \$200,000 for a project under the direction of Dr. Stephen M. Thielke of the *Department of Psychiatry and Behavioral Sciences* entitled “The Effects of Pain on Health and Quality of Life in Older Adults.” Pain is common in older adults, and causes significant suffering and disability. Recent research has suggested that common painful conditions are associated with greater declines in physical health than are other chronic conditions such as diabetes or congestive heart failure. There is also evidence that pain is associated with higher healthcare costs, and may explain the increased costs in patients with depression. The research will investigate the effects of pain on health outcomes and quality of life measures in four large existing longitudinal datasets. The results will be used to identify patients showing the worst pain-related adverse health outcomes, and to begin development of interventions that can better treat pain and improve health in older adults.

The *Paul G. Allen Family Foundations* awarded a grant in the amount of \$600,000 for a project under the direction of Associate Professor Shannon K. Dudley of the *School of Music* entitled “Seattle Partnership for American Popular Music.” The Seattle Partnership for American Popular Music (SPAPM) is a partnership between the University of Washington, the Experience Music Project/Science Fiction Museum, and KEXP radio. It promotes the role of music in our communities and our individual lives, stretches the capacity of all three of the participating organizations, and provides each organization with a reliable network for music resources. Specific projects sponsored by SPAPM will include a series of lectures, performances, and workshops titled, "Music in American Cultures;" KEXP radio modules produced in collaboration with UW staff and students; an annual Pop Music Conference; EMP museum exhibits and associated educational programming; and music education outreach to public schools in Seattle and Yakima.

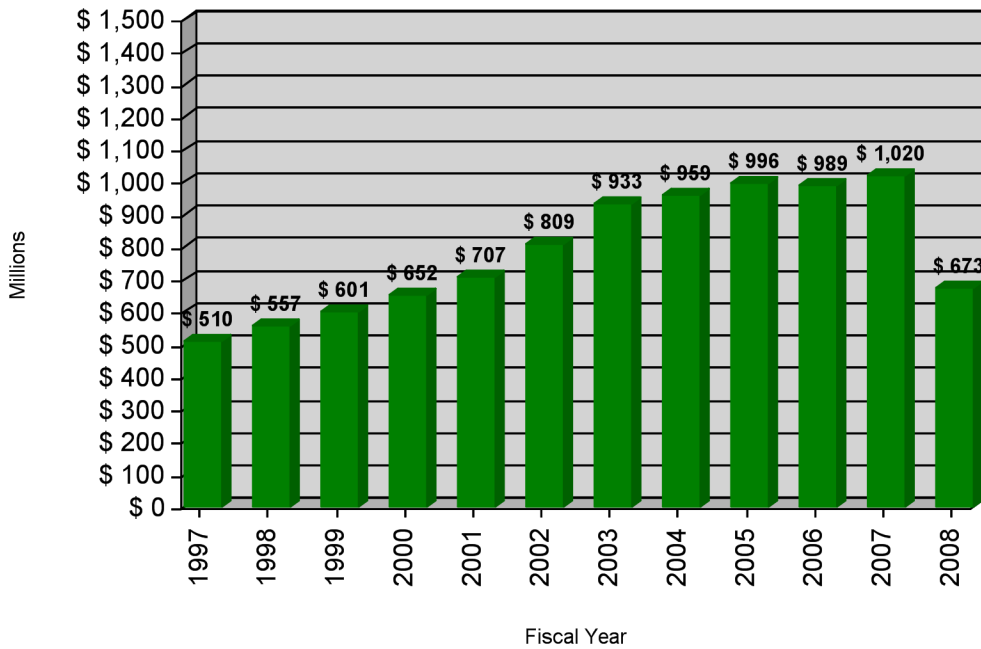
March Only
Comparison of Grant & Contract Awards



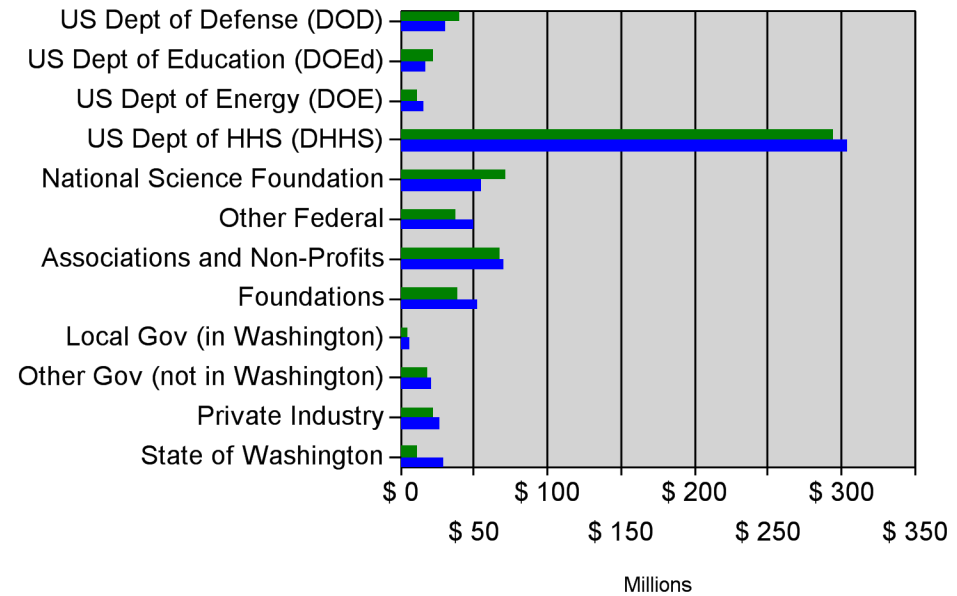
Fiscal Year to Date
Comparison of Grant & Contract Awards



Complete Fiscal Year
Comparison of Grant & Contract Awards



Fiscal Year to Date
Two-Year Comparison of Grant and Contract Awards



Legend: Jul-Mar FY07 (Green), Jul-Mar FY08 (Blue)

Summary of Grant and Contract Awards**Fiscal Year 2007-2008**

Month	RESEARCH AND OTHER		TRAINING		Total Grants and Contracts
	Federal	Non-Federal	Federal	Non-Federal	
July	\$ 54,889,260	\$ 15,048,400	\$ 7,034,788	\$ 5,593,291	\$ 82,565,740
August	\$ 111,423,800	\$ 21,120,610	\$ 10,878,860	\$ 1,041,935	\$ 144,465,200
September	\$ 62,869,760	\$ 24,344,880	\$ 11,411,270	\$ 1,857,398	\$ 100,483,300
October	\$ 75,921,240	\$ 38,888,260	\$ 6,410,827	\$ 2,183,915	\$ 123,404,200
November	\$ 11,290,950	\$ 14,589,700	\$ 319,941	\$ 1,747,225	\$ 27,947,810
December	\$ 16,090,690	\$ 16,532,470	\$ 385,596	\$ 1,928,891	\$ 34,937,650
January	\$ 19,244,150	\$ 17,965,880	\$ 912,526	\$ 1,377,304	\$ 39,499,860
February	\$ 27,736,200	\$ 18,007,790	\$ 1,215,807	\$ 1,929,782	\$ 48,889,580
March	\$ 51,435,740	\$ 17,396,780	\$ 1,188,447	\$ 1,207,529	\$ 71,228,500
FY08 to Date	\$430,511,779	\$184,284,767	\$39,285,942	\$19,339,385	\$673,421,874
FY07 to Date	\$445,565,647	\$153,834,583	\$31,192,911	\$8,720,311	\$639,313,452
Over (Under) Previous Year	(\$15,053,868)	\$30,450,184	\$8,093,031	\$10,619,074	\$34,108,421

Assuming acceptance of all awards by the Board of Regents

Comparison of Grant and Contract Awards by Agency

Fiscal Years 2006-2007 and 2007-2008

Agency	Jul-Mar FY07	Jul-Mar FY08
US Department of Defense (DOD)	\$ 40,373,026	\$ 30,125,982
US Department of Education (DOEd)	\$ 22,074,150	\$ 16,459,371
US Department of Energy (DOE)	\$ 11,052,111	\$ 15,175,749
US Department of Health and Human Services (DHHS)	\$ 294,270,645	\$ 303,752,892
National Science Foundation (NSF)	\$ 71,098,411	\$ 54,350,311
Other Federal	\$ 37,890,215	\$ 49,933,416
Subtotal for Federal :	\$ 476,758,558	\$ 469,797,722
Associations and Non-Profits	\$ 67,301,631	\$ 70,180,843
Foundations	\$ 38,529,807	\$ 51,744,511
Local Government (in Washington)	\$ 4,858,010	\$ 5,485,172
Other Government (not in Washington)	\$ 18,194,955	\$ 20,731,993
Private Industry	\$ 22,249,260	\$ 26,864,564
State of Washington	\$ 11,421,233	\$ 28,617,069
Subtotal for Non-Federal :	\$ 162,554,895	\$ 203,624,152
Grand Total :	\$ 639,313,452	\$ 673,421,874
Amount of Increase (Decrease) :		\$ 34,108,421
Percent of Increase (Decrease) :		5.3 %

Assuming acceptance of all awards by the Board of Regents

Comparison of Grant and Contract Awards by School/College

Fiscal Years 2006-2007 and 2007-2008

School/College	Jul-Mar FY07	Jul-Mar FY08
Upper Campus		
Architecture and Urban Planning	\$ 805,491	\$ 884,190
Arts and Sciences	\$ 62,897,613	\$ 66,718,971
Business Administration	\$ 113,418	\$ 740,458
Computing & Communications	\$ 100,000	
Director of Libraries	\$ 6,965	\$ 116,500
Education	\$ 12,839,790	\$ 2,951,845
Educational Outreach	\$ 386,028	\$ 287,668
Engineering	\$ 55,652,491	\$ 56,313,451
Evans School of Public Affairs	\$ 5,189,657	\$ 2,908,560
Executive Vice President		\$ 208,000
Forest Resources	\$ 4,064,597	\$ 4,576,576
Graduate School	\$ 2,355,258	\$ 1,058,653
Information School	\$ 1,651,802	\$ 5,531,239
Law	\$ 114,750	\$ 384,734
Ocean and Fishery Sciences	\$ 62,341,737	\$ 64,415,339
Office of Research	\$ 19,155,789	\$ 18,019,265
Provost		\$ 200,000
Social Work	\$ 6,946,243	\$ 9,635,700
Undergraduate Education	\$ 1,250,161	\$ 363,372
VP Educational Partnerships	\$ 131,347	\$ 43,745
VP Minority Affairs	\$ 4,801,813	\$ 7,034,709
Subtotal :	\$ 240,804,948	\$ 242,392,974
Health Sciences		
Dentistry	\$ 5,392,220	\$ 6,393,357
Health Sciences Admin	\$ 61,000	
Medical Centers	\$ 1,000	
Medicine	\$ 313,878,807	\$ 325,851,658
Nursing	\$ 9,848,401	\$ 10,776,170
Pharmacy	\$ 6,371,769	\$ 6,362,438
Public Health and Community Medicine	\$ 46,863,059	\$ 51,987,703
Subtotal :	\$ 382,416,255	\$ 401,371,326
Special Programs		
Alcohol and Drug Abuse Institute	\$ 980,035	\$ 3,413,057
CHDD Administration	\$ 8,386,924	\$ 7,571,760
Regional Primate Center	\$ 5,812,170	\$ 16,722,351
Subtotal :	\$ 15,179,129	\$ 27,707,168
Other UW Campuses		
Bothell	\$ 680,323	\$ 1,301,517

School/College		Jul-Mar FY07	Jul-Mar FY08
Other UW Campuses	Tacoma	\$ 232,796	\$ 322,285
	Subtotal :	\$ 913,119	\$ 1,623,802
Not Indicated	Not Indicated		\$ 326,603
	Subtotal :		\$ 326,603
	Grand Total :	\$ 639,313,452	\$ 673,421,874

Assuming acceptance of all awards by the Board of Regents

List of Awards for Arts and Sciences

Fiscal Years 2006-2007 and 2007-2008

Department	Jul-Mar FY07	Jul-Mar FY08
Center for Statistics and the Social Sciences	\$ 809,139	\$ 736,119
Center for Studies in Demography and Ecology	\$ 1,248,780	\$ 1,889,361
Department of Anthropology	\$ 139,029	\$ 249,016
Department of Applied Mathematics	\$ 1,726,247	\$ 477,419
Department of Astronomy	\$ 2,145,052	\$ 4,214,124
Department of Atmospheric Sciences	\$ 5,057,732	\$ 3,212,748
Department of Biology	\$ 8,516,407	\$ 4,982,103
Department of Chemistry	\$ 12,869,390	\$ 17,891,190
Department of Communication	\$ 1,541,100	\$ 1,395,680
Department of Comparative Literature	\$ 21,178	\$0
Department of Earth and Space Sciences	\$ 3,326,383	\$ 4,354,364
Department of Economics	\$ 24,800	\$ 6,575
Department of English	\$ 5,000	\$ 77,573
Department of Geography	\$ 180,909	\$ 336,787
Department of Germanics	\$ 53,000	\$ 98,000
Department of History	\$ 70,694	\$0
Department of Linguistics	\$ 87,119	\$ 255,603
Department of Mathematics	\$ 1,045,925	\$ 2,434,746
Department of Physics	\$ 7,643,197	\$ 8,999,851
Department of Political Science	\$ 558,733	\$ 1,507,855
Department of Psychology	\$ 8,137,053	\$ 7,535,485
Department of Romance Languages	\$ 6,000	\$0
Department of Sociology	\$ 170,649	\$ 10,350
Department of Speech and Hearing Sciences	\$ 950,332	\$ 1,572,028
Department of Statistics	\$ 694,288	\$ 765,171
Department of Women Studies	\$ 23,592	\$ 55,000
Gaining Early Awareness and Readiness for Undergraduate Programs	\$ 750,000	\$ 790,660
Henry M. Jackson School of International Studies	\$ 3,629,331	\$ 1,773,325
Institute for Nuclear Theory	\$ 369,000	\$ 111,000
Language Learning Center	\$ 20,000	\$ 76,000
Law, Societies and Justice Program	\$ 90,017	\$0
Public Performing Arts	\$ 135,565	\$ 150,338
School of Art	\$ 48,000	\$0
School of Drama	\$0	\$ 75,000
School of Music	\$ 300,000	\$ 600,000
Thomas Burke Memorial Washington State Museum	\$ 503,976	\$ 85,495
Total :	\$ 62,897,610	\$ 66,718,970

Summary of Grant Awards**Fiscal Year 2007-2008***Excluding private awards from Foundations, Industry, Associations and Others*

Month	RESEARCH AND OTHER		TRAINING		Total Grants
	Federal	Non-Federal	Federal	Non-Federal	
July	\$ 54,392,780	\$ 1,031,886	\$ 7,034,788	\$ 0	\$ 62,459,460
August	\$ 106,644,800	\$ 2,487,815	\$ 10,875,880	\$ 199,000	\$ 120,207,500
September	\$ 54,737,540	\$ 855,616	\$ 11,410,000	\$ 0	\$ 67,003,160
October	\$ 69,439,460	\$ 3,387,818	\$ 6,360,827	\$ 194,787	\$ 79,382,900
November	\$ 7,672,178	\$ 2,205,321	\$ 319,941	\$ 21,146	\$ 10,218,590
December	\$ 13,839,270	\$ 1,071,375	\$ 385,596	\$ 203,738	\$ 15,499,980
January	\$ 16,138,890	\$ 3,928,468	\$ 624,062	\$ 108,039	\$ 20,799,460
February	\$ 24,350,010	\$ 1,202,499	\$ 1,215,807	\$ 0	\$ 26,768,320
March	\$ 47,558,410	\$ 3,106,175	\$ 1,188,447	\$ 7,500	\$ 51,860,530
Year to Date	\$ 394,773,400	\$ 19,276,970	\$ 39,415,340	\$ 734,210	\$ 454,199,900

Assuming acceptance of all awards by the Board of Regents

Summary of Grant Awards**Fiscal Year 2007-2008***Private awards from Foundations, Industry, Associations and Others*

Month	RESEARCH AND OTHER	TRAINING	Total Grants
July	\$ 5,529,786	\$ 223,067	\$ 5,752,853
August	\$ 12,792,000	\$ 604,407	\$ 13,396,400
September	\$ 16,434,390	\$ 237,863	\$ 16,672,250
October	\$ 25,846,500	\$ 150,020	\$ 25,996,520
November	\$ 6,912,596	\$ 233,710	\$ 7,146,306
December	\$ 9,944,877	\$ 1,380,140	\$ 11,325,020
January	\$ 8,045,577	\$ 700	\$ 8,046,277
February	\$ 10,692,720	\$ 493,319	\$ 11,186,040
March	\$ 8,725,010	\$ 942,268	\$ 9,667,278
Year to Date	\$ 104,923,400	\$ 4,265,494	\$ 109,188,900

Assuming acceptance of all awards by the Board of Regents

Summary of Contract Awards**Fiscal Year 2007-2008**

Month	RESEARCH AND OTHER		TRAINING		Total Contracts
	Federal	Non-Federal	Federal	Non-Federal	
July	\$ 496,481	\$ 8,486,723	\$ 0	\$ 5,370,224	\$ 14,353,430
August	\$ 4,778,947	\$ 5,840,805	\$ 2,977	\$ 238,528	\$ 10,861,260
September	\$ 8,132,220	\$ 7,054,878	\$ 1,273	\$ 1,619,535	\$ 16,807,910
October	\$ 6,481,776	\$ 9,653,934	\$ 50,000	\$ 1,839,108	\$ 18,024,820
November	\$ 3,618,770	\$ 5,471,781	\$ 0	\$ 1,492,369	\$ 10,582,920
December	\$ 2,251,427	\$ 5,516,219	\$ 0	\$ 345,013	\$ 8,112,658
January	\$ 3,105,263	\$ 5,991,835	\$ 288,464	\$ 1,268,565	\$ 10,654,130
February	\$ 3,386,189	\$ 6,112,575	\$ 0	\$ 1,436,463	\$ 10,935,230
March	\$ 3,877,332	\$ 5,565,595	\$ 0	\$ 257,761	\$ 9,700,688
Year to Date	\$ 36,128,410	\$ 59,694,340	\$ 342,714	\$ 13,867,570	\$ 110,033,000

Assuming acceptance of all awards by the Board of Regents

**Report of Grant and Contract Awards
of \$1,000,000 or More**

March 2008

**Requiring action of
The Board of Regents
of the
University of Washington**

**Office of Research
Office of Sponsored Programs**

Detail of Public Grant Awards

Federal

US Department of Energy (DOE)

US Department of Energy (DOE)

To:	Alan Lowell Hoffman, Professor Aeronautics and Astronautics	\$ 1,538,000
For:	Rotating Magnetic Field Generation & Sustainment of FRCs Using TCS/upgrade	
Eff:	8/7/1996	Classified: No
To:	Derek Storm, Director Department of Physics	\$ 3,506,000
For:	Experimental Nuclear Physics	
Eff:	12/1/2007	Classified: No

Total for US Department of Energy (DOE): **\$ 5,044,000**

Total for US Department of Energy (DOE): **\$ 5,044,000**

US Department of Health and Human Services (DHHS)

National Institutes of Health (NIH)

To:	Ann C Collier, Professor Department of Medicine	\$ 1,157,590
For:	University of Washington Clinical HIV Integrated Research Program	
Eff:	12/1/2007	Classified: No
To:	John J. Albers, Research Professor Department of Medicine	\$ 1,918,273
For:	Human Lipoprotein Pathophysiology	
Eff:	3/1/2008	Classified: No
To:	Stanley C Froehner, Professor Department of Physiology and Biophysics	\$ 1,248,156
For:	Molecular and Cellular Therapies for Muscular Dystrophy	
Eff:	4/1/2008	Classified: No
To:	Bruce M. Psaty, Professor Department of Medicine	\$ 1,381,866
For:	WGA Study to identify Genetic Variants Associated with CV Events in CHS	
Eff:	3/1/2008	Classified: No
To:	Raymond J Monnat, Professor Department of Pathology	\$ 1,367,754
For:	Genetic Instability in Werner Syndrome	
Eff:	3/1/2008	Classified: No

Total for National Institutes of Health (NIH): **\$ 7,073,639**

Total for US Department of Health and Human Services (DHHS): **\$ 7,073,639**

Other Federal

National Sea Grant College Program

To:	Penelope Dalton, Director Marine Environmental and Resource Programs / Washington Sea Grant	\$ 2,620,000
For:	Program Plan for Renewal of Sea Grant College Support 2007-2010	
Eff:	2/1/2007	Classified: No

Total for National Sea Grant College Program: **\$ 2,620,000**

Total for Other Federal:	Detail of Public Grant Awards	\$ 2,620,000
Federal	Total for Federal:	\$ 14,737,639
<hr/>		
Other Federal		
<hr/>		
Other Government (not in Washington)		
<hr/>		
Arizona State University		
To:	Babak Amirparviz, Assistant Professor Electrical Engineering	\$ 1,761,329
For:	CEGS: Microscale Life Sciences Center	
Eff:	8/1/2007	Classified: No
Total for Arizona State University:		\$ 1,761,329
Total for Other Government (not in Washington):		\$ 1,761,329
Total Public Grants:		\$ 16,498,968

Detail of Contract Awards

Federal

US Department of Health and Human Services (DHHS)

National Institutes of Health (NIH)

National Heart, Lung, and Blood Institute (NHLBI)

To: Richard A Kronmal, Professor \$ 1,098,365
Department of Biostatistics

For: Multi-Ethnic Study of Atherosclerosis

Eff: 12/21/1998 Classified: No

Total for National Heart, Lung, and Blood Institute (NHLBI): \$ 1,098,365

Total for National Institutes of Health (NIH): \$ 1,098,365

Total for US Department of Health and Human Services (DHHS): \$ 1,098,365

Total for Federal: \$ 1,098,365

Total Contracts: \$ 1,098,365

Grand Total for all Awards \$ 17,597,333