

VII. STANDING COMMITTEES

B. Finance, Audit and Facilities Committee

End of Campaign UW Report

Distributed at Board Meeting on July 17, 2008

NOTES AS OF JUNE 30, 2008

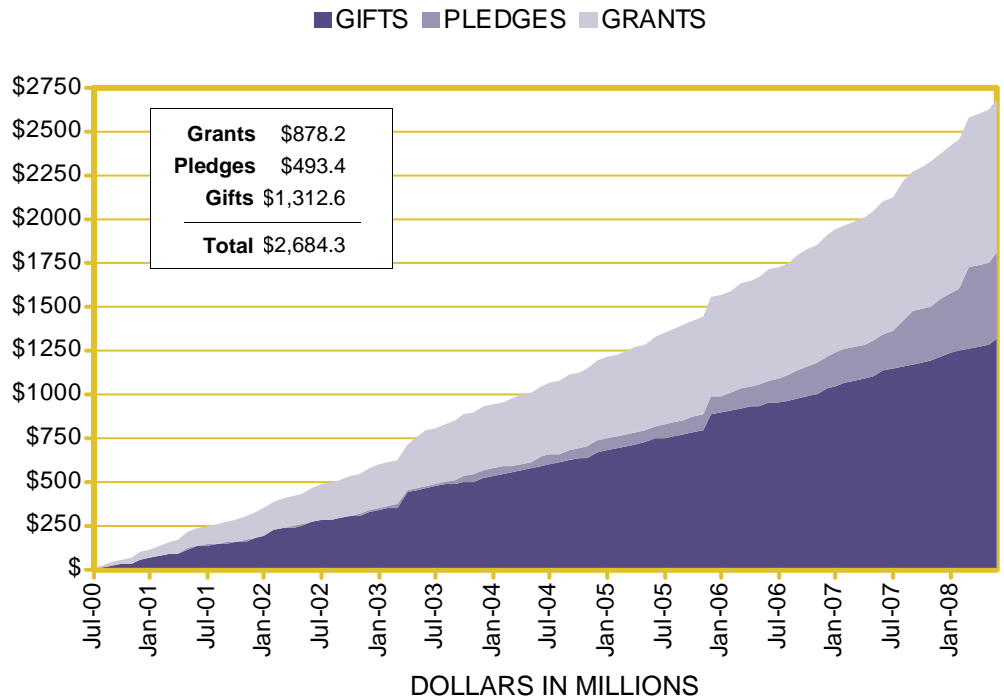
DATA POINTS

\$2,684,260,820 has been raised toward our campaign goal of \$2.5 billion.

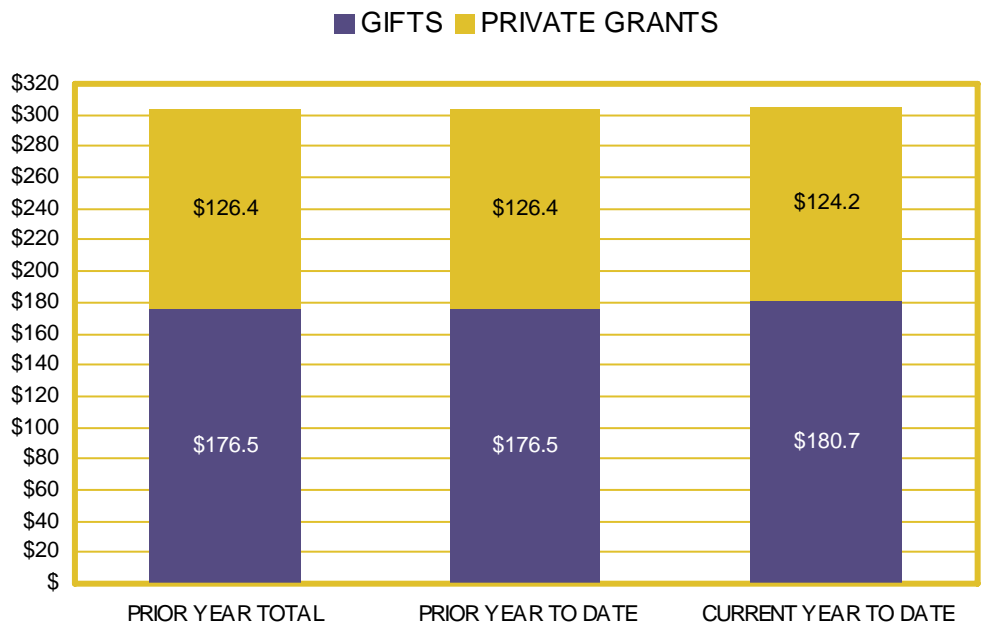
The UW received \$42.4 million in total private voluntary support (\$31.4 million in gifts and \$11.1 in grants) in June.

Areas including Architecture, Arts and Sciences, Broadcast Services, Dentistry, Forest Resources, Information School, Libraries, Ocean and Fisheries, UW Medicine and UW Tacoma are ahead of last year's year-to-date totals.

FUNDRAISING PROGRESS SINCE JULY 1, 2000



CURRENT GIFT AND PRIVATE GRANT TOTALS



JUNE 2008 GIFTS AND IMPACT

Selected gifts representing private support for one of the University of Washington's key fundraising priorities -- student, faculty, program and facility support.

Stanley H. and Alta J. Barer - \$4,000,000 to the School of Law

- This pledge will create the Barer Institute for Law and Global Human Services at the UW School of Law, a multidisciplinary initiative to improve human services around the world, including legal rights and access to basic healthcare. The institute will use binding legal compacts, treaties and foreign aid agreements to coordinate efforts to address social problems.
- An executive director will lead the institute in conjunction with a board featuring members from across the UW campus and broader community. The funding could support a broad range of work, including research, travel, studies and much more.
- Mr. Barer, a UW alumnus and chair of the UW Board of Regents, also served as campaign chair for the School of Law during *Campaign UW: Creating Futures*, the University's eight-year fundraising effort. Mrs. Barer is active in many non-profit organizations, including the Seattle chapter of Achievement Rewards for College Scientists (ARCS), which encourages students to pursue degrees in science, medicine and engineering.

King K. Holmes, M.D., Ph.D. and Dr. Virginia Gonzales- \$10,000 to the School of Public Health and Community Medicine

- The King Holmes and Virginia Gonzales Endowed Fellowship for Global Health Students will assist medical and graduate students participating in the international education, education training and research activities in the Department of Global Health.
- Drs. Gonzales and Holmes are both UW professors. Dr. Gonzales is a lecturer at the Center for Health Education and Research focusing on STD/HIV/AIDS education; Dr. Holmes is chair of the Department of Global Health.
- The Department of Global Health was formally launched in 2007 and is a joint endeavor of the UW School of Medicine and the School of Public Health and Community Medicine. The Department aims to reduce health disparities that disproportionately affect poorer populations of the world, through teaching, research, and service programs.

Puyallup Tribal Office - \$126,000 to UW Tacoma and the School of Law

- \$11,000 of this gift will support UW Tacoma's Oral History and Memory project to fund the collection and archiving of oral histories of the people of the Pacific Northwest. Examples of projects to be funded with the gift include collecting histories of Native American elders, interviewing Cambodian natives about the holocaust they survived, and interviewing South Sound people about the history of long shore workers in the region.
- \$115,000 supports the UW Native American Law Center, dedicated to promoting the development of Indian law and encouraging Native Americans to attend law school. The Center is a resource for Indian tribes, local governments and individuals in the Pacific Northwest, Alaska and across the country.

FINAL





REPORT OF CONTRIBUTIONS

June 2008

CAMPAIGN UW: CREATING FUTURES

Report prepared by: Office of Development and Alumni Relations
Advancement Services, Information Management

7/15/2008 02:08 PM

TABLE OF CONTENTS

Campaign Progress to Date*	1
Campaign Progress by Giving Level*	2
Campaign Progress Pyramid*	3
Campaign Progress by Constituency*	4
Campaign Theme Progress*	5
Development Area Summary - Total Private Voluntary Support	6
Development Area Summary - Gifts and Private Grants	7
Development Area Summary - Gifts	8
Complete Fiscal Year Comparison	9
Year to Date Contribution Totals	10
Development Activity by Donor Type	11
Alumni Participation by Constituency	12

*All Campaign totals represented are from July 1, 2000 through the end of the preceding calendar month. Please note that grant revenue totals in Campaign Reports may contain clinical trials. Fundraising totals from all affiliated non-profit organizations are also included in UW Campaign totals.

The UW Campaign Executive Committee developed the counting policy for Campaign reports, based on Council for Advancement and Support of Education (CASE) campaign counting standards.

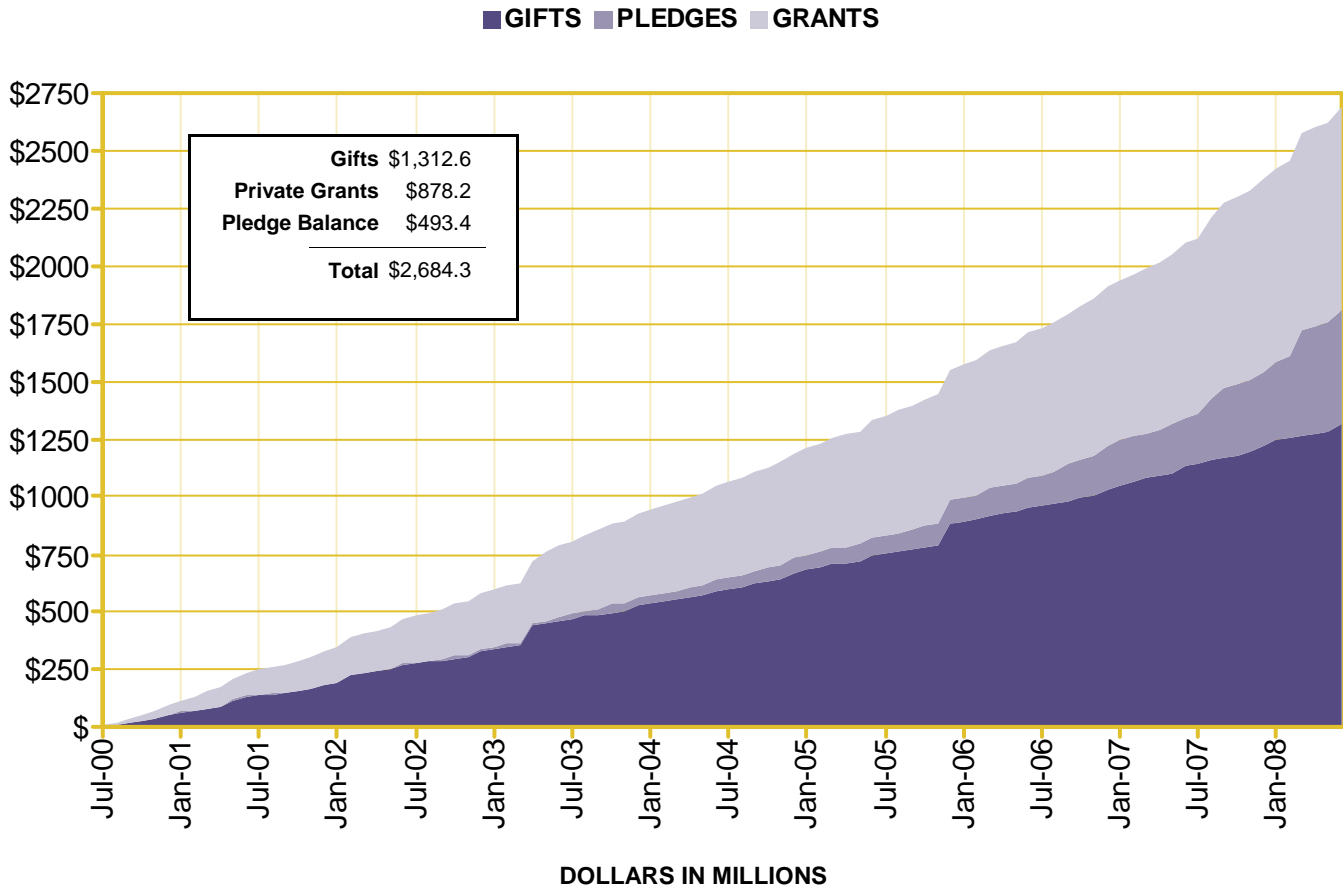
Annual reporting is July 1, 2007 through the end of the preceding calendar month.

Table of Contents

June 2008



CAMPAIGN PROGRESS SINCE JULY 1, 2000



Source: UW Office of Development

Summarizes Total Private Voluntary Support since July 1, 2000. Testamentary Commitments included in Pledge Balance total. All dollar totals in millions.

Job Number: 81637
 June 2008

Fundraising Progress Since July 1, 2000



CAMPAIGN PROGRESS BY GIVING LEVEL

DOLLARS RAISED							
Gifts, Pledges & Grants							
Giving Level *	Alumni	Non Alumni	Family Fndns.	Corporations	Foundations	Other Orgs.	Total
\$100M+	\$0	\$35,220	\$0	\$0	\$419,073,685	\$0	\$419,108,905
\$50M - \$99,999,999	\$0	\$0	\$0	\$0	\$0	\$0	\$0
\$10M - \$49,999,999	\$62,502,926	\$87,619,216	\$74,037,500	\$117,160,823	\$132,902,270	\$76,829,207	\$551,051,942
\$5M - \$9,999,999	\$50,051,679	\$29,735,250	\$0	\$41,486,910	\$76,454,814	\$84,011,160	\$281,739,813
\$1M - \$4,999,999	\$155,618,879	\$82,556,515	\$37,377,164	\$148,189,620	\$109,352,067	\$97,430,594	\$630,524,837
\$100,000 - \$999,999	\$122,388,564	\$87,020,266	\$27,821,511	\$144,248,055	\$72,807,098	\$66,503,752	\$520,789,246
\$25,000 - \$99,999	\$35,052,325	\$26,095,571	\$3,657,933	\$34,858,977	\$9,348,010	\$11,282,214	\$120,295,031
\$10,000 - \$24,999	\$24,440,750	\$17,775,524	\$914,192	\$11,356,005	\$1,873,454	\$2,766,616	\$59,126,542
\$5,000 - \$9,999	\$15,149,812	\$11,301,525	\$263,568	\$5,428,022	\$642,951	\$840,575	\$33,626,454
\$2,000 - \$4,999	\$11,558,231	\$9,425,515	\$71,243	\$3,684,208	\$293,407	\$569,926	\$25,602,531
\$1,000 - \$1,999	\$7,401,675	\$6,191,360	\$19,240	\$1,554,721	\$87,656	\$261,437	\$15,516,089
\$500 - \$999	\$5,860,711	\$4,265,633	\$5,960	\$777,903	\$36,214	\$106,621	\$11,053,042
\$250 - \$499	\$4,147,814	\$2,499,904	\$2,000	\$340,479	\$10,447	\$46,462	\$7,047,106
\$100 - \$249	\$2,938,910	\$2,413,297	\$2,540	\$314,348	\$7,851	\$35,883	\$5,712,829
\$1 - \$99	\$1,566,561	\$1,402,958	\$239	\$83,391	\$1,106	\$12,198	\$3,066,454
Total	\$498,678,839	\$368,337,755	\$144,173,090	\$509,483,463	\$822,891,029	\$340,696,644	\$2,684,260,820
DONOR COUNTS							
Giving Level	Alumni	Non Alumni	Family Fndns.	Corporations	Foundations	Other Orgs.	Total
\$100M+	0	2	0	0	1	0	3
\$50M - \$99,999,999	0	0	0	0	0	0	0
\$10M - \$49,999,999	13	11	4	8	7	4	47
\$5M - \$9,999,999	14	12	0	7	12	11	56
\$1M - \$4,999,999	131	119	18	74	51	48	441
\$100,000 - \$999,999	706	786	82	532	215	221	2,542
\$25,000 - \$99,999	1,397	1,405	79	764	192	223	4,060
\$10,000 - \$24,999	2,890	2,817	63	866	126	189	6,951
\$5,000 - \$9,999	3,776	3,738	47	919	106	137	8,723
\$2,000 - \$4,999	6,289	7,072	26	1,418	100	207	15,112
\$1,000 - \$1,999	8,507	9,901	18	1,404	73	226	20,129
\$500 - \$999	11,988	13,796	13	1,422	61	183	27,463
\$250 - \$499	15,865	16,611	7	1,188	34	156	33,861
\$100 - \$249	24,706	35,981	18	2,493	55	278	63,531
\$1 - \$99	46,436	61,510	6	2,187	26	352	110,517
Total	122,718	153,761	381	13,282	1,059	2,235	293,436


Source: UW Office of Development & Alumni Relations

This report shows the count of distinct donors and campaign total by giving level and donor type since July 1, 2000.

**"Giving Level" is determined by summing all gift record types (including grants)



CAMPAIGN PROGRESS BY PYRAMID, SINCE JULY 1, 2000



293,436 Donor Count

Campaign Total: \$2,684,260,820

*Campaign Working Goal: \$2,500,000,000

Percent Complete: 107.4%

Source: UW Office of Development

The counts of distinct donors and fundraising totals by giving level are shown.

*Unit campaign goals are still being finalized.

Pyramid Levels are determined by summing all gift record types (including grants)



CAMPAIGN PROGRESS BY CONSTITUENCY

	GIFTS	Irrevocable Deferred Gifts		PLEDGES	Testamentary Commitments		GRANTS	Campaign - Private Voluntary Support		
		Donor Value	Discount Value		Donor Value	Discount Value		TOTAL	Working Goal	% of Goal
UW Medicine	\$354,827,386	\$12,020,879	\$7,272,306	\$173,994,401	\$34,999,360	\$12,644,201	\$466,954,134	\$1,042,796,160	\$1,000,000,000	104.3%
Architecture	\$9,839,138	\$2,744,117	\$1,500,980	\$1,287,141	\$7,550,000	\$2,952,802	\$4,239,737	\$25,660,133	\$19,000,000	135.1%
Arts and Sciences	\$141,768,566	\$6,955,983	\$4,911,394	\$8,564,316	\$41,024,666	\$25,813,246	\$85,431,106	\$283,744,637	\$240,000,000	118.2%
Broadcast Services	\$64,327,112	\$0	\$0	\$13,690	\$0	\$0	\$0	\$64,340,801	N/A	N/A
Business School	\$81,454,070	\$3,035,524	\$1,623,140	\$85,098,051	\$10,145,271	\$6,312,527	\$384,322	\$180,117,238	\$135,000,000	133.4%
Dentistry	\$11,458,000	\$246,992	\$191,357	\$4,941,648	\$960,000	\$527,705	\$4,505,888	\$22,112,528	\$15,000,000	147.4%
Education	\$12,552,150	\$48,552	\$45,881	\$2,226,444	\$4,050,000	\$2,015,446	\$15,663,422	\$34,540,568	\$23,000,000	150.2%
Engineering	\$155,503,500	\$2,837,209	\$2,010,611	\$7,807,736	\$14,321,891	\$6,121,952	\$87,094,643	\$267,564,979	\$250,000,000	107.0%
Evans Schl. of Pub. Affairs	\$13,653,338	\$81,135	\$114,706	\$944,659	\$500,000	\$265,793	\$42,423,323	\$57,602,455	\$40,000,000	144.0%
Forest Resources	\$11,592,088	\$646,572	\$562,957	\$220,681	\$2,915,000	\$1,609,906	\$4,763,944	\$20,138,283	\$17,700,000	113.8%
Friday Harbor Labs	\$6,615,175	\$307,268	\$149,278	\$130,577	\$5,505,000	\$3,093,404	\$862,743	\$13,420,763	\$12,000,000	111.8%
Information School	\$3,638,479	\$25,000	\$25,070	\$237,822	\$100,000	\$64,666	\$4,917,138	\$8,918,440	\$5,000,000	178.4%
Intercollegiate Athletics	\$132,153,480	\$885,288	\$614,238	\$6,632,654	\$1,580,000	\$1,011,286	\$0	\$141,251,422	\$110,000,000	128.4%
Law	\$64,244,877	\$71,186	\$46,904	\$4,863,006	\$674,988	\$417,533	\$1,237,822	\$71,091,879	\$70,000,000	101.6%
Libraries	\$8,178,395	\$442,146	\$381,541	\$274,798	\$1,951,334	\$857,698	\$475,708	\$11,322,380	\$9,000,000	125.8%
Nursing	\$12,973,102	\$3,275,000	\$2,534,893	\$840,241	\$7,512,799	\$4,485,449	\$9,747,534	\$34,348,676	\$24,000,000	143.1%
Ocean and Fisheries	\$16,993,966	\$5,823,186	\$2,742,236	\$176,719	\$0	\$0	\$36,589,238	\$59,583,109	\$34,000,000	175.2%
Pharmacy	\$11,929,907	\$0	\$0	\$703,758	\$1,044,000	\$336,278	\$7,197,113	\$20,874,778	\$10,260,000	203.5%
President's Funds	\$9,443,788	\$788,472	\$690,676	\$523,283	\$11,230,000	\$4,709,801	\$0	\$21,985,543	N/A	N/A
Public Health	\$14,664,903	\$50,259	\$39,563	\$9,244,830	\$25,000	\$10,842	\$78,925,309	\$102,910,301	\$90,000,000	114.3%
Scholar. & Student Progs.	\$48,357,297	\$1,896,761	\$865,957	\$3,508,658	\$6,733,333	\$3,519,365	\$1,964,332	\$62,460,382	\$40,000,000	156.2%
Social Work	\$7,559,985	\$290,566	\$183,270	\$5,112,230	\$0	\$0	\$7,339,868	\$20,302,649	\$10,000,000	203.0%
University Press	\$4,189,914	\$108,239	\$93,710	\$15,330	\$0	\$0	\$0	\$4,313,483	\$3,000,000	143.8%
University Support	\$39,693,939	\$2,130,448	\$1,123,146	\$3,849,199	\$5,150,600	\$2,882,669	\$16,695,007	\$67,519,194	N/A	N/A
UW Bothell	\$2,883,655	\$0	\$0	\$111,702	\$0	\$0	\$750,500	\$3,745,857	\$3,500,000	107.0%
UW Tacoma	\$27,220,186	\$195,000	\$181,257	\$10,631,541	\$3,467,200	\$1,843,932	\$80,257	\$41,594,184	\$35,000,000	118.8%
All UW Total	\$1,267,716,396	\$44,905,780	\$27,905,071	\$331,955,114	\$161,440,442	\$81,496,501	\$878,243,088	\$2,684,260,820	\$2,500,000,000	107.4%

Source: UW Office of Development

Fundraising progress toward campaign working goals by constituency area (school/college/program). Campaign total is the sum of gifts, grants, active pledges and donor values of irrevocable deferred gifts and testamentary commitments. "N/A" is not applicable. 1 - "Pledges" are those in active status only. 2 - "Grants" are private grants only. 3 - Unit campaign working goals are still being finalized.

Job Number: 81637
June 2008

Campaign Progress by Constituency - Since July 2000



CAMPAIGN FUNDING THEME PROGRESS - JULY 2000 - PRESENT

THEME	CURRENT USE	ENDOWMENT	TOTAL
Student Support	\$112,084,621	\$243,778,623	\$355,863,244
Faculty Support	\$65,689,408	\$205,602,213	\$271,291,621
Program Support for Faculty and Students	\$1,350,340,221	\$145,319,089	\$1,495,659,311
Capital	\$312,614,051	\$1,778,369	\$314,392,420
Unrestricted	\$221,993,660	\$25,060,565	\$247,054,225
Total	\$2,062,721,961	\$621,538,860	\$2,684,260,820
Goal	\$2,000,000,000	\$500,000,000	\$2,500,000,000
% to Goal	103.1%	124.3%	107.4%

Source: UW Office of Development

This report shows contribution totals by campaign theme/priority since July 1, 2000.

Job Number: 81637

June 2008

Campaign Theme Progress



DEVELOPMENT SUMMARY - TOTAL PRIVATE VOLUNTARY SUPPORT

AREA	YEAR TO DATE DONOR VALUES		
	GIFTS	PRIVATE GRANTS	TOTAL
UW Seattle			
UW Medicine	\$48,762,534	\$79,321,869	\$128,084,403
Architecture	\$2,304,248	\$248,433	\$2,552,681
Arts and Sciences	\$26,418,196	\$9,741,069	\$36,159,265
Broadcast Services	\$12,124,630		\$12,124,630
Business School	\$13,199,767	\$15,987	\$13,215,754
Dentistry	\$3,238,874	\$240,556	\$3,479,430
Education	\$1,421,858	\$1,356,448	\$2,778,306
Engineering	\$17,382,089	\$5,444,512	\$22,826,602
Evans Schl. of Pub. Affairs	\$1,669,085	\$1,681,866	\$3,350,951
Forest Resources	\$1,695,193	\$857,225	\$2,552,418
Graduate School	\$1,139,883	\$69,558	\$1,209,441
Information School	\$472,709	\$3,420,680	\$3,893,389
Intercollegiate Athletics	\$20,268,275		\$20,268,275
Law	\$2,803,742	\$61,600	\$2,865,342
Libraries	\$1,599,016		\$1,599,016
Nursing	\$2,012,171	\$1,143,549	\$3,155,720
Ocean and Fisheries	\$2,684,217	\$9,626,082	\$12,310,300
Pharmacy	\$1,916,840	\$1,121,324	\$3,038,164
President's Funds	\$961,234		\$961,234
Public Health	\$538,650	\$9,235,537	\$9,774,187
Scholar. & Student Progs.	\$6,975,190	\$100,000	\$7,075,190
Social Work	\$1,320,860	\$312,850	\$1,633,710
UW Alumni Association	\$1,146,911		\$1,146,911
University Press	\$414,093		\$414,093
University Support	\$3,542,469	\$225,067	\$3,767,536
UW Bothell	\$302,576		\$302,576
UW Tacoma	\$4,420,118		\$4,420,118
All UW Total	\$180,735,444	\$124,224,214	\$304,959,657

Source: UW Office of Development

Contribution totals for the major Development areas of the University are shown.

Job Number: 81637

June 2008

Development Area Summary - Total Private Voluntary Support



DEVELOPMENT SUMMARY - GIFTS AND PRIVATE GRANTS

AREA	CURRENT MONTH		YEAR TO DATE		PRIOR YEAR TO DATE		PRIOR FISCAL YEAR	
	Donors	Value	Donors	Value	Donors	Value	Donors	Value
UW Seattle								
UW Medicine	2,400	\$12,494,370	18,602	\$128,084,403	18,369	\$106,235,847	18,369	\$106,235,847
Architecture	258	\$788,895	1,467	\$2,552,681	1,511	\$1,285,219	1,511	\$1,285,219
Arts and Sciences	1,497	\$6,397,019	15,040	\$36,159,265	17,118	\$34,367,909	17,118	\$34,367,909
Broadcast Services	6,217	\$4,494,716	21,710	\$12,124,630	4,560	\$10,835,348	4,560	\$10,835,348
Business School	400	\$1,381,767	4,667	\$13,215,754	4,542	\$16,631,593	4,542	\$16,631,593
Dentistry	159	\$107,388	1,340	\$3,479,430	1,410	\$1,721,826	1,410	\$1,721,826
Education	124	\$197,942	1,637	\$2,778,306	1,869	\$4,112,575	1,869	\$4,112,575
Engineering	396	\$4,049,629	4,653	\$22,826,602	4,586	\$26,027,370	4,586	\$26,027,370
Evans Schl. of Pub. Affairs	97	\$290,599	493	\$3,350,951	522	\$7,146,491	522	\$7,146,491
Forest Resources	135	\$271,625	1,151	\$2,552,418	1,208	\$1,929,058	1,208	\$1,929,058
Graduate School	38	\$52,111	551	\$1,209,441	415	\$2,481,332	415	\$2,481,332
Information School	67	\$613,311	639	\$3,893,389	651	\$686,093	651	\$686,093
Intercollegiate Athletics	20,892	\$4,343,655	25,073	\$20,268,275	24,151	\$21,911,161	24,151	\$21,911,161
Law	213	\$677,279	2,166	\$2,865,342	2,019	\$2,960,515	2,019	\$2,960,515
Libraries	169	\$85,135	4,714	\$1,599,016	4,428	\$1,143,601	4,428	\$1,143,601
Nursing	113	\$47,232	1,775	\$3,155,720	1,849	\$6,185,723	1,849	\$6,185,723
Ocean and Fisheries	100	\$2,249,805	829	\$12,310,300	790	\$7,085,809	790	\$7,085,809
Pharmacy	99	\$134,501	1,127	\$3,038,164	1,153	\$3,527,989	1,153	\$3,527,989
President's Funds	173	\$330,584	2,240	\$961,234	2,096	\$726,232	2,096	\$726,232
Public Health	119	\$422,574	732	\$9,774,187	788	\$11,799,217	788	\$11,799,217
Scholar. & Student Progs.	788	\$590,767	6,407	\$7,075,190	3,881	\$13,158,596	3,881	\$13,158,596
Social Work	77	\$219,631	895	\$1,633,710	980	\$5,996,397	980	\$5,996,397
UW Alumni Association	3,197	\$180,153	21,851	\$1,146,911	24,884	\$1,216,529	24,884	\$1,216,529
University Press	15	\$11,470	293	\$414,093	311	\$1,822,053	311	\$1,822,053
University Support	253	\$109,273	2,434	\$3,767,536	2,365	\$7,142,087	2,365	\$7,142,087
UW Bothell	119	\$27,601	795	\$302,576	647	\$406,048	647	\$406,048
UW Tacoma	322	\$1,861,516	967	\$4,420,118	810	\$4,346,953	810	\$4,346,953
All UW Unique Total	36,887	\$42,430,559	121,447	\$304,959,657	105,353	\$302,889,584	105,353	\$302,889,584

Source: UW Office of Development

The number of donors and contribution totals for the major Development areas of the University are shown. Dollar values are based on donor values.

Job Number: 81637

June 2008

Development Area Summary - Gifts and Private Grants



DEVELOPMENT SUMMARY - GIFTS

AREA	CURRENT MONTH		YEAR TO DATE		PRIOR YEAR TO DATE		PRIOR FISCAL YEAR	
	Donors	Value	Donors	Value	Donors	Value	Donors	Value
UW Seattle								
UW Medicine	2,348	\$7,471,392	18,362	\$48,762,534	18,109	\$35,839,896	18,109	\$35,839,896
Architecture	257	\$758,895	1,463	\$2,304,248	1,504	\$1,015,838	1,504	\$1,015,838
Arts and Sciences	1,486	\$4,869,291	14,977	\$26,418,196	17,051	\$22,448,302	17,051	\$22,448,302
Broadcast Services	6,217	\$4,494,716	21,710	\$12,124,630	4,560	\$10,835,348	4,560	\$10,835,348
Business School	400	\$1,381,767	4,666	\$13,199,767	4,541	\$16,603,246	4,541	\$16,603,246
Dentistry	158	\$69,888	1,334	\$3,238,874	1,400	\$1,302,793	1,400	\$1,302,793
Education	123	\$31,035	1,629	\$1,421,858	1,859	\$1,560,076	1,859	\$1,560,076
Engineering	393	\$2,881,175	4,621	\$17,382,089	4,531	\$15,097,858	4,531	\$15,097,858
Evans Schl. of Pub. Affairs	96	\$36,214	483	\$1,669,085	503	\$2,577,597	503	\$2,577,597
Forest Resources	133	\$212,735	1,135	\$1,695,193	1,191	\$1,416,624	1,191	\$1,416,624
Graduate School	38	\$52,111	548	\$1,139,883	410	\$1,665,861	410	\$1,665,861
Information School	66	\$20,631	637	\$472,709	648	\$436,870	648	\$436,870
Intercollegiate Athletics	20,892	\$4,343,655	25,073	\$20,268,275	24,151	\$21,911,161	24,151	\$21,911,161
Law	213	\$677,279	2,164	\$2,803,742	2,015	\$2,773,835	2,015	\$2,773,835
Libraries	169	\$85,135	4,714	\$1,599,016	4,428	\$1,143,601	4,428	\$1,143,601
Nursing	113	\$47,232	1,766	\$2,012,171	1,842	\$5,457,618	1,842	\$5,457,618
Ocean and Fisheries	97	\$352,359	806	\$2,684,217	763	\$2,515,555	763	\$2,515,555
Pharmacy	99	\$134,501	1,120	\$1,916,840	1,144	\$1,707,704	1,144	\$1,707,704
President's Funds	173	\$330,584	2,240	\$961,234	2,096	\$726,232	2,096	\$726,232
Public Health	115	\$157,060	698	\$538,650	749	\$669,251	749	\$669,251
Scholar. & Student Progs.	788	\$590,767	6,405	\$6,975,190	3,881	\$12,158,596	3,881	\$12,158,596
Social Work	76	\$184,641	888	\$1,320,860	970	\$4,249,650	970	\$4,249,650
UW Alumni Association	3,197	\$180,153	21,851	\$1,146,911	24,884	\$1,216,529	24,884	\$1,216,529
University Press	15	\$11,470	293	\$414,093	311	\$1,822,053	311	\$1,822,053
University Support	252	\$97,122	2,432	\$3,542,469	2,358	\$4,590,672	2,358	\$4,590,672
UW Bothell	119	\$27,601	795	\$302,576	647	\$406,048	647	\$406,048
UW Tacoma	322	\$1,861,516	967	\$4,420,118	808	\$4,341,386	808	\$4,341,386
All UW Unique Total	36,816	\$31,360,936	121,075	\$180,735,444	104,934	\$176,490,215	104,934	\$176,490,215

Source: UW Office of Development

The number of donors and contribution totals (gifts only) for the major Development areas of the University are shown. Dollar values are based on donor values.

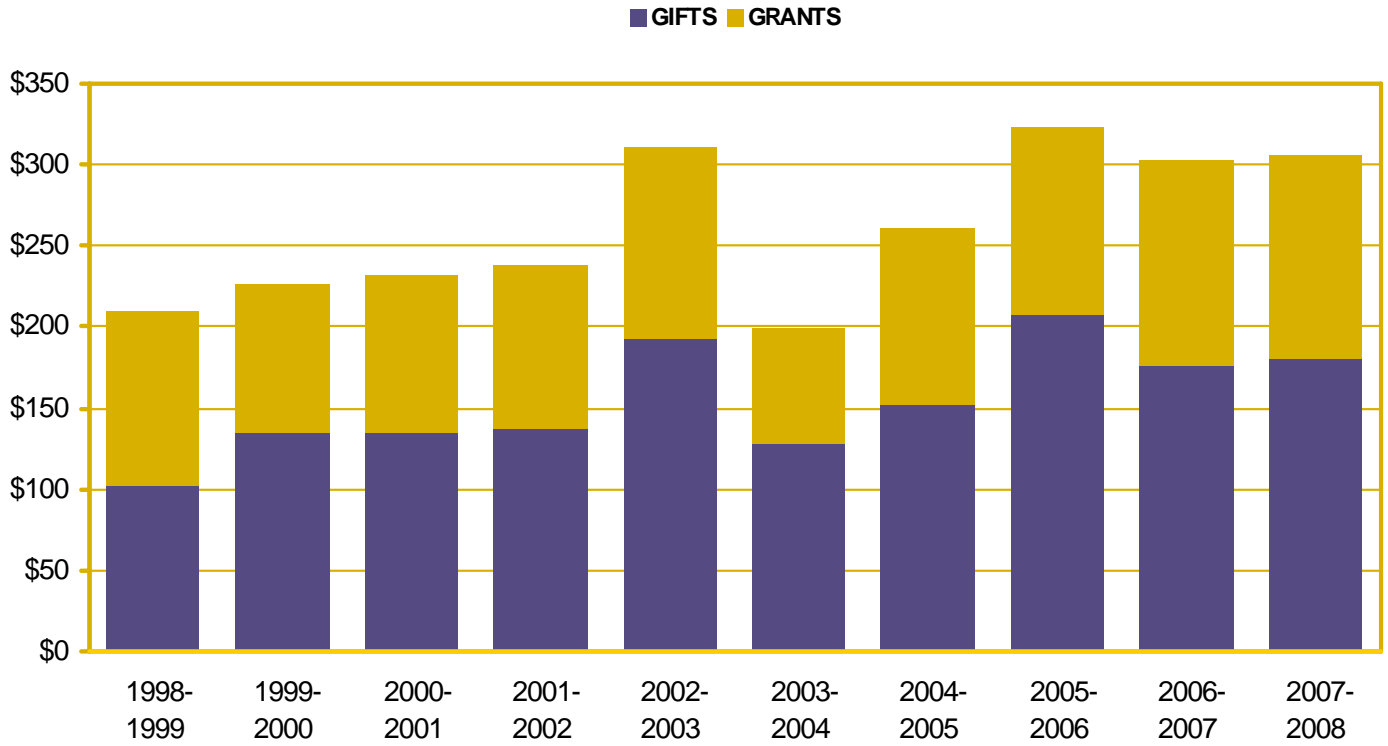
Job Number: 81637

June 2008

Development Area Summary - Gifts



COMPLETE FISCAL YEAR COMPARISON OF TOTAL CONTRIBUTIONS RECEIVED



DOLLARS IN MILLIONS

FISCAL YEAR	GIFTS	GRANTS	TOTAL CONTRIBUTIONS
2007- 2008	\$180,735,444	\$124,224,214	\$304,959,657
2006- 2007	\$176,490,215	\$126,399,369	\$302,889,584
2005- 2006	\$207,744,231	\$115,261,186	\$323,005,417
2004- 2005	\$151,969,925	\$108,802,371	\$260,772,296
2003- 2004	\$128,174,367	\$71,603,323	\$199,777,690
2002- 2003	\$192,573,183	\$118,677,722	\$311,250,905
2001- 2002	\$137,959,340	\$100,820,547	\$238,779,887
2000- 2001	\$134,805,190	\$97,112,979	\$231,918,169
1999- 2000	\$134,037,997	\$91,536,165	\$225,574,162
1998- 1999	\$102,925,077	\$107,619,586	\$210,544,663

Source: UW Office of Development

This graph compares the current fiscal year's contribution totals to each of the previous nine fiscal year's contribution totals.

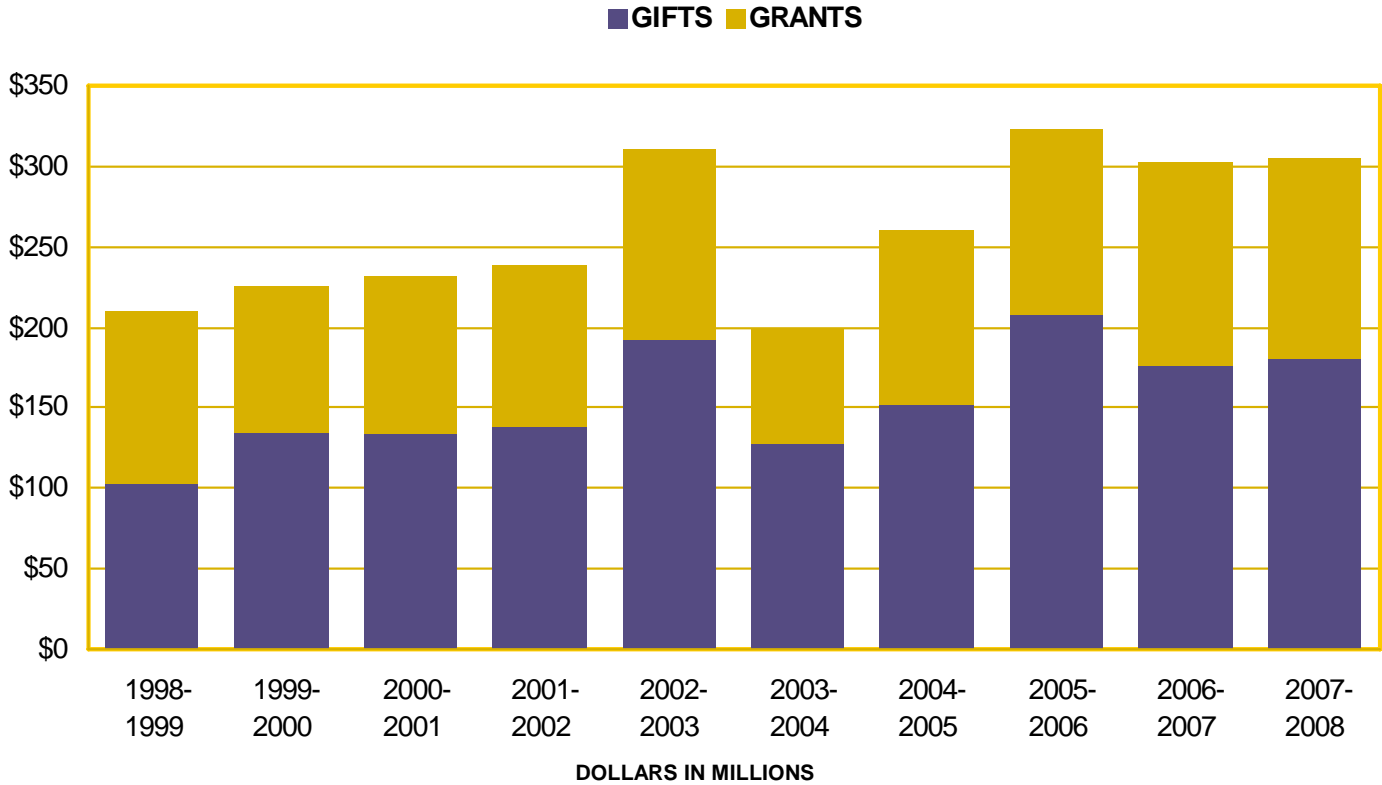
Job Number: 81637

June 2008

Fiscal Year Totals Graph



YEAR TO DATE CONTRIBUTION TOTALS



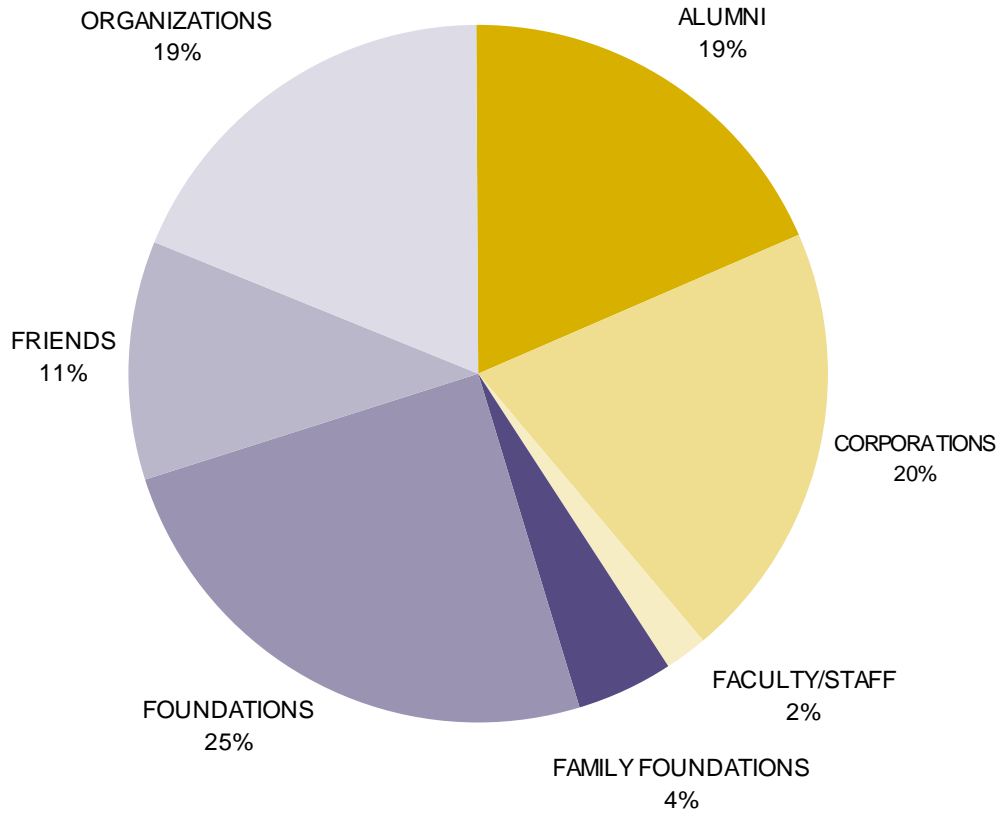
FISCAL YEAR	GIFTS	GRANTS	TOTAL CONTRIBUTIONS
2007- 2008	\$180,735,444	\$124,224,214	\$304,959,657
2006- 2007	\$176,490,215	\$126,399,369	\$302,889,584
2005- 2006	\$207,744,231	\$115,261,186	\$323,005,417
2004- 2005	\$151,969,925	\$108,802,371	\$260,772,296
2003- 2004	\$128,174,367	\$71,603,323	\$199,777,690
2002- 2003	\$192,573,183	\$118,677,722	\$311,250,905
2001- 2002	\$137,959,340	\$100,820,547	\$238,779,887
2000- 2001	\$134,805,190	\$97,112,979	\$231,918,169
1999- 2000	\$134,037,997	\$91,536,165	\$225,574,162
1998- 1999	\$102,925,077	\$107,619,586	\$210,544,663

Source: UW Office of Development

This graph compares the current fiscal year's contribution totals to each of the previous nine fiscal year's contribution totals.



DEVELOPMENT ACTIVITY BY DONOR TYPE IN CURRENT FISCAL YEAR



DONOR TYPE	YEAR TO DATE		PRIOR YEAR TO DATE		PRIOR FISCAL YEAR	
	Donors	Value	Donors	Value	Donors	Value
Alumni	55,089	\$57,153,097	54,753	\$60,282,263	54,753	\$60,282,263
Corporations	3,255	\$61,590,177	3,222	\$59,587,495	3,222	\$59,587,495
Faculty/Staff	3,867	\$5,592,232	3,711	\$3,848,794	3,711	\$3,848,794
Family Foundations	172	\$13,349,493	160	\$33,777,254	160	\$33,777,254
Foundations	431	\$75,371,489	405	\$45,676,525	405	\$45,676,525
Friends	58,047	\$34,617,683	42,526	\$40,107,637	42,526	\$40,107,637
Organizations	586	\$57,285,487	576	\$59,609,617	576	\$59,609,617

Source: UW Office of Development

This graph shows the sources of contributions for the current year to date. Dollar values are based on donor value.

Job Number: 81637
 June 2008

Development Activity by Donor Type in Current Fiscal Year Chart



ALUMNI PARTICIPATION BY CONSTITUENCY

AREA	CURRENT FISCAL YEAR TO DATE			PREVIOUS FISCAL YEAR TO DATE			
	Solicitible	Donors	Partic. Rate	Solicitible	Donors	Partic. Rate	Final %
UW Seattle							
UW Medicine	18,010	3,822	21.2%	16,867	3,706	22.0%	22.0%
Architecture	7,965	1,563	19.6%	7,709	1,503	19.5%	19.5%
Arts and Sciences	141,595	23,047	16.3%	138,301	22,909	16.6%	16.6%
Business School	37,430	8,231	22.0%	36,594	8,317	22.7%	22.7%
Dentistry	4,579	1,215	26.5%	4,525	1,246	27.5%	27.5%
Education	18,902	3,870	20.5%	19,116	3,863	20.2%	20.2%
Engineering	32,393	5,569	17.2%	31,945	5,528	17.3%	17.3%
Evans School of Public Affairs	2,329	619	26.6%	2,119	531	25.1%	25.1%
Forest Resources	4,603	801	17.4%	4,603	826	17.9%	17.9%
Interdisc. Grad. Programs	1,622	293	18.1%	1,463	264	18.0%	18.0%
Interdisc. Undergrad. Programs	225	22	9.8%	170	42	24.7%	24.7%
Interschool Programs	453	70	15.5%	353	63	17.8%	17.8%
Information School	4,370	1,004	23.0%	4,202	942	22.4%	22.4%
Law	7,780	1,942	25.0%	7,593	1,884	24.8%	24.8%
School of Nursing	8,598	1,980	23.0%	8,469	2,073	24.5%	24.5%
Ocean & Fisheries	3,911	788	20.1%	3,866	715	18.5%	18.5%
Pharmacy	3,426	997	29.1%	3,364	1,018	30.3%	30.3%
Public Health	4,318	793	18.4%	4,104	829	20.2%	20.2%
Social Work	6,404	1,105	17.3%	6,232	1,109	17.8%	17.8%
UW Bothell	6,084	873	14.3%	5,245	794	15.1%	15.1%
UW Tacoma	7,003	927	13.2%	5,850	844	14.4%	14.4%
Unspecified	10,866	2,433	22.4%	11,278	2,572	22.8%	22.8%
All UW Total	305,971	55,089	18.0%	297,648	54,753	18.4%	18.4%

Source: UW Office of Development

Job Number: 81637
June 2008

Alumni Participation

