

VII. STANDING COMMITTEES

B. Finance, Audit and Facilities Committee

UW

**Report of
Contributions**

University of Washington
University of Washington Foundation

May, 2008

NOTES AS OF MAY 31, 2008

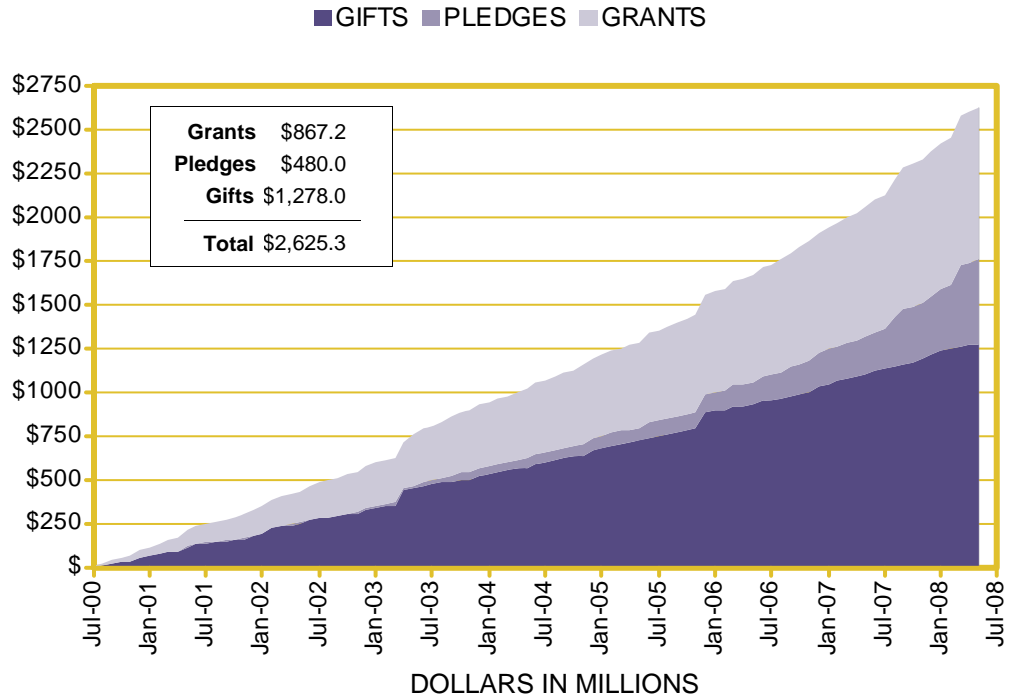
DATA POINTS

\$2,625,259,984 has been raised toward our campaign goal of \$2.5 billion.

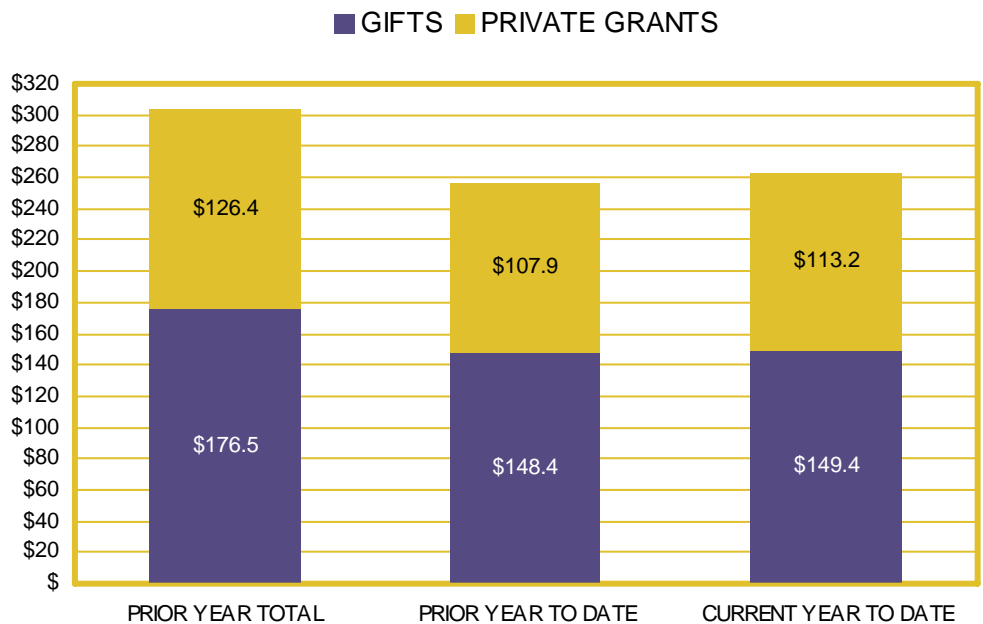
The UW received \$10.3 million in total private voluntary support (\$6.4 million in gifts and \$3.9 in grants) in May.

Areas including Architecture, Business School, Dentistry, Forest Resources, Information School, Libraries, Ocean and Fisheries, Pharmacy, UW Medicine and UW Tacoma are ahead of last year's year-to-date totals.

FUNDRAISING PROGRESS SINCE JULY 1, 2000



CURRENT GIFT AND PRIVATE GRANT TOTALS



MAY 2008 GIFTS AND IMPACT

Selected gifts representing private support for one of the University of Washington's key fundraising priorities -- student, faculty, program and facility support.

Andrew H. Eker and Mary K. Hughes - \$20,573 to the College of Architecture and Urban Planning

- The Andrew Eker scholarship will benefit students studying construction management in the College of Architecture and Urban Planning. Mr. Eker and Ms. Hughes have pledged \$100,000 to create the scholarship, which will generate annual support in perpetuity for academically qualified students with demonstrated financial need.
- Under the Students First Matching Initiative, this endowment will receive \$50,000 in matching funds from the University once it has been fully funded.
- Mr. Eker and Ms. Hughes have created the UW's first need-based scholarship benefiting the department of construction management. The department prepares students for careers in the construction industry, conducts research and provides community service.

Judith M. and T. Clyde Pitcher - \$35,000 to Scholarships and Student Programs

- Mr. and Mrs. Pitcher have pledged \$100,000 to create the Clyde and Judy Pitcher Scholarship to help financially needy students in the Foster School of Business and the College of Education.
- The Pitchers are both UW graduates (he received his degree in Business Administration, she graduated with a bachelor's degree in education). Mr. Pitcher owned his own business until his retirement; Mrs. Pitcher has been a teacher and believes that supporting teachers is critical to the success of future generations.
- Under the Students First Matching Initiative, this endowment will receive \$50,000 in matching funds from the University. Once fully funded, the distributions will be evenly split between the Foster School of Business and the College of Education.

Wissner-Slivka Foundation - \$100,000 to the College of Arts and Sciences

- This gift will help to bring a state of the art children's brain imaging machine to the University's Institute of Learning and Brain Sciences (I-LABS), helping to advance the institute's goal of becoming the world's foremost research generator on early learning and development.
- Benjamin Slivka and Lisa Wissner-Slivka created the Wissner-Slivka Foundation in 1997, focused primarily on supporting education. Mr. Slivka is Chairman and Co-Founder of DreamBox Learning, which develops educational software. Mrs. Wissner-Slivka works with many community organizations in the Seattle area, including Social Venture Partners, Bellevue Schools Foundation and Seattle Children's Theatre.
- Generous private support from donors including the Wissner-Slivka Foundation was key to securing a recent \$4 million grant from the Life Sciences Discovery Fund for the purchase of the magnetoencephalography (MEG) machine. I-LABS is an interdisciplinary center dedicated to discovering the fundamental principles of human learning, enabling children to achieve their full potential.





REPORT OF CONTRIBUTIONS

May 2008

CAMPAIGN UW: CREATING FUTURES

Report prepared by: Office of Development and Alumni Relations
Advancement Services, Information Management

6/5/2008 01:25 PM

TABLE OF CONTENTS

Campaign Progress to Date*	1
Campaign Progress by Giving Level*	2
Campaign Progress Pyramid*	3
Campaign Progress by Constituency*	4
Campaign Theme Progress*	5
Development Area Summary - Total Private Voluntary Support	6
Development Area Summary - Gifts and Private Grants	7
Development Area Summary - Gifts	8
Complete Fiscal Year Comparison	9
Year to Date Contribution Totals	10
Development Activity by Donor Type	11
Alumni Participation by Constituency	12

*All Campaign totals represented are from July 1, 2000 through the end of the preceding calendar month. Please note that grant revenue totals in Campaign Reports may contain clinical trials. Fundraising totals from all affiliated non-profit organizations are also included in UW Campaign totals.

The UW Campaign Executive Committee developed the counting policy for Campaign reports, based on Council for Advancement and Support of Education (CASE) campaign counting standards.

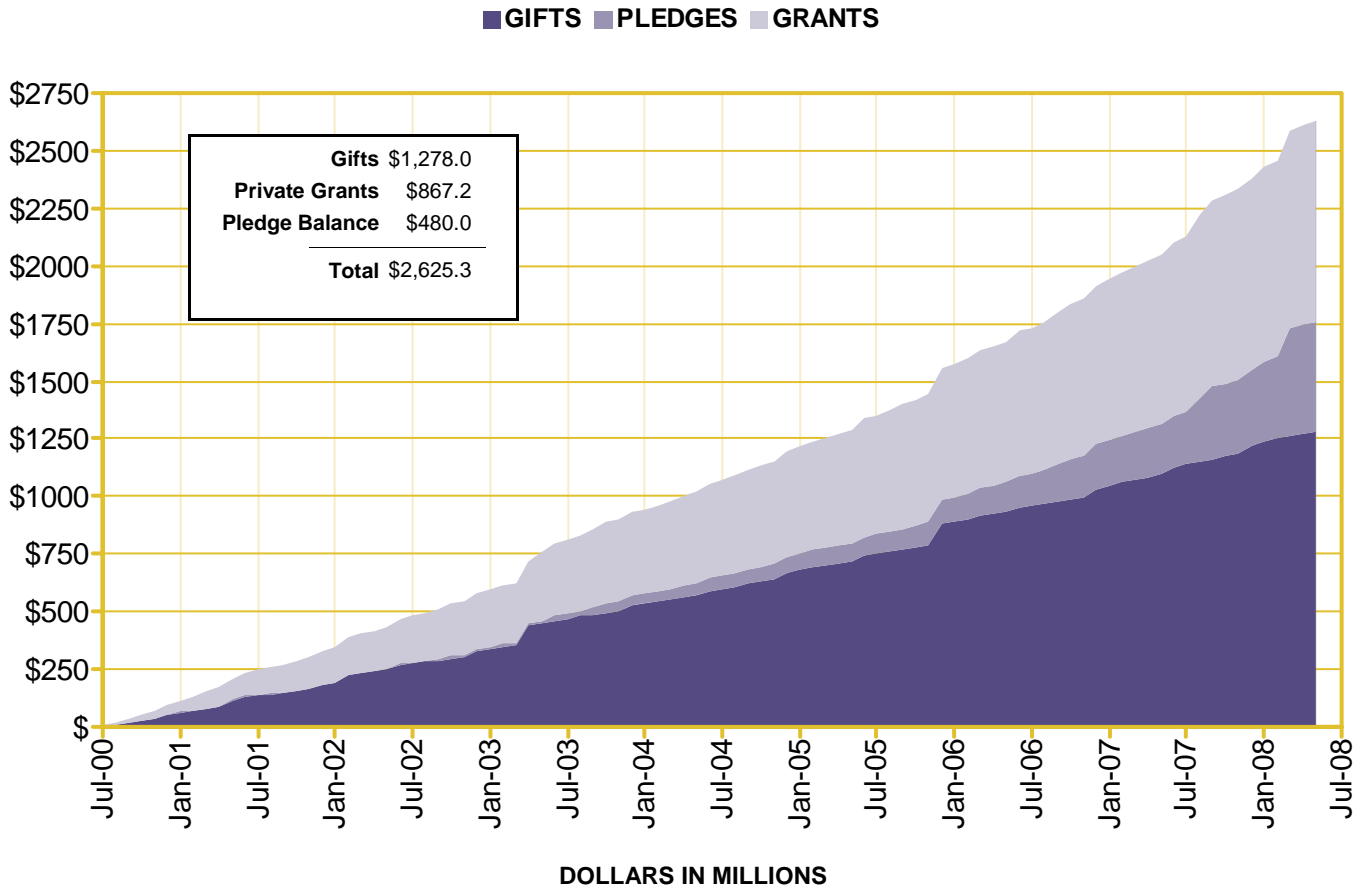
Annual reporting is July 1, 2007 through the end of the preceding calendar month.

Job Number: 81047
May 2008

Table of Contents



CAMPAIGN PROGRESS SINCE JULY 1, 2000



Source: UW Office of Development

Summarizes Total Private Voluntary Support since July 1, 2000. Testamentary Commitments included in Pledge Balance total. All dollar totals in millions.

Job Number: 81047
 May 2008

Fundraising Progress Since July 1, 2000



CAMPAIGN PROGRESS BY GIVING LEVEL

DOLLARS RAISED							
Gifts, Pledges & Grants							
Giving Level *	Alumni	Non Alumni	Family Fndns.	Corporations	Foundations	Other Orgs.	Total
\$100M+	\$0	\$35,220	\$0	\$0	\$419,065,390	\$0	\$419,100,610
\$50M - \$99,999,999	\$0	\$0	\$0	\$0	\$0	\$0	\$0
\$10M - \$49,999,999	\$52,462,376	\$86,200,063	\$74,237,500	\$113,142,828	\$132,739,611	\$74,393,161	\$533,175,539
\$5M - \$9,999,999	\$52,930,791	\$19,480,945	\$0	\$34,961,379	\$75,809,538	\$82,588,384	\$265,771,038
\$1M - \$4,999,999	\$149,785,565	\$85,863,158	\$36,960,274	\$149,119,128	\$104,863,127	\$92,778,335	\$619,369,586
\$100,000 - \$999,999	\$118,487,316	\$84,697,827	\$27,439,311	\$143,276,142	\$72,404,291	\$66,131,714	\$512,436,600
\$25,000 - \$99,999	\$34,430,881	\$25,457,964	\$3,613,433	\$34,487,563	\$9,059,287	\$11,188,469	\$118,237,597
\$10,000 - \$24,999	\$23,674,633	\$17,225,806	\$947,192	\$11,352,951	\$1,900,942	\$2,616,678	\$57,718,202
\$5,000 - \$9,999	\$14,775,782	\$10,980,296	\$263,568	\$5,425,106	\$642,151	\$847,286	\$32,934,188
\$2,000 - \$4,999	\$10,982,142	\$8,763,894	\$68,743	\$3,659,696	\$290,997	\$560,729	\$24,326,201
\$1,000 - \$1,999	\$7,152,750	\$5,609,129	\$19,240	\$1,546,089	\$85,198	\$255,366	\$14,667,772
\$500 - \$999	\$6,123,299	\$4,612,158	\$5,960	\$775,289	\$35,664	\$108,457	\$11,660,825
\$250 - \$499	\$4,091,900	\$2,474,652	\$2,000	\$334,382	\$10,477	\$45,750	\$6,959,161
\$100 - \$249	\$2,992,510	\$2,431,996	\$2,440	\$312,478	\$7,931	\$35,506	\$5,782,861
\$1 - \$99	\$1,573,701	\$1,449,911	\$239	\$82,742	\$1,106	\$12,104	\$3,119,803
Total	\$479,463,645	\$355,283,017	\$143,559,900	\$498,475,773	\$816,915,709	\$331,561,939	\$2,625,259,984
DONOR COUNTS							
Giving Level	Alumni	Non Alumni	Family Fndns.	Corporations	Foundations	Other Orgs.	Total
\$100M+	0	2	0	0	1	0	3
\$50M - \$99,999,999	0	0	0	0	0	0	0
\$10M - \$49,999,999	13	11	4	8	7	4	47
\$5M - \$9,999,999	13	8	0	6	12	11	50
\$1M - \$4,999,999	122	120	18	73	50	47	430
\$100,000 - \$999,999	689	761	80	526	213	214	2,483
\$25,000 - \$99,999	1,378	1,358	79	746	186	222	3,969
\$10,000 - \$24,999	2,796	2,714	65	847	127	180	6,729
\$5,000 - \$9,999	3,676	3,592	45	908	106	137	8,464
\$2,000 - \$4,999	5,750	6,235	25	1,402	99	204	13,715
\$1,000 - \$1,999	7,837	7,944	18	1,384	71	219	17,473
\$500 - \$999	11,988	11,670	13	1,405	61	184	25,321
\$250 - \$499	14,777	11,955	7	1,153	33	152	28,077
\$100 - \$249	23,481	25,579	17	2,419	54	274	51,824
\$1 - \$99	44,912	52,333	5	2,121	25	342	99,738
Total	117,432	124,282	376	12,998	1,045	2,190	258,323


Source: UW Office of Development & Alumni Relations

This report shows the count of distinct donors and campaign total by giving level and donor type since July 1, 2000.

**"Giving Level" is determined by summing all gift record types (including grants)



CAMPAIGN PROGRESS BY PYRAMID, SINCE JULY 1, 2000



258,323 Donor Count

Campaign Total: \$2,625,259,984

*Campaign Working Goal: \$2,500,000,000

Percent Complete: 105.0%

Source: UW Office of Development

The counts of distinct donors and fundraising totals by giving level are shown.

*Unit campaign goals are still being finalized.

Pyramid Levels are determined by summing all gift record types (including grants)



CAMPAIGN PROGRESS BY CONSTITUENCY

	GIFTS	Irrevocable Deferred Gifts		PLEDGES	Testamentary Commitments		GRANTS	Campaign - Private Voluntary Support		
		Donor Value	Discount Value		Donor Value	Discount Value		TOTAL	Working Goal	% of Goal
UW Medicine	\$344,213,851	\$11,924,834	\$7,209,237	\$172,849,990	\$34,999,360	\$12,644,201	\$462,193,402	\$1,026,181,437	\$1,000,000,000	102.6%
Architecture	\$9,580,533	\$2,244,117	\$1,270,276	\$1,229,723	\$7,250,000	\$2,777,398	\$4,209,737	\$24,514,110	\$19,000,000	129.0%
Arts and Sciences	\$136,698,787	\$6,955,983	\$4,911,394	\$8,994,654	\$41,019,666	\$25,811,032	\$83,898,983	\$277,568,073	\$240,000,000	115.7%
Broadcast Services	\$59,840,610	\$0	\$0	\$13,890	\$0	\$0	\$0	\$59,854,500	N/A	N/A
Business School	\$80,072,303	\$3,035,524	\$1,623,140	\$84,518,595	\$8,115,271	\$5,544,318	\$384,322	\$176,126,014	\$135,000,000	130.5%
Dentistry	\$11,387,986	\$246,992	\$191,357	\$4,942,077	\$910,000	\$508,954	\$4,468,388	\$21,955,443	\$15,000,000	146.4%
Education	\$12,470,937	\$48,552	\$45,881	\$2,098,374	\$4,050,000	\$2,015,446	\$16,522,480	\$35,190,343	\$23,000,000	153.0%
Engineering	\$152,627,912	\$2,837,209	\$2,010,611	\$6,043,951	\$13,901,891	\$5,851,182	\$85,926,189	\$261,337,152	\$250,000,000	104.5%
Evans Schl. of Pub. Affairs	\$13,617,123	\$81,135	\$114,706	\$945,779	\$500,000	\$265,793	\$42,168,938	\$57,312,975	\$40,000,000	143.3%
Forest Resources	\$11,379,352	\$646,572	\$562,957	\$222,311	\$2,915,000	\$1,609,906	\$4,705,054	\$19,868,288	\$17,700,000	112.3%
Friday Harbor Labs	\$6,603,835	\$307,268	\$149,278	\$133,196	\$5,505,000	\$3,093,404	\$862,743	\$13,412,042	\$12,000,000	111.8%
Information School	\$3,607,848	\$25,000	\$25,070	\$193,838	\$100,000	\$64,666	\$4,324,458	\$8,251,144	\$5,000,000	165.0%
Intercollegiate Athletics	\$128,296,037	\$364,480	\$276,178	\$4,792,803	\$1,580,000	\$1,011,286	\$0	\$135,033,321	\$110,000,000	122.8%
Law	\$63,567,498	\$71,186	\$46,904	\$868,452	\$674,988	\$417,533	\$1,237,822	\$66,419,945	\$70,000,000	94.9%
Libraries	\$8,093,259	\$442,146	\$381,541	\$296,252	\$1,951,334	\$857,698	\$475,708	\$11,258,699	\$9,000,000	125.1%
Nursing	\$12,925,869	\$3,275,000	\$2,534,893	\$796,034	\$7,507,799	\$4,483,235	\$9,694,674	\$34,199,376	\$24,000,000	142.5%
Ocean and Fisheries	\$16,641,606	\$5,823,186	\$2,742,236	\$111,441	\$0	\$0	\$34,691,792	\$57,268,025	\$34,000,000	168.4%
Pharmacy	\$11,795,405	\$0	\$0	\$404,970	\$1,000,000	\$310,068	\$7,197,113	\$20,397,488	\$10,260,000	198.8%
President's Funds	\$9,113,604	\$788,472	\$690,676	\$527,883	\$11,230,000	\$4,709,801	\$0	\$21,659,959	N/A	N/A
Public Health	\$14,508,092	\$50,259	\$39,563	\$9,324,419	\$0	\$0	\$78,450,410	\$102,333,180	\$90,000,000	113.7%
Scholar. & Student Progs.	\$47,839,065	\$1,896,761	\$865,957	\$2,374,967	\$6,733,333	\$3,519,365	\$1,964,332	\$60,808,458	\$40,000,000	152.0%
Social Work	\$7,375,344	\$290,566	\$183,270	\$5,096,040	\$0	\$0	\$7,304,878	\$20,066,829	\$10,000,000	200.7%
University Press	\$4,180,944	\$108,239	\$93,710	\$15,400	\$0	\$0	\$0	\$4,304,583	\$3,000,000	143.5%
University Support	\$39,600,462	\$2,130,448	\$1,123,146	\$3,495,801	\$4,050,600	\$2,173,599	\$15,661,286	\$64,938,597	N/A	N/A
UW Bothell	\$2,855,953	\$0	\$0	\$87,695	\$0	\$0	\$750,500	\$3,694,148	\$3,500,000	105.5%
UW Tacoma	\$25,358,669	\$195,000	\$181,257	\$12,204,729	\$3,467,200	\$1,843,932	\$80,257	\$41,305,855	\$35,000,000	118.0%
All UW Total	\$1,234,252,887	\$43,788,928	\$27,273,238	\$322,583,263	\$157,461,442	\$79,512,817	\$867,173,465	\$2,625,259,984	\$2,500,000,000	105.0%

Source: UW Office of Development

Fundraising progress toward campaign working goals by constituency area (school/college/program). Campaign total is the sum of gifts, grants, active pledges and donor values of irrevocable deferred gifts and testamentary commitments. "N/A" is not applicable. 1 - "Pledges" are those in active status only. 2 - "Grants" are private grants only. 3 - Unit campaign working goals are still being finalized.

Job Number: 81047
May 2008

Campaign Progress by Constituency - Since July 2000



CAMPAIGN FUNDING THEME PROGRESS - JULY 2000 - PRESENT

THEME	CURRENT USE	ENDOWMENT	TOTAL
Student Support	\$116,816,981	\$216,069,808	\$332,886,789
Faculty Support	\$104,495,181	\$172,608,471	\$277,103,652
Program Support for Faculty and Students	\$1,284,273,891	\$166,594,994	\$1,450,868,886
Capital	\$311,422,945	\$1,778,269	\$313,201,214
Unrestricted	\$218,424,073	\$32,775,370	\$251,199,443
Total	\$2,035,433,071	\$589,826,912	\$2,625,259,984
Goal	\$2,000,000,000	\$500,000,000	\$2,500,000,000
% to Goal	101.8%	118.0%	105.0%

Source: UW Office of Development

This report shows contribution totals by campaign theme/priority since July 1, 2000.

Job Number: 81047
 May 2008

Campaign Theme Progress



DEVELOPMENT SUMMARY - TOTAL PRIVATE VOLUNTARY SUPPORT

AREA	YEAR TO DATE DONOR VALUES		
	GIFTS	PRIVATE GRANTS	TOTAL
UW Seattle			
UW Medicine	\$41,292,448	\$74,508,276	\$115,800,725
Architecture	\$1,545,642	\$218,433	\$1,764,075
Arts and Sciences	\$21,363,817	\$8,213,341	\$29,577,158
Broadcast Services	\$7,637,903		\$7,637,903
Business School	\$11,817,999	\$15,987	\$11,833,986
Dentistry	\$3,168,860	\$203,056	\$3,371,916
Education	\$1,340,645	\$1,189,541	\$2,530,186
Engineering	\$14,506,501	\$4,276,058	\$18,782,560
Evans Schl. of Pub. Affairs	\$1,632,871	\$1,427,481	\$3,060,352
Forest Resources	\$1,482,458	\$798,335	\$2,280,793
Graduate School	\$1,087,772	\$69,558	\$1,157,330
Information School	\$447,078	\$2,828,000	\$3,275,078
Intercollegiate Athletics	\$15,890,620		\$15,890,620
Law	\$2,126,363	\$61,600	\$2,187,963
Libraries	\$1,513,880		\$1,513,880
Nursing	\$1,964,939	\$1,143,549	\$3,108,488
Ocean and Fisheries	\$2,331,857	\$7,728,636	\$10,060,494
Pharmacy	\$1,782,338	\$1,121,324	\$2,903,662
President's Funds	\$631,050		\$631,050
Public Health	\$381,840	\$8,760,637	\$9,142,477
Scholar. & Student Progs.	\$6,422,923	\$100,000	\$6,522,923
Social Work	\$1,136,219	\$277,860	\$1,414,079
UW Alumni Association	\$970,103		\$970,103
University Press	\$405,123		\$405,123
University Support	\$3,679,611	\$212,916	\$3,892,527
UW Bothell	\$274,875		\$274,875
UW Tacoma	\$2,558,602		\$2,558,602
All UW Total	\$149,394,350	\$113,154,591	\$262,548,941

Source: UW Office of Development

Contribution totals for the major Development areas of the University are shown.

Job Number: 81047

May 2008

Development Area Summary - Total Private Voluntary Support



DEVELOPMENT SUMMARY - GIFTS AND PRIVATE GRANTS

AREA	CURRENT MONTH		YEAR TO DATE		PRIOR YEAR TO DATE		PRIOR FISCAL YEAR	
	Donors	Value	Donors	Value	Donors	Value	Donors	Value
UW Seattle								
UW Medicine	2,414	\$4,360,379	16,897	\$115,800,725	17,374	\$90,726,364	18,369	\$106,235,847
Architecture	145	\$152,466	1,267	\$1,764,075	1,456	\$1,258,644	1,511	\$1,285,219
Arts and Sciences	1,860	\$1,401,826	14,252	\$29,577,158	16,328	\$29,657,671	17,118	\$34,367,909
Broadcast Services	489	\$38,754	3,632	\$7,637,903	3,925	\$8,424,692	4,560	\$10,835,348
Business School	329	\$541,876	4,382	\$11,833,986	4,271	\$10,389,308	4,542	\$16,631,593
Dentistry	148	\$160,315	1,259	\$3,371,916	1,333	\$1,559,265	1,410	\$1,721,826
Education	311	\$47,364	1,571	\$2,530,186	1,810	\$3,747,074	1,869	\$4,112,575
Engineering	404	\$1,044,200	4,398	\$18,782,560	4,391	\$22,387,599	4,586	\$26,027,370
Evans Schl. of Pub. Affairs	64	\$75,675	417	\$3,060,352	467	\$6,229,619	522	\$7,146,491
Forest Resources	84	\$352,350	1,066	\$2,280,793	1,148	\$1,798,398	1,208	\$1,929,058
Graduate School	24	\$4,215	525	\$1,157,330	402	\$2,348,192	415	\$2,481,332
Information School	44	\$118,018	592	\$3,275,078	626	\$604,428	651	\$686,093
Intercollegiate Athletics	629	\$664,571	13,485	\$15,890,620	12,435	\$18,092,770	24,151	\$21,911,161
Law	210	\$67,034	2,013	\$2,187,963	1,851	\$2,356,552	2,019	\$2,960,515
Libraries	260	\$100,019	4,581	\$1,513,880	4,283	\$1,098,378	4,428	\$1,143,601
Nursing	184	\$290,539	1,721	\$3,108,488	1,770	\$5,902,491	1,849	\$6,185,723
Ocean and Fisheries	91	\$35,883	789	\$10,060,494	776	\$6,556,336	790	\$7,085,809
Pharmacy	79	\$63,786	1,079	\$2,903,662	1,114	\$2,320,748	1,153	\$3,527,989
President's Funds	251	\$34,945	2,115	\$631,050	1,946	\$570,869	2,096	\$726,232
Public Health	78	\$46,882	688	\$9,142,477	746	\$10,043,720	788	\$11,799,217
Scholar. & Student Progs.	559	\$176,108	5,835	\$6,522,923	3,642	\$12,875,778	3,881	\$13,158,596
Social Work	40	\$8,147	845	\$1,414,079	951	\$5,491,441	980	\$5,996,397
UW Alumni Association	3,218	\$136,574	19,071	\$970,103	22,883	\$1,091,304	24,884	\$1,216,529
University Press	8	\$57,745	286	\$405,123	277	\$1,798,598	311	\$1,822,053
University Support	518	\$131,954	2,216	\$3,892,527	2,148	\$6,504,048	2,365	\$7,142,087
UW Bothell	320	\$145,995	720	\$274,875	581	\$373,074	647	\$406,048
UW Tacoma	157	\$44,809	734	\$2,558,602	734	\$2,141,086	810	\$4,346,953
All UW Unique Total	12,250	\$10,302,443	89,214	\$262,548,941	91,213	\$256,348,460	105,353	\$302,889,584

Source: UW Office of Development

The number of donors and contribution totals for the major Development areas of the University are shown. Dollar values are based on donor values.

Job Number: 81047

May 2008

Development Area Summary - Gifts and Private Grants



DEVELOPMENT SUMMARY - GIFTS

AREA	CURRENT MONTH		YEAR TO DATE		PRIOR YEAR TO DATE		PRIOR FISCAL YEAR	
	Donors	Value	Donors	Value	Donors	Value	Donors	Value
UW Seattle								
UW Medicine	2,358	\$1,579,334	16,664	\$41,292,448	17,129	\$30,037,981	18,109	\$35,839,896
Architecture	145	\$152,466	1,264	\$1,545,642	1,449	\$989,263	1,504	\$1,015,838
Arts and Sciences	1,855	\$1,122,236	14,193	\$21,363,817	16,265	\$19,721,124	17,051	\$22,448,302
Broadcast Services	489	\$38,754	3,632	\$7,637,903	3,925	\$8,424,692	4,560	\$10,835,348
Business School	329	\$541,876	4,381	\$11,817,999	4,270	\$10,360,961	4,541	\$16,603,246
Dentistry	146	\$50,315	1,254	\$3,168,860	1,324	\$1,158,703	1,400	\$1,302,793
Education	311	\$47,364	1,564	\$1,340,645	1,801	\$1,304,575	1,859	\$1,560,076
Engineering	398	\$491,964	4,367	\$14,506,501	4,342	\$13,632,856	4,531	\$15,097,858
Evans Schl. of Pub. Affairs	64	\$75,675	408	\$1,632,871	448	\$2,335,846	503	\$2,577,597
Forest Resources	84	\$352,350	1,050	\$1,482,458	1,132	\$1,316,597	1,191	\$1,416,624
Graduate School	24	\$4,215	522	\$1,087,772	397	\$1,563,846	410	\$1,665,861
Information School	43	\$93,018	590	\$447,078	623	\$430,704	648	\$436,870
Intercollegiate Athletics	629	\$664,571	13,485	\$15,890,620	12,435	\$18,092,770	24,151	\$21,911,161
Law	210	\$67,034	2,011	\$2,126,363	1,847	\$2,169,872	2,015	\$2,773,835
Libraries	260	\$100,019	4,581	\$1,513,880	4,283	\$1,098,378	4,428	\$1,143,601
Nursing	184	\$290,539	1,712	\$1,964,939	1,763	\$5,177,074	1,842	\$5,457,618
Ocean and Fisheries	89	\$20,491	765	\$2,331,857	749	\$2,487,116	763	\$2,515,555
Pharmacy	78	\$23,286	1,072	\$1,782,338	1,107	\$1,509,016	1,144	\$1,707,704
President's Funds	251	\$34,945	2,115	\$631,050	1,946	\$570,869	2,096	\$726,232
Public Health	77	\$11,413	656	\$381,840	710	\$613,091	749	\$669,251
Scholar. & Student Progs.	558	\$156,108	5,833	\$6,422,923	3,642	\$11,875,778	3,881	\$12,158,596
Social Work	40	\$8,147	839	\$1,136,219	942	\$4,218,718	970	\$4,249,650
UW Alumni Association	3,218	\$136,574	19,071	\$970,103	22,883	\$1,091,304	24,884	\$1,216,529
University Press	8	\$57,745	286	\$405,123	277	\$1,798,598	311	\$1,822,053
University Support	518	\$131,954	2,214	\$3,679,611	2,141	\$3,952,633	2,358	\$4,590,672
UW Bothell	320	\$145,995	720	\$274,875	581	\$373,074	647	\$406,048
UW Tacoma	157	\$44,809	734	\$2,558,602	732	\$2,135,519	808	\$4,341,386
All UW Unique Total	12,180	\$6,443,211	88,857	\$149,394,350	90,811	\$148,440,970	104,934	\$176,490,215

Source: UW Office of Development

The number of donors and contribution totals (gifts only) for the major Development areas of the University are shown. Dollar values are based on donor values.

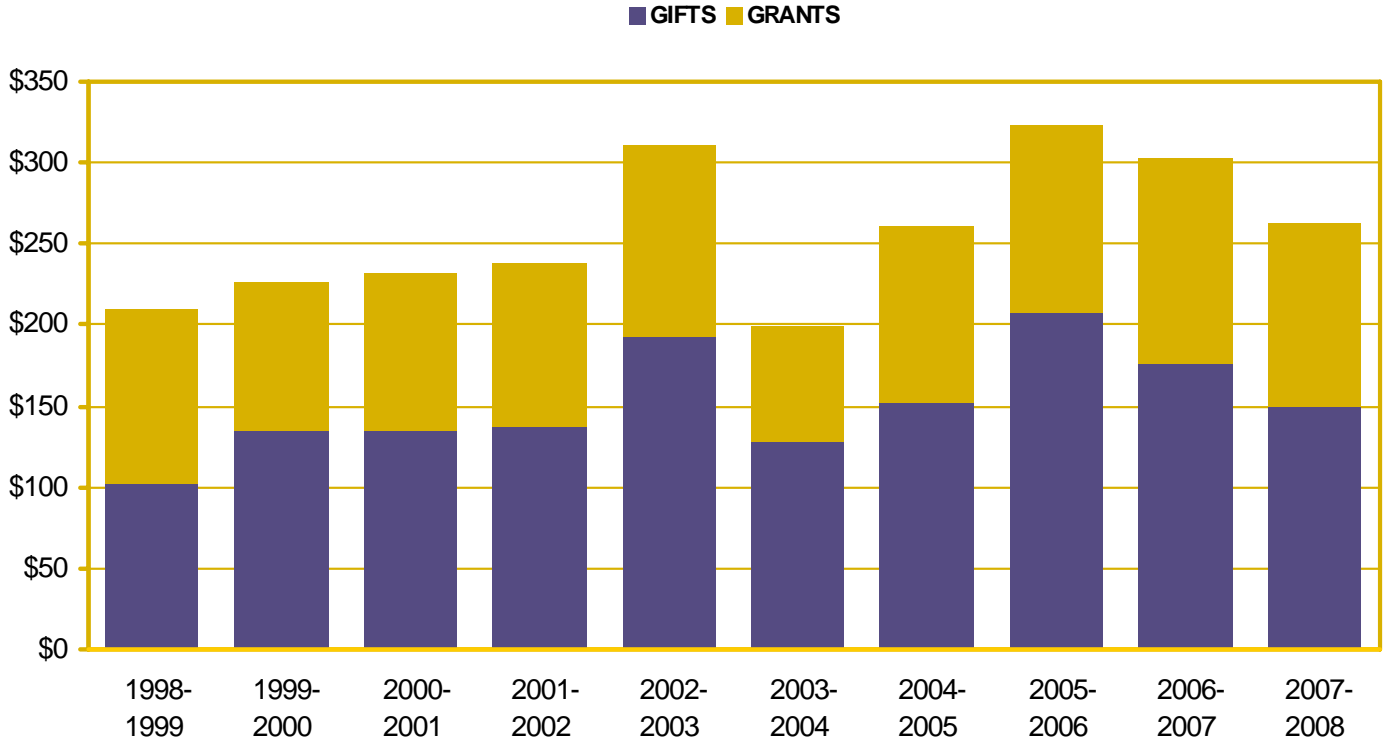
Job Number: 81047

May 2008

Development Area Summary - Gifts



COMPLETE FISCAL YEAR COMPARISON OF TOTAL CONTRIBUTIONS RECEIVED



DOLLARS IN MILLIONS

FISCAL YEAR	GIFTS	GRANTS	TOTAL CONTRIBUTIONS
2007- 2008	\$149,394,350	\$113,154,591	\$262,548,941
2006- 2007	\$176,490,215	\$126,399,369	\$302,889,584
2005- 2006	\$207,744,231	\$115,261,186	\$323,005,417
2004- 2005	\$151,969,925	\$108,802,371	\$260,772,296
2003- 2004	\$128,174,367	\$71,603,323	\$199,777,690
2002- 2003	\$192,573,183	\$118,677,722	\$311,250,905
2001- 2002	\$137,959,340	\$100,820,547	\$238,779,887
2000- 2001	\$134,805,190	\$97,112,979	\$231,918,169
1999- 2000	\$134,037,997	\$91,536,165	\$225,574,162
1998- 1999	\$102,925,077	\$107,619,586	\$210,544,663

Source: UW Office of Development

This graph compares the current fiscal year's contribution totals to each of the previous nine fiscal year's contribution totals.

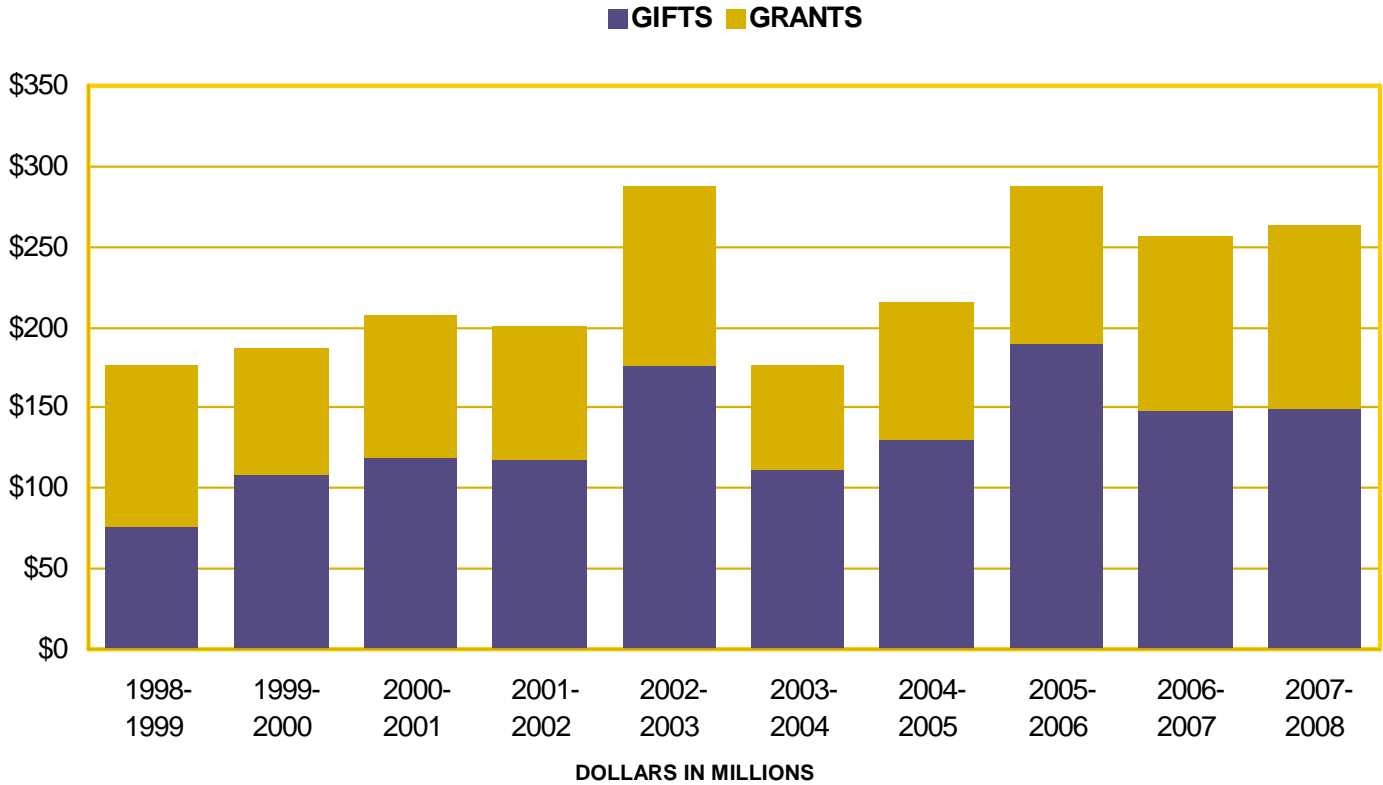
Job Number: 81047

May 2008

Fiscal Year Totals Graph



YEAR TO DATE CONTRIBUTION TOTALS



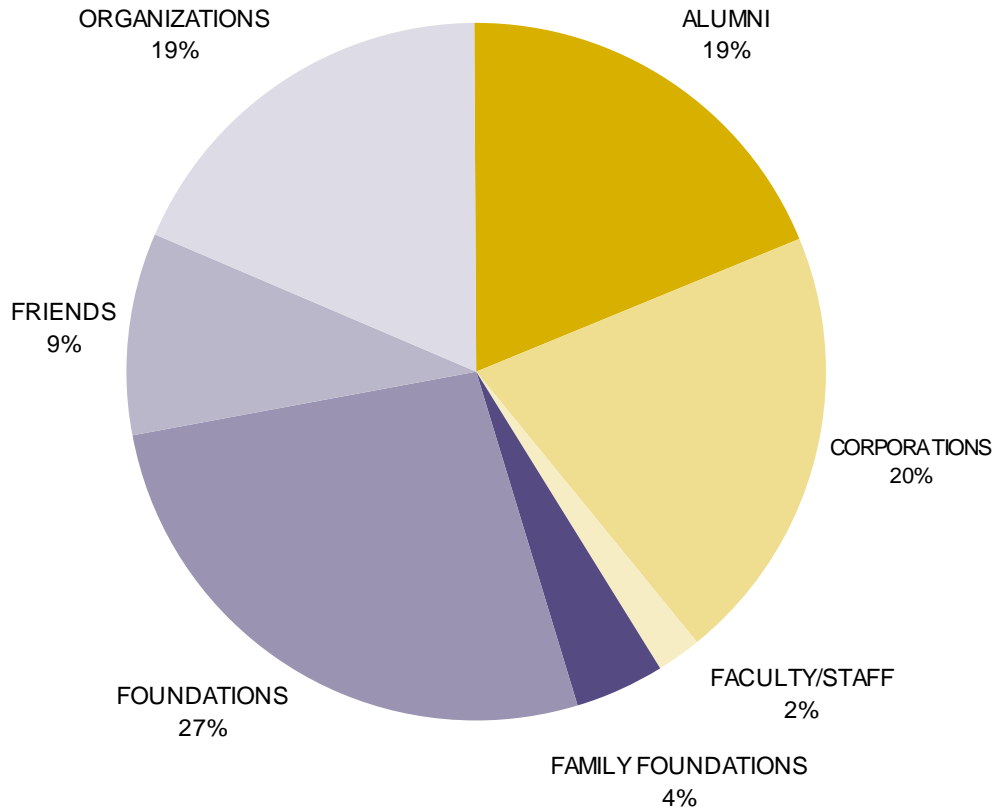
FISCAL YEAR	GIFTS	GRANTS	TOTAL CONTRIBUTIONS
2007- 2008	\$149,394,350	\$113,154,591	\$262,548,941
2006- 2007	\$148,440,970	\$107,907,490	\$256,348,460
2005- 2006	\$190,107,545	\$96,947,162	\$287,054,707
2004- 2005	\$130,236,981	\$85,036,054	\$215,273,035
2003- 2004	\$110,607,045	\$65,698,478	\$176,305,523
2002- 2003	\$176,755,934	\$111,251,784	\$288,007,718
2001- 2002	\$118,125,206	\$82,636,715	\$200,761,921
2000- 2001	\$119,218,804	\$88,148,568	\$207,367,372
1999- 2000	\$108,698,852	\$78,589,207	\$187,288,059
1998- 1999	\$75,706,933	\$100,303,872	\$176,010,805

Source: UW Office of Development

This graph compares the current fiscal year's contribution totals to each of the previous nine fiscal year's contribution totals.



DEVELOPMENT ACTIVITY BY DONOR TYPE IN CURRENT FISCAL YEAR



DONOR TYPE	YEAR TO DATE		PRIOR YEAR TO DATE		PRIOR FISCAL YEAR	
	Donors	Value	Donors	Value	Donors	Value
Alumni	45,903	\$49,567,451	48,927	\$50,608,701	54,753	\$60,282,263
Corporations	2,738	\$53,103,628	2,819	\$50,620,826	3,222	\$59,587,495
Faculty/Staff	3,338	\$5,174,550	3,315	\$3,131,121	3,711	\$3,848,794
Family Foundations	165	\$11,320,302	148	\$23,492,169	160	\$33,777,254
Foundations	399	\$69,880,959	386	\$41,150,710	405	\$45,676,525
Friends	36,141	\$24,607,110	35,091	\$33,991,918	42,526	\$40,107,637
Organizations	530	\$48,894,941	527	\$53,353,015	576	\$59,609,617

Source: UW Office of Development

This graph shows the sources of contributions for the current year to date. Dollar values are based on donor value.

Job Number: 81047
May 2008

Development Activity by Donor Type in Current Fiscal Year Chart



ALUMNI PARTICIPATION BY CONSTITUENCY

AREA	CURRENT FISCAL YEAR TO DATE			PREVIOUS FISCAL YEAR TO DATE			
	Solicitible	Donors	Partic. Rate	Solicitible	Donors	Partic. Rate	Final %
UW Seattle							
UW Medicine	18,010	3,329	18.5%	16,867	3,415	20.2%	22.0%
Architecture	7,965	1,278	16.0%	7,709	1,355	17.6%	19.5%
Arts and Sciences	141,595	18,977	13.4%	138,301	20,460	14.8%	16.6%
Business School	37,430	6,813	18.2%	36,594	7,255	19.8%	22.7%
Dentistry	4,579	1,097	24.0%	4,525	1,140	25.2%	27.5%
Education	18,902	3,307	17.5%	19,116	3,423	17.9%	20.2%
Engineering	32,393	4,731	14.6%	31,945	4,985	15.6%	17.3%
Evans School of Public Affairs	2,329	511	21.9%	2,119	487	23.0%	25.1%
Forest Resources	4,603	678	14.7%	4,603	741	16.1%	17.9%
Interdisc. Grad. Programs	1,622	241	14.9%	1,463	235	16.1%	18.0%
Interdisc. Undergrad. Programs	225	8	3.6%	170	38	22.4%	24.7%
Interschool Programs	453	47	10.4%	353	60	17.0%	17.8%
Information School	4,370	860	19.7%	4,202	880	20.9%	22.4%
Law	7,780	1,701	21.9%	7,593	1,693	22.3%	24.8%
School of Nursing	8,598	1,743	20.3%	8,469	1,921	22.7%	24.5%
Ocean & Fisheries	3,911	648	16.6%	3,866	659	17.0%	18.5%
Pharmacy	3,426	878	25.6%	3,364	925	27.5%	30.3%
Public Health	4,318	691	16.0%	4,104	765	18.6%	20.2%
Social Work	6,404	943	14.7%	6,232	1,044	16.8%	17.8%
UW Bothell	6,084	651	10.7%	5,245	668	12.7%	15.1%
UW Tacoma	7,003	631	9.0%	5,850	704	12.0%	14.4%
Unspecified	10,866	2,050	18.9%	11,278	2,213	19.6%	22.8%
All UW Total	305,971	45,903	15.0%	297,648	48,927	16.4%	18.4%

Source: UW Office of Development

Job Number: 81047
May 2008

Alumni Participation

