

VII. STANDING COMMITTEES

B. Finance, Audit and Facilities Committee

Grant and Contract Awards – October, 2007

RECOMMENDED ACTION:

It is the recommendation of the administration and the Finance and Audit Committee that the Board of Regents accept the Grant and Contract Awards as presented on the attached list.

Attachment: Grant and Contract Awards Summary
 Report of Grant and Contract Awards of
 \$1,000,000 or More

Grant and Contract Awards Summary

to

The Board of Regents

of the

University of Washington

for

October 2007

Office of Research

Office of Sponsored Programs

Table of Contents

Award Highlights	3
Graphical Summary of Award Activity	4
Summary of Grant and Contract Awards	5
Comparison of Grants and Contract Awards by Agency	6
Comparison of Grants and Contract Awards by School/College	7
Listing of Awards for College of Arts and Sciences by Department	9
Summary of Grant Awards – Excluding Private Awards	10
Summary of Private Awards	11
Summary of Contract Awards	12
Grant & Contract Awards over \$1,000,000	13

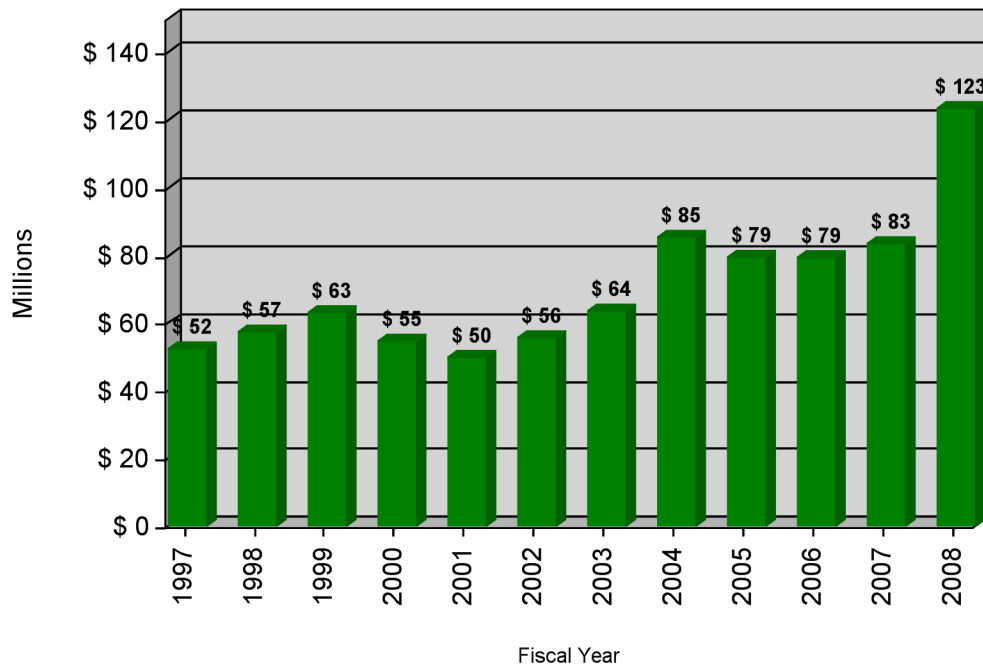
OCTOBER 2007 HIGHLIGHTS

The *National Institutes of Health* awarded a grant in the amount of \$10,470,746 for a project under the direction of Professor Mary L. “Nora” Disis of the *Department of Medicine* entitled “Institute for Translational Health Sciences (ITHS).” This award establishes the Institute of Translational Health Sciences (ITHS) to support the increasingly interdisciplinary and collaborative nature of translational research. The ITHS will enhance collaboration between the UW, FHCRC and CHRMC, and strengthen ties throughout the existing clinical and research infrastructure across the 5-state WWAMI region. The overarching goals of the ITHS are to enhance and develop collaboration networks within the research community, provide education and career development, foster innovative research and create a community that prioritizes translational research.

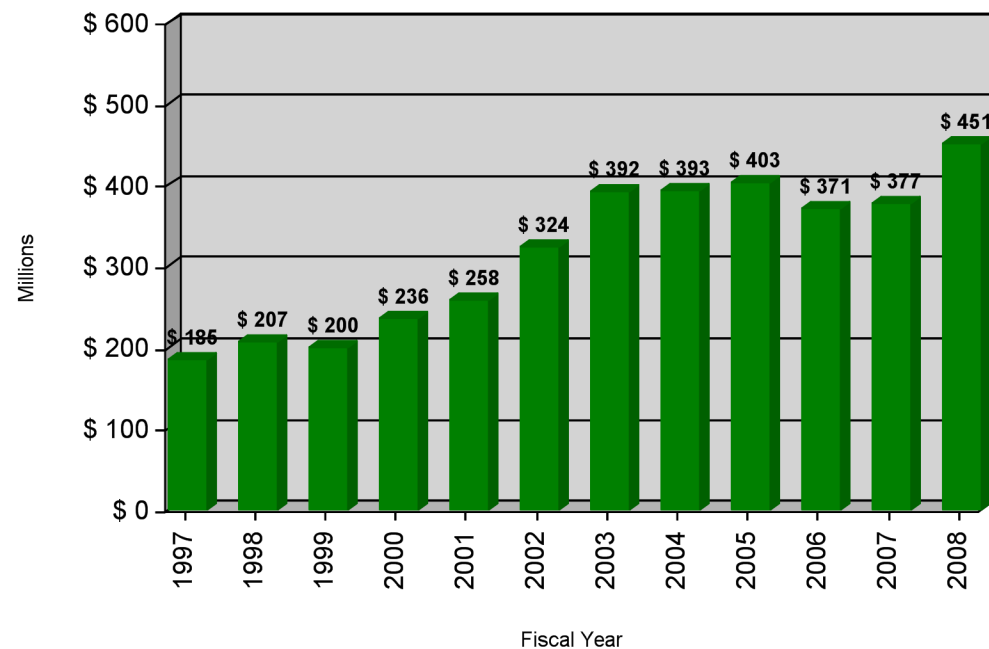
The *U.S. Department of Energy* awarded a grant in the amount of \$1,000,000 for a project under the direction of Professor Caroline Harwood of the *Department of Microbiology* entitled “Redirection of Metabolism for Hydrogen Production.” Photosynthetic microbes like *R. palustris* can produce the clean-burning fuel hydrogen gas using one of nature’s most plentiful resources, sunlight. Anoxygenic photosynthetic bacteria generate hydrogen and ammonia during a process known as biological nitrogen fixation. The objective of this project is to develop and apply techniques in metabolic engineering to improve the biocatalytic potential of *R. palustris* for nitrogenase-catalyzed hydrogen production. The challenge is to understand the systems biology of *R. palustris* sufficiently well to engineer cells to produce hydrogen continuously, at as a rapid a rate as possible and with as high an efficiency as possible.

The *National Science Foundation* awarded a grant in the amount of \$951,500 for a project under the direction of Senior Lecturer Susan Joslyn of the *Department of Psychology* entitled “DRU: A Multi-disciplinary Approach to Communicating Weather Forecast Uncertainty.” Although information about weather forecast uncertainty has been become increasingly available, it is rarely communicated in public forecasts. The purpose of this project is to bridge that gap. In order to determine how best to communicate forecast uncertainty to the general public, its needs and information processing requirements must first be understood. This project will conduct both naturalistic and experimental research to accomplish these goals. Based on the results of their research, the researchers will create an unprecedented prototype weather forecasting web site that is entirely probabilistic. The principles of uncertainty communication instantiated here will have important implications for any community or organization with weather safety issues.

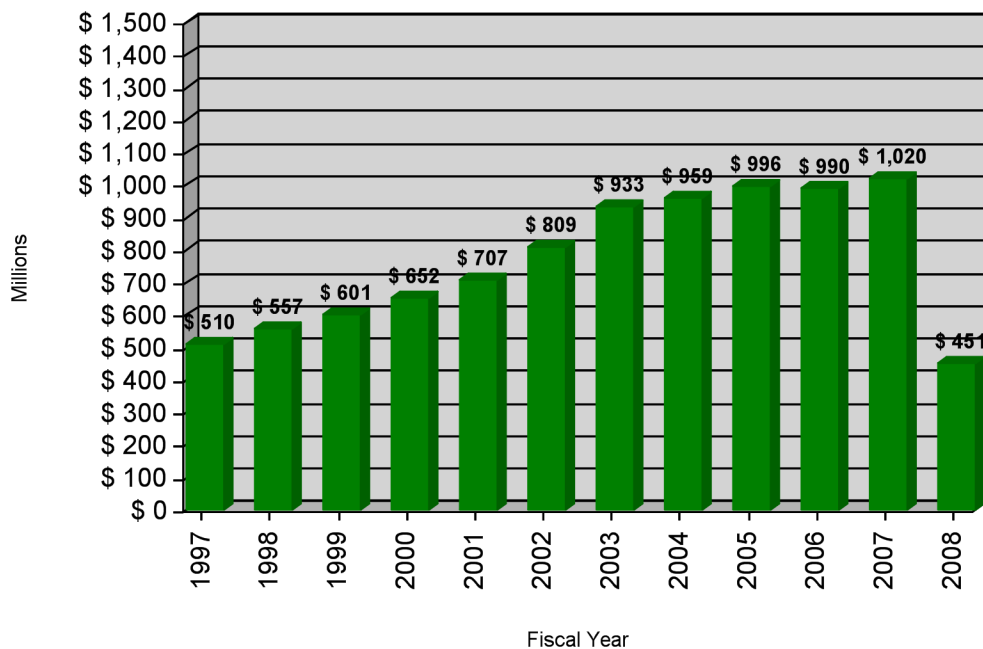
October Only
Comparison of Grant & Contract Awards



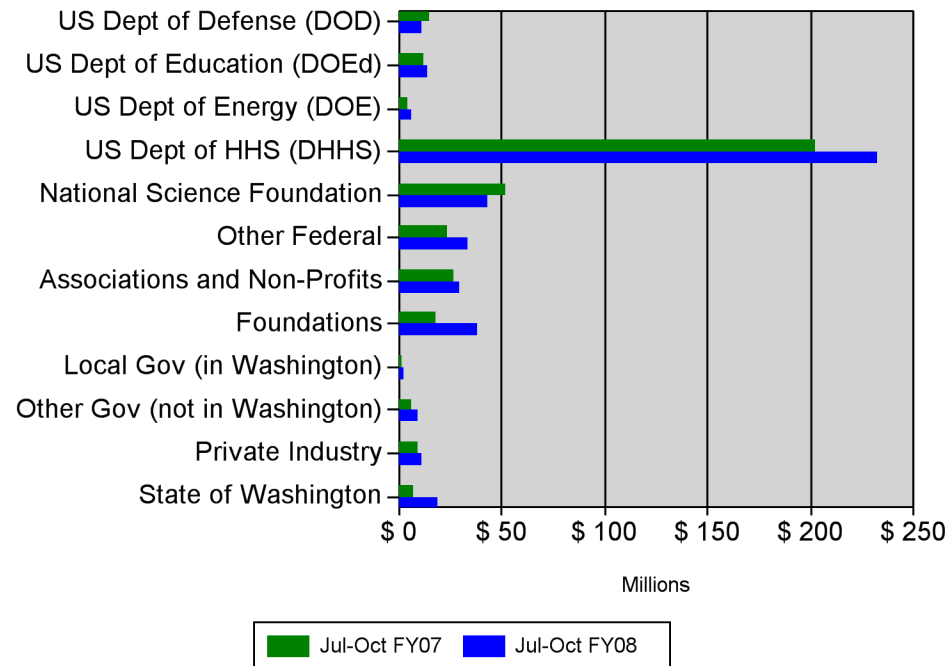
Fiscal Year to Date
Comparison of Grant & Contract Awards



Complete Fiscal Year
Comparison of Grant & Contract Awards



Fiscal Year to Date
Two-Year Comparison of Grant and Contract Awards



Summary of Grant and Contract Awards

Fiscal Year 2007-2008

Month	RESEARCH AND OTHER		TRAINING		Total Grants and Contracts
	Federal	Non-Federal	Federal	Non-Federal	
July	\$ 54,889,260	\$ 15,048,400	\$ 7,034,788	\$ 5,593,291	\$ 82,565,740
August	\$ 111,423,800	\$ 21,120,610	\$ 10,878,860	\$ 1,041,935	\$ 144,465,200
September	\$ 63,019,760	\$ 24,344,880	\$ 11,261,270	\$ 1,857,398	\$ 100,483,300
October	\$ 75,921,240	\$ 38,888,260	\$ 6,410,827	\$ 2,183,915	\$ 123,404,200
FY08 to Date	\$304,864,040	\$99,792,148	\$35,585,741	\$10,676,539	\$450,918,468
FY07 to Date	\$282,687,827	\$63,471,064	\$27,295,535	\$3,926,295	\$377,380,720
Over (Under) Previous Year	\$22,176,214	\$36,321,084	\$8,290,206	\$6,750,244	\$73,537,748

Assuming acceptance of all awards by the Board of Regents

Comparison of Grant and Contract Awards by Agency Fiscal Years 2006-2007 and 2007-2008		
Agency	Jul-Oct FY07	Jul-Oct FY08
US Department of Defense (DOD)	\$ 14,836,156	\$ 10,793,306
US Department of Education (DOEd)	\$ 12,441,639	\$ 14,417,443
US Department of Energy (DOE)	\$ 4,391,523	\$ 6,186,475
US Department of Health and Human Services (DHHS)	\$ 202,818,572	\$ 232,530,356
National Science Foundation (NSF)	\$ 51,392,390	\$ 43,515,180
Other Federal	\$ 24,103,081	\$ 33,007,021
Subtotal for Federal :	\$ 309,983,362	\$ 340,449,781
Associations and Non-Profits	\$ 26,326,992	\$ 29,553,930
Foundations	\$ 18,015,287	\$ 38,130,673
Local Government (in Washington)	\$ 956,132	\$ 2,733,510
Other Government (not in Washington)	\$ 5,944,885	\$ 9,347,461
Private Industry	\$ 9,372,364	\$ 11,536,558
State of Washington	\$ 6,781,700	\$ 19,166,555
Subtotal for Non-Federal :	\$ 67,397,359	\$ 110,468,687
Grand Total :	\$ 377,380,720	\$ 450,918,468
Amount of Increase (Decrease) :		\$ 73,537,748
Percent of Increase (Decrease) :		19.5 %

Assuming acceptance of all awards by the Board of Regents

Comparison of Grant and Contract Awards by School/College

Fiscal Years 2006-2007 and 2007-2008

School/College		Jul-Oct FY07	Jul-Oct FY08
Upper Campus			
	Architecture and Urban Planning	\$ 469,905	\$ 445,412
	Arts and Sciences	\$ 35,314,351	\$ 37,901,990
	Business Administration	\$ 58,147	\$ 724,471
	Director of Libraries	\$ 3,000	\$ 116,500
	Education	\$ 5,576,807	\$ 1,184,785
	Educational Outreach	\$ 366,528	\$ 267,568
	Engineering	\$ 34,770,710	\$ 31,995,049
	Evans School of Public Affairs	\$ 2,633,563	\$ 1,672,520
	Forest Resources	\$ 2,693,868	\$ 3,056,704
	Graduate School	\$ 912,838	\$ 911,288
	Information School	\$ 1,641,990	\$ 4,483,229
	Law	\$ 25,000	\$ 209,134
	Ocean and Fishery Sciences	\$ 31,287,276	\$ 37,116,748
	Office of Research	\$ 13,632,407	\$ 17,011,444
	Provost		\$ 200,000
	Social Work	\$ 4,664,981	\$ 7,513,197
	Undergraduate Education	\$ 250,161	\$ 266,802
	VP Educational Partnerships	\$ 106,347	\$ 43,745
	VP Minority Affairs	\$ 4,009,253	\$ 7,002,709
	Subtotal :	\$ 138,417,132	\$ 152,123,295
Health Sciences			
	Dentistry	\$ 2,503,979	\$ 4,854,356
	Medicine	\$ 179,255,143	\$ 219,064,159
	Nursing	\$ 6,408,682	\$ 9,295,979
	Pharmacy	\$ 5,220,820	\$ 4,265,427
	Public Health and Community Medicine	\$ 31,496,559	\$ 34,040,007
	Subtotal :	\$ 224,885,183	\$ 271,519,928
Special Programs			
	Alcohol and Drug Abuse Institute	\$ 617,016	\$ 2,997,632
	CHDD Administration	\$ 8,143,952	\$ 7,055,996
	Regional Primate Center	\$ 4,523,042	\$ 15,871,406
	Subtotal :	\$ 13,284,010	\$ 25,925,034
Other UW Campuses			
	Bothell	\$ 604,108	\$ 1,096,370
	Tacoma	\$ 190,287	\$ 203,450
	Subtotal :	\$ 794,395	\$ 1,299,820
Not Indicated	Not Indicated		\$ 50,391

School/College	Jul-Oct FY07	Jul-Oct FY08
Not Indicated	Subtotal :	\$ 50,391
	Grand Total :	\$ 377,380,720 \$ 450,918,468

Assuming acceptance of all awards by the Board of Regents

List of Awards for Arts and Sciences

Fiscal Years 2006-2007 and 2007-2008

Department	Jul-Oct FY07	Jul-Oct FY08
Center for Statistics and the Social Sciences	\$ 82,482	\$ 704,512
Center for Studies in Demography and Ecology	\$ 1,039,885	\$ 1,879,361
Department of Anthropology	\$ 44,850	\$ 246,138
Department of Applied Mathematics	\$ 1,726,247	\$ 7,864
Department of Astronomy	\$ 1,083,936	\$ 1,741,086
Department of Atmospheric Sciences	\$ 2,998,100	\$ 1,417,388
Department of Biology	\$ 5,462,204	\$ 2,409,532
Department of Chemistry	\$ 9,143,546	\$ 12,173,570
Department of Communication	\$ 201,100	\$ 140,680
Department of Comparative Literature	\$ 21,178	\$0
Department of Earth and Space Sciences	\$ 1,472,148	\$ 1,694,899
Department of Economics	\$ 24,800	\$ 6,575
Department of English	\$0	\$ 72,573
Department of Geography	\$ 180,909	\$ 336,787
Department of Germanics	\$ 45,000	\$ 45,000
Department of History	\$ 70,694	\$0
Department of Linguistics	\$0	\$ 164,666
Department of Mathematics	\$ 627,642	\$ 2,289,271
Department of Physics	\$ 2,630,958	\$ 3,527,127
Department of Political Science	\$ 508,696	\$ 1,124,910
Department of Psychology	\$ 5,766,981	\$ 5,482,375
Department of Sociology	\$ 3,846	\$ 10,350
Department of Speech and Hearing Sciences	\$ 643,830	\$ 643,619
Department of Statistics	\$ 109,876	\$ 41,508
Henry M. Jackson School of International Studies	\$ 783,328	\$ 1,473,362
Institute for Nuclear Theory	\$ 135,000	\$0
Language Learning Center	\$0	\$ 76,000
Law, Societies and Justice Program	\$ 90,017	\$0
Public Performing Arts	\$ 21,565	\$ 107,338
School of Art	\$ 48,000	\$0
School of Music	\$ 300,000	\$0
Thomas Burke Memorial Washington State Museum	\$ 47,533	\$ 85,495
Total :	\$ 35,314,350	\$ 37,901,990

Assuming acceptance of all awards by the Board of Regents

Summary of Grant Awards**Fiscal Year 2007-2008***Excluding private awards from Foundations, Industry, Associations and Others*

Month	RESEARCH AND OTHER		TRAINING		Total Grants
	Federal	Non-Federal	Federal	Non-Federal	
July	\$ 54,392,780	\$ 1,031,886	\$ 7,034,788	\$ 0	\$ 62,459,460
August	\$ 106,644,800	\$ 2,487,815	\$ 10,875,880	\$ 199,000	\$ 120,207,500
September	\$ 54,887,540	\$ 855,616	\$ 11,260,000	\$ 0	\$ 67,003,160
October	\$ 69,439,460	\$ 3,387,818	\$ 6,360,827	\$ 194,787	\$ 79,382,900
Year to Date	\$ 285,364,600	\$ 7,763,135	\$ 35,531,490	\$ 393,787	\$ 329,053,000

Assuming acceptance of all awards by the Board of Regents

Summary of Grant Awards**Fiscal Year 2007-2008***Private awards from Foundations, Industry, Associations and Others*

Month	RESEARCH AND OTHER	TRAINING	Total Grants
July	\$ 5,529,786	\$ 223,067	\$ 5,752,853
August	\$ 12,792,000	\$ 604,407	\$ 13,396,400
September	\$ 16,434,390	\$ 237,863	\$ 16,672,250
October	\$ 25,846,500	\$ 150,020	\$ 25,996,520
Year to Date	\$ 60,602,670	\$ 1,215,357	\$ 61,818,030

Assuming acceptance of all awards by the Board of Regents

Summary of Contract Awards					
Fiscal Year 2007-2008					
Month	RESEARCH AND OTHER		TRAINING		Total Contracts
	Federal	Non-Federal	Federal	Non-Federal	
July	\$ 496,481	\$ 8,486,723	\$ 0	\$ 5,370,224	\$ 14,353,430
August	\$ 4,778,947	\$ 5,840,805	\$ 2,977	\$ 238,528	\$ 10,861,260
September	\$ 8,132,220	\$ 7,054,878	\$ 1,273	\$ 1,619,535	\$ 16,807,910
October	\$ 6,481,776	\$ 9,653,934	\$ 50,000	\$ 1,839,108	\$ 18,024,820
Year to Date	\$ 19,889,420	\$ 31,036,340	\$ 54,250	\$ 9,067,395	\$ 60,047,410

Assuming acceptance of all awards by the Board of Regents

Report of Grant and Contract Awards of \$1,000,000 or More

October 2007

**Requiring action of
The Board of Regents
of the
University of Washington**

**Office of Research
Office of Sponsored Programs**

Detail of Public Grant Awards

Federal

US Department of Defense (DOD)

Office of Naval Research (ONR)

To: Russell E Mc Duff, Professor \$ 1,267,056
School of Oceanography

For: ONR Ship Operations

Eff: 6/1/2007

Total for Office of Naval Research (ONR): \$ 1,267,056

Total for US Department of Defense (DOD): \$ 1,267,056

US Department of Education (DOEd)

US Department of Education (DOEd)

To: Loueta D. Johnson, Director \$ 2,956,863
Vp Minority Affairs

For: Two Valleys One Vision GEAR UP program 2006-2012

Eff: 9/29/2007

Total for US Department of Education (DOEd): \$ 2,956,863

Total for US Department of Education (DOEd): \$ 2,956,863

US Department of Energy (DOE)

US Department of Energy (DOE)

To: Caroline Harwood, Professor \$ 1,000,000
Department of Microbiology

For: Redirection of Metabolism for Hydrogen Production

Eff: 9/1/2007

Total for US Department of Energy (DOE): \$ 1,000,000

Total for US Department of Energy (DOE): \$ 1,000,000

US Department of Health and Human Services (DHHS)

Centers for Disease Control and Prevention (CDC)

To: Mark W. Oberle, Associate Dean \$ 1,274,502
Public Health Interdisciplinary Programs

For: Center of Excellence in Public Health Informatics

Eff: 9/30/2007

To: Jeffrey R Harris, Professor \$ 2,583,074
Department of Health Services

For: Health Promotion Research Center and Special Interest Projects

Eff: 9/30/2007

To: Jeffrey R Harris, Professor \$ 1,281,482
Department of Health Services

For: Centers of Excellence in Health Marketing and Health Communication

Eff: 9/30/2007

Total for Centers for Disease Control and Prevention (CDC): \$ 5,139,058

Health Resources and Services Administration (HRSA)

To: King K. Holmes, Professor \$ 1,431,056
Department of Medicine

For: International AIDS Education and Training Center

Detail of Public Grant Awards

Federal

US Department of Health and Human Services (DHHS)

Health Resources and Services Administration (HRSA)

Eff: 4/1/2007

Total for Health Resources and Services Administration (HRSA): \$ 1,431,056

National Institutes of Health (NIH)

To: Dagmar Amtmann, Research Assistant Professor \$ 1,563,681
Department of Rehabilitation Medicine

For: UW Center on Outcome Research in Rehabilitation

Eff: 8/1/2007

To: King K. Holmes, Professor \$ 1,656,393
Department of Medicine

For: University of Washington STI-TM Cooperative Research Center Y17

Eff: 9/1/2007

National Center for Research Resources (NCRR)

To: Mary L. Disis, Professor \$ 1,864,127
Department of Medicine

For: Institute for Translational Health Sciences (ITHS)

Eff: 9/17/2007

To: Mary L. Disis, Professor \$ 8,074,693
Department of Medicine

For: Institute for Translational Health Sciences (ITHS)

Eff: 9/17/2007

Total for National Center for Research Resources (NCRR): \$ 9,938,820

National Human Genome Research Institute (NHGRI)

To: John A Stamatoyannopoulos, Assistant Professor \$ 3,114,596
Department of Genome Sciences

For: A comprehensive catalog of human DNaseI hypersensitive sites

Eff: 9/29/2007

Total for National Human Genome Research Institute (NHGRI): \$ 3,114,596

National Institute of Diabetes and Digestive and Kidney Diseases (NIDDK)

To: Alan Chait, Professor \$ 1,034,122
Department of Medicine

For: Clinical Nutrition Research Unit

Eff: 7/1/2007

Total for National Institute of Diabetes and Digestive and Kidney Diseases (NIDDK): \$ 1,034,122

Total for National Institutes of Health (NIH): \$ 17,307,612

Total for US Department of Health and Human Services (DHHS): \$ 23,877,726

Other Federal

National Oceanic and Atmospheric Administration (NOAA)

To: Edward Sarachik, Professor \$ 1,360,000
Department of Atmospheric Sciences

For: Center for Science in the Earth System 2007-2008

Eff: 4/2/2001

To: Thomas Ackerman, Director \$ 6,510,136

Detail of Public Grant Awards

Federal

Other Federal

National Oceanic and Atmospheric Administration (NOAA)

Joint Institute for Study of the Atmosphere and Ocean (JISAO)

For: Joint Institute for the Study of the Atmosphere & Ocean: Tasks I & II

Eff: 4/2/2001

Total for National Oceanic and Atmospheric Administration (NOAA): \$ 7,870,136

Total for Other Federal: \$ 7,870,136

Total for Federal: \$ 36,971,781

Other Government (not in Washington)

Arizona State University

To: Babak Amirparviz, Assistant Professor \$ 1,685,295
Electrical Engineering

For: CEGS: Microscale Life Sciences Center

Eff: 1/1/2007

Total for Arizona State University: \$ 1,685,295

Total for Other Government (not in Washington): \$ 1,685,295

Total Public Grants: \$ 38,657,076

Detail of Private Grant Awards

Foundations

Bill and Melinda Gates Foundation

To: Christopher T. Coward, Director \$ 2,000,000
Information School

For: Research on Library Systems and the Environment for Public
Access to ICT in Selected Countries

Eff: 9/21/2007

To: Connie L. Celum, Professor \$ 15,168,648
Department of Medicine

For: HSV-2 Suppression to Prevent HIV Transmission

Eff: 5/1/2003

Total for Bill and Melinda Gates Foundation: \$ 17,168,648

Total for Foundations: \$ 17,168,648

Total Private Grants: \$ 17,168,648

Detail of Contract Awards

Federal

US Department of Health and Human Services (DHHS)

National Institutes of Health (NIH)

To: Jeffrey L. Probstfield, Professor \$ 2,576,032
Department of Medicine

For: ACCORD-Memory In Diabetics

Eff: 8/1/2007

Total for National Institutes of Health (NIH): \$ 2,576,032

Total for US Department of Health and Human Services (DHHS): \$ 2,576,032

Total for Federal: \$ 2,576,032

Associations and Non-Profits

George Washington University

To: Santica M. Marcovina, Research Professor \$ 1,250,044
Department of Medicine

For: Diabetes Prevention Program Outcome Study (DPPOS) - CBL

Eff: 2/1/2007

Total for George Washington University: \$ 1,250,044

Total for Associations and Non-Profits: \$ 1,250,044

State of Washington

Washington State Department of Social and Health Services (DSHS)

To: Therese M. Grant, Assoc Professor \$ 2,491,608
Department of Psychiatry

For: Parent-Child Assistance Program

Eff: 7/1/2007

Total for Washington State Department of Social and Health Services (DSHS): \$ 2,491,608

Total for State of Washington: \$ 2,491,608

Total Contracts: \$ 6,317,684

Grand Total for all Awards \$ 62,143,408