

VII. STANDING COMMITTEES

B. Finance, Audit and Facilities Committee

UW

Report of Contributions

University of Washington
University of Washington Foundation

October and November, 2007

UW FOUNDATION REPORT OF CONTRIBUTIONS · OCTOBER 2007

NOTES AS OF OCTOBER 31, 2007

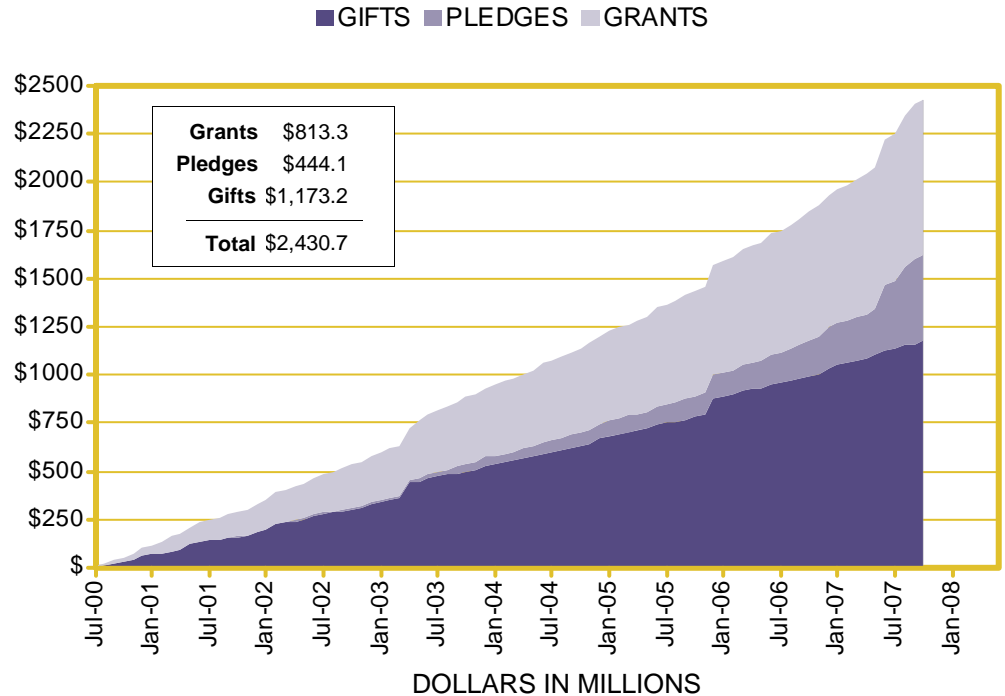
DATA POINTS

\$2,430,677,184 has been raised toward our campaign goal of \$2.5 billion.

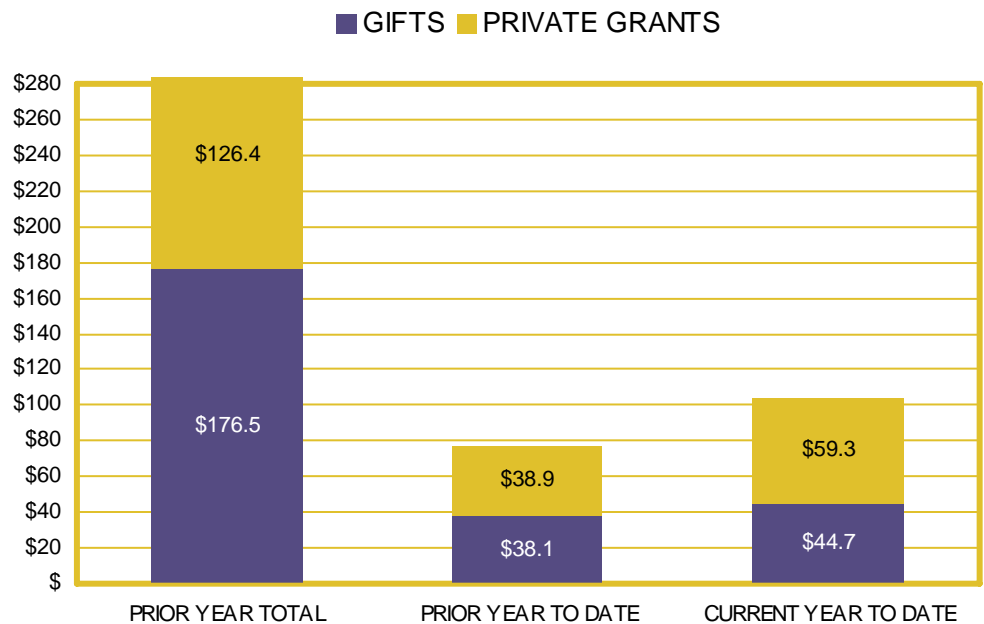
The UW received \$21.5 million in total private voluntary support (\$11.1 million in gifts and \$10.4 in grants) in October.

Areas including Architecture, Arts and Sciences, Broadcast Services, Forest Resources, Information School, Intercollegiate Athletics, Law, Libraries, Ocean and Fisheries, Pharmacy, Public Health, Scholar. & Student Progs., Social Work and UW Medicine are ahead of last year's year-to-date totals.

FUNDRAISING PROGRESS SINCE JULY 1, 2000



CURRENT GIFT AND PRIVATE GRANT TOTALS



OCTOBER 2007 GIFTS AND IMPACT

Selected gifts representing private support for one of the University of Washington's key fundraising priorities -- student, faculty, program and facility support.FOMA

Lenore Hanauer – \$1,000,382 to the College of Arts and Sciences

- Ms. Hanauer's gift to the Hanauer History Discretionary Fund will be used by the Chair of the department of History for four critical areas: graduate support, outreach, faculty research and travel, and support for Jon Bridgman's lecture series, teaching, and outreach activities.
- Ms. Hanauer attended the UW and completed her degree in history in 1984, occasionally attending the same classes as her two grown sons. The entire family became close to Jon Bridgman, UW Professor Emeritus of History who continues to host very popular annual lecture series.
- Discretionary support is key for schools and colleges; providing them with maximum flexibility to address immediate and high priority needs and to leverage other resources.

Jim and Nancy Kenagy – \$10,000 to the Graduate School

- The Jim and Nancy Kenagy Endowed Fellowship will provide financial assistance to graduate students seeking a Ph.D. in the biological sciences at the University of Washington, specifically to students studying natural history, ecology, evolution, or systematics of natural populations of organisms in the field.
- The gift will benefit Graduate Opportunities & Minority Achievement Program (GO-MAP) fellows, enabling the department to better attract and support a broadly diverse graduate population and train them to take on leadership roles in society.
- Dr. Kenagy is a Zoology Professor and Curator of Mammals at the Burke Museum. The Kenagy Endowment will receive a 100% match via the University's Faculty/Staff/Retiree Campaign for Students.

Dr. Nancy Robinson – \$50,000 to Scholarships and Student Programs

- Dr. Robinson's gift is a lead gift for a Students First Endowment that will help financially needy Early Entrance Program and UW Academy students at the Halbert and Nancy Robinson Center for Young Scholars fund the cost of attending the University of Washington. The Robinson endowment may fund required components of the cost of education at the University including all standard and reasonable educational expenses.
- In 1977 the Early Entrance Program welcomed its first two students to the UW campus. By this fall, the Center's 30th anniversary, the number of students involved in the Robinson Center had climbed to more than 550 students.
- Until the end of Campaign UW: Creating Futures on June 30, 2008, the University will match at 50 percent any qualifying gift to needs-based Students First scholarships for undergraduates, graduate or professional students at any of the three campuses.





REPORT OF CONTRIBUTIONS

October 2007

CAMPAIGN UW: CREATING FUTURES

Report prepared by: Office of Development and Alumni Relations
Advancement Services, Information Management

11/9/2007 04:21 PM

TABLE OF CONTENTS

Campaign Progress to Date*	1
Campaign Progress by Giving Level*	2
Campaign Progress Pyramid*	3
Campaign Progress by Constituency*	4
Campaign Theme Progress*	5
Development Area Summary - Total Private Voluntary Support	6
Development Area Summary - Gifts and Private Grants	7
Development Area Summary - Gifts	8
Complete Fiscal Year Comparison	9
Year to Date Contribution Totals	10
Development Activity by Donor Type	11
Alumni Participation by Constituency	12

*All Campaign totals represented are from July 1, 2000 through the end of the preceeding calendar month. Please note that grant revenue totals in Campaign Reports may contain clinical trials. Fundraising totals from all affiliated non-profit organizations are also included in UW Campaign totals.

The UW Campaign Executive Committee developed the counting policy for Campaign reports, based on Council for Advancement and Support of Education (CASE) campaign counting standards.

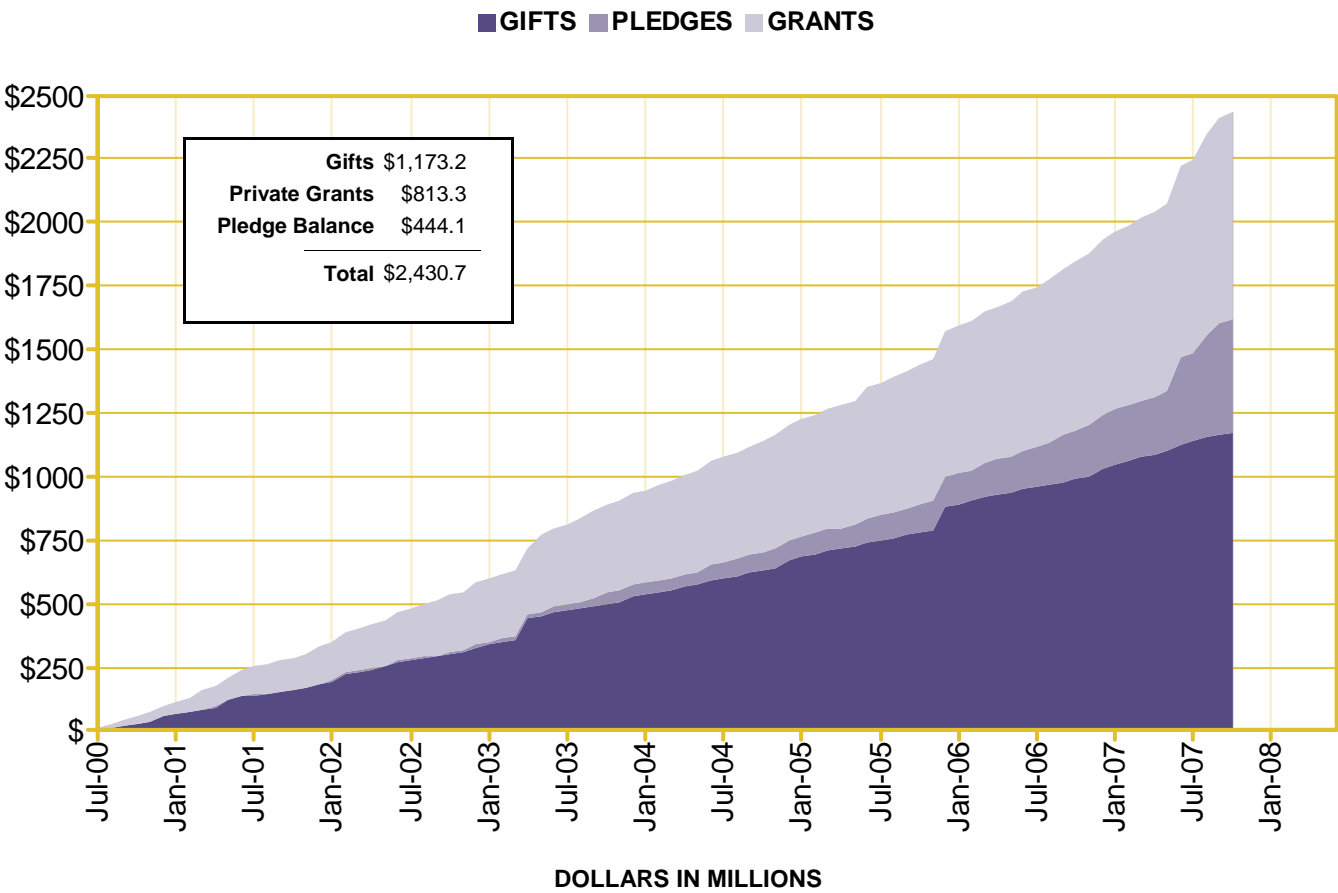
Annual reporting is July 1, 2007 through the end of the preceeding calendar month.

Job Number: 77595
October 2007

Table of Contents



CAMPAIGN PROGRESS SINCE JULY 1, 2000



Source: UW Office of Development

Summarizes Total Private Voluntary Support since July 1, 2000. Testamentary Commitments included in Pledge Balance total. All dollar totals in millions.

CAMPAIGN PROGRESS BY GIVING LEVEL

DOLLARS RAISED							
Gifts, Pledges & Grants							
Giving Level *	Alumni	Non Alumni	Family Fndns.	Corporations	Foundations	Other Orgs.	Total
\$100M+	\$0	\$35,220	\$0	\$0	\$415,080,051	\$0	\$415,115,271
\$50M - \$99,999,999	\$0	\$0	\$0	\$0	\$0	\$0	\$0
\$10M - \$49,999,999	\$53,114,683	\$77,655,933	\$72,342,500	\$77,409,722	\$112,384,356	\$61,672,542	\$454,579,736
\$5M - \$9,999,999	\$29,867,572	\$23,762,796	\$0	\$54,835,147	\$52,104,286	\$61,180,902	\$221,750,703
\$1M - \$4,999,999	\$147,208,231	\$72,513,609	\$33,075,382	\$137,482,019	\$111,241,812	\$101,400,027	\$602,921,080
\$100,000 - \$999,999	\$106,416,321	\$80,258,026	\$26,123,179	\$137,464,024	\$69,331,069	\$62,136,445	\$481,729,064
\$25,000 - \$99,999	\$30,168,793	\$22,453,550	\$3,185,783	\$32,570,999	\$8,549,028	\$11,337,280	\$108,265,433
\$10,000 - \$24,999	\$21,393,034	\$15,312,466	\$841,620	\$11,041,252	\$1,766,466	\$2,322,218	\$52,677,056
\$5,000 - \$9,999	\$13,402,669	\$10,309,617	\$275,818	\$5,162,126	\$614,334	\$790,506	\$30,555,070
\$2,000 - \$4,999	\$10,424,438	\$8,324,633	\$68,678	\$3,466,880	\$276,498	\$536,932	\$23,098,058
\$1,000 - \$1,999	\$6,607,845	\$5,391,512	\$21,555	\$1,496,344	\$80,993	\$243,195	\$13,841,445
\$500 - \$999	\$5,752,886	\$4,407,922	\$5,460	\$746,131	\$32,125	\$98,961	\$11,043,485
\$250 - \$499	\$3,779,447	\$2,381,154	\$2,000	\$317,078	\$11,855	\$45,558	\$6,537,092
\$100 - \$249	\$3,053,448	\$2,238,620	\$2,515	\$298,736	\$8,217	\$34,484	\$5,636,020
\$1 - \$99	\$1,531,295	\$1,305,429	\$239	\$78,146	\$971	\$11,591	\$2,927,671
Total	\$432,720,660	\$326,350,487	\$135,944,729	\$462,368,605	\$771,482,062	\$301,810,641	\$2,430,677,184
DONOR COUNTS							
Giving Level	Alumni	Non Alumni	Family Fndns.	Corporations	Foundations	Other Orgs.	Total
\$100M+	0	2	0	0	1	0	3
\$50M - \$99,999,999	0	0	0	0	0	0	0
\$10M - \$49,999,999	13	9	4	5	6	4	41
\$5M - \$9,999,999	7	9	0	7	8	8	39
\$1M - \$4,999,999	118	108	16	67	50	49	408
\$100,000 - \$999,999	621	696	79	501	205	201	2,303
\$25,000 - \$99,999	1,208	1,186	75	703	174	224	3,570
\$10,000 - \$24,999	2,576	2,423	59	821	123	158	6,160
\$5,000 - \$9,999	3,422	3,326	45	864	102	129	7,888
\$2,000 - \$4,999	5,511	5,857	25	1,331	96	194	13,014
\$1,000 - \$1,999	7,333	7,562	19	1,351	67	211	16,543
\$500 - \$999	11,321	11,063	12	1,350	54	168	23,968
\$250 - \$499	13,762	11,386	7	1,095	37	148	26,435
\$100 - \$249	23,637	23,301	17	2,309	56	268	49,588
\$1 - \$99	43,819	46,581	5	2,010	23	328	92,766
Total	113,348	113,509	363	12,414	1,002	2,090	242,726


Source: UW Office of Development & Alumni Relations

This report shows the count of distinct donors and campaign total by giving level and donor type since July 1, 2000.

**"Giving Level" is determined by summing all gift record types (including grants)



CAMPAIGN PROGRESS BY PYRAMID, SINCE JULY 1, 2000



242,726 Donor Count

Campaign Total: \$2,430,677,184

*Campaign Working Goal: \$2,500,000,000

Percent Complete: 97.2%

Source: UW Office of Development

The counts of distinct donors and fundraising totals by giving level are shown.

*Unit campaign goals are still being finalized.

Pyramid Levels are determined by summing all gift record types (including grants)



CAMPAIGN PROGRESS BY CONSTITUENCY

	GIFTS	Irrevocable Deferred Gifts		¹ PLEDGES	Testamentary Commitments		² GRANTS	Campaign - Private Voluntary Support		
		Donor Value	Discount Value		Donor Value	Discount Value		TOTAL	³ Working Goal	% of Goal
UW Medicine	\$318,031,318	\$11,624,834	\$7,019,121	\$175,940,904	\$29,701,186	\$10,798,245	\$430,197,774	\$965,496,016	\$1,000,000,000	96.5%
Architecture	\$8,392,369	\$2,244,117	\$1,270,276	\$1,167,832	\$2,275,000	\$1,311,271	\$4,043,804	\$18,123,122	\$19,000,000	95.4%
Arts and Sciences	\$124,335,471	\$6,955,983	\$4,911,394	\$8,880,991	\$38,156,000	\$24,499,673	\$77,513,332	\$255,841,777	\$240,000,000	106.6%
Broadcast Services	\$55,279,771	\$0	\$0	\$15,182	\$0	\$0	\$0	\$55,294,952	N/A	N/A
Business School	\$72,328,330	\$1,027,036	\$811,185	\$72,816,180	\$7,915,271	\$5,416,671	\$368,335	\$154,455,152	\$135,000,000	114.4%
Dentistry	\$8,483,411	\$246,992	\$191,357	\$2,286,043	\$910,000	\$508,954	\$4,300,296	\$16,226,743	\$15,000,000	108.2%
Education	\$11,428,642	\$48,552	\$45,881	\$2,517,710	\$2,050,000	\$1,261,668	\$15,431,939	\$31,476,842	\$23,000,000	136.9%
Engineering	\$142,097,683	\$2,659,904	\$1,844,942	\$7,479,261	\$7,464,691	\$2,978,632	\$82,278,035	\$241,979,573	\$250,000,000	96.8%
Evans Schl. of Pub. Affairs	\$12,217,443	\$81,135	\$114,706	\$1,117,813	\$500,000	\$265,793	\$41,469,171	\$55,385,562	\$40,000,000	138.5%
Forest Resources	\$10,212,615	\$646,572	\$562,957	\$54,680	\$2,915,000	\$1,609,906	\$4,162,621	\$17,991,487	\$17,700,000	101.6%
Friday Harbor Labs	\$6,304,744	\$153,242	\$90,816	\$179,156	\$5,255,000	\$2,978,876	\$862,743	\$12,754,885	\$12,000,000	106.3%
Information School	\$3,276,072	\$25,000	\$25,070	\$275,926	\$100,000	\$64,666	\$4,241,458	\$7,918,456	\$5,000,000	158.4%
Intercollegiate Athletics	\$116,712,930	\$246,570	\$179,922	\$4,467,883	\$260,000	\$160,402	\$0	\$121,687,384	\$110,000,000	110.6%
Law	\$62,669,136	\$71,186	\$46,904	\$831,009	\$674,988	\$417,533	\$1,176,222	\$65,422,540	\$70,000,000	93.5%
Libraries	\$6,789,112	\$442,146	\$381,541	\$70,073	\$1,893,000	\$829,910	\$475,708	\$9,670,039	\$9,000,000	107.4%
Nursing	\$11,674,262	\$3,295,000	\$2,549,270	\$771,129	\$3,472,799	\$1,758,022	\$9,311,088	\$28,524,278	\$24,000,000	118.9%
Ocean and Fisheries	\$14,505,539	\$5,823,186	\$2,742,236	\$54,688	\$0	\$0	\$32,297,261	\$52,680,674	\$34,000,000	154.9%
Pharmacy	\$10,153,525	\$0	\$0	\$532,075	\$1,000,000	\$310,068	\$6,701,385	\$18,386,985	\$10,260,000	179.2%
President's Funds	\$8,696,980	\$788,472	\$690,676	\$329,085	\$11,230,000	\$4,709,801	\$0	\$21,044,537	N/A	N/A
Public Health	\$14,268,070	\$50,259	\$39,563	\$9,867,804	\$0	\$0	\$73,144,027	\$97,330,159	\$90,000,000	108.1%
Scholar. & Student Progs.	\$42,532,304	\$1,826,486	\$814,919	\$2,613,168	\$6,718,333	\$3,513,133	\$1,864,332	\$55,554,623	\$40,000,000	138.9%
Social Work	\$6,274,851	\$290,566	\$183,270	\$6,093,380	\$0	\$0	\$7,184,921	\$19,843,718	\$10,000,000	198.4%
University Press	\$3,893,625	\$108,239	\$93,710	\$15,290	\$0	\$0	\$0	\$4,017,154	\$3,000,000	133.9%
University Support	\$35,981,242	\$2,130,448	\$1,123,146	\$4,131,867	\$4,050,000	\$2,173,350	\$15,448,370	\$61,741,928	N/A	N/A
UW Bothell	\$2,615,640	\$0	\$0	\$45,015	\$0	\$0	\$750,500	\$3,411,155	\$3,500,000	97.5%
UW Tacoma	\$23,095,851	\$195,000	\$181,257	\$12,321,334	\$2,725,000	\$1,535,533	\$80,257	\$38,417,441	\$35,000,000	109.8%
All UW Total	\$1,132,250,935	\$40,980,925	\$25,914,119	\$314,875,478	\$129,266,268	\$67,102,107	\$813,303,578	\$2,430,677,184	\$2,500,000,000	97.2%

Source: UW Office of Development

Fundraising progress toward campaign working goals by constituency area (school/college/program). Campaign total is the sum of gifts, grants, active pledges and donor values of irrevocable deferred gifts and testamentary commitments. "N/A" is not applicable. 1 - "Pledges" are those in active status only. 2 - "Grants" are private grants only. 3 - Unit campaign working goals are still being finalized.

Job Number: 77595
October 2007

Campaign Progress by Constituency - Since July 2000



CAMPAIGN FUNDING THEME PROGRESS - JULY 2000 - PRESENT

THEME	CURRENT USE	ENDOWMENT	TOTAL
Student Support	\$107,396,281	\$196,345,143	\$303,741,424
Faculty Support	\$96,280,353	\$156,500,883	\$252,781,236
Program Support for Faculty and Students	\$1,190,122,335	\$154,484,567	\$1,344,606,902
Capital	\$294,056,206	\$1,778,269	\$295,834,475
Unrestricted	\$201,425,449	\$32,287,697	\$233,713,146
Total	\$1,889,280,625	\$541,396,559	\$2,430,677,184
Goal	\$2,000,000,000	\$500,000,000	\$2,500,000,000
% to Goal	94.5%	108.3%	97.2%

Source: UW Office of Development

This report shows contribution totals by campaign theme/priority since July 1, 2000.

Job Number: 77595

October 2007

Campaign Theme Progress



DEVELOPMENT SUMMARY - TOTAL PRIVATE VOLUNTARY SUPPORT

AREA	YEAR TO DATE DONOR VALUES		
	GIFTS	PRIVATE GRANTS	TOTAL
UW Seattle			
UW Medicine	\$14,905,528	\$42,512,649	\$57,418,177
Architecture	\$357,728	\$52,500	\$410,228
Arts and Sciences	\$8,855,420	\$1,827,690	\$10,683,110
Broadcast Services	\$3,076,590		\$3,076,590
Business School	\$2,103,039		\$2,103,039
Dentistry	\$271,985	\$34,964	\$306,949
Education	\$298,350	\$99,000	\$397,350
Engineering	\$3,901,417	\$627,904	\$4,529,321
Evans Schl. of Pub. Affairs	\$233,191	\$727,714	\$960,905
Forest Resources	\$266,720	\$255,902	\$522,622
Graduate School	\$624,462	\$69,558	\$694,020
Information School	\$110,302	\$2,745,000	\$2,855,302
Intercollegiate Athletics	\$4,171,257		\$4,171,257
Law	\$1,228,001		\$1,228,001
Libraries	\$209,878		\$209,878
Nursing	\$733,331	\$759,963	\$1,493,294
Ocean and Fisheries	\$195,790	\$5,334,106	\$5,529,896
Pharmacy	\$140,458	\$625,596	\$766,054
President's Funds	\$164,325		\$164,325
Public Health	\$141,817	\$3,454,254	\$3,596,072
Scholar. & Student Progs.	\$1,191,871		\$1,191,871
Social Work	\$35,725	\$157,903	\$193,628
UW Alumni Association	\$289,704		\$289,704
University Press	\$118,004		\$118,004
University Support	\$733,556		\$733,556
UW Bothell	\$34,562		\$34,562
UW Tacoma	\$303,283		\$303,283
All UW Total	\$44,696,312	\$59,284,704	\$103,981,016

Source: UW Office of Development

Contribution totals for the major Development areas of the University are shown.

Job Number: 77595

October 2007

Development Area Summary - Total Private Voluntary Support



DEVELOPMENT SUMMARY - GIFTS AND PRIVATE GRANTS

AREA	CURRENT MONTH		YEAR TO DATE		PRIOR YEAR TO DATE		PRIOR FISCAL YEAR	
	Donors	Value	Donors	Value	Donors	Value	Donors	Value
UW Seattle								
UW Medicine	3,388	\$7,237,994	6,686	\$57,418,177	6,105	\$34,468,927	18,369	\$106,235,847
Architecture	59	\$188,518	281	\$410,228	220	\$324,769	1,511	\$1,285,219
Arts and Sciences	1,806	\$3,957,129	4,781	\$10,683,110	5,961	\$8,953,348	17,118	\$34,367,909
Broadcast Services	1,063	\$1,240,471	1,793	\$3,076,590	2,162	\$2,724,425	4,560	\$10,835,348
Business School	760	\$274,359	2,076	\$2,103,039	2,008	\$2,827,686	4,542	\$16,631,593
Dentistry	255	\$96,525	494	\$306,949	576	\$447,354	1,410	\$1,721,826
Education	95	\$112,986	570	\$397,350	700	\$1,318,467	1,869	\$4,112,575
Engineering	925	\$1,099,082	1,770	\$4,529,321	1,756	\$5,122,975	4,586	\$26,027,370
Evans Schl. of Pub. Affairs	39	\$153,410	107	\$960,905	150	\$1,398,144	522	\$7,146,491
Forest Resources	40	\$63,690	341	\$522,622	244	\$417,988	1,208	\$1,929,058
Graduate School	48	\$550,338	79	\$694,020	191	\$1,106,477	415	\$2,481,332
Information School	100	\$2,046,136	346	\$2,855,302	365	\$315,010	651	\$686,093
Intercollegiate Athletics	473	\$540,074	3,428	\$4,171,257	3,149	\$3,667,124	24,151	\$21,911,161
Law	267	\$409,033	481	\$1,228,001	283	\$500,027	2,019	\$2,960,515
Libraries	332	\$67,103	664	\$209,878	438	\$96,321	4,428	\$1,143,601
Nursing	143	\$401,402	398	\$1,493,294	434	\$4,079,429	1,849	\$6,185,723
Ocean and Fisheries	72	\$103,549	178	\$5,529,896	224	\$1,619,574	790	\$7,085,809
Pharmacy	95	\$412,268	281	\$766,054	313	\$545,232	1,153	\$3,527,989
President's Funds	150	\$39,757	646	\$164,325	567	\$84,936	2,096	\$726,232
Public Health	98	\$1,406,513	198	\$3,596,072	278	\$2,863,610	788	\$11,799,217
Scholar. & Student Progs.	879	\$524,062	2,535	\$1,191,871	910	\$603,881	3,881	\$13,158,596
Social Work	109	\$59,372	221	\$193,628	179	\$181,814	980	\$5,996,397
UW Alumni Association	1,674	\$80,392	5,727	\$289,704	7,665	\$342,063	24,884	\$1,216,529
University Press	43	\$8,905	108	\$118,004	114	\$1,523,483	311	\$1,822,053
University Support	121	\$370,644	758	\$733,556	819	\$454,988	2,365	\$7,142,087
UW Bothell	34	\$3,581	92	\$34,562	109	\$145,396	647	\$406,048
UW Tacoma	84	\$33,042	204	\$303,283	198	\$817,042	810	\$4,346,953
All UW Unique Total	12,448	\$21,480,347	32,281	\$103,981,016	32,831	\$76,950,503	105,353	\$302,889,584

Source: UW Office of Development

The number of donors and contribution totals for the major Development areas of the University are shown.
Dollar values are based on donor values.

Job Number: 77595

October 2007

Development Area Summary - Gifts and Private Grants



DEVELOPMENT SUMMARY - GIFTS

AREA	CURRENT MONTH		YEAR TO DATE		PRIOR YEAR TO DATE		PRIOR FISCAL YEAR	
	Donors	Value	Donors	Value	Donors	Value	Donors	Value
UW Seattle								
UW Medicine	3,328	\$1,999,866	6,532	\$14,905,528	5,956	\$8,095,506	18,109	\$35,839,896
Architecture	59	\$188,518	279	\$357,728	218	\$264,769	1,504	\$1,015,838
Arts and Sciences	1,791	\$3,061,420	4,750	\$8,855,420	5,932	\$5,145,667	17,051	\$22,448,302
Broadcast Services	1,063	\$1,240,471	1,793	\$3,076,590	2,162	\$2,724,425	4,560	\$10,835,348
Business School	760	\$274,359	2,076	\$2,103,039	2,007	\$2,799,339	4,541	\$16,603,246
Dentistry	255	\$96,525	493	\$271,985	573	\$383,228	1,400	\$1,302,793
Education	94	\$38,986	568	\$298,350	695	\$490,100	1,859	\$1,560,076
Engineering	922	\$876,065	1,758	\$3,901,417	1,732	\$3,257,111	4,531	\$15,097,858
Evans Schl. of Pub. Affairs	39	\$153,410	100	\$233,191	139	\$147,203	503	\$2,577,597
Forest Resources	38	\$21,690	336	\$266,720	241	\$385,547	1,191	\$1,416,624
Graduate School	47	\$547,738	76	\$624,462	188	\$929,885	410	\$1,665,861
Information School	99	\$46,136	344	\$110,302	362	\$141,286	648	\$436,870
Intercollegiate Athletics	473	\$540,074	3,428	\$4,171,257	3,149	\$3,667,124	24,151	\$21,911,161
Law	267	\$409,033	481	\$1,228,001	282	\$475,027	2,015	\$2,773,835
Libraries	332	\$67,103	664	\$209,878	438	\$96,321	4,428	\$1,143,601
Nursing	141	\$361,402	393	\$733,331	431	\$3,904,492	1,842	\$5,457,618
Ocean and Fisheries	68	\$55,875	167	\$195,790	217	\$788,809	763	\$2,515,555
Pharmacy	91	\$50,282	276	\$140,458	309	\$257,479	1,144	\$1,707,704
President's Funds	150	\$39,757	646	\$164,325	567	\$84,936	2,096	\$726,232
Public Health	93	\$20,034	182	\$141,817	264	\$191,027	749	\$669,251
Scholar. & Student Progs.	879	\$524,062	2,535	\$1,191,871	910	\$603,881	3,881	\$12,158,596
Social Work	108	\$12,255	218	\$35,725	175	\$29,365	970	\$4,249,650
UW Alumni Association	1,674	\$80,392	5,727	\$289,704	7,665	\$342,063	24,884	\$1,216,529
University Press	43	\$8,905	108	\$118,004	114	\$1,523,483	311	\$1,822,053
University Support	121	\$370,644	758	\$733,556	816	\$369,288	2,358	\$4,590,672
UW Bothell	34	\$3,581	92	\$34,562	109	\$145,396	647	\$406,048
UW Tacoma	84	\$33,042	204	\$303,283	196	\$811,475	808	\$4,341,386
All UW Unique Total	12,361	\$11,121,637	32,069	\$44,696,312	32,619	\$38,054,245	104,934	\$176,490,215

Source: UW Office of Development

The number of donors and contribution totals (gifts only) for the major Development areas of the University are shown. Dollar values are based on donor values.

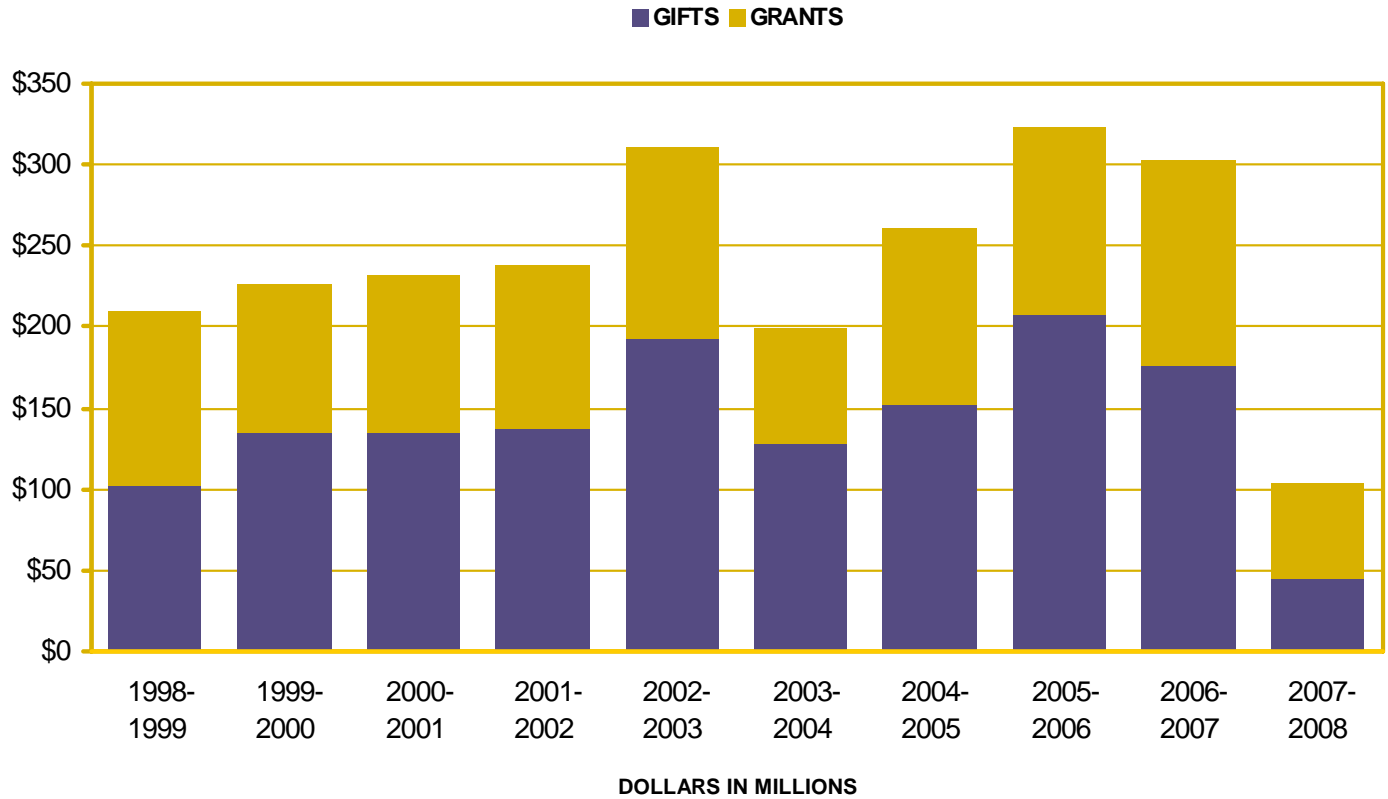
Job Number: 77595

October 2007

Development Area Summary - Gifts



COMPLETE FISCAL YEAR COMPARISON OF TOTAL CONTRIBUTIONS RECEIVED



FISCAL YEAR	GIFTS	GRANTS	TOTAL CONTRIBUTIONS
2007- 2008	\$44,696,312	\$59,284,704	\$103,981,016
2006- 2007	\$176,490,215	\$126,399,369	\$302,889,584
2005- 2006	\$207,744,231	\$115,261,186	\$323,005,417
2004- 2005	\$151,969,925	\$108,802,371	\$260,772,296
2003- 2004	\$128,174,367	\$71,603,323	\$199,777,690
2002- 2003	\$192,573,183	\$118,677,722	\$311,250,905
2001- 2002	\$137,959,340	\$100,820,547	\$238,779,887
2000- 2001	\$134,805,190	\$97,112,979	\$231,918,169
1999- 2000	\$134,037,997	\$91,536,165	\$225,574,162
1998- 1999	\$102,925,077	\$107,619,586	\$210,544,663

Source: UW Office of Development

This graph compares the current fiscal year's contribution totals to each of the previous nine fiscal year's contribution totals.

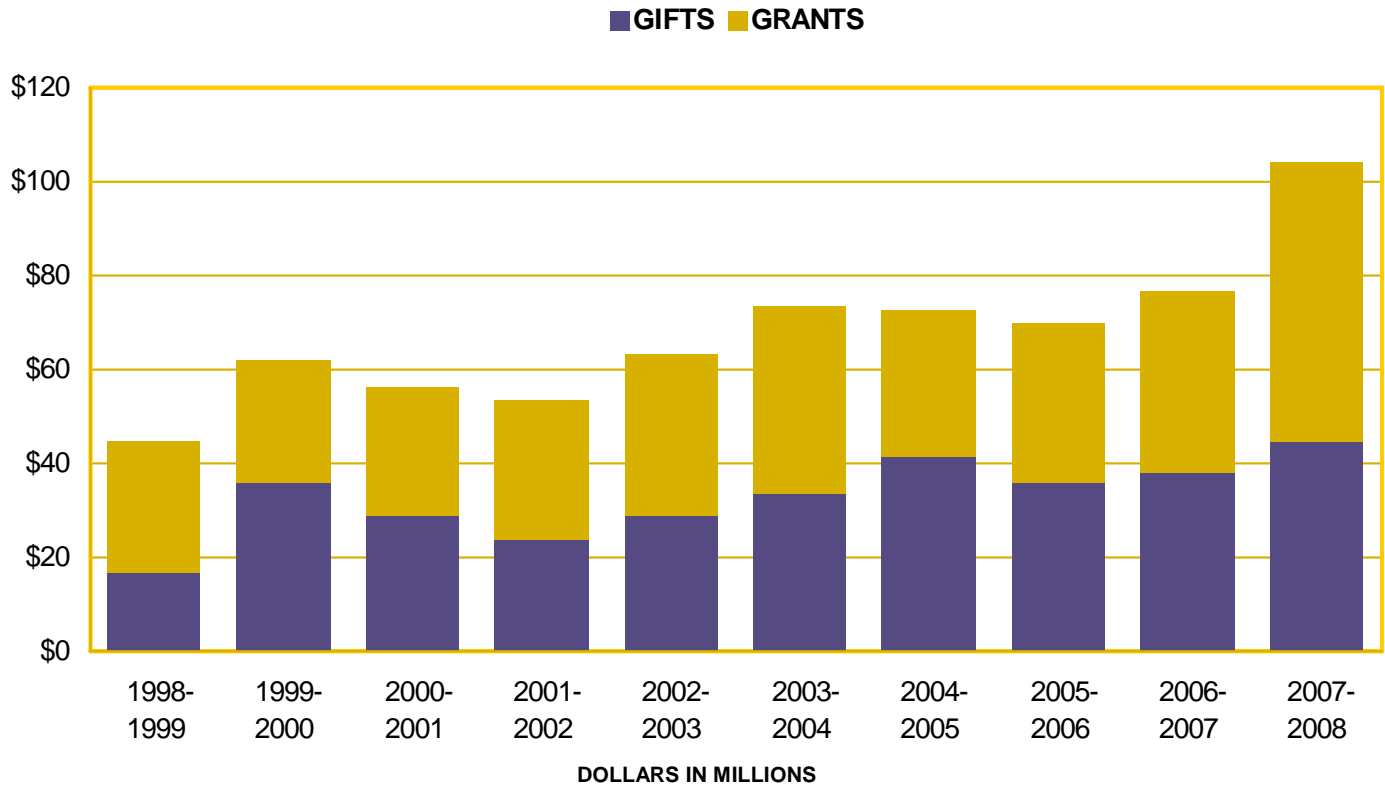
Job Number: 77595

October 2007

Fiscal Year Totals Graph



YEAR TO DATE CONTRIBUTION TOTALS



FISCAL YEAR	GIFTS	GRANTS	TOTAL CONTRIBUTIONS
2007- 2008	\$44,696,312	\$59,284,704	\$103,981,016
2006- 2007	\$38,054,245	\$38,896,258	\$76,950,503
2005- 2006	\$35,905,189	\$33,783,873	\$69,689,062
2004- 2005	\$41,342,960	\$31,333,435	\$72,676,395
2003- 2004	\$33,364,731	\$40,123,767	\$73,488,498
2002- 2003	\$28,948,199	\$34,187,741	\$63,135,940
2001- 2002	\$23,646,905	\$29,726,587	\$53,373,492
2000- 2001	\$28,936,585	\$27,192,951	\$56,129,536
1999- 2000	\$35,619,963	\$26,419,272	\$62,039,235
1998- 1999	\$16,962,188	\$27,901,031	\$44,863,219

Source: UW Office of Development

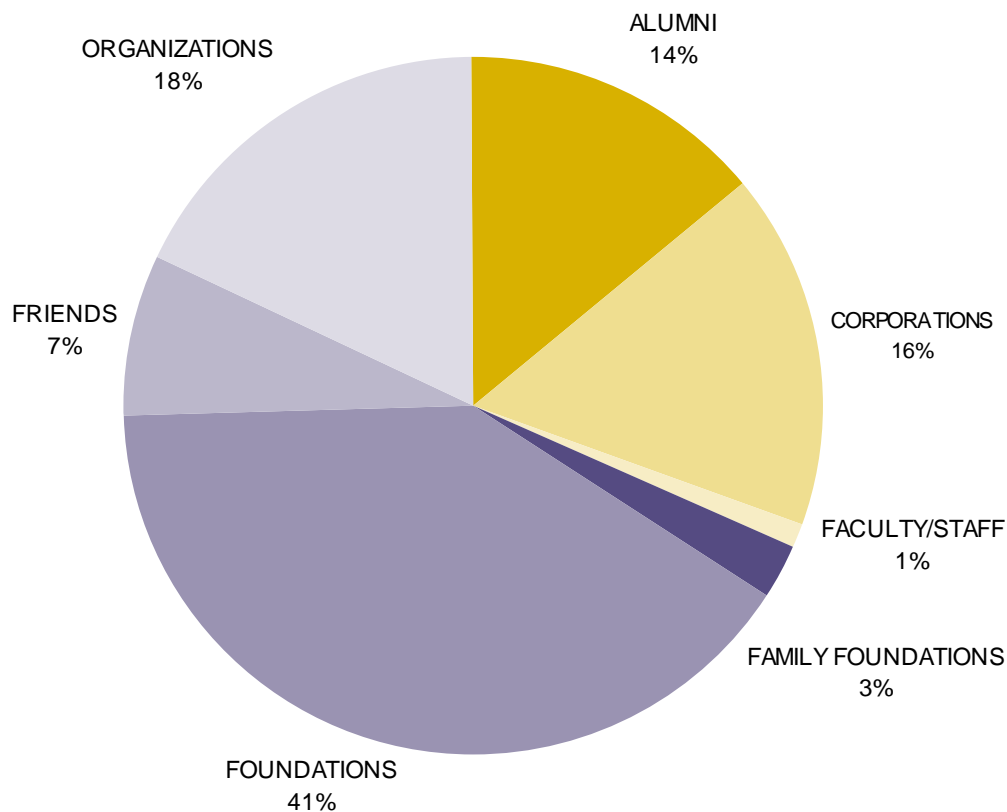
This graph compares the current fiscal year's contribution totals to each of the previous nine fiscal year's contribution totals.

Job Number: 77595
October 2007

Year to Date Graph



DEVELOPMENT ACTIVITY BY DONOR TYPE IN CURRENT FISCAL YEAR



DONOR TYPE	YEAR TO DATE		PRIOR YEAR TO DATE		PRIOR FISCAL YEAR	
	Donors	Value	Donors	Value	Donors	Value
Alumni	17,590	\$14,819,750	18,571	\$14,591,183	54,753	\$60,282,263
Corporations	943	\$16,895,454	925	\$16,229,470	3,222	\$59,587,495
Faculty/Staff	1,984	\$1,117,910	1,904	\$939,510	3,711	\$3,848,794
Family Foundations	52	\$2,836,817	47	\$12,391,845	160	\$33,777,254
Foundations	185	\$41,709,189	172	\$11,862,257	405	\$45,676,525
Friends	11,299	\$7,734,245	11,010	\$6,139,641	42,526	\$40,107,637
Organizations	228	\$18,867,651	202	\$14,796,596	576	\$59,609,617

Source: UW Office of Development

This graph shows the sources of contributions for the current year to date. Dollar values are based on donor value.

Job Number: 77595
October 2007

Development Activity by Donor Type in Current Fiscal Year Chart



ALUMNI PARTICIPATION BY CONSTITUENCY

AREA	CURRENT FISCAL YEAR TO DATE			PREVIOUS FISCAL YEAR TO DATE			
	Solicitable	Donors	Partic. Rate	Solicitable	Donors	Partic. Rate	Final %
UW Seattle							
UW Medicine	18,010	1,044	5.8%	16,867	1,095	6.5%	22.0%
Architecture	7,965	375	4.7%	7,709	386	5.0%	19.5%
Arts and Sciences	141,595	7,658	5.4%	138,301	8,192	5.9%	16.6%
Business School	37,430	2,939	7.9%	36,594	3,156	8.6%	22.7%
Dentistry	4,579	437	9.5%	4,525	460	10.2%	27.5%
Education	18,902	1,203	6.4%	19,116	1,191	6.2%	20.2%
Engineering	32,393	1,998	6.2%	31,945	2,036	6.4%	17.3%
Evans School of Public Affairs	2,329	161	6.9%	2,119	195	9.2%	25.1%
Forest Resources	4,603	197	4.3%	4,603	209	4.5%	17.9%
Interdisc. Grad. Programs	1,622	96	5.9%	1,463	92	6.3%	18.0%
Interdisc. Undergrad. Programs	225	4	1.8%	170	21	12.4%	24.7%
Interschool Programs	453	20	4.4%	353	24	6.8%	17.8%
Information School	4,370	457	10.5%	4,202	435	10.4%	22.4%
Law	7,780	538	6.9%	7,593	436	5.7%	24.8%
School of Nursing	8,598	570	6.6%	8,469	647	7.6%	24.5%
Ocean & Fisheries	3,911	187	4.8%	3,866	191	4.9%	18.5%
Pharmacy	3,426	253	7.4%	3,364	271	8.1%	30.3%
Public Health	4,318	233	5.4%	4,104	289	7.0%	20.2%
Social Work	6,404	313	4.9%	6,232	355	5.7%	17.8%
UW Bothell	6,084	218	3.6%	5,245	233	4.4%	15.1%
UW Tacoma	7,003	243	3.5%	5,850	234	4.0%	14.4%
Unspecified	10,866	717	6.6%	11,278	745	6.6%	22.8%
All UW Total	305,971	17,590	5.7%	297,648	18,571	6.2%	18.4%

Source: UW Office of Development

Job Number: 77595
October 2007

Alumni Participation



UW FOUNDATION REPORT OF CONTRIBUTIONS · NOVEMBER 2007

NOTES AS OF NOVEMBER 30, 2007

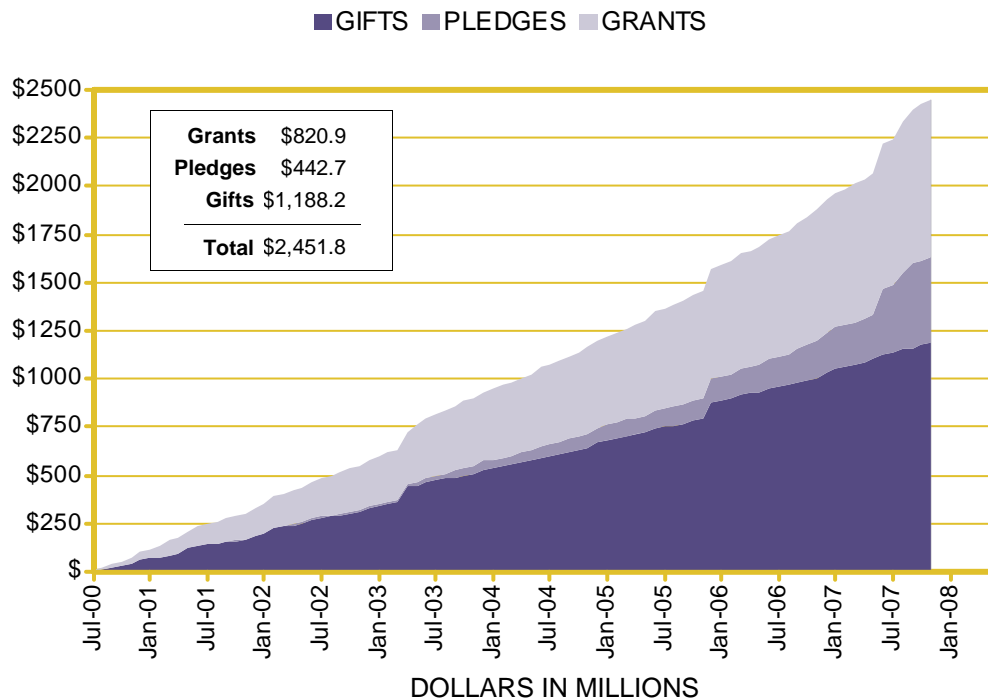
DATA POINTS

\$2,451,821,595 has been raised toward our campaign goal of \$2.5 billion.

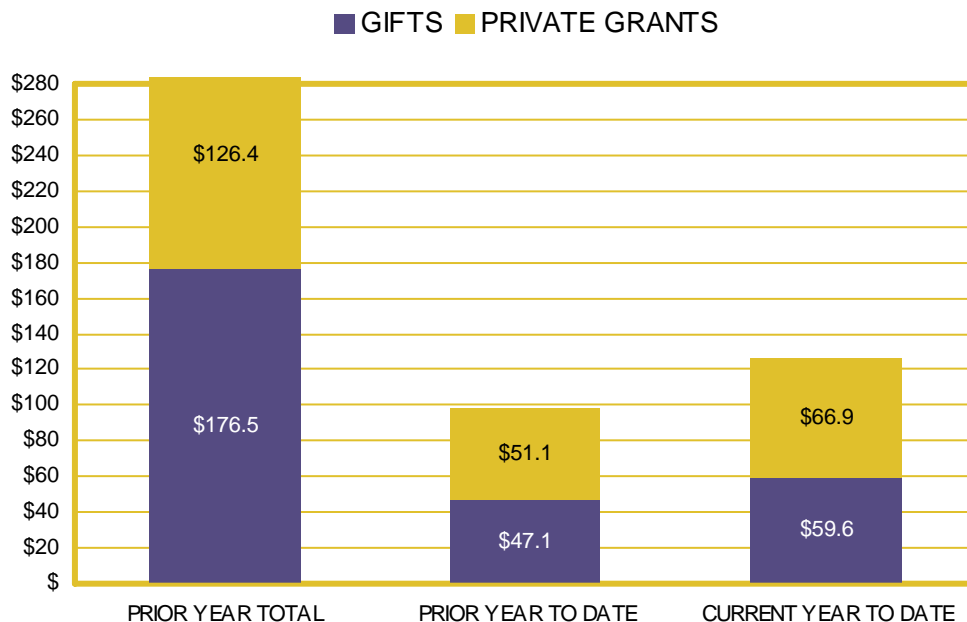
The UW received \$22.5 million in total private voluntary support (\$14.9 million in gifts and \$7.6 in grants) in November.

Areas including Architecture, Arts and Sciences, Broadcast Services, Business School, Dentistry, Forest Resources, Information School, Intercollegiate Athletics, Law, Libraries, Ocean and Fisheries, Public Health, UW Medicine and UW Tacoma are ahead of last year's year-to-date totals.

FUNDRAISING PROGRESS SINCE JULY 1, 2000



CURRENT GIFT AND PRIVATE GRANT TOTALS



NOVEMBER 2007 GIFTS AND IMPACT

Selected gifts representing private support for one of the University of Washington's key fundraising priorities -- student, faculty, program and facility support.

Donald and Lynda Horowitz - \$25,000 to the Information School

- This gift represents the first pledge payment to the Donald and Lynda Horowitz Endowed Fellowship in Information, Technology and Justice. Funds from the endowment will support Information School graduate students with unmet financial need who are interested in exploring how improved access to information technology can contribute to a more just world.
- Judge Horowitz, a former King County Superior Court judge, has been active in justice and legal systems for over forty years. He currently serves as Chair of the Technology Bill of Rights Committee for the state Access to Justice Technology Board, established by the Washington State Supreme Court to ensure full and equal access to the justice system by all citizens. Lynda Horowitz received her undergraduate and graduate degrees in Social Work from the University of Washington.
- Through the Students First Matching Initiative, available through June 30, 2008, the University will match the Horowitzes' gift at 50 percent, enabling a greater number of future students to benefit from their generosity.

James and Margaret Rose – \$23,000 to Intercollegiate Athletics

- Jim and Margie Rose's first pledge payment kicks off the Rose Family Scholarship Endowment to help financially needy undergraduate student athletes at the UW. When fully funded at \$100,000, the endowment will receive \$50,000 in matching funds via the University's Students First Matching Initiative.
- The Students First matching initiative began in November 2006. Already, the effort has led to more than 100 new endowments and a number of Students First scholarships have been awarded to deserving students.
- Jim Rose is a partner with Seattle-based Westlake Associates, providers of commercial real estate brokerage services throughout Puget Sound. Margie Rose earned her Master of Education from the University of Washington.

Craig and Gretchen Wittenberg - \$10,071 to the College of Engineering

- This gift to The Craig and Gretchen Wittenberg Endowed Scholarship in Computer Science & Engineering will help undergraduate students fund the cost of attending the UW.
- The Wittenbergs have pledged \$100,000 to provide support for undergraduates in the Computer Science & Engineering department with unmet financial need. The Students First Matching Initiative will add an additional \$50,000 to the endowment once it is fully funded.
- Gifts like the Wittenbergs' help to ensure that greater numbers of qualified students receive an outstanding education and graduate with the skills to create solutions for local and global challenges.





REPORT OF CONTRIBUTIONS

November 2007

CAMPAIGN UW: CREATING FUTURES

Report prepared by: Office of Development and Alumni Relations
Advancement Services, Information Management

12/10/2007 03:55 PM

TABLE OF CONTENTS

Campaign Progress to Date*	1
Campaign Progress by Giving Level*	2
Campaign Progress Pyramid*	3
Campaign Progress by Constituency*	4
Campaign Theme Progress*	5
Development Area Summary - Total Private Voluntary Support	6
Development Area Summary - Gifts and Private Grants	7
Development Area Summary - Gifts	8
Complete Fiscal Year Comparison	9
Year to Date Contribution Totals	10
Development Activity by Donor Type	11
Alumni Participation by Constituency	12

*All Campaign totals represented are from July 1, 2000 through the end of the preceeding calendar month. Please note that grant revenue totals in Campaign Reports may contain clinical trials. Fundraising totals from all affiliated non-profit organizations are also included in UW Campaign totals.

The UW Campaign Executive Committee developed the counting policy for Campaign reports, based on Council for Advancement and Support of Education (CASE) campaign counting standards.

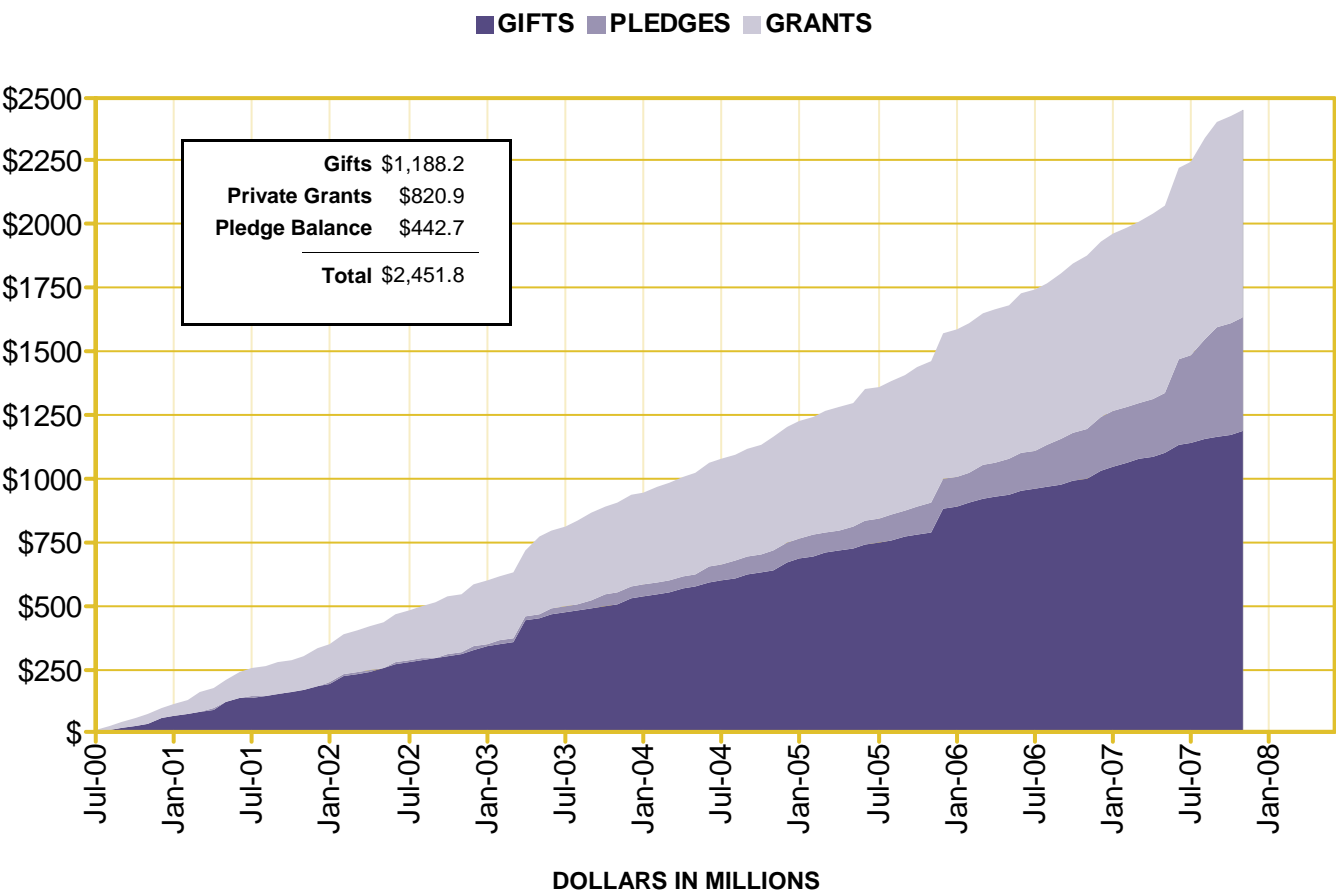
Annual reporting is July 1, 2007 through the end of the preceeding calendar month.

Job Number: 78184
November 2007

Table of Contents



CAMPAIGN PROGRESS SINCE JULY 1, 2000



Source: UW Office of Development

Summarizes Total Private Voluntary Support since July 1, 2000. Testamentary Commitments included in Pledge Balance total. All dollar totals in millions.

CAMPAIGN PROGRESS BY GIVING LEVEL

DOLLARS RAISED							
Gifts, Pledges & Grants							
Giving Level *	Alumni	Non Alumni	Family Fndns.	Corporations	Foundations	Other Orgs.	Total
\$100M+	\$0	\$35,220	\$0	\$0	\$415,568,019	\$0	\$415,603,239
\$50M - \$99,999,999	\$0	\$0	\$0	\$0	\$0	\$0	\$0
\$10M - \$49,999,999	\$53,214,683	\$84,670,877	\$72,342,500	\$78,251,547	\$112,603,593	\$62,736,170	\$463,819,369
\$5M - \$9,999,999	\$29,867,572	\$15,864,796	\$0	\$56,337,838	\$52,799,286	\$61,476,115	\$216,345,608
\$1M - \$4,999,999	\$149,526,074	\$74,470,709	\$33,075,382	\$140,841,352	\$111,980,837	\$101,570,427	\$611,464,781
\$100,000 - \$999,999	\$108,115,508	\$80,775,158	\$26,405,929	\$139,416,736	\$70,328,701	\$62,591,497	\$487,633,529
\$25,000 - \$99,999	\$30,468,092	\$22,939,517	\$3,270,483	\$32,818,526	\$8,682,158	\$11,282,916	\$109,461,692
\$10,000 - \$24,999	\$21,592,654	\$15,393,536	\$868,720	\$11,010,216	\$1,720,898	\$2,334,908	\$52,920,932
\$5,000 - \$9,999	\$13,596,074	\$10,408,138	\$280,918	\$5,203,726	\$616,834	\$808,642	\$30,914,333
\$2,000 - \$4,999	\$10,552,225	\$8,372,691	\$68,678	\$3,474,168	\$282,999	\$544,610	\$23,295,370
\$1,000 - \$1,999	\$6,715,599	\$5,431,340	\$20,555	\$1,510,522	\$82,043	\$239,695	\$13,999,755
\$500 - \$999	\$5,814,028	\$4,443,914	\$5,460	\$749,351	\$31,645	\$100,911	\$11,145,309
\$250 - \$499	\$3,833,005	\$2,393,196	\$2,000	\$318,164	\$12,440	\$46,502	\$6,605,307
\$100 - \$249	\$3,052,637	\$2,269,806	\$2,540	\$302,050	\$7,982	\$34,633	\$5,669,648
\$1 - \$99	\$1,540,298	\$1,314,033	\$239	\$78,476	\$971	\$11,707	\$2,945,724
Total	\$437,888,448	\$328,782,931	\$136,343,404	\$470,312,672	\$774,718,407	\$303,778,733	\$2,451,824,595
DONOR COUNTS							
Giving Level	Alumni	Non Alumni	Family Fndns.	Corporations	Foundations	Other Orgs.	Total
\$100M+	0	2	0	0	1	0	3
\$50M - \$99,999,999	0	0	0	0	0	0	0
\$10M - \$49,999,999	13	11	4	5	6	4	43
\$5M - \$9,999,999	7	7	0	7	8	8	37
\$1M - \$4,999,999	124	109	16	68	50	49	416
\$100,000 - \$999,999	628	704	79	507	207	203	2,328
\$25,000 - \$99,999	1,218	1,204	75	712	178	223	3,610
\$10,000 - \$24,999	2,590	2,438	60	819	121	160	6,188
\$5,000 - \$9,999	3,460	3,363	46	870	102	132	7,973
\$2,000 - \$4,999	5,569	5,909	25	1,336	97	196	13,132
\$1,000 - \$1,999	7,437	7,638	18	1,361	67	208	16,729
\$500 - \$999	11,445	11,182	12	1,357	53	171	24,220
\$250 - \$499	13,932	11,470	7	1,097	39	151	26,696
\$100 - \$249	23,682	23,686	17	2,330	55	269	50,039
\$1 - \$99	43,946	46,945	5	2,018	23	331	93,268
Total	114,051	114,668	364	12,487	1,007	2,105	244,682


Source: UW Office of Development & Alumni Relations

This report shows the count of distinct donors and campaign total by giving level and donor type since July 1, 2000.

**"Giving Level" is determined by summing all gift record types (including grants)



CAMPAIGN PROGRESS BY PYRAMID, SINCE JULY 1, 2000



244,682 Donor Count

Campaign Total: \$2,451,824,595

*Campaign Working Goal: \$2,500,000,000

Percent Complete: 98.1%

Source: UW Office of Development

The counts of distinct donors and fundraising totals by giving level are shown.

*Unit campaign goals are still being finalized.

Pyramid Levels are determined by summing all gift record types (including grants)



CAMPAIGN PROGRESS BY CONSTITUENCY

	GIFTS	Irrevocable Deferred Gifts		¹ PLEDGES	Testamentary Commitments		² GRANTS	Campaign - Private Voluntary Support		
		Donor Value	Discount Value		Donor Value	Discount Value		TOTAL	³ Working Goal	% of Goal
UW Medicine	\$321,643,733	\$11,624,834	\$7,019,121	\$174,201,293	\$29,701,186	\$10,798,245	\$434,511,285	\$971,682,331	\$1,000,000,000	97.2%
Architecture	\$8,595,686	\$2,244,117	\$1,270,276	\$1,117,560	\$2,275,000	\$1,311,271	\$4,043,804	\$18,276,167	\$19,000,000	96.2%
Arts and Sciences	\$126,444,143	\$6,955,983	\$4,911,394	\$8,371,118	\$38,156,000	\$24,499,673	\$77,865,449	\$257,792,693	\$240,000,000	107.4%
Broadcast Services	\$55,651,122	\$0	\$0	\$13,053	\$0	\$0	\$0	\$55,664,175	N/A	N/A
Business School	\$73,327,171	\$1,905,524	\$1,013,884	\$72,060,900	\$7,915,271	\$5,416,671	\$368,335	\$155,577,202	\$135,000,000	115.2%
Dentistry	\$8,692,758	\$246,992	\$191,357	\$2,101,806	\$910,000	\$508,954	\$4,315,296	\$16,266,852	\$15,000,000	108.4%
Education	\$11,557,979	\$48,552	\$45,881	\$2,508,908	\$4,050,000	\$2,015,446	\$15,464,659	\$33,630,098	\$23,000,000	146.2%
Engineering	\$143,266,356	\$2,659,904	\$1,844,942	\$7,136,666	\$8,264,691	\$3,363,446	\$82,668,318	\$243,995,935	\$250,000,000	97.6%
Evans Schl. of Pub. Affairs	\$12,342,889	\$81,135	\$114,706	\$1,114,901	\$500,000	\$265,793	\$41,694,171	\$55,733,096	\$40,000,000	139.3%
Forest Resources	\$10,295,110	\$646,572	\$562,957	\$54,130	\$2,915,000	\$1,609,906	\$4,162,621	\$18,073,432	\$17,700,000	102.1%
Friday Harbor Labs	\$6,331,746	\$153,242	\$90,816	\$177,708	\$5,255,000	\$2,978,876	\$862,743	\$12,780,439	\$12,000,000	106.5%
Information School	\$3,310,696	\$25,000	\$25,070	\$248,739	\$100,000	\$64,666	\$4,241,458	\$7,925,893	\$5,000,000	158.5%
Intercollegiate Athletics	\$117,552,207	\$246,570	\$179,922	\$4,676,514	\$260,000	\$160,402	\$0	\$122,735,291	\$110,000,000	111.6%
Law	\$62,723,346	\$71,186	\$46,904	\$824,700	\$674,988	\$417,533	\$1,176,222	\$65,470,442	\$70,000,000	93.5%
Libraries	\$6,872,953	\$442,146	\$381,541	\$70,702	\$1,893,000	\$829,910	\$475,708	\$9,754,508	\$9,000,000	108.4%
Nursing	\$11,835,108	\$3,295,000	\$2,549,270	\$797,129	\$3,477,799	\$1,762,136	\$9,452,903	\$28,857,939	\$24,000,000	120.2%
Ocean and Fisheries	\$15,714,063	\$5,823,186	\$2,742,236	\$53,571	\$0	\$0	\$32,519,284	\$54,110,103	\$34,000,000	159.1%
Pharmacy	\$10,206,089	\$0	\$0	\$528,756	\$1,000,000	\$310,068	\$6,715,443	\$18,450,287	\$10,260,000	179.8%
President's Funds	\$8,744,422	\$788,472	\$690,676	\$329,751	\$11,230,000	\$4,709,801	\$0	\$21,092,645	N/A	N/A
Public Health	\$14,310,010	\$50,259	\$39,563	\$9,859,306	\$0	\$0	\$74,877,940	\$99,097,515	\$90,000,000	110.1%
Scholar. & Student Progs.	\$43,008,603	\$1,847,980	\$829,776	\$2,692,086	\$6,718,333	\$3,513,133	\$1,944,332	\$56,211,334	\$40,000,000	140.5%
Social Work	\$6,278,912	\$290,566	\$183,270	\$6,091,034	\$0	\$0	\$7,284,878	\$19,945,390	\$10,000,000	199.5%
University Press	\$3,906,862	\$108,239	\$93,710	\$15,270	\$0	\$0	\$0	\$4,030,371	\$3,000,000	134.3%
University Support	\$36,836,659	\$2,130,448	\$1,123,146	\$3,749,495	\$4,050,000	\$2,173,350	\$15,448,370	\$62,214,972	N/A	N/A
UW Bothell	\$2,625,330	\$0	\$0	\$44,140	\$0	\$0	\$750,500	\$3,419,970	\$3,500,000	97.7%
UW Tacoma	\$24,219,323	\$195,000	\$181,257	\$11,812,934	\$2,725,000	\$1,535,533	\$80,257	\$39,032,514	\$35,000,000	111.5%
All UW Total	\$1,146,293,278	\$41,880,907	\$26,131,675	\$310,652,169	\$132,071,268	\$68,244,813	\$820,923,974	\$2,451,821,595	\$2,500,000,000	98.1%

Source: UW Office of Development

Fundraising progress toward campaign working goals by constituency area (school/college/program). Campaign total is the sum of gifts, grants, active pledges and donor values of irrevocable deferred gifts and testamentary commitments. "N/A" is not applicable. 1 - "Pledges" are those in active status only. 2 - "Grants" are private grants only. 3 - Unit campaign working goals are still being finalized.

Job Number: 78184

November 2007

Campaign Progress by Constituency - Since July 2000



CAMPAIGN FUNDING THEME PROGRESS - JULY 2000 - PRESENT

THEME	CURRENT USE	ENDOWMENT	TOTAL
Student Support	\$108,220,644	\$202,332,427	\$310,553,071
Faculty Support	\$96,285,201	\$156,614,333	\$252,899,534
Program Support for Faculty and Students	\$1,201,816,439	\$155,635,513	\$1,357,451,952
Capital	\$294,162,890	\$1,778,269	\$295,941,159
Unrestricted	\$202,670,255	\$32,308,624	\$234,978,879
Total	\$1,903,155,430	\$548,669,165	\$2,451,824,595
Goal	\$2,000,000,000	\$500,000,000	\$2,500,000,000
% to Goal	95.2%	109.7%	98.1%

Source: UW Office of Development

This report shows contribution totals by campaign theme/priority since July 1, 2000.

Job Number: 78184

November 2007

Campaign Theme Progress



DEVELOPMENT SUMMARY - TOTAL PRIVATE VOLUNTARY SUPPORT

AREA	YEAR TO DATE DONOR VALUES		
	GIFTS	PRIVATE GRANTS	TOTAL
UW Seattle			
UW Medicine	\$18,517,944	\$46,826,159	\$65,344,104
Architecture	\$561,045	\$52,500	\$613,545
Arts and Sciences	\$11,042,747	\$2,179,806	\$13,222,554
Broadcast Services	\$3,448,442		\$3,448,442
Business School	\$3,980,368		\$3,980,368
Dentistry	\$481,332	\$49,964	\$531,296
Education	\$427,687	\$131,720	\$559,407
Engineering	\$5,070,091	\$1,018,187	\$6,088,278
Evans Schl. of Pub. Affairs	\$358,637	\$952,714	\$1,311,351
Forest Resources	\$376,216	\$255,902	\$632,118
Graduate School	\$780,992	\$69,558	\$850,550
Information School	\$144,926	\$2,745,000	\$2,889,926
Intercollegiate Athletics	\$5,010,534		\$5,010,534
Law	\$1,282,211		\$1,282,211
Libraries	\$293,724		\$293,724
Nursing	\$894,178	\$901,778	\$1,795,956
Ocean and Fisheries	\$1,404,314	\$5,556,129	\$6,960,443
Pharmacy	\$193,022	\$639,654	\$832,676
President's Funds	\$211,767		\$211,767
Public Health	\$183,758	\$5,188,167	\$5,371,926
Scholar. & Student Progs.	\$1,528,630	\$80,000	\$1,608,630
Social Work	\$39,786	\$257,860	\$297,646
UW Alumni Association	\$398,312		\$398,312
University Press	\$131,241		\$131,241
University Support	\$1,358,216		\$1,358,216
UW Bothell	\$44,252		\$44,252
UW Tacoma	\$1,426,756		\$1,426,756
All UW Total	\$59,591,142	\$66,905,100	\$126,496,241

Source: UW Office of Development

Contribution totals for the major Development areas of the University are shown.

Job Number: 78184

November 2007

Development Area Summary - Total Private Voluntary Support



DEVELOPMENT SUMMARY - GIFTS AND PRIVATE GRANTS

AREA	CURRENT MONTH		YEAR TO DATE		PRIOR YEAR TO DATE		PRIOR FISCAL YEAR	
	Donors	Value	Donors	Value	Donors	Value	Donors	Value
UW Seattle								
UW Medicine	3,999	\$7,949,926	9,010	\$65,344,104	7,934	\$40,305,291	18,369	\$106,235,847
Architecture	88	\$203,316	362	\$613,545	310	\$403,641	1,511	\$1,285,219
Arts and Sciences	2,194	\$2,542,779	6,561	\$13,222,554	8,026	\$10,569,025	17,118	\$34,367,909
Broadcast Services	649	\$372,661	2,034	\$3,448,442	2,353	\$3,185,880	4,560	\$10,835,348
Business School	511	\$1,877,329	2,518	\$3,980,368	2,409	\$3,427,033	4,542	\$16,631,593
Dentistry	259	\$224,346	701	\$531,296	745	\$518,600	1,410	\$1,721,826
Education	100	\$162,057	635	\$559,407	777	\$1,365,855	1,869	\$4,112,575
Engineering	610	\$1,558,956	2,294	\$6,088,278	2,286	\$7,183,451	4,586	\$26,027,370
Evans Schl. of Pub. Affairs	53	\$350,445	136	\$1,311,351	182	\$1,452,277	522	\$7,146,491
Forest Resources	111	\$109,495	436	\$632,118	318	\$485,528	1,208	\$1,929,058
Graduate School	240	\$156,530	306	\$850,550	227	\$1,714,054	415	\$2,481,332
Information School	62	\$34,623	395	\$2,889,926	423	\$392,631	651	\$686,093
Intercollegiate Athletics	600	\$839,277	3,900	\$5,010,534	3,385	\$3,993,229	24,151	\$21,911,161
Law	298	\$54,210	758	\$1,282,211	635	\$665,225	2,019	\$2,960,515
Libraries	251	\$83,645	895	\$293,724	611	\$166,075	4,428	\$1,143,601
Nursing	301	\$302,661	671	\$1,795,956	692	\$4,394,665	1,849	\$6,185,723
Ocean and Fisheries	90	\$1,430,546	228	\$6,960,443	289	\$1,754,921	790	\$7,085,809
Pharmacy	146	\$66,621	394	\$832,676	400	\$893,437	1,153	\$3,527,989
President's Funds	230	\$47,442	821	\$211,767	772	\$117,894	2,096	\$726,232
Public Health	115	\$1,775,853	257	\$5,371,926	350	\$5,367,190	788	\$11,799,217
Scholar. & Student Progs.	995	\$513,258	3,346	\$1,608,630	1,360	\$1,970,034	3,881	\$13,158,596
Social Work	78	\$104,018	280	\$297,646	284	\$355,978	980	\$5,996,397
UW Alumni Association	2,197	\$108,607	7,883	\$398,312	9,773	\$440,653	24,884	\$1,216,529
University Press	29	\$13,236	135	\$131,241	133	\$1,536,208	311	\$1,822,053
University Support	121	\$525,290	853	\$1,358,216	939	\$4,401,722	2,365	\$7,142,087
UW Bothell	62	\$9,690	129	\$44,252	126	\$163,431	647	\$406,048
UW Tacoma	110	\$1,123,472	266	\$1,426,756	257	\$953,589	810	\$4,346,953
All UW Unique Total	13,445	\$22,540,302	41,706	\$126,496,241	41,262	\$98,177,531	105,353	\$302,889,584

Source: UW Office of Development

The number of donors and contribution totals for the major Development areas of the University are shown.
Dollar values are based on donor values.

Job Number: 78184

November 2007

Development Area Summary - Gifts and Private Grants



DEVELOPMENT SUMMARY - GIFTS

AREA	CURRENT MONTH		YEAR TO DATE		PRIOR YEAR TO DATE		PRIOR FISCAL YEAR	
	Donors	Value	Donors	Value	Donors	Value	Donors	Value
UW Seattle								
UW Medicine	3,941	\$3,636,415	8,835	\$18,517,944	7,770	\$9,699,695	18,109	\$35,839,896
Architecture	88	\$203,316	360	\$561,045	306	\$281,641	1,504	\$1,015,838
Arts and Sciences	2,190	\$2,190,662	6,527	\$11,042,747	7,993	\$6,155,545	17,051	\$22,448,302
Broadcast Services	649	\$372,661	2,034	\$3,448,442	2,353	\$3,185,880	4,560	\$10,835,348
Business School	511	\$1,877,329	2,518	\$3,980,368	2,408	\$3,398,686	4,541	\$16,603,246
Dentistry	258	\$209,346	699	\$481,332	741	\$446,211	1,400	\$1,302,793
Education	98	\$129,337	631	\$427,687	772	\$537,488	1,859	\$1,560,076
Engineering	608	\$1,168,673	2,281	\$5,070,091	2,254	\$4,674,614	4,531	\$15,097,858
Evans Schl. of Pub. Affairs	51	\$125,445	127	\$358,637	171	\$201,336	503	\$2,577,597
Forest Resources	111	\$109,495	431	\$376,216	313	\$428,973	1,191	\$1,416,624
Graduate School	240	\$156,530	303	\$780,992	223	\$1,065,856	410	\$1,665,861
Information School	62	\$34,623	393	\$144,926	420	\$218,907	648	\$436,870
Intercollegiate Athletics	600	\$839,277	3,900	\$5,010,534	3,385	\$3,993,229	24,151	\$21,911,161
Law	298	\$54,210	758	\$1,282,211	633	\$553,225	2,015	\$2,773,835
Libraries	251	\$83,645	895	\$293,724	611	\$166,075	4,428	\$1,143,601
Nursing	299	\$160,846	664	\$894,178	688	\$4,059,676	1,842	\$5,457,618
Ocean and Fisheries	87	\$1,208,523	214	\$1,404,314	280	\$840,710	763	\$2,515,555
Pharmacy	145	\$52,563	389	\$193,022	396	\$579,824	1,144	\$1,707,704
President's Funds	230	\$47,442	821	\$211,767	772	\$117,894	2,096	\$726,232
Public Health	109	\$41,940	238	\$183,758	331	\$274,571	749	\$669,251
Scholar. & Student Progs.	994	\$433,258	3,345	\$1,528,630	1,359	\$970,034	3,881	\$12,158,596
Social Work	76	\$4,061	275	\$39,786	279	\$75,829	970	\$4,249,650
UW Alumni Association	2,197	\$108,607	7,883	\$398,312	9,773	\$440,653	24,884	\$1,216,529
University Press	29	\$13,236	135	\$131,241	133	\$1,536,208	311	\$1,822,053
University Support	121	\$525,290	853	\$1,358,216	935	\$2,066,022	2,358	\$4,590,672
UW Bothell	62	\$9,690	129	\$44,252	126	\$163,431	647	\$406,048
UW Tacoma	110	\$1,123,472	266	\$1,426,756	255	\$948,022	808	\$4,341,386
All UW Unique Total	13,368	\$14,919,906	41,463	\$59,591,142	41,020	\$47,080,249	104,934	\$176,490,215

Source: UW Office of Development

The number of donors and contribution totals (gifts only) for the major Development areas of the University are shown. Dollar values are based on donor values.

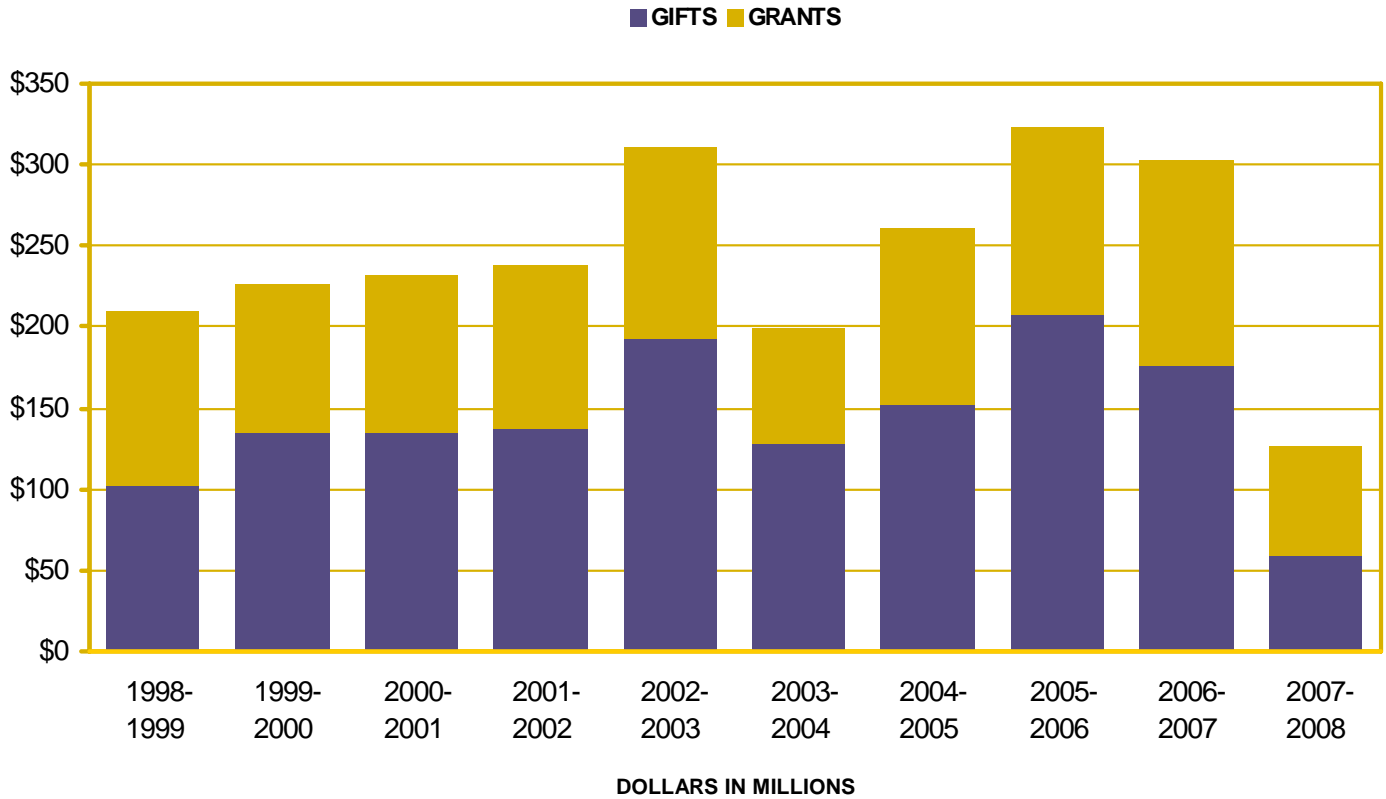
Job Number: 78184

November 2007

Development Area Summary - Gifts



COMPLETE FISCAL YEAR COMPARISON OF TOTAL CONTRIBUTIONS RECEIVED



FISCAL YEAR	GIFTS	GRANTS	TOTAL CONTRIBUTIONS
2007- 2008	\$59,594,142	\$66,905,100	\$126,499,241
2006- 2007	\$176,490,215	\$126,399,369	\$302,889,584
2005- 2006	\$207,744,231	\$115,261,186	\$323,005,417
2004- 2005	\$151,969,925	\$108,802,371	\$260,772,296
2003- 2004	\$128,174,367	\$71,603,323	\$199,777,690
2002- 2003	\$192,573,183	\$118,677,722	\$311,250,905
2001- 2002	\$137,959,340	\$100,820,547	\$238,779,887
2000- 2001	\$134,805,190	\$97,112,979	\$231,918,169
1999- 2000	\$134,037,997	\$91,536,165	\$225,574,162
1998- 1999	\$102,925,077	\$107,619,586	\$210,544,663

Source: UW Office of Development

This graph compares the current fiscal year's contribution totals to each of the previous nine fiscal year's contribution totals.

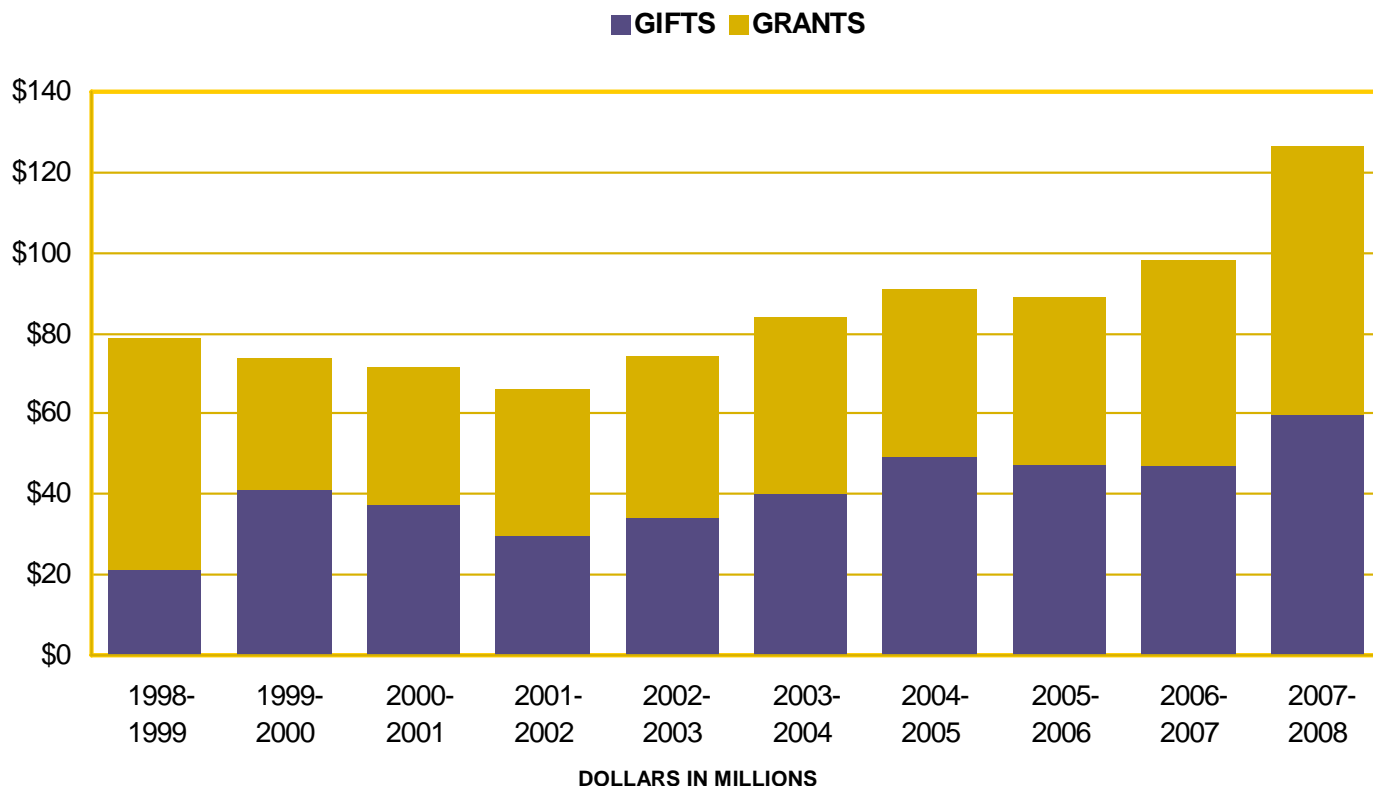
Job Number: 78184

November 2007

Fiscal Year Totals Graph



YEAR TO DATE CONTRIBUTION TOTALS



FISCAL YEAR	GIFTS	GRANTS	TOTAL CONTRIBUTIONS
2007- 2008	\$59,594,142	\$66,905,100	\$126,499,241
2006- 2007	\$47,080,249	\$51,097,282	\$98,177,531
2005- 2006	\$47,328,278	\$41,920,482	\$89,248,760
2004- 2005	\$49,499,496	\$41,615,811	\$91,115,307
2003- 2004	\$40,115,399	\$43,839,685	\$83,955,084
2002- 2003	\$34,187,163	\$40,154,560	\$74,341,723
2001- 2002	\$29,673,079	\$36,734,510	\$66,407,590
2000- 2001	\$37,543,479	\$34,169,985	\$71,713,464
1999- 2000	\$41,262,818	\$32,387,391	\$73,650,209
1998- 1999	\$21,169,306	\$57,685,616	\$78,854,922

Source: UW Office of Development

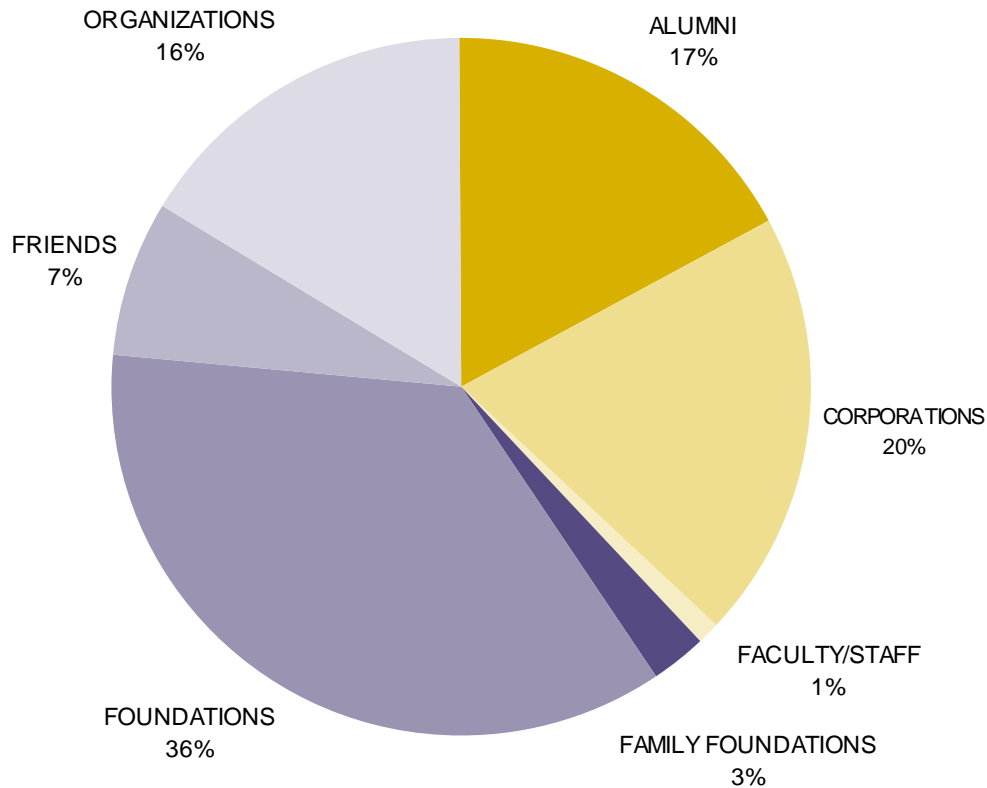
This graph compares the current fiscal year's contribution totals to each of the previous nine fiscal year's contribution totals.

Job Number: 78184
November 2007

Year to Date Graph



DEVELOPMENT ACTIVITY BY DONOR TYPE IN CURRENT FISCAL YEAR



DONOR TYPE	YEAR TO DATE		PRIOR YEAR TO DATE		PRIOR FISCAL YEAR	
	Donors	Value	Donors	Value	Donors	Value
Alumni	22,662	\$21,779,777	23,466	\$18,140,170	54,753	\$60,282,263
Corporations	1,159	\$24,936,412	1,141	\$20,329,778	3,222	\$59,587,495
Faculty/Staff	2,266	\$1,332,869	2,175	\$1,159,483	3,711	\$3,848,794
Family Foundations	75	\$3,320,492	66	\$13,067,587	160	\$33,777,254
Foundations	218	\$45,203,768	197	\$18,345,421	405	\$45,676,525
Friends	15,053	\$9,070,081	13,981	\$7,684,683	42,526	\$40,107,637
Organizations	273	\$20,855,843	236	\$19,450,410	576	\$59,609,617

Source: UW Office of Development

This graph shows the sources of contributions for the current year to date. Dollar values are based on donor value.

Job Number: 78184
November 2007

Development Activity by Donor Type in Current Fiscal Year Chart



ALUMNI PARTICIPATION BY CONSTITUENCY

AREA	CURRENT FISCAL YEAR TO DATE			PREVIOUS FISCAL YEAR TO DATE			
	Solicitable	Donors	Partic. Rate	Solicitable	Donors	Partic. Rate	Final %
UW Seattle							
UW Medicine	18,010	1,517	8.4%	16,867	1,478	8.8%	22.0%
Architecture	7,965	486	6.1%	7,709	500	6.5%	19.5%
Arts and Sciences	141,595	9,870	7.0%	138,301	10,309	7.5%	16.6%
Business School	37,430	3,576	9.6%	36,594	3,760	10.3%	22.7%
Dentistry	4,579	579	12.6%	4,525	593	13.1%	27.5%
Education	18,902	1,547	8.2%	19,116	1,535	8.0%	20.2%
Engineering	32,393	2,529	7.8%	31,945	2,576	8.1%	17.3%
Evans School of Public Affairs	2,329	205	8.8%	2,119	240	11.3%	25.1%
Forest Resources	4,603	264	5.7%	4,603	269	5.8%	17.9%
Interdisc. Grad. Programs	1,622	110	6.8%	1,463	113	7.7%	18.0%
Interdisc. Undergrad. Programs	225	6	2.7%	170	22	12.9%	24.7%
Interschool Programs	453	27	6.0%	353	32	9.1%	17.8%
Information School	4,370	539	12.3%	4,202	516	12.3%	22.4%
Law	7,780	769	9.9%	7,593	709	9.3%	24.8%
School of Nursing	8,598	822	9.6%	8,469	895	10.6%	24.5%
Ocean & Fisheries	3,911	237	6.1%	3,866	257	6.6%	18.5%
Pharmacy	3,426	352	10.3%	3,364	345	10.3%	30.3%
Public Health	4,318	315	7.3%	4,104	365	8.9%	20.2%
Social Work	6,404	380	5.9%	6,232	428	6.9%	17.8%
UW Bothell	6,084	265	4.4%	5,245	272	5.2%	15.1%
UW Tacoma	7,003	287	4.1%	5,850	278	4.8%	14.4%
Unspecified	10,866	931	8.6%	11,278	966	8.6%	22.8%
All UW Total	305,971	22,662	7.4%	297,648	23,466	7.9%	18.4%

Source: UW Office of Development

Job Number: 78184
November 2007

Alumni Participation

