

VII. STANDING COMMITTEES

B. Finance, Audit and Facilities Committee

Grant and Contract Awards – November, 2007

RECOMMENDED ACTION:

It is the recommendation of the administration and the Finance and Audit Committee that the Board of Regents accept the Grant and Contract Awards as presented on the attached list.

Attachment: Grant and Contract Awards Summary
Report of Grant and Contract Awards of
\$1,000,000 or More

Grant and Contract Awards Summary

to

The Board of Regents

of the

University of Washington

for

November 2007

Office of Research

Office of Sponsored Programs

Table of Contents

Award Highlights	3
Graphical Summary of Award Activity	4
Summary of Grant and Contract Awards	5
Comparison of Grants and Contract Awards by Agency	6
Comparison of Grants and Contract Awards by School/College	7
Listing of Awards for College of Arts and Sciences by Department	9
Summary of Grant Awards – Excluding Private Awards	11
Summary of Grant Awards - Private Awards	12
Summary of Contract Awards	13
Report of Grant & Contract Awards over \$1,000,000	14

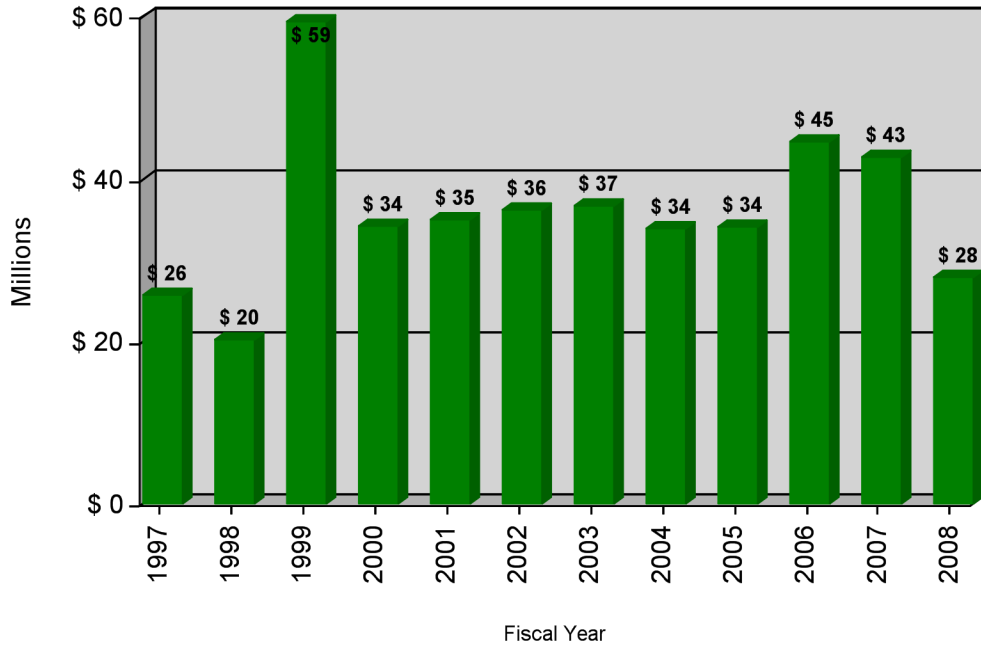
NOVEMBER 2007 HIGHLIGHTS

The *US Department of Defense* awarded a grant in the amount of \$375,000 for a project under the direction of Research Associate Professor Jacob Rosen of the *Department of Electrical Engineering* entitled “The Myoprocessor-Muscle Modeling for Neural Control of Upper Limb Powered Prosthetics and Orthotics.” This project focuses on the body's neural command signals as primary command signals of the prostheses or orthotic device utilizing a myoprocessor (muscle model). This approach will allow coordinated force production and synergistic movement of muscles, prostheses and orthotics, allowing natural control of the wearable robot as an extension of the operator's body. The research will be focused on upper limb muscle modeling.

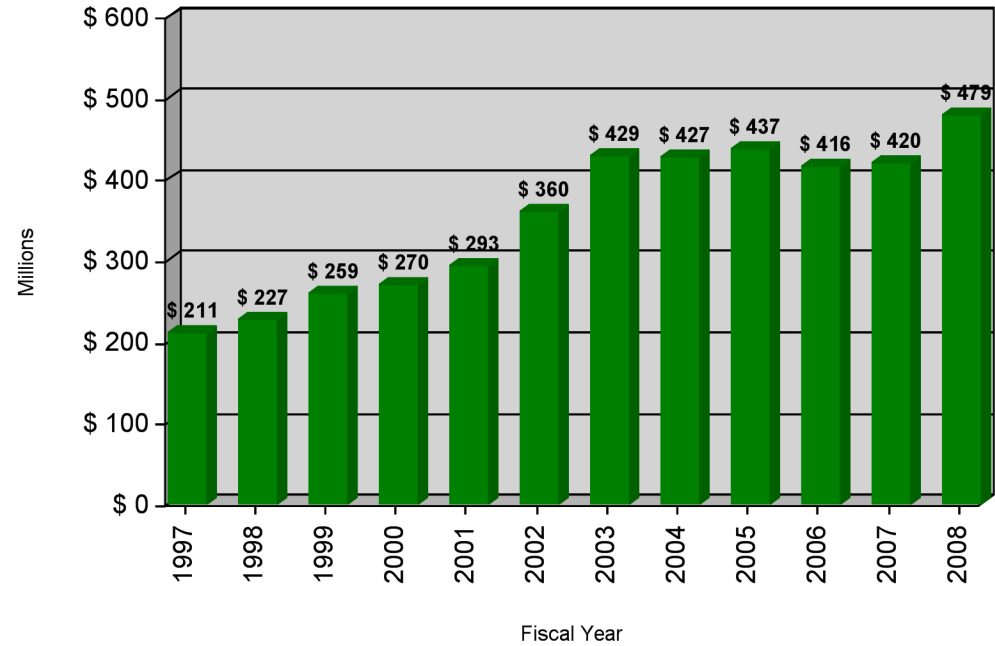
The *National Science Foundation* awarded a grant in the amount of \$722,657 for a project under the direction of Professor Gary Segura of the *Department of Political Science* entitled “Spanish Translation and Latino Over-sample for the American National Election Study.” This project will translate the American National Election Study into Spanish and make available bi-lingual interviewers. The resulting larger sample size and adjusted sampling frame will produce a statistically valid sample of US citizens of Hispanic/Latino ancestry suitable for analysis with a substantially reduced margin of error at +/- 4.5%, a marked improvement over the current circumstances with margins of error around 9%.

The *National Institutes of Health* awarded a grant in the amount of \$417,860 for a project under the direction of Associate Professor Melissa Schiff of the *Department of Epidemiology* entitled “Soccer Injuries in Girls.” Soccer is one of the most popular sports in the U.S. with girls participating in increasing numbers. Prior studies have documented that female youth players have a higher rate of injury compared to male youth players. This study will determine injury incidence rates of soccer players as well as risk factors that predispose some girls to soccer injuries. All subjects will be evaluated by physical therapists at the beginning of the soccer season for hip and knee muscle strength and jump biomechanics. The successful completion of the project will identify specific risk factors for soccer injuries that will be useful in the development of future injury prevention strategies.

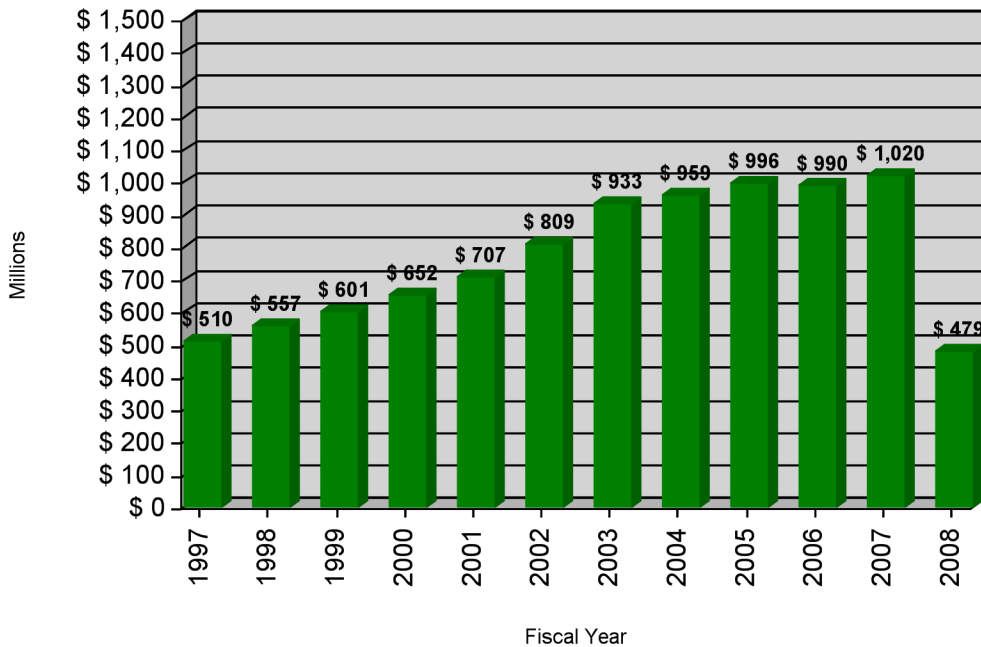
November Only
Comparison of Grant & Contract Awards



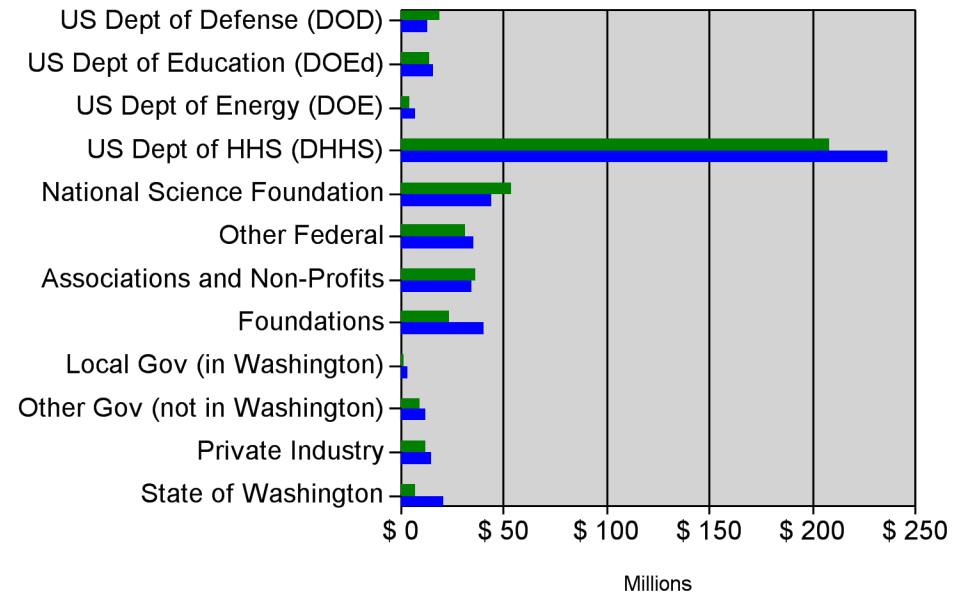
Fiscal Year to Date
Comparison of Grant & Contract Awards



Complete Fiscal Year
Comparison of Grant & Contract Awards



Fiscal Year to Date
Two-Year Comparison of Grant and Contract Awards



Jul-Nov FY07 Jul-Nov FY08

Summary of Grant and Contract Awards**Fiscal Year 2007-2008**

Month	RESEARCH AND OTHER		TRAINING		Total Grants and Contracts
	Federal	Non-Federal	Federal	Non-Federal	
July	\$ 54,889,260	\$ 15,048,400	\$ 7,034,788	\$ 5,593,291	\$ 82,565,740
August	\$ 111,423,800	\$ 21,120,610	\$ 10,878,860	\$ 1,041,935	\$ 144,465,200
September	\$ 63,019,760	\$ 24,344,880	\$ 11,261,270	\$ 1,857,398	\$ 100,483,300
October	\$ 75,921,240	\$ 38,888,260	\$ 6,410,827	\$ 2,183,915	\$ 123,404,200
November	\$ 11,290,950	\$ 14,589,700	\$ 319,941	\$ 1,747,225	\$ 27,947,810
FY08 to Date	\$316,154,988	\$114,381,845	\$35,905,681	\$12,423,764	\$478,866,279
FY07 to Date	\$302,743,715	\$85,055,426	\$27,671,056	\$4,599,024	\$420,069,221
Over (Under) Previous Year	\$13,411,273	\$29,326,419	\$8,234,625	\$7,824,740	\$58,797,058

Assuming acceptance of all awards by the Board of Regents

Comparison of Grant and Contract Awards by Agency

Fiscal Years 2006-2007 and 2007-2008

Agency	Jul-Nov FY07	Jul-Nov FY08
US Department of Defense (DOD)	\$ 18,916,044	\$ 13,318,609
US Department of Education (DOEd)	\$ 13,726,953	\$ 16,014,484
US Department of Energy (DOE)	\$ 4,767,490	\$ 6,828,396
US Department of Health and Human Services (DHHS)	\$ 208,166,622	\$ 236,134,027
National Science Foundation (NSF)	\$ 53,774,330	\$ 44,228,467
Other Federal	\$ 31,063,331	\$ 35,536,687
Subtotal for Federal :	\$ 330,414,771	\$ 352,060,669
Associations and Non-Profits	\$ 36,442,307	\$ 34,703,452
Foundations	\$ 23,946,885	\$ 40,623,072
Local Government (in Washington)	\$ 1,236,314	\$ 3,404,318
Other Government (not in Washington)	\$ 8,819,655	\$ 12,505,675
Private Industry	\$ 11,720,161	\$ 14,492,280
State of Washington	\$ 7,489,130	\$ 21,076,812
Subtotal for Non-Federal :	\$ 89,654,451	\$ 126,805,610
Grand Total :	\$ 420,069,221	\$ 478,866,279
Amount of Increase (Decrease) :		\$ 58,797,058
Percent of Increase (Decrease) :		14.0 %

Assuming acceptance of all awards by the Board of Regents

Comparison of Grant and Contract Awards by School/College

Fiscal Years 2006-2007 and 2007-2008

School/College	Jul-Nov FY07	Jul-Nov FY08
Upper Campus		
Architecture and Urban Planning	\$ 698,491	\$ 459,356
Arts and Sciences	\$ 38,114,240	\$ 39,892,020
Business Administration	\$ 58,147	\$ 724,471
Director of Libraries	\$ 3,000	\$ 116,500
Education	\$ 5,902,328	\$ 1,380,305
Educational Outreach	\$ 366,528	\$ 267,568
Engineering	\$ 41,910,990	\$ 35,616,212
Evans School of Public Affairs	\$ 2,633,563	\$ 1,974,160
Forest Resources	\$ 2,863,423	\$ 3,073,704
Graduate School	\$ 1,694,645	\$ 969,952
Information School	\$ 1,641,990	\$ 4,483,229
Law	\$ 112,000	\$ 209,134
Ocean and Fishery Sciences	\$ 37,347,979	\$ 40,753,653
Office of Research	\$ 18,784,763	\$ 17,336,444
Provost		\$ 200,000
Social Work	\$ 5,044,141	\$ 7,763,468
Undergraduate Education	\$ 1,250,161	\$ 326,802
VP Educational Partnerships	\$ 106,347	\$ 43,745
VP Minority Affairs	\$ 4,059,253	\$ 7,002,709
Subtotal :	\$ 162,591,990	\$ 162,593,432
Health Sciences		
Dentistry	\$ 2,734,963	\$ 4,913,303
Medical Centers	\$ 1,000	
Medicine	\$ 191,692,443	\$ 232,667,902
Nursing	\$ 7,147,221	\$ 9,513,830
Pharmacy	\$ 5,518,682	\$ 4,379,485
Public Health and Community Medicine	\$ 36,156,606	\$ 37,259,244
Subtotal :	\$ 243,250,914	\$ 288,733,763
Special Programs		
Alcohol and Drug Abuse Institute	\$ 617,016	\$ 3,113,132
CHDD Administration	\$ 8,201,104	\$ 7,107,293
Regional Primate Center	\$ 4,598,260	\$ 15,871,406
Subtotal :	\$ 13,416,380	\$ 26,091,831
Other UW Campuses		
Bothell	\$ 604,108	\$ 1,193,411
Tacoma	\$ 205,829	\$ 203,450
Subtotal :	\$ 809,937	\$ 1,396,861
Not Indicated	Not Indicated	\$ 50,391

School/College	Jul-Nov FY07	Jul-Nov FY08
Not Indicated	Subtotal :	\$ 50,391
	Grand Total :	\$ 478,866,279

Assuming acceptance of all awards by the Board of Regents

List of Awards for Arts and Sciences

Fiscal Years 2006-2007 and 2007-2008

Department	Jul-Nov FY07	Jul-Nov FY08
Center for Statistics and the Social Sciences	\$ 482,482	\$ 704,512
Center for Studies in Demography and Ecology	\$ 1,039,885	\$ 1,879,361
Department of Anthropology	\$ 136,250	\$ 246,138
Department of Applied Mathematics	\$ 1,726,247	\$ 7,864
Department of Astronomy	\$ 1,808,312	\$ 1,991,086
Department of Atmospheric Sciences	\$ 3,023,100	\$ 1,829,265
Department of Biology	\$ 5,737,508	\$ 2,772,477
Department of Chemistry	\$ 9,310,546	\$ 12,183,070
Department of Communication	\$ 201,100	\$ 140,680
Department of Comparative Literature	\$ 21,178	\$0
Department of Earth and Space Sciences	\$ 1,810,458	\$ 2,039,065
Department of Economics	\$ 24,800	\$ 6,575
Department of English	\$0	\$ 72,573
Department of Geography	\$ 180,909	\$ 336,787
Department of Germanics	\$ 45,000	\$ 45,000
Department of History	\$ 70,694	\$0
Department of Linguistics	\$0	\$ 164,666
Department of Mathematics	\$ 635,491	\$ 2,289,271
Department of Physics	\$ 2,730,958	\$ 3,597,687
Department of Political Science	\$ 508,696	\$ 1,124,910
Department of Psychology	\$ 5,805,287	\$ 5,500,637
Department of Sociology	\$ 77,244	\$ 10,350
Department of Speech and Hearing Sciences	\$ 643,830	\$ 722,119
Department of Statistics	\$ 198,959	\$ 485,728
Henry M. Jackson School of International Studies	\$ 1,123,111	\$ 1,473,362
Institute for Nuclear Theory	\$ 135,000	\$0
Language Learning Center	\$ 20,000	\$ 76,000
Law, Societies and Justice Program	\$ 90,017	\$0
Public Performing Arts	\$ 81,565	\$ 107,338
School of Art	\$ 48,000	\$0
School of Music	\$ 300,000	\$0
Thomas Burke Memorial Washington State Museum	\$ 97,613	\$ 85,495
Total :	\$ 38,114,240	\$ 39,892,020

Assuming acceptance of all awards by the Board of Regents

Summary of Grant Awards**Fiscal Year 2007-2008***Excluding private awards from Foundations, Industry, Associations and Others*

Month	RESEARCH AND OTHER		TRAINING		Total Grants
	Federal	Non-Federal	Federal	Non-Federal	
July	\$ 54,392,780	\$ 1,031,886	\$ 7,034,788	\$ 0	\$ 62,459,460
August	\$ 106,644,800	\$ 2,487,815	\$ 10,875,880	\$ 199,000	\$ 120,207,500
September	\$ 54,887,540	\$ 855,616	\$ 11,260,000	\$ 0	\$ 67,003,160
October	\$ 69,439,460	\$ 3,387,818	\$ 6,360,827	\$ 194,787	\$ 79,382,900
November	\$ 7,672,178	\$ 2,205,321	\$ 319,941	\$ 21,146	\$ 10,218,590
Year to Date	\$ 293,036,800	\$ 9,968,456	\$ 35,851,430	\$ 414,933	\$ 339,271,600

Assuming acceptance of all awards by the Board of Regents

Summary of Grant Awards

Fiscal Year 2007-2008

Private awards from Foundations, Industry, Associations and Others

Month	RESEARCH AND OTHER	TRAINING	Total Grants
July	\$ 5,529,786	\$ 223,067	\$ 5,752,853
August	\$ 12,792,000	\$ 604,407	\$ 13,396,400
September	\$ 16,434,390	\$ 237,863	\$ 16,672,250
October	\$ 25,846,500	\$ 150,020	\$ 25,996,520
November	\$ 6,912,596	\$ 233,710	\$ 7,146,306
Year to Date	\$ 67,515,270	\$ 1,449,067	\$ 68,964,340

Assuming acceptance of all awards by the Board of Regents

Summary of Contract Awards

Fiscal Year 2007-2008

Month	RESEARCH AND OTHER		TRAINING		Total Contracts
	Federal	Non-Federal	Federal	Non-Federal	
July	\$ 496,481	\$ 8,486,723	\$ 0	\$ 5,370,224	\$ 14,353,430
August	\$ 4,778,947	\$ 5,840,805	\$ 2,977	\$ 238,528	\$ 10,861,260
September	\$ 8,132,220	\$ 7,054,878	\$ 1,273	\$ 1,619,535	\$ 16,807,910
October	\$ 6,481,776	\$ 9,653,934	\$ 50,000	\$ 1,839,108	\$ 18,024,820
November	\$ 3,618,770	\$ 5,471,781	\$ 0	\$ 1,492,369	\$ 10,582,920
Year to Date	\$ 23,508,190	\$ 36,508,120	\$ 54,250	\$ 10,559,760	\$ 70,630,330

Assuming acceptance of all awards by the Board of Regents

**Report of Grant and Contract Awards
of \$1,000,000 or More**

November 2007

**Requiring action of
The Board of Regents
of the
University of Washington**

**Office of Research
Office of Sponsored Programs**

Detail of Contract Awards

Federal

US Department of Defense (DOD)

Naval Surface Warfare Center

To:	Gary L Harkins, Associate Director Applied Physics Laboratory	\$ 1,000,000
For:	FY08 AN/BQH9 System Upgrades (O&MN)	
Eff:	9/25/2007	

Total for Naval Surface Warfare Center:	\$ 1,000,000
--	---------------------

Total for US Department of Defense (DOD):	\$ 1,000,000
--	---------------------

Total for Federal:	\$ 1,000,000
---------------------------	---------------------

Total Contracts:	\$ 1,000,000
-------------------------	---------------------

Grand Total for all Awards	\$ 1,000,000
-----------------------------------	---------------------