

VII. STANDING COMMITTEES

B. Finance, Audit and Facilities Committee

Grant and Contract Awards – June, 2007

RECOMMENDED ACTION:

It is the recommendation of the administration and the Finance and Audit Committee that the Board of Regents accept the Grant and Contract Awards as presented on the attached list.

Attachment: Grant and Contract Awards Summary  
Report of Grant and Contract Awards of  
\$1,000,000 or More

---

---

# **Grant and Contract Awards Summary**

**to**

**The Board of Regents**

**of the**

**University of Washington**

**for**

**June 2007**

**Office of Research**

**Office of Sponsored Programs**

---

---

---

## Table of Contents

Award Highlights	3
Graphical Summary of Award Activity	4
Summary of Grant and Contract Awards	5
Comparison of Grants and Contract Awards by Agency	6
Comparison of Grants and Contract Awards by School/College	7
Listing of Awards for College of Arts and Sciences by Department	9
Summary of Grant Awards – Excluding Private Awards	11
Summary of Grant Awards - Private Awards	12
Summary of Contract Awards	13
Report of Grant & Contract Awards over \$1,000,000	14

## JUNE 2007 HIGHLIGHTS

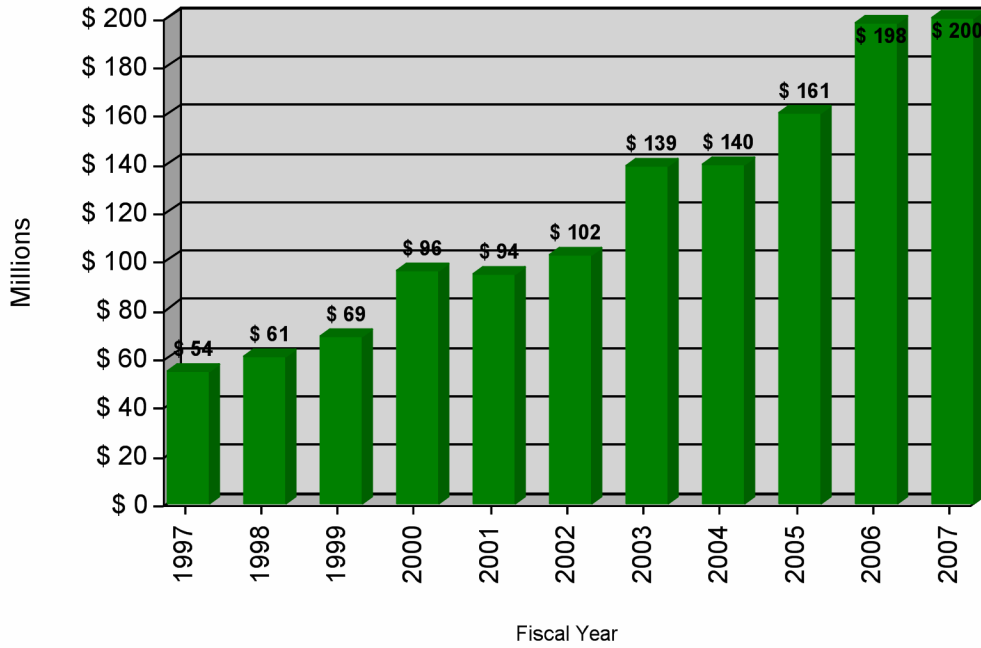
---

The *National Science Foundation* (NSF) awarded a grant in the amount of \$1,289,000 for a project under the direction of *Professor Daniel Schwartz* of the *Department of Chemical Engineering* entitled “*NIRT: Protein-aided nanomanufacturing.*” This purpose of the project is to develop the molecules, hardware and software for high throughput protein-aided manufacturing. Several groups worldwide are developing new inorganic synthesizing proteins using combinatorial biology approaches; however, efficient strategies for integrating these new proteins into manufacturing processes have not been established. This project will investigate one possible strategy, with the specific goal of building improved nanostructured solar cells.

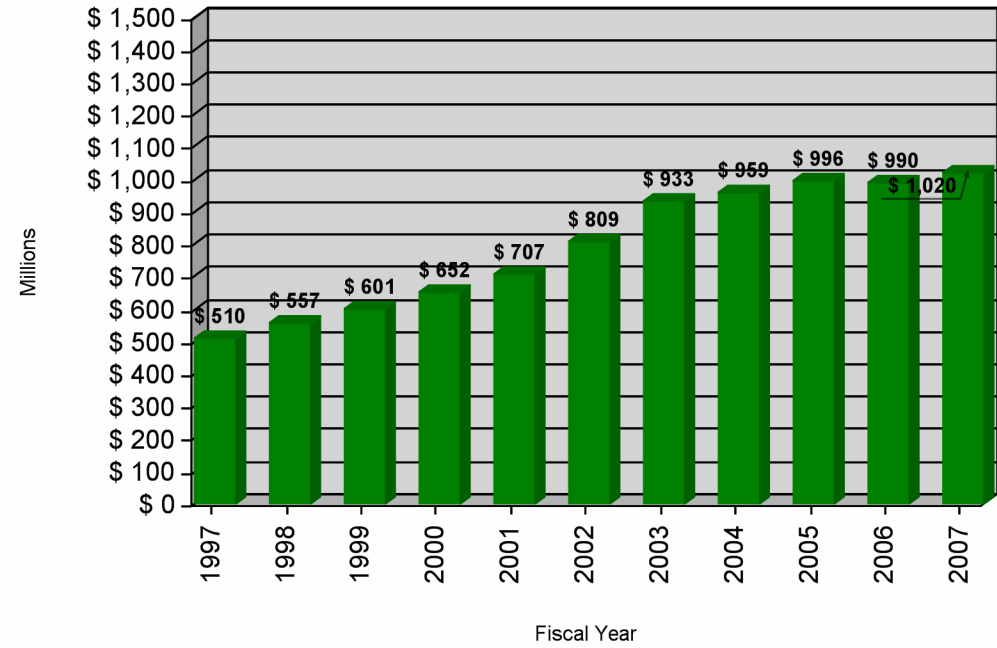
The *National Institutes of Health* (NIH) awarded a grant in the amount of \$1,018,355 for a project under the direction of *Associate Professor Evan Eichler* of the *Department of Genome Sciences* entitled “*Human Genome Structural Variation Project.*” This purpose of this project is to investigate common structural variation within the human genome. There has been considerable progress in understanding the nature and pattern of single nucleotide variation within the human species, but a comprehensive understanding of human structural variation which includes deletions, insertions and inversions polymorphisms lags far behind. Recent studies, however, suggest that genome structural variation is common in the normal population, alters gene structure and is associated with human disease and disease susceptibility. This project will identify inversions, deletions and insertions in nine human samples, sequence the structure of each of these, and develop genotyping assays to assess their frequency in the human population. The results of this work will generate the first high quality reference set of sequenced structural variants, provide insight into the molecular mechanisms underlying these events and develop the necessary genotyping framework to assess the phenotypic consequences in terms of human disease and adaptation.

The *Washington State Department of Social and Health Services* (WSDSHS) awarded a grant in the amount of \$1,000,000 for a project under the direction of *Dean Edwina Uehara* of the *School of Social Work* entitled “*Partners for Our Children.*” This project establishes a partnership between WSDSHS, the UW, and the philanthropic community with the goal of creating positive change within the foster care system. This partnership will employ four strategies in pursuing its goal of improving the foster care system: 1. promotion of innovative and evidence-based practices; 2. rigorous program evaluation and policy analysis; 3. support for excellence in child welfare education and workforce training; and 4. public affairs and communications.

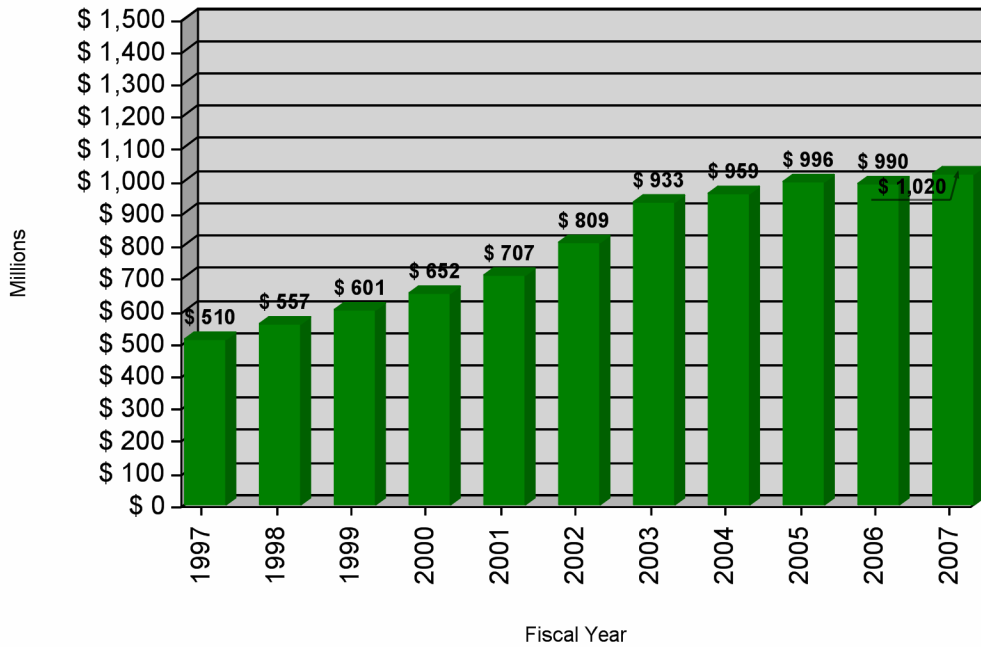
**June Only**  
Comparison of Grant & Contract Awards



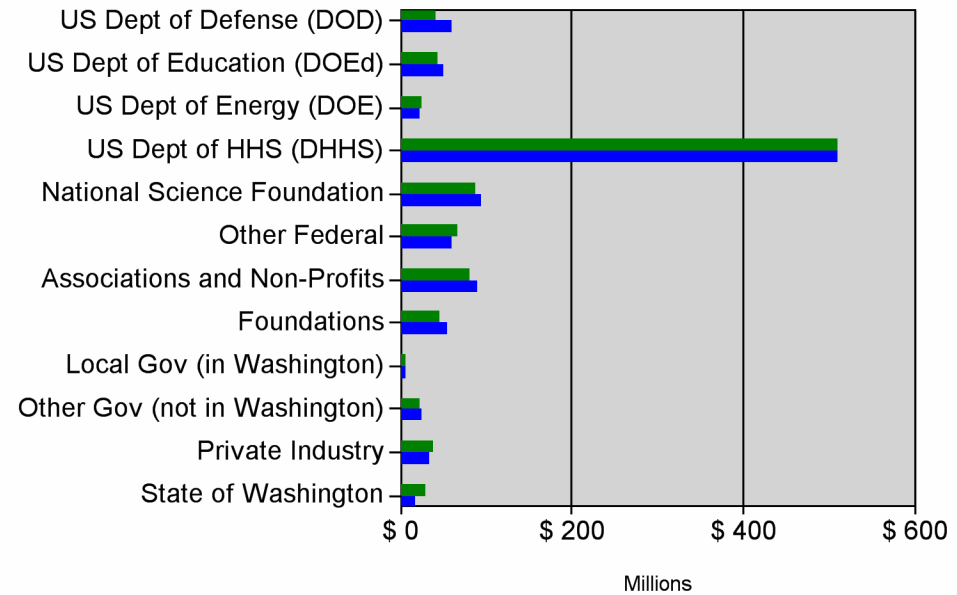
**Fiscal Year to Date**  
Comparison of Grant & Contract Awards



**Complete Fiscal Year**  
Comparison of Grant & Contract Awards



**Fiscal Year to Date**  
Two-Year Comparison of Grant and Contract Awards



Legend: ■ Jul-Jun FY06 ■ Jul-Jun FY07

---

---

**Summary of Grant and Contract Awards****Fiscal Year 2006-2007**

---

<b>Month</b>	<b>RESEARCH AND OTHER</b>		<b>TRAINING</b>		<b>Total Grants and Contracts</b>
	<b>Federal</b>	<b>Non-Federal</b>	<b>Federal</b>	<b>Non-Federal</b>	
July	\$ 47,163,420	\$ 10,608,360	\$ 6,191,659	\$ 693,994	\$ 64,657,430
August	\$ 117,647,300	\$ 11,808,260	\$ 5,648,729	\$ 443,216	\$ 135,547,500
September	\$ 64,660,620	\$ 23,947,570	\$ 4,289,084	\$ 905,277	\$ 93,802,540
October	\$ 53,216,540	\$ 17,106,880	\$ 11,166,060	\$ 1,883,808	\$ 83,373,280
November	\$ 20,534,570	\$ 21,605,170	\$ 375,521	\$ 651,926	\$ 43,167,190
December	\$ 16,331,970	\$ 14,848,460	\$ 363,440	\$ 91,262	\$ 31,635,140
January	\$ 27,306,600	\$ 19,270,490	\$ 1,255,173	\$ 197,667	\$ 48,029,940
February	\$ 24,893,720	\$ 13,391,360	\$ 630,325	\$ 1,207,409	\$ 40,122,810
March	\$ 74,197,140	\$ 21,448,700	\$ 1,272,917	\$ 2,550,349	\$ 99,469,100
April	\$ 66,922,810	\$ 16,975,640	\$ 3,018,965	\$ 856,666	\$ 87,774,090
May	\$ 72,444,550	\$ 14,339,510	\$ 5,028,196	\$ 825,860	\$ 92,638,120
June	\$ 121,117,400	\$ 25,691,680	\$ 47,466,380	\$ 5,484,756	\$ 199,760,200
<b>FY07 to Date</b>	<b>\$706,531,839</b>	<b>\$210,946,818</b>	<b>\$86,706,450</b>	<b>\$15,792,189</b>	<b>\$1,019,977,296</b>
<b>FY06 to Date</b>	<b>\$707,191,515</b>	<b>\$198,253,548</b>	<b>\$63,224,672</b>	<b>\$21,029,882</b>	<b>\$989,699,618</b>
<b>Over (Under) Previous Year</b>	<b>(\$659,676)</b>	<b>\$12,693,270</b>	<b>\$23,481,778</b>	<b>(\$5,237,693)</b>	<b>\$30,277,678</b>

*Assuming acceptance of all awards by the Board of Regents*

---

---

**Comparison of Grant and Contract Awards by Agency**

**Fiscal Years 2005-2006 and 2006-2007**

---

<b>Agency</b>	<b>FY06</b>	<b>FY07</b>
US Department of Defense (DOD)	\$ 41,574,090	\$ 60,315,941
US Department of Education (DOEd)	\$ 42,827,254	\$ 50,295,288
US Department of Energy (DOE)	\$ 23,782,476	\$ 20,792,311
US Department of Health and Human Services (DHHS)	\$ 508,788,061	\$ 508,408,954
National Science Foundation (NSF)	\$ 86,684,720	\$ 94,987,402
Other Federal	\$ 66,759,586	\$ 58,438,394
<b>Subtotal for Federal :</b>	<b>\$ 770,416,187</b>	<b>\$ 793,238,289</b>
Associations and Non-Profits	\$ 80,380,842	\$ 90,463,509
Foundations	\$ 45,465,910	\$ 55,262,860
Local Government (in Washington)	\$ 4,576,861	\$ 4,811,158
Other Government (not in Washington)	\$ 21,233,656	\$ 24,860,430
Private Industry	\$ 37,672,325	\$ 33,817,436
State of Washington	\$ 29,953,837	\$ 17,523,614
<b>Subtotal for Non-Federal :</b>	<b>\$ 219,283,430</b>	<b>\$ 226,739,007</b>
<b>Grand Total :</b>	<b>\$ 989,699,618</b>	<b>\$ 1,019,977,296</b>
<b>Amount of Increase (Decrease) :</b>		<b>\$ 30,277,678</b>
<b>Percent of Increase (Decrease) :</b>		<b>3.1 %</b>

*Assuming acceptance of all awards by the Board of Regents*

**Comparison of Grant and Contract Awards by School/College**

**Fiscal Years 2005-2006 and 2006-2007**

<b>School/College</b>	<b>FY06</b>	<b>FY07</b>
<b>Upper Campus</b>		
Architecture and Urban Planning	\$ 4,003,233	\$ 967,374
Arts and Sciences	\$ 83,804,740	\$ 99,172,864
Business Administration	\$ 718,290	\$ 113,418
Computing & Communications		\$ 100,000
Director of Libraries	\$ 3,140,268	\$ 2,229,727
Education	\$ 11,584,080	\$ 16,474,007
Educational Outreach	\$ 718,394	\$ 439,400
Engineering	\$ 83,977,788	\$ 79,423,507
Evans School of Public Affairs	\$ 3,969,119	\$ 6,616,071
Executive Vice President	\$ 746,160	
Forest Resources	\$ 8,529,486	\$ 6,030,573
Graduate School	\$ 6,165,177	\$ 5,186,566
Information School	\$ 2,185,809	\$ 1,788,301
Law	\$ 387,144	\$ 2,069,680
Ocean and Fishery Sciences	\$ 80,527,403	\$ 89,468,286
Office of Research	\$ 19,005,648	\$ 19,742,658
Social Work	\$ 19,778,270	\$ 16,657,687
Undergraduate Education	\$ 117,665	\$ 1,250,161
VP Educational Partnerships	\$ 111,252	\$ 131,347
VP Minority Affairs	\$ 7,449,043	\$ 5,442,213
VP Student Affairs	\$ 332,883	\$ 473,341
VP Student Life	\$ 22,730,917	\$ 23,620,339
<b>Subtotal :</b>	<b>\$ 359,982,769</b>	<b>\$ 377,397,520</b>
<b>Health Sciences</b>		
Dentistry	\$ 16,116,709	\$ 10,270,646
Health Sciences Admin	\$ 503,050	\$ 61,000
Medical Centers	\$ 82,157	\$ 1,000
Medicine	\$ 463,021,486	\$ 496,225,402
Nursing	\$ 20,341,691	\$ 14,830,863
Pharmacy	\$ 12,139,267	\$ 13,175,785
Public Health and Community Medicine	\$ 82,913,594	\$ 81,621,246
<b>Subtotal :</b>	<b>\$ 595,117,953</b>	<b>\$ 616,185,941</b>
<b>Special Programs</b>		
Alcohol and Drug Abuse Institute	\$ 3,878,288	\$ 1,673,433
CHDD Administration	\$ 6,648,198	\$ 10,549,341
Regional Primate Center	\$ 22,009,786	\$ 13,257,942
<b>Subtotal :</b>	<b>\$ 32,536,272</b>	<b>\$ 25,480,716</b>
<b>Other UW Campuses</b>		



<b>School/College</b>		<b>FY06</b>	<b>FY07</b>
<b>Other UW Campuses</b>	Bothell	\$ 1,461,636	\$ 680,323
	Tacoma	\$ 600,987	\$ 232,796
<b>Subtotal :</b>		<b>\$ 2,062,623</b>	<b>\$ 913,119</b>
<b>Grand Total :</b>		<b>\$ 989,699,618</b>	<b>\$ 1,019,977,296</b>

*Assuming acceptance of all awards by the Board of Regents*

**List of Awards for Arts and Sciences**

**Fiscal Years 2005-2006 and 2006-2007**

<b>Department</b>	<b>FY06</b>	<b>FY07</b>
Center for Humanities	\$ 100,000	\$0
Center for Statistics and the Social Sciences	\$ 495,420	\$ 809,139
Center for Studies in Demography and Ecology	\$ 3,358,548	\$ 2,204,034
Department of Anthropology	\$ 560,270	\$ 223,974
Department of Applied Mathematics	\$ 1,013,219	\$ 1,755,667
Department of Asian Languages and Literature	\$ 152,020	\$ 91,760
Department of Astronomy	\$ 2,590,962	\$ 3,659,866
Department of Atmospheric Sciences	\$ 5,980,895	\$ 7,816,465
Department of Biology	\$ 9,072,907	\$ 10,638,370
Department of Chemistry	\$ 14,209,210	\$ 21,773,610
Department of Classics	\$ 30,000	\$0
Department of Communication	\$ 1,135,181	\$ 1,541,100
Department of Comparative Literature	\$0	\$ 46,178
Department of Earth and Space Sciences	\$ 7,968,597	\$ 6,742,383
Department of Economics	\$ 7,250	\$ 24,800
Department of English	\$ 55,000	\$ 60,000
Department of Geography	\$ 820,596	\$ 180,909
Department of Germanics	\$ 44,000	\$ 53,000
Department of History	\$ 354,000	\$ 70,694
Department of Linguistics	\$0	\$ 186,277
Department of Mathematics	\$ 1,663,027	\$ 1,524,427
Department of Near Eastern Languages and Civilization	\$ 17,500	\$0
Department of Physics	\$ 10,540,490	\$ 10,979,440
Department of Political Science	\$ 299,966	\$ 566,198
Department of Psychology	\$ 9,674,287	\$ 11,196,470
Department of Romance Languages	\$0	\$ 6,000
Department of Scandinavian Studies	\$0	\$ 11,000
Department of Sociology	\$ 367,057	\$ 170,649
Department of Speech and Hearing Sciences	\$ 1,594,148	\$ 2,087,816
Department of Statistics	\$ 1,479,633	\$ 1,292,971
Department of Women Studies	\$0	\$ 23,592
Gaining Early Awareness and Readiness for Undergraduate Programs	\$ 1,020,000	\$ 750,000
Henry M. Jackson School of International Studies	\$ 4,183,896	\$ 7,395,238
Institute for Nuclear Theory	\$ 4,521,700	\$ 4,031,400
Language Learning Center	\$ 20,274	\$ 20,000
Law, Societies and Justice Program	\$ 106,927	\$ 168,092
Public Performing Arts	\$ 145,350	\$ 169,370
School of Art	\$ 40,000	\$ 48,000

<b>Department</b>	<b>FY06</b>	<b>FY07</b>
School of Music	\$0	\$ 300,000
Thomas Burke Memorial Washington State Museum	\$ 182,409	\$ 553,981
<b>Total :</b>	<b>\$ 83,804,740</b>	<b>\$ 99,172,860</b>

*Assuming acceptance of all awards by the Board of Regents*

---

---

**Summary of Grant Awards****Fiscal Year 2006-2007***Excluding private awards from Foundations, Industry, Associations and Others*

---

<b>Month</b>	<b>RESEARCH AND OTHER</b>		<b>TRAINING</b>		<b>Total Grants</b>
	<b>Federal</b>	<b>Non-Federal</b>	<b>Federal</b>	<b>Non-Federal</b>	
July	\$ 46,551,120	\$ 3,419,926	\$ 6,191,659	\$ 116,675	\$ 56,279,380
August	\$ 115,661,200	\$ 1,805,011	\$ 5,648,729	\$ 0	\$ 123,114,900
September	\$ 59,774,620	\$ 835,114	\$ 4,289,084	\$ 170,000	\$ 65,068,820
October	\$ 44,817,340	\$ 2,573,647	\$ 11,142,060	\$ 23,528	\$ 58,556,580
November	\$ 13,934,800	\$ 2,200,982	\$ 375,521	\$ 192,752	\$ 16,704,050
December	\$ 11,728,690	\$ 1,484,791	\$ 363,440	\$ 0	\$ 13,576,920
January	\$ 21,275,320	\$ 3,288,305	\$ 1,255,173	\$ 21,729	\$ 25,840,520
February	\$ 24,184,510	\$ 1,216,303	\$ 630,325	\$ 0	\$ 26,031,140
March	\$ 69,950,890	\$ 1,373,506	\$ 1,264,817	\$ 40,562	\$ 72,629,780
April	\$ 62,101,380	\$ 477,845	\$ 3,018,965	\$ 20,000	\$ 65,618,200
May	\$ 65,854,880	\$ 585,036	\$ 5,028,196	\$ 11,000	\$ 71,479,110
June	\$ 102,342,800	\$ 2,666,829	\$ 46,860,020	\$ 497,080	\$ 152,366,700
<b>Year to Date</b>	<b>\$ 638,177,500</b>	<b>\$ 21,927,290</b>	<b>\$ 86,068,000</b>	<b>\$ 1,093,326</b>	<b>\$ 747,266,100</b>

---

*Assuming acceptance of all awards by the Board of Regents*

---

---

**Summary of Grant Awards****Fiscal Year 2006-2007***Private awards from Foundations, Industry, Associations and Others*

---

<b>Month</b>	<b>RESEARCH AND OTHER</b>	<b>TRAINING</b>	<b>Total Grants</b>
July	\$ 4,734,940	\$ 61,206	\$ 4,796,146
August	\$ 7,107,670	\$ 184,174	\$ 7,291,844
September	\$ 20,026,620	\$ 266,485	\$ 20,293,100
October	\$ 9,473,966	\$ 123,297	\$ 9,597,263
November	\$ 13,961,920	\$ 187,000	\$ 14,148,920
December	\$ 8,679,547	\$ 5,000	\$ 8,684,547
January	\$ 10,753,580	\$ 77,548	\$ 10,831,130
February	\$ 9,622,090	\$ 4,965	\$ 9,627,054
March	\$ 14,005,710	\$ 235,982	\$ 14,241,690
April	\$ 12,210,320	\$ 69,200	\$ 12,279,520
May	\$ 9,072,611	\$ 186,980	\$ 9,259,591
June	\$ 16,178,280	\$ 1,660,224	\$ 17,838,500
<b>Year to Date</b>	<b>\$ 135,827,200</b>	<b>\$ 3,062,060</b>	<b>\$ 138,889,300</b>

---

*Assuming acceptance of all awards by the Board of Regents*

---

---

**Summary of Contract Awards****Fiscal Year 2006-2007**

---

<b>Month</b>	<b>RESEARCH AND OTHER</b>		<b>TRAINING</b>		<b>Total Contracts</b>
	<b>Federal</b>	<b>Non-Federal</b>	<b>Federal</b>	<b>Non-Federal</b>	
July	\$ 612,297	\$ 2,453,493	\$ 0	\$ 516,113	\$ 3,581,903
August	\$ 1,986,095	\$ 2,895,583	\$ 0	\$ 259,042	\$ 5,140,720
September	\$ 4,885,993	\$ 3,085,836	\$ 0	\$ 468,792	\$ 8,440,621
October	\$ 8,399,199	\$ 5,059,262	\$ 24,000	\$ 1,736,983	\$ 15,219,440
November	\$ 6,599,777	\$ 5,442,261	\$ 0	\$ 272,174	\$ 12,314,210
December	\$ 4,603,284	\$ 4,684,126	\$ 0	\$ 86,262	\$ 9,373,671
January	\$ 6,031,284	\$ 5,228,605	\$ 0	\$ 98,390	\$ 11,358,280
February	\$ 709,207	\$ 2,552,967	\$ 0	\$ 1,202,444	\$ 4,464,618
March	\$ 4,246,249	\$ 6,069,481	\$ 8,100	\$ 2,273,805	\$ 12,597,640
April	\$ 4,821,428	\$ 4,287,482	\$ 0	\$ 767,466	\$ 9,876,375
May	\$ 6,589,671	\$ 4,681,864	\$ 0	\$ 627,880	\$ 11,899,420
June	\$ 18,774,600	\$ 6,846,574	\$ 606,354	\$ 3,327,452	\$ 29,554,980
<b>Year to Date</b>	<b>\$ 68,259,080</b>	<b>\$ 53,287,530</b>	<b>\$ 638,454</b>	<b>\$ 11,636,800</b>	<b>\$ 133,821,900</b>

---

*Assuming acceptance of all awards by the Board of Regents*

---

---

**Report of Grant and Contract Awards  
of \$1,000,000 or More**

**June 2007**

**Requiring action of  
The Board of Regents  
of the  
University of Washington**

**Office of Research  
Office of Sponsored Programs**

---

---

## Detail of Public Grant Awards

### Federal

---

#### US Department of Education (DOEd)

##### Office of Federal Student Aid (FSA)

To:	Sharon K. Lewis, Director STUDENT FINANCIAL AID	\$ 17,600,000
For:	Pell Grant	
Eff:	7/1/2006	
To:	Sharon K. Lewis, Director STUDENT FINANCIAL AID	\$ 2,142,473
For:	Supplemental Educational Opportunity Grant Program	
Eff:	7/1/2006	
To:	Sharon K. Lewis, Director STUDENT FINANCIAL AID	\$ 2,498,968
For:	Federal Work Study	
Eff:	7/1/2006	
To:	Sharon K. Lewis, Director STUDENT FINANCIAL AID	\$ 1,378,898
For:	State Work Study	
Eff:	7/1/2006	

**Total for Office of Federal Student Aid (FSA):** \$ 23,620,339

**Total for US Department of Education (DOEd):** \$ 23,620,339

#### US Department of Health and Human Services (DHHS)

##### Health Resources and Services Administration (HRSA)

To:	King K. Holmes, Professor Department of Medicine	\$ 29,709,412
For:	International AIDS Education and Training Center	
Eff:	4/1/2006	

**Total for Health Resources and Services Administration (HRSA):** \$ 29,709,412

##### National Institute for Occupational Safety and Health (NIOSH)

To:	Noah S. Seixas, Professor Department of Environmental and Occupational Health Sciences	\$ 1,272,582
For:	Education and Research Center	
Eff:	7/1/2005	
To:	Richard A. Fenske, Professor Department of Environmental and Occupational Health Sciences	\$ 1,324,283
For:	Pacific Northwest Agricultural Safety and Health Center	
Eff:	9/30/2007	

**Total for National Institute for Occupational Safety and Health (NIOSH):** \$ 2,596,865



## Detail of Public Grant Awards

### Federal

---

#### US Department of Health and Human Services (DHHS)

##### National Institutes of Health (NIH)

To: Buddy D Ratner, Professor \$ 2,001,635  
Bioengineering

For: Engineered Cardiac Morphogenesis: Stem Cells and Scaffolds

Eff: 6/1/2007

To: Scott S. Emerson, Professor \$ 2,159,867  
Department of Biostatistics

For: EMS Network Data Coordinating Center

Eff: 9/1/2004

To: B. Greg Brown, Professor Emeritus \$ 1,481,774  
Department of Medicine

For: AIM HIGH: Niacin Plus Statin to Prevent Vascular Events

Eff: 5/1/2007

To: David Kimelman, Professor \$ 1,059,184  
Department of Biochemistry

For: Training in Molecular and Cellular Biology

Eff: 7/1/2007

To: Walter A Kukull, Director \$ 2,741,226  
Department of Epidemiology

For: National Alzheimer's Coordinating Center

Eff: 7/1/1999

##### *National Center for Research Resources (NCRR)*

To: Paul G Ramsey, Dean \$ 5,182,932  
Principal Accts

For: UW General Clinical Research Center Non-competing Renewal

Eff: 4/1/2007

*Total for National Center for Research Resources (NCRR):* \$ 5,182,932

##### *National Human Genome Research Institute (NHGRI)*

To: Evan E Eichler, Associate Professor \$ 1,018,355  
Department of Genome Sciences

For: Human Genome Structural Variation Project

Eff: 3/21/2007

*Total for National Human Genome Research Institute (NHGRI):* \$ 1,018,355

##### *National Institute of Allergy and Infectious Diseases (NIAID)*

To: Shiu-lok Hu, Professor \$ 3,047,144  
Department of Pharmaceutics

For: Combined Approach to Broadly Protective AIDS Vaccines

## Detail of Public Grant Awards

### Federal

---

#### US Department of Health and Human Services (DHHS)

##### National Institutes of Health (NIH)

*National Institute of Allergy and Infectious Diseases (NIAID)*

Eff: 3/1/2007

*Total for National Institute of Allergy and Infectious Diseases (NIAID):* \$ 3,047,144

*National Institute of General Medical Sciences (NIGMS)*

To: Lawrence A Loeb, Professor \$ 1,051,388  
Department of Pathology

For: Medical Scientist Training Program

Eff: 7/1/2007

*Total for National Institute of General Medical Sciences (NIGMS):* \$ 1,051,388

*National Institute of Mental Health (NIMH)*

To: Geraldine Dawson, Professor \$ 1,522,337  
Department of Psychology

For: UW STAART Center of Excellence

Eff: 5/13/2003

*Total for National Institute of Mental Health (NIMH):* \$ 1,522,337

**Total for National Institutes of Health (NIH):** \$ 21,265,842

**Total for US Department of Health and Human Services (DHHS):** \$ 53,572,119

##### National Science Foundation (NSF)

##### National Science Foundation (NSF)

To: Daniel T. Schwartz, Professor \$ 1,289,000  
Chemical Engineering

For: NIRT: Protein-aided nanomanufacturing

Eff: 7/1/2007

To: John D Bransford, Professor \$ 2,487,596  
Department of Education

For: The LIFE Center: Learning in Informal and Formal Environments

Eff: 9/1/2004

**Total for National Science Foundation (NSF):** \$ 3,776,596

**Total for National Science Foundation (NSF):** \$ 3,776,596

**Total for Federal:** \$ 80,969,054

### State of Washington

---

#### Washington State Department of Social and Health Services (DSHS)

To: Edwina Uehara, Dean \$ 1,000,000

**Detail of Public Grant Awards**

**State of Washington**

---

**Washington State Department of Social and Health Services (DSHS)**

School of Social Work

For: Partners for Our Children

Eff: 6/15/2007

**Total for Washington State Department of Social and Health Services (DSHS):** **\$ 1,000,000**

**Total for State of Washington:** **\$ 1,000,000**

**Total Public Grants:** **\$ 81,969,054**

## Detail of Private Grant Awards

### Foundations

---

#### **Bill and Melinda Gates Foundation**

To: Christopher J Murray, Professor  
Global Health \$ 4,862,480

For: Health Metrics Institute Proposal

Eff: 5/1/2007

**Total for Bill and Melinda Gates Foundation: \$ 4,862,480**

#### **Wallace H. Coulter Foundation**

To: Yongmin Kim, Chair  
Bioengineering \$ 1,000,000

For: UW Translational Research Partnerships in Biomedical Engineering

Eff: 12/15/2005

**Total for Wallace H. Coulter Foundation: \$ 1,000,000**

**Total for Foundations: \$ 5,862,480**

**Total Private Grants: \$ 5,862,480**

## Detail of Contract Awards

### Federal

---

#### US Department of Health and Human Services (DHHS)

##### Centers for Disease Control and Prevention (CDC)

To: Grace C. John Stewart, Assoc Professor \$ 2,504,500  
 Department of Medicine  
 For: University of Washington/Coptic Hospital Collaborative HIV-1 Care  
 Eff: 4/1/2007

**Total for Centers for Disease Control and Prevention (CDC): \$ 2,504,500**

##### National Institutes of Health (NIH)

To: Roberta A Pagon, Professor \$ 1,523,731  
 Department of Pediatrics  
 For: Creation and Maintenance of the GeneTests Database Records  
 Eff: 6/1/2004

##### *National Heart, Lung, and Blood Institute (NHLBI)*

To: Deborah A Nickerson, Professor \$ 1,963,493  
 Department of Genome Sciences  
 For: [GC-1 #1004160, 3rd Revision] UW NHLBI Resequencing Center  
 Eff: 9/30/2004

*Total for National Heart, Lung, and Blood Institute (NHLBI): \$ 1,963,493*

##### *National Institute of Allergy and Infectious Diseases (NIAID)*

To: Dorothy L Patton, Professor \$ 1,779,818  
 Department of Obstetrics and Gynecology  
 For: Topical Microbicide Safety and Efficacy Evaluation in Nonhuman  
 Primates  
 Eff: 5/31/2007

To: David Anderson, Associate Director \$ 3,234,811  
 Regional Primate Center  
 For: Simian Vaccine Evaluation Unit - 4  
 Eff: 6/8/2008

To: David Anderson, Associate Director \$ 3,486,039  
 Regional Primate Center  
 For: Simian Vaccine Evaluation Unit - 4  
 Eff: 6/22/2007

*Total for National Institute of Allergy and Infectious Diseases (NIAID): \$ 8,500,668*

**Total for National Institutes of Health (NIH): \$ 11,987,892**

**Total for US Department of Health and Human Services (DHHS): \$ 14,492,392**

**Total for Federal: \$ 14,492,392**

**Detail of Contract Awards**

**State of Washington**

---

**Washington State Department of Social and Health Services (DSHS)**

To: Jon M. Mc Clellan, Assoc Professor \$ 2,020,164  
Department of Psychiatry

For: Child Study and Treatment Center 2007-09

Eff: 7/1/2007

**Total for Washington State Department of Social and Health Services (DSHS): \$ 2,020,164**

**Total for State of Washington: \$ 2,020,164**

**Total Contracts: \$ 16,512,556**

**Grand Total for all Awards \$ 104,344,090**