

VII. STANDING COMMITTEES

B. Finance, Audit and Facilities Committee

UW

Report of Contributions

University of Washington
University of Washington Foundation

July, 2007

NOTES AS OF JULY 31, 2007

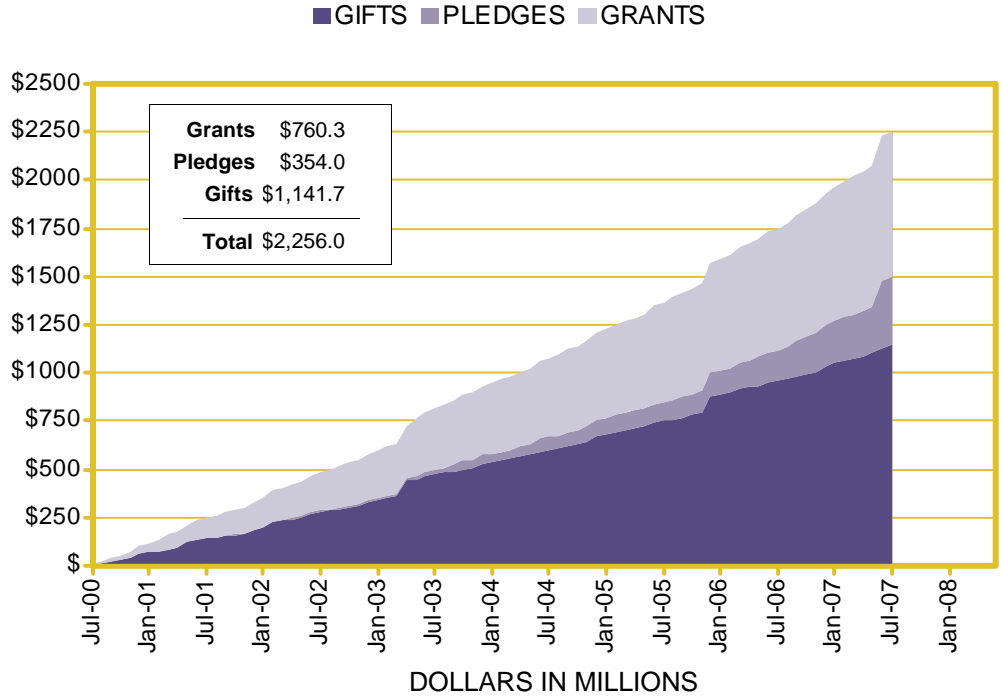
DATA POINTS

\$2,255,952,919 has been raised toward our campaign goal of \$2.5 billion.

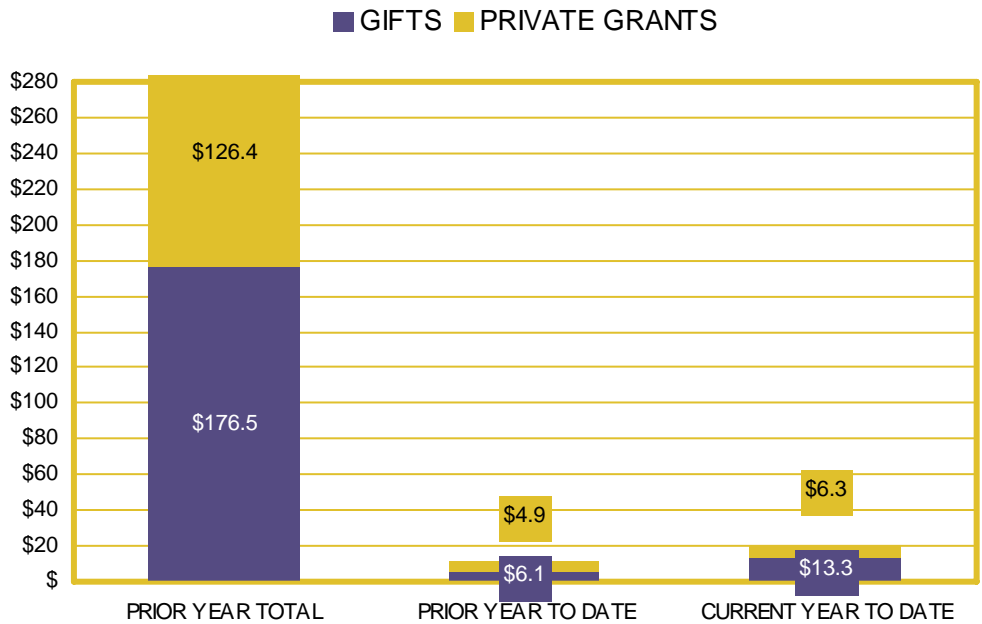
The UW received \$19.5 million in total private voluntary support (\$13.3 million in gifts and \$6.3 in grants) in July.

Areas including Architecture, Arts and Sciences, Broadcast Services, Business School, Education, Engineering, Evans Schl. of Pub. Affairs, Forest Resources, Graduate School, Information School, Intercollegiate Athletics, Law, Libraries, Nursing, Pharmacy, Scholar. & Student Progs., Social Work, UW Bothell, UW Medicine

FUNDRAISING PROGRESS SINCE JULY 1, 2000



CURRENT GIFT AND PRIVATE GRANT TOTALS



JULY 2007 GIFTS AND IMPACT

Selected gifts representing private support for one of the University of Washington's key fundraising priorities -- student, faculty, program and facility support.

Jonathan and Shelley Bagg - \$26,143 to the College of Engineering

- The Shelley and Jonathan Bagg Endowed Scholarship will provide financial assistance to undergraduate students in the Chemical Engineering Department who are Washington State residents.
- Mr. and Mrs. Bagg pledged \$100,000 to create the scholarship. The University of Washington's Students First Matching Initiative, which provides a 50 percent match to qualifying new endowed funds established prior to the end of Campaign UW: Creating Futures, will add an additional \$50,000 to their endowment.
- Both College of Engineering alumni, Mr. and Mrs. Bagg met in a UW chemistry class. Mrs. Bagg, who credits scholarship support she received as a student with enabling much of her success in life, is happy to pass this legacy on by helping deserving students obtain chemical engineering degrees.

Jordan Education Trust - \$28,919 to the College of Education

- This gift to the Jordanian Teachers Exchange Program will provide operational and program support for a teacher exchange program between Puget Sound-area K-12 schools and their counterparts in Jordan. This is the second of three payments toward an \$89,000 pledge to be completed by August 2007.
- This is the first major project sponsored by the Jordan Education Trust, founded by Phil and Geda Condit and administered by their daughter, Megan. The program is designed to strengthen international partnerships in education, which has interested the Condits for years.
- Five Jordanian teachers visited the UW for three weeks in July, participating in professional development opportunities alongside five Washington teachers. On August 3, the Washington teachers left for 3 weeks in Jordan to learn about the education system alongside the same Jordanian teachers.

Betty and James McCurdy - \$49,122 to the School of Nursing

- The Betty B. and James G. McCurdy Endowed Fund provides support for the Center for Excellence in Nursing Education, to be used at the discretion of the Dean of the School of Nursing.
- The Center for Excellence is a state-of-the-art learning resource center serving Nursing faculty, undergraduate and graduate students. It includes practice materials for performing health care therapeutics, specialized high-tech equipment utilized in acute care settings and simulation learning experiences.
- Betty McCurdy graduated from the UW School of Nursing in 1949 with her BSN and a certificate in Public and Community Medicine. She is a founding member of the School of Nursing Visiting Committee and sits on the School of Nursing Campaign Advisory Board. In 2007 Betty received the Distinguished Volunteer Award from the UW School of Nursing. James "Jim" McCurdy is also a UW alum and graduated with an engineering degree in 1945. He also volunteers extensively with the University and has served on the UW Foundation Board.





REPORT OF CONTRIBUTIONS

July 2007

CAMPAIGN UW: CREATING FUTURES

Report prepared by: Office of Development and Alumni Relations
Advancement Services, Information Management

8/13/2007 11:46 AM

TABLE OF CONTENTS

Campaign Progress to Date*	1
Campaign Progress by Giving Level*	2
Campaign Progress Pyramid*	3
Campaign Progress by Constituency*	4
Campaign Theme Progress*	5
Development Area Summary - Total Private Voluntary Support	6
Development Area Summary - Gifts and Private Grants	7
Development Area Summary - Gifts	8
Complete Fiscal Year Comparison	9
Year to Date Contribution Totals	10
Development Activity by Donor Type	11
Alumni Participation by Constituency	12

*All Campaign totals represented are from July 1, 2000 through the end of the preceding calendar month. Please note that grant revenue totals in Campaign Reports may contain clinical trials. Fundraising totals from all affiliated non-profit organizations are also included in UW Campaign totals.

The UW Campaign Executive Committee developed the counting policy for Campaign reports, based on Council for Advancement and Support of Education (CASE) campaign counting standards.

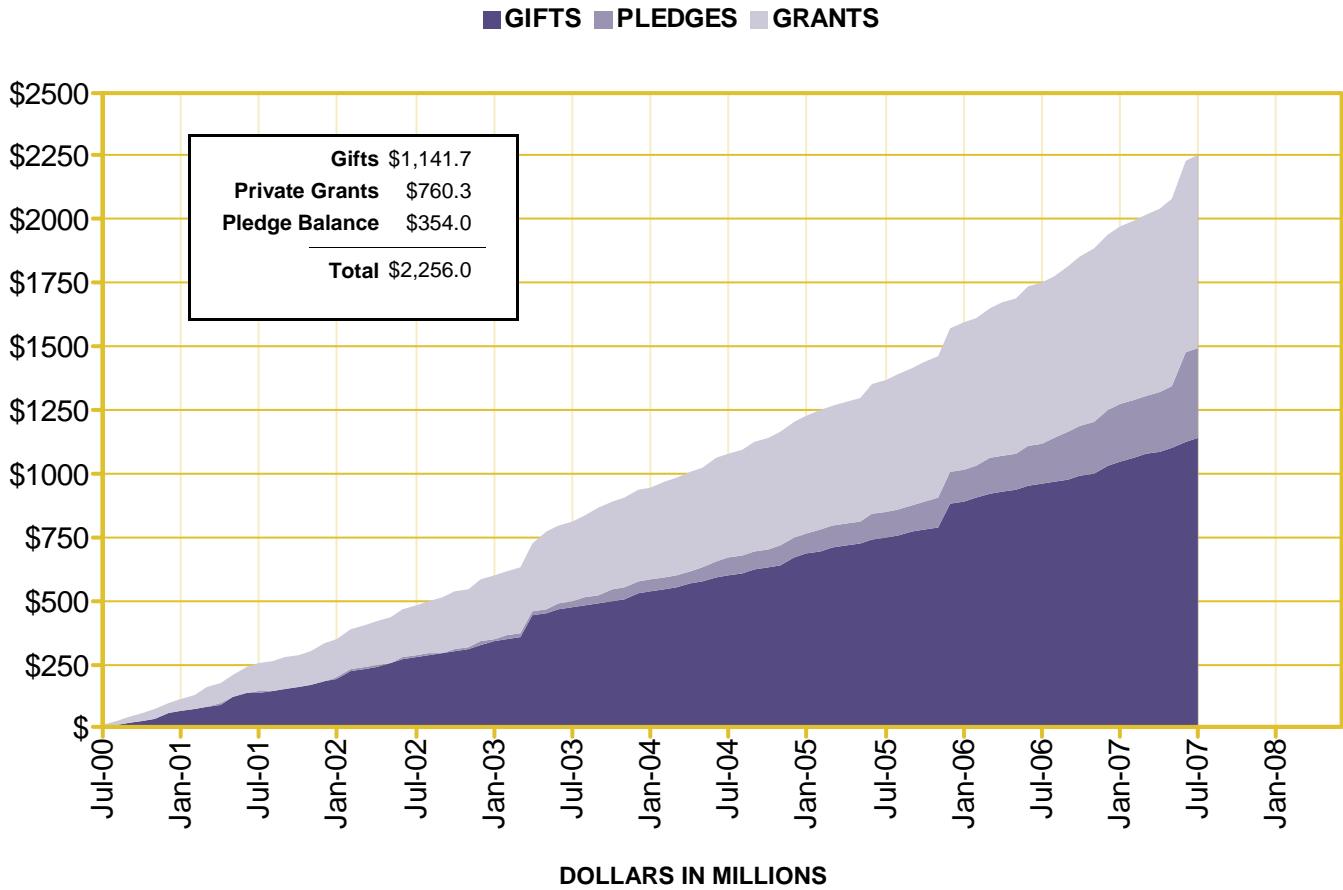
Annual reporting is July 1, 2007 through the end of the preceding calendar month.

Number: 76136
July 2007

Table of Contents



CAMPAIGN PROGRESS SINCE JULY 1, 2000



Source: UW Office of Development

Summarizes Total Private Voluntary Support since July 1, 2000. Testamentary Commitments included in Pledge Balance total. All dollar totals in millions.

Job Number: 76136
 July 2007

Fundraising Progress Since July 1, 2000



CAMPAIGN PROGRESS BY GIVING LEVEL

DOLLARS RAISED							
Gifts, Pledges & Grants							
Giving Level *	Alumni	Non Alumni	Family Fndns.	Corporations	Foundations	Other Orgs.	Total
\$100M+	\$0	\$35,220	\$336,391,412	\$0	\$0	\$0	\$336,426,632
\$50M - \$99,999,999	\$0	\$0	\$0	\$0	\$0	\$0	\$0
\$10M - \$49,999,999	\$44,902,024	\$85,603,231	\$35,282,500	\$75,703,635	\$104,814,964	\$44,012,516	\$390,318,870
\$5M - \$9,999,999	\$37,915,914	\$16,704,611	\$0	\$53,690,911	\$51,153,841	\$69,971,161	\$229,436,438
\$1M - \$4,999,999	\$138,009,872	\$70,332,027	\$33,044,463	\$132,192,543	\$107,962,630	\$94,655,949	\$576,197,483
\$100,000 - \$999,999	\$103,705,322	\$77,980,506	\$25,261,679	\$136,550,876	\$68,587,335	\$63,054,195	\$475,139,914
\$25,000 - \$99,999	\$29,233,309	\$21,817,734	\$3,103,412	\$31,517,345	\$8,408,292	\$10,678,995	\$104,759,086
\$10,000 - \$24,999	\$21,207,515	\$15,083,078	\$865,120	\$10,776,335	\$1,773,343	\$2,300,191	\$52,005,582
\$5,000 - \$9,999	\$13,201,439	\$10,158,097	\$289,889	\$5,048,994	\$577,106	\$786,091	\$30,061,616
\$2,000 - \$4,999	\$10,107,085	\$8,152,688	\$63,542	\$3,418,161	\$273,122	\$507,248	\$22,521,846
\$1,000 - \$1,999	\$6,434,942	\$5,262,537	\$22,991	\$1,488,128	\$79,955	\$236,150	\$13,524,704
\$500 - \$999	\$5,523,795	\$4,341,175	\$4,960	\$729,637	\$32,075	\$96,874	\$10,728,516
\$250 - \$499	\$3,660,493	\$2,322,677	\$1,450	\$312,022	\$11,555	\$44,343	\$6,352,540
\$100 - \$249	\$3,052,837	\$2,199,319	\$2,665	\$295,243	\$7,462	\$34,153	\$5,591,679
\$1 - \$99	\$1,507,477	\$1,291,217	\$239	\$76,754	\$1,021	\$11,306	\$2,888,014
Total	\$418,462,024	\$321,284,116	\$434,334,322	\$451,800,584	\$343,682,702	\$286,389,172	\$2,255,952,919
DONOR COUNTS							
Giving Level	Alumni	Non Alumni	Family Fndns.	Corporations	Foundations	Other Orgs.	Total
\$100M+	0	2	1	0	0	0	3
\$50M - \$99,999,999	0	0	0	0	0	0	0
\$10M - \$49,999,999	12	10	4	5	6	3	40
\$5M - \$9,999,999	8	8	0	7	8	9	40
\$1M - \$4,999,999	114	106	16	64	48	46	394
\$100,000 - \$999,999	603	668	77	496	205	200	2,249
\$25,000 - \$99,999	1,169	1,157	73	689	170	213	3,471
\$10,000 - \$24,999	2,556	2,382	60	805	123	157	6,083
\$5,000 - \$9,999	3,374	3,275	47	848	97	128	7,769
\$2,000 - \$4,999	5,360	5,734	23	1,314	94	183	12,708
\$1,000 - \$1,999	7,171	7,356	20	1,341	67	205	16,160
\$500 - \$999	10,923	10,819	11	1,326	54	165	23,298
\$250 - \$499	13,354	11,076	5	1,079	37	143	25,694
\$100 - \$249	23,650	22,786	18	2,284	53	267	49,058
\$1 - \$99	43,151	45,807	5	1,969	24	318	91,274
Total	111,445	111,186	360	12,227	986	2,037	238,241


Source: UW Office of Development & Alumni Relations

This report shows the count of distinct donors and campaign total by giving level and donor type since July 1, 2000.

**"Giving Level" is determined by summing all gift record types (including grants)



CAMPAIGN PROGRESS BY PYRAMID, SINCE JULY 1, 2000



238,241 Donor Count

Campaign Total: \$2,255,952,919

*Campaign Working Goal: \$2,500,000,000

Percent Complete: 90.2%

Source: UW Office of Development

The counts of distinct donors and fundraising totals by giving level are shown.

*Unit campaign goals are still being finalized.

Pyramid Levels are determined by summing all gift record types (including grants)



CAMPAIGN PROGRESS BY CONSTITUENCY

	GIFTS	Irrevocable Deferred Gifts		PLEDGES	Testamentary Commitments		GRANTS	Campaign - Private Voluntary Support		
		Donor Value	Discount Value		Donor Value	Discount Value		TOTAL	Working Goal	% of Goal
UW Medicine	\$304,832,905	\$11,624,834	\$6,500,110	\$123,255,578	\$29,601,186	\$10,751,677	\$391,725,507	\$861,040,010	\$1,000,000,000	86.1%
Architecture	\$8,066,454	\$2,244,117	\$663,889	\$1,241,619	\$2,275,000	\$1,311,271	\$4,043,804	\$17,870,994	\$19,000,000	94.1%
Arts and Sciences	\$119,214,324	\$6,912,502	\$4,449,759	\$9,068,155	\$38,054,000	\$24,464,804	\$75,728,073	\$248,977,054	\$240,000,000	103.7%
Broadcast Services	\$53,180,627	\$0	\$0	\$13,301	\$0	\$0	\$0	\$53,193,927	N/A	N/A
Business School	\$70,656,929	\$1,025,743	\$702,307	\$35,748,442	\$7,915,271	\$5,416,671	\$368,335	\$115,714,719	\$135,000,000	85.7%
Dentistry	\$8,261,403	\$246,992	\$136,080	\$2,189,284	\$835,000	\$476,232	\$4,300,296	\$15,832,976	\$15,000,000	105.6%
Education	\$11,536,842	\$28,552	\$25,515	\$2,532,026	\$2,050,000	\$1,261,668	\$15,357,939	\$31,505,358	\$23,000,000	137.0%
Engineering	\$139,799,428	\$2,659,904	\$1,410,636	\$7,660,312	\$7,364,691	\$2,946,075	\$81,747,654	\$239,231,989	\$250,000,000	95.7%
Evans Schl. of Pub. Affairs	\$11,996,805	\$81,135	\$84,921	\$1,286,731	\$500,000	\$265,793	\$40,798,879	\$54,663,549	\$40,000,000	136.7%
Forest Resources	\$10,047,881	\$646,572	\$522,374	\$57,953	\$2,915,000	\$1,609,906	\$4,082,719	\$17,750,124	\$17,700,000	100.3%
Friday Harbor Labs	\$6,249,830	\$153,242	\$78,775	\$185,675	\$5,255,000	\$2,978,876	\$862,743	\$12,706,490	\$12,000,000	105.9%
Information School	\$3,193,216	\$25,000	\$8,102	\$178,333	\$100,000	\$64,666	\$2,101,458	\$5,598,007	\$5,000,000	112.0%
Intercollegiate Athletics	\$114,271,344	\$246,570	\$168,346	\$4,213,971	\$260,000	\$160,402	\$0	\$118,991,885	\$110,000,000	108.2%
Law	\$61,919,171	\$71,186	\$38,755	\$1,181,376	\$674,988	\$417,533	\$1,176,222	\$65,022,942	\$70,000,000	92.9%
Libraries	\$6,642,884	\$442,146	\$356,155	\$70,940	\$1,893,000	\$829,910	\$475,708	\$9,524,678	\$9,000,000	105.8%
Nursing	\$11,201,549	\$3,295,000	\$2,399,578	\$1,038,088	\$3,372,799	\$1,714,457	\$9,021,827	\$27,929,264	\$24,000,000	116.4%
Ocean and Fisheries	\$14,373,703	\$5,823,186	\$2,690,092	\$61,001	\$0	\$0	\$26,974,837	\$47,232,726	\$34,000,000	138.9%
Pharmacy	\$10,026,174	\$0	\$0	\$625,109	\$0	\$0	\$6,205,862	\$16,857,144	\$10,260,000	164.3%
President's Funds	\$6,091,171	\$698,472	\$561,864	\$305,304	\$3,230,000	\$1,543,929	\$0	\$10,324,947	N/A	N/A
Public Health	\$14,134,619	\$50,259	\$32,171	\$9,871,505	\$0	\$0	\$70,195,598	\$94,251,981	\$90,000,000	104.7%
Scholar. & Student Progs.	\$41,391,766	\$1,826,486	\$794,248	\$2,238,902	\$6,668,333	\$3,480,903	\$1,864,332	\$53,989,819	\$40,000,000	135.0%
Social Work	\$6,249,215	\$290,566	\$158,012	\$6,083,221	\$0	\$0	\$7,027,018	\$19,650,020	\$10,000,000	196.5%
University Press	\$3,764,530	\$108,239	\$84,817	\$15,090	\$0	\$0	\$0	\$3,887,859	\$3,000,000	129.6%
University Support	\$38,572,539	\$1,858,394	\$1,011,102	\$4,725,436	\$12,050,000	\$5,339,222	\$15,399,312	\$72,605,682	N/A	N/A
UW Bothell	\$2,604,174	\$0	\$0	\$44,101	\$0	\$0	\$750,500	\$3,398,774	\$5,700,000	59.6%
UW Tacoma	\$22,849,518	\$195,000	\$175,352	\$12,350,225	\$2,725,000	\$1,535,533	\$80,257	\$38,200,000	\$30,000,000	127.3%
All UW Total	\$1,101,129,000	\$40,554,096	\$23,052,960	\$226,241,676	\$127,739,268	\$66,569,528	\$760,288,879	\$2,255,952,919	\$2,500,000,000	90.2%

Source: UW Office of Development

Fundraising progress toward campaign working goals by constituency area (school/college/program). Campaign total is the sum of gifts, grants, active pledges and donor values of irrevocable deferred gifts and testamentary commitments. "N/A" is not applicable. 1 - "Pledges" are those in active status only. 2 - "Grants" are private grants only. 3 - Unit campaign working goals are still being finalized.

Job Number: 76136

July 2007

Campaign Progress by Constituency - Since July 2000

CAMPAIGN FUNDING THEME PROGRESS - JULY 2000 - PRESENT

THEME	CURRENT USE	ENDOWMENT	TOTAL
Student Support	\$104,221,537	\$184,915,728	\$289,137,264
Faculty Support	\$93,346,641	\$141,688,740	\$235,035,381
Program Support for Faculty and Students	\$1,080,963,794	\$140,534,779	\$1,221,498,573
Capital	\$292,035,548	\$1,778,269	\$293,813,817
Unrestricted	\$184,241,164	\$32,226,720	\$216,467,885
Total	\$1,754,808,684	\$501,144,236	\$2,255,952,919
Goal	\$2,000,000,000	\$500,000,000	\$2,500,000,000
% to Goal	87.7%	100.2%	90.2%

Source: UW Office of Development

This report shows contribution totals by campaign theme/priority since July 1, 2000.

Job Number: 76136
 July 2007

Campaign Theme Progress



DEVELOPMENT SUMMARY - TOTAL PRIVATE VOLUNTARY SUPPORT

AREA	YEAR TO DATE DONOR VALUES		
	GIFTS	PRIVATE GRANTS	TOTAL
UW Seattle			
UW Medicine	\$1,724,052	\$4,040,381	\$5,764,434
Architecture	\$31,814	\$52,500	\$84,314
Arts and Sciences	\$3,952,486	\$42,431	\$3,994,917
Broadcast Services	\$969,736		\$969,736
Business School	\$430,344		\$430,344
Dentistry	\$49,977	\$34,964	\$84,941
Education	\$172,545	\$25,000	\$197,545
Engineering	\$1,603,212	\$97,523	\$1,700,735
Evans Schl. of Pub. Affairs	\$12,552	\$57,422	\$69,974
Forest Resources	\$101,987	\$176,000	\$277,987
Graduate School	\$52,041	\$20,500	\$72,541
Information School	\$27,446	\$605,000	\$632,446
Intercollegiate Athletics	\$1,729,476		\$1,729,476
Law	\$478,036		\$478,036
Libraries	\$38,650		\$38,650
Nursing	\$260,619	\$470,702	\$731,321
Ocean and Fisheries	\$76,909	\$11,682	\$88,591
Pharmacy	\$13,106	\$130,073	\$143,179
President's Funds	\$8,516		\$8,516
Public Health	\$8,366	\$505,825	\$514,192
Scholar. & Student Progs.	\$213,334		\$213,334
Social Work	\$10,090		\$10,090
UW Alumni Association	\$78,750		\$78,750
University Press	\$28,909		\$28,909
University Support	\$1,084,524		\$1,084,524
UW Bothell	\$23,096		\$23,096
UW Tacoma	\$81,951		\$81,951
All UW Total	\$13,262,538	\$6,270,004	\$19,532,542

Source: UW Office of Development

Contribution totals for the major Development areas of the University are shown.

Job Number: 76136

July 2007

Development Area Summary - Total Private Voluntary Support



DEVELOPMENT SUMMARY - GIFTS AND PRIVATE GRANTS

AREA	CURRENT MONTH		YEAR TO DATE		PRIOR YEAR TO DATE		PRIOR FISCAL YEAR	
	Donors	Value	Donors	Value	Donors	Value	Donors	Value
UW Seattle								
UW Medicine	2,011	\$5,764,434	2,011	\$5,764,434	1,972	\$3,393,827	18,369	\$106,235,847
Architecture	43	\$84,314	43	\$84,314	47	\$37,365	1,511	\$1,285,219
Arts and Sciences	874	\$3,994,917	874	\$3,994,917	949	\$1,494,949	17,118	\$34,367,909
Broadcast Services	400	\$969,736	400	\$969,736	299	\$94,819	4,560	\$10,835,348
Business School	173	\$430,344	173	\$430,344	202	\$315,220	4,542	\$16,631,593
Dentistry	80	\$84,941	80	\$84,941	133	\$94,071	1,410	\$1,721,826
Education	181	\$197,545	181	\$197,545	54	\$17,453	1,869	\$4,112,575
Engineering	195	\$1,700,735	195	\$1,700,735	130	\$1,167,203	4,586	\$26,027,370
Evans Schl. of Pub. Affairs	31	\$69,974	31	\$69,974	43	\$10,417	522	\$7,146,491
Forest Resources	121	\$277,987	121	\$277,987	35	\$71,233	1,208	\$1,929,058
Graduate School	16	\$72,541	16	\$72,541	11	\$23,680	415	\$2,481,332
Information School	29	\$632,446	29	\$632,446	43	\$191,556	651	\$686,093
Intercollegiate Athletics	2,038	\$1,729,476	2,038	\$1,729,476	2,037	\$1,694,420	24,151	\$21,911,161
Law	89	\$478,036	89	\$478,036	59	\$46,939	2,019	\$2,960,515
Libraries	88	\$38,650	88	\$38,650	70	\$13,487	4,428	\$1,143,601
Nursing	72	\$731,321	72	\$731,321	77	\$157,244	1,849	\$6,185,723
Ocean and Fisheries	47	\$88,591	47	\$88,591	43	\$111,407	790	\$7,085,809
Pharmacy	52	\$143,179	52	\$143,179	68	\$132,724	1,153	\$3,527,989
President's Funds	127	\$8,516	127	\$8,516	59	\$13,012	2,096	\$726,232
Public Health	74	\$514,192	74	\$514,192	92	\$1,552,871	788	\$11,799,217
Scholar. & Student Progs.	556	\$213,334	556	\$213,334	190	\$48,229	3,881	\$13,158,596
Social Work	40	\$10,090	40	\$10,090	26	\$4,599	980	\$5,996,397
UW Alumni Association	1,500	\$78,750	1,500	\$78,750	3,132	\$120,540	24,884	\$1,216,529
University Press	21	\$28,909	21	\$28,909	19	\$16,814	311	\$1,822,053
University Support	79	\$1,084,524	79	\$1,084,524	505	\$81,425	2,365	\$7,142,087
UW Bothell	36	\$23,096	36	\$23,096	15	\$9,361	647	\$406,048
UW Tacoma	78	\$81,951	78	\$81,951	61	\$61,275	810	\$4,346,953
All UW Unique Total	8,637	\$19,532,542	8,637	\$19,532,542	9,761	\$10,976,153	105,353	\$302,889,584

Source: UW Office of Development

The number of donors and contribution totals for the major Development areas of the University are shown. Dollar values are based on donor values.

Job Number: 76136

July 2007

Development Area Summary - Gifts and Private Grants



DEVELOPMENT SUMMARY - GIFTS

AREA	CURRENT MONTH		YEAR TO DATE		PRIOR YEAR TO DATE		PRIOR FISCAL YEAR	
	Donors	Value	Donors	Value	Donors	Value	Donors	Value
UW Seattle								
UW Medicine	1,959	\$1,724,052	1,959	\$1,724,052	1,921	\$681,002	18,109	\$35,839,896
Architecture	41	\$31,814	41	\$31,814	47	\$37,365	1,504	\$1,015,838
Arts and Sciences	871	\$3,952,486	871	\$3,952,486	946	\$1,484,658	17,051	\$22,448,302
Broadcast Services	400	\$969,736	400	\$969,736	299	\$94,819	4,560	\$10,835,348
Business School	173	\$430,344	173	\$430,344	202	\$315,220	4,541	\$16,603,246
Dentistry	79	\$49,977	79	\$49,977	133	\$94,071	1,400	\$1,302,793
Education	180	\$172,545	180	\$172,545	54	\$17,453	1,859	\$1,560,076
Engineering	194	\$1,603,212	194	\$1,603,212	128	\$938,228	4,531	\$15,097,858
Evans Schl. of Pub. Affairs	30	\$12,552	30	\$12,552	42	\$5,134	503	\$2,577,597
Forest Resources	119	\$101,987	119	\$101,987	35	\$71,233	1,191	\$1,416,624
Graduate School	15	\$52,041	15	\$52,041	10	\$379	410	\$1,665,861
Information School	28	\$27,446	28	\$27,446	40	\$17,832	648	\$436,870
Intercollegiate Athletics	2,038	\$1,729,476	2,038	\$1,729,476	2,037	\$1,694,420	24,151	\$21,911,161
Law	89	\$478,036	89	\$478,036	59	\$46,939	2,015	\$2,773,835
Libraries	88	\$38,650	88	\$38,650	70	\$13,487	4,428	\$1,143,601
Nursing	71	\$260,619	71	\$260,619	76	\$107,244	1,842	\$5,457,618
Ocean and Fisheries	46	\$76,909	46	\$76,909	42	\$7,376	763	\$2,515,555
Pharmacy	51	\$13,106	51	\$13,106	67	\$125,743	1,144	\$1,707,704
President's Funds	127	\$8,516	127	\$8,516	59	\$13,012	2,096	\$726,232
Public Health	69	\$8,366	69	\$8,366	87	\$26,722	749	\$669,251
Scholar. & Student Progs.	556	\$213,334	556	\$213,334	190	\$48,229	3,881	\$12,158,596
Social Work	40	\$10,090	40	\$10,090	26	\$4,599	970	\$4,249,650
UW Alumni Association	1,500	\$78,750	1,500	\$78,750	3,132	\$120,540	24,884	\$1,216,529
University Press	21	\$28,909	21	\$28,909	19	\$16,814	311	\$1,822,053
University Support	79	\$1,084,524	79	\$1,084,524	504	\$51,425	2,358	\$4,590,672
UW Bothell	36	\$23,096	36	\$23,096	15	\$9,361	647	\$406,048
UW Tacoma	78	\$81,951	78	\$81,951	61	\$61,275	808	\$4,341,386
All UW Unique Total	8,575	\$13,262,538	8,575	\$13,262,538	9,701	\$6,104,593	104,934	\$176,490,215

Source: UW Office of Development

The number of donors and contribution totals (gifts only) for the major Development areas of the University are shown. Dollar values are based on donor values.

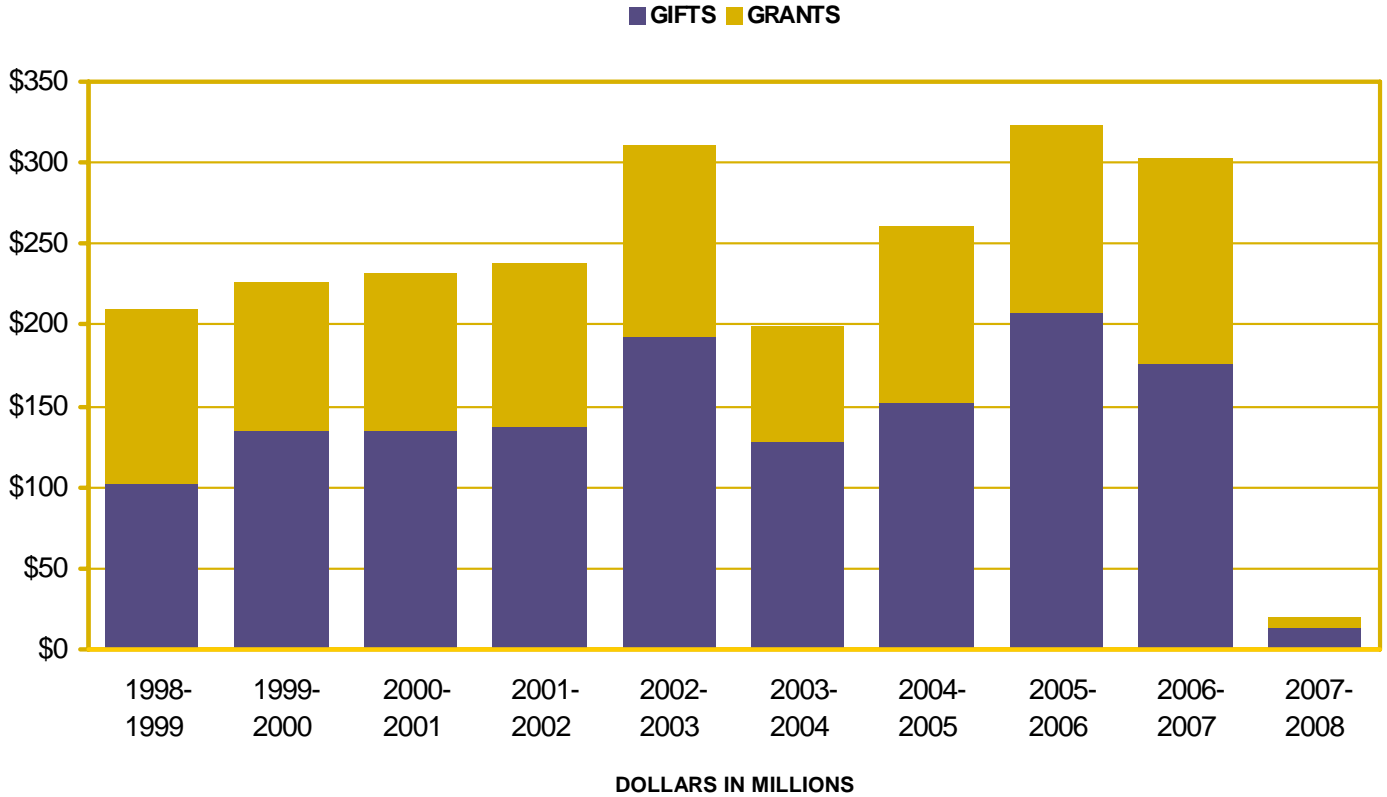
Job Number: 76136

July 2007

Development Area Summary - Gifts



COMPLETE FISCAL YEAR COMPARISON OF TOTAL CONTRIBUTIONS RECEIVED



FISCAL YEAR	GIFTS	GRANTS	TOTAL CONTRIBUTIONS
2007- 2008	\$13,262,538	\$6,270,004	\$19,532,542
2006- 2007	\$176,490,215	\$126,399,369	\$302,889,584
2005- 2006	\$207,744,231	\$115,261,186	\$323,005,417
2004- 2005	\$151,969,925	\$108,802,371	\$260,772,296
2003- 2004	\$128,174,367	\$71,603,323	\$199,777,690
2002- 2003	\$192,573,183	\$118,677,722	\$311,250,905
2001- 2002	\$137,959,340	\$100,820,547	\$238,779,887
2000- 2001	\$134,805,190	\$97,112,979	\$231,918,169
1999- 2000	\$134,037,997	\$91,536,165	\$225,574,162
1998- 1999	\$102,925,077	\$107,619,586	\$210,544,663

Source: UW Office of Development

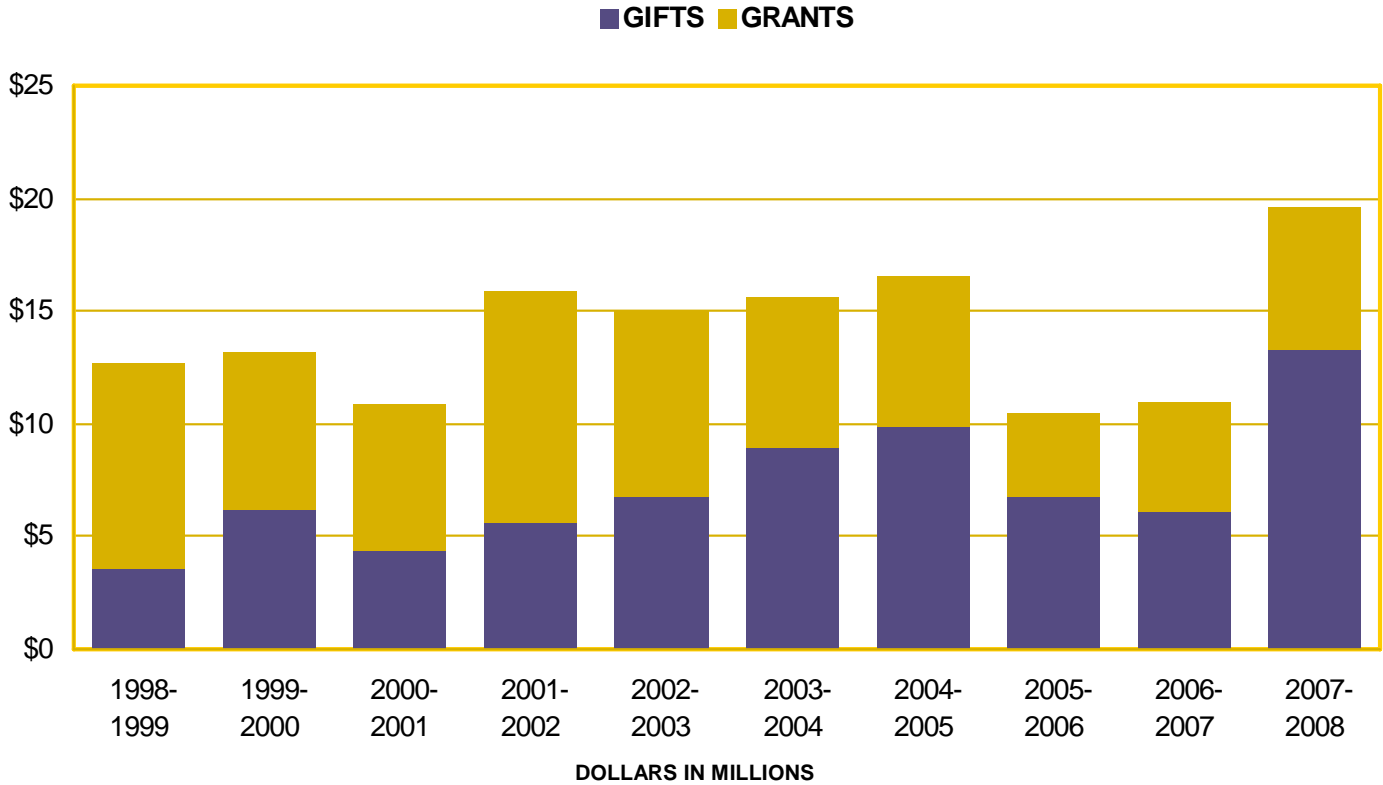
This graph compares the current fiscal year's contribution totals to each of the previous nine fiscal year's contribution totals.

Job Number: 76136
 July 2007

Fiscal Year Totals Graph



YEAR TO DATE CONTRIBUTION TOTALS



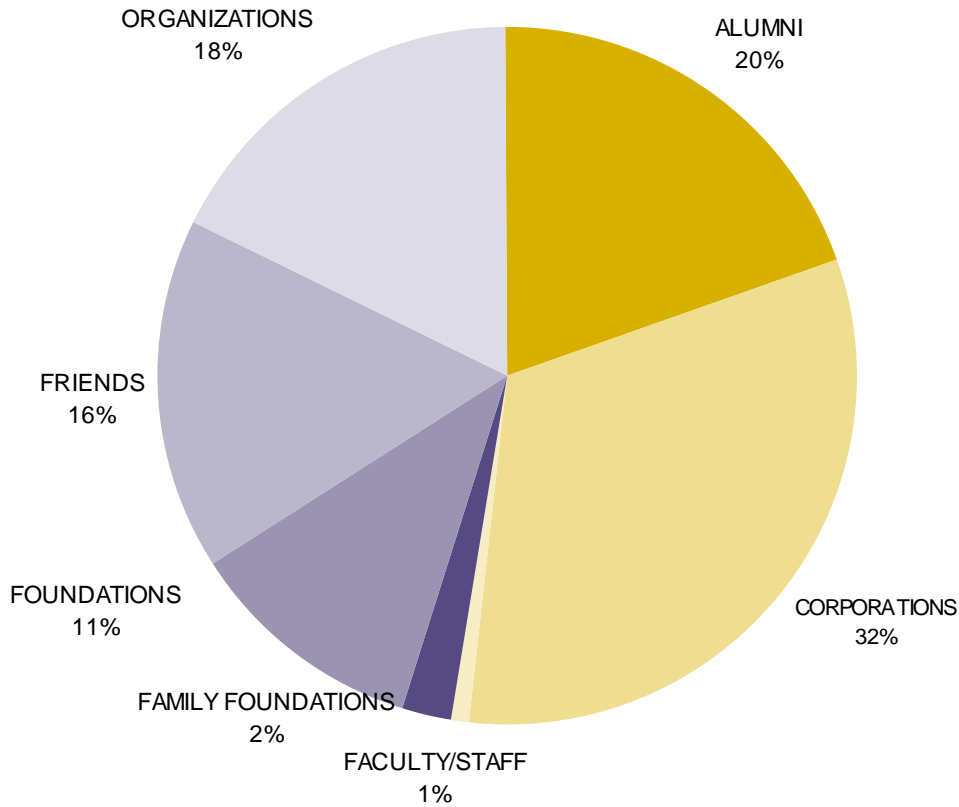
FISCAL YEAR	GIFTS	GRANTS	TOTAL CONTRIBUTIONS
2007- 2008	\$13,262,538	\$6,270,004	\$19,532,542
2006- 2007	\$6,104,593	\$4,871,560	\$10,976,153
2005- 2006	\$6,786,483	\$3,717,811	\$10,504,294
2004- 2005	\$9,875,987	\$6,685,340	\$16,561,327
2003- 2004	\$8,901,929	\$6,715,497	\$15,617,426
2002- 2003	\$6,831,294	\$8,171,344	\$15,002,638
2001- 2002	\$5,624,131	\$10,295,482	\$15,919,613
2000- 2001	\$4,369,463	\$6,476,390	\$10,845,853
1999- 2000	\$6,157,070	\$7,024,425	\$13,181,495
1998- 1999	\$3,553,566	\$9,150,911	\$12,704,477

Source: UW Office of Development

This graph compares the current fiscal year's contribution totals to each of the previous nine fiscal year's contribution totals.



DEVELOPMENT ACTIVITY BY DONOR TYPE IN CURRENT FISCAL YEAR



DONOR TYPE	YEAR TO DATE		PRIOR YEAR TO DATE		PRIOR FISCAL YEAR	
	Donors	Value	Donors	Value	Donors	Value
Alumni	4,457	\$3,843,434	5,784	\$2,664,666	54,753	\$60,282,263
Corporations	275	\$6,230,197	252	\$3,224,730	3,222	\$59,587,495
Faculty/Staff	1,312	\$162,668	1,254	\$140,525	3,711	\$3,848,794
Family Foundations	15	\$429,998	11	\$223,757	160	\$33,777,254
Foundations	66	\$2,197,775	55	\$1,569,258	405	\$45,676,525
Friends	2,440	\$3,184,626	2,352	\$986,339	42,526	\$40,107,637
Organizations	72	\$3,483,843	53	\$2,166,879	576	\$59,609,617

Source: UW Office of Development

This graph shows the sources of contributions for the current year to date. Dollar values are based on donor value.

Job Number: 76136
 July 2007

Development Activity by Donor Type in Current Fiscal Year Chart



ALUMNI PARTICIPATION BY CONSTITUENCY

AREA	CURRENT FISCAL YEAR TO DATE			PREVIOUS FISCAL YEAR TO DATE			
	Solicitible	Donors	Partic. Rate	Solicitible	Donors	Partic. Rate	Final %
UW Seattle							
UW Medicine	18,010	331	1.8%	16,867	359	2.1%	22.0%
Architecture	7,965	97	1.2%	7,709	120	1.6%	19.5%
Arts and Sciences	141,595	2,064	1.5%	138,301	2,815	2.0%	16.6%
Business School	37,430	677	1.8%	36,594	902	2.5%	22.7%
Dentistry	4,579	115	2.5%	4,525	122	2.7%	27.5%
Education	18,902	336	1.8%	19,116	301	1.6%	20.2%
Engineering	32,393	325	1.0%	31,945	470	1.5%	17.3%
Evans School of Public Affairs	2,329	53	2.3%	2,119	66	3.1%	25.1%
Forest Resources	4,603	52	1.1%	4,603	49	1.1%	17.9%
Interdisc. Grad. Programs	1,622	39	2.4%	1,463	39	2.7%	18.0%
Interdisc. Undergrad. Programs	225	1	0.4%	170	16	9.4%	24.7%
Interschool Programs	453	6	1.3%	353	12	3.4%	17.8%
Information School	4,370	87	2.0%	4,202	95	2.3%	22.4%
Law	7,780	132	1.7%	7,593	143	1.9%	24.8%
School of Nursing	8,598	170	2.0%	8,469	236	2.8%	24.5%
Ocean & Fisheries	3,911	42	1.1%	3,866	48	1.2%	18.5%
Pharmacy	3,426	66	1.9%	3,364	84	2.5%	30.3%
Public Health	4,318	89	2.1%	4,104	114	2.8%	20.2%
Social Work	6,404	104	1.6%	6,232	137	2.2%	17.8%
UW Bothell	6,084	76	1.2%	5,245	68	1.3%	15.1%
UW Tacoma	7,003	72	1.0%	5,850	82	1.4%	14.4%
Unspecified	10,866	192	1.8%	11,278	194	1.7%	22.8%
All UW Total	305,971	4,457	1.5%	297,648	5,784	1.9%	18.4%

Source: UW Office of Development

Job Number: 76136
July 2007

Alumni Participation

