

VII. STANDING COMMITTEES

B. Finance, Audit and Facilities Committee

UW

Report of Contributions

University of Washington
University of Washington Foundation

August, 2007

NOTES AS OF AUGUST 31, 2007

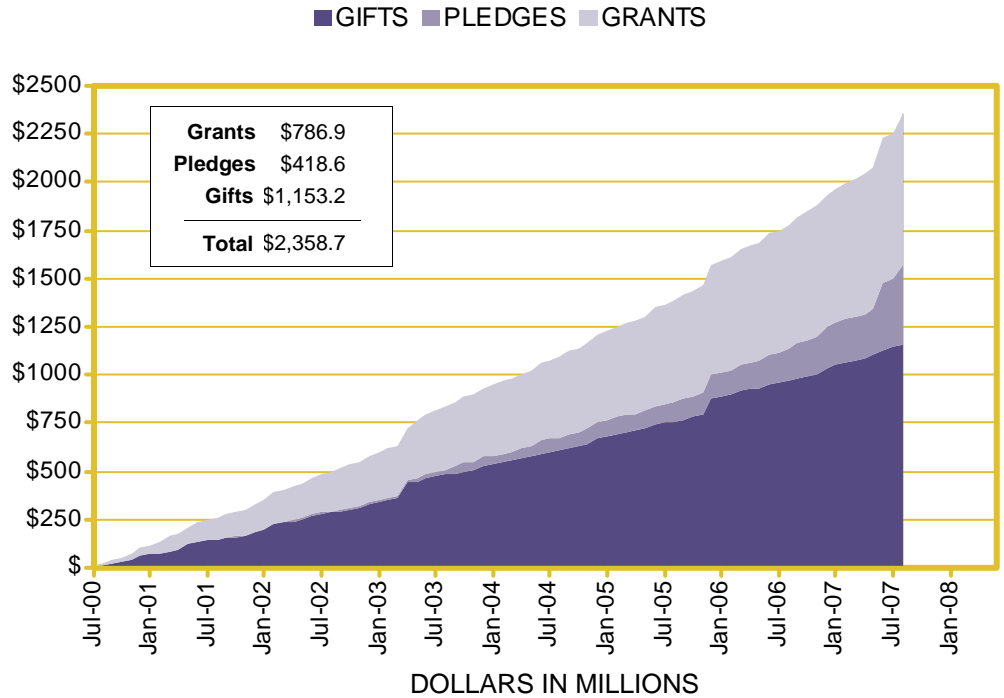
DATA POINTS

\$2,358,708,266 has been raised toward our campaign goal of \$2.5 billion.

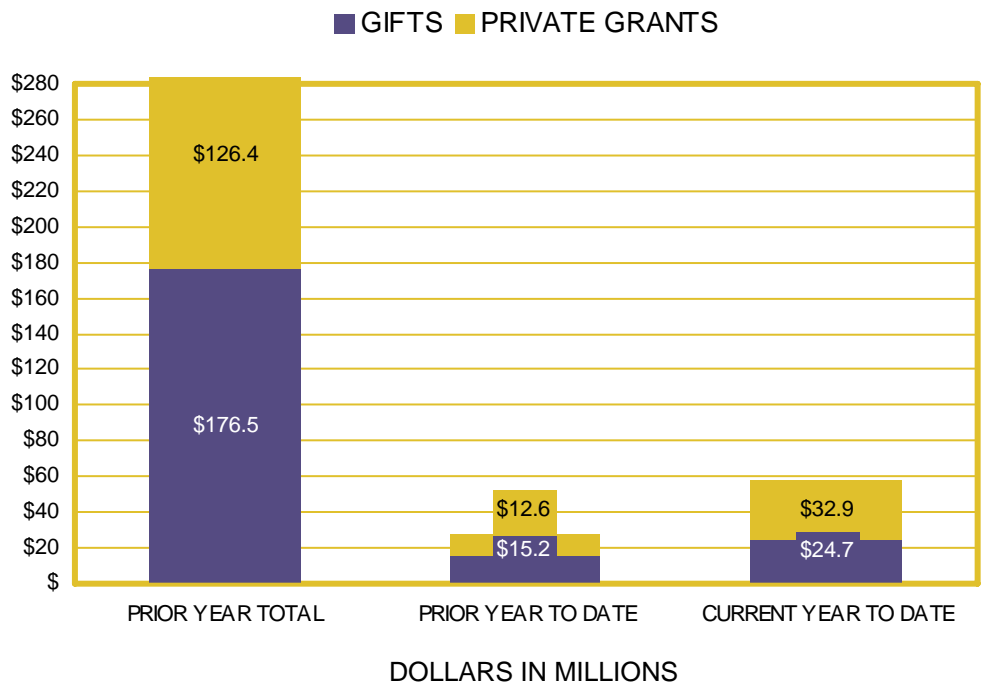
The UW received \$38.0 million in total private voluntary support (\$11.4 million in gifts and \$26.6 in grants) in August.

Areas including Arts and Sciences, Broadcast Services, Education, Engineering, Evans Schl. of Pub. Affairs, Forest Resources, Graduate School, Information School, Intercollegiate Athletics, Law, Libraries, Nursing, Ocean and Fisheries, Pharmacy, Scholar. & Student Progs., Social Work, UW Bothell and UW Medicine are ahead of last year's year-to-date totals.

FUNDRAISING PROGRESS SINCE JULY 1, 2000



CURRENT GIFT AND PRIVATE GRANT TOTALS



AUGUST 2007 GIFTS AND IMPACT

Selected gifts representing private support for one of the University of Washington's key fundraising priorities -- student, faculty, program and facility support.

Pacific Northwest Friends of FSH Research- \$50,000 to UW Medicine

- This grant to the Division of Medical Genetics will support the research of Joel Chamberlain, Ph.D., who is studying facioscapulohumeral dystrophy (FSHD), a common form of muscular dystrophy affecting the face, shoulders, arms and legs. FSHD affects approximately one in 20,000 people and is often diagnosed in teens.
- Pacific Northwest Friends of FSH Research was founded by Terry and Rick Colella, both UW alumni whose son Brian, 20, was diagnosed with the degenerative disease in 2004. The organization hosts an annual gala dinner and auction each January called FiSHing for a Cure. The 2007 event raised more than \$200,000.
- Pacific Northwest Friends of FSH Research has provided gifts and grants in support of the work of several UW researchers since 2006 and is enabling FSHD studies that otherwise would not be possible.

Jack and Ann Rhodes - \$50,000 to Intercollegiate Athletics

- This gift to the Galvagno/Rhodes Scholarship Endowment for Husky Athletics will help financially needy undergraduate student athletes participating in the men's basketball and football programs at the UW .
- Jack Rhodes, a University of Washington Business School professor, and Ann Rhodes established the endowment in partnership with Remo and Sheila Ann Galvagno, longtime friends of the Rhodes. Both couples attended the University of Washington together and Jack and Remo serve together on Intercollegiate Athletics' Tyee Board.
- A consortium of multiple gifts that aggregate to at least \$100,000 – as created by the Galvagnos and Rhodes – is one of many ways for donors to maximize their investment in student support at the University of Washington. Until the end of Campaign UW: Creating Futures on June 30, 2008, the University will match at 50 percent any qualifying gift to needs-based Students First scholarships for undergraduates, graduate or professional students.

Henry T. Schatz - \$100,000 to UW Tacoma

- Henry Schatz has established an Endowed Business Ethics Scholarship in tribute to his friend Carol Berry Milgard, who passed away in early 2007, to help financially needy entering freshmen or entering transfer undergraduate students intending to become Business majors at UW Tacoma.
- Carol and her husband Gary Milgard lived in Tacoma all their lives, and made it a priority to stay involved with the community. In 2000, they formed the Milgard Family Foundation to support the work of a wide variety of organizations and to give back to the community that helped them to become so successful.
- Mr. Schatz, a Mechanical Engineering alumnus, has been funding undergraduate scholarships at the University of Washington for more than 20 years, helping countless Mechanical Engineering and UW Tacoma Technology students to pursue their educations. He has also established a scholarship at UW Tacoma in memory of Gary Milgard, who passed away in 2005.





REPORT OF CONTRIBUTIONS

August 2007

CAMPAIGN UW: CREATING FUTURES

Report prepared by: Office of Development and Alumni Relations
Advancement Services, Information Management

9/11/2007 04:49 PM

TABLE OF CONTENTS

Campaign Progress to Date*	1
Campaign Progress by Giving Level*	2
Campaign Progress Pyramid*	3
Campaign Progress by Constituency*	4
Campaign Theme Progress*	5
Development Area Summary - Total Private Voluntary Support	6
Development Area Summary - Gifts and Private Grants	7
Development Area Summary - Gifts	8
Complete Fiscal Year Comparison	9
Year to Date Contribution Totals	10
Development Activity by Donor Type	11
Alumni Participation by Constituency	12

*All Campaign totals represented are from July 1, 2000 through the end of the preceding calendar month. Please note that grant revenue totals in Campaign Reports may contain clinical trials. Fundraising totals from all affiliated non-profit organizations are also included in UW Campaign totals.

The UW Campaign Executive Committee developed the counting policy for Campaign reports, based on Council for Advancement and Support of Education (CASE) campaign counting standards.

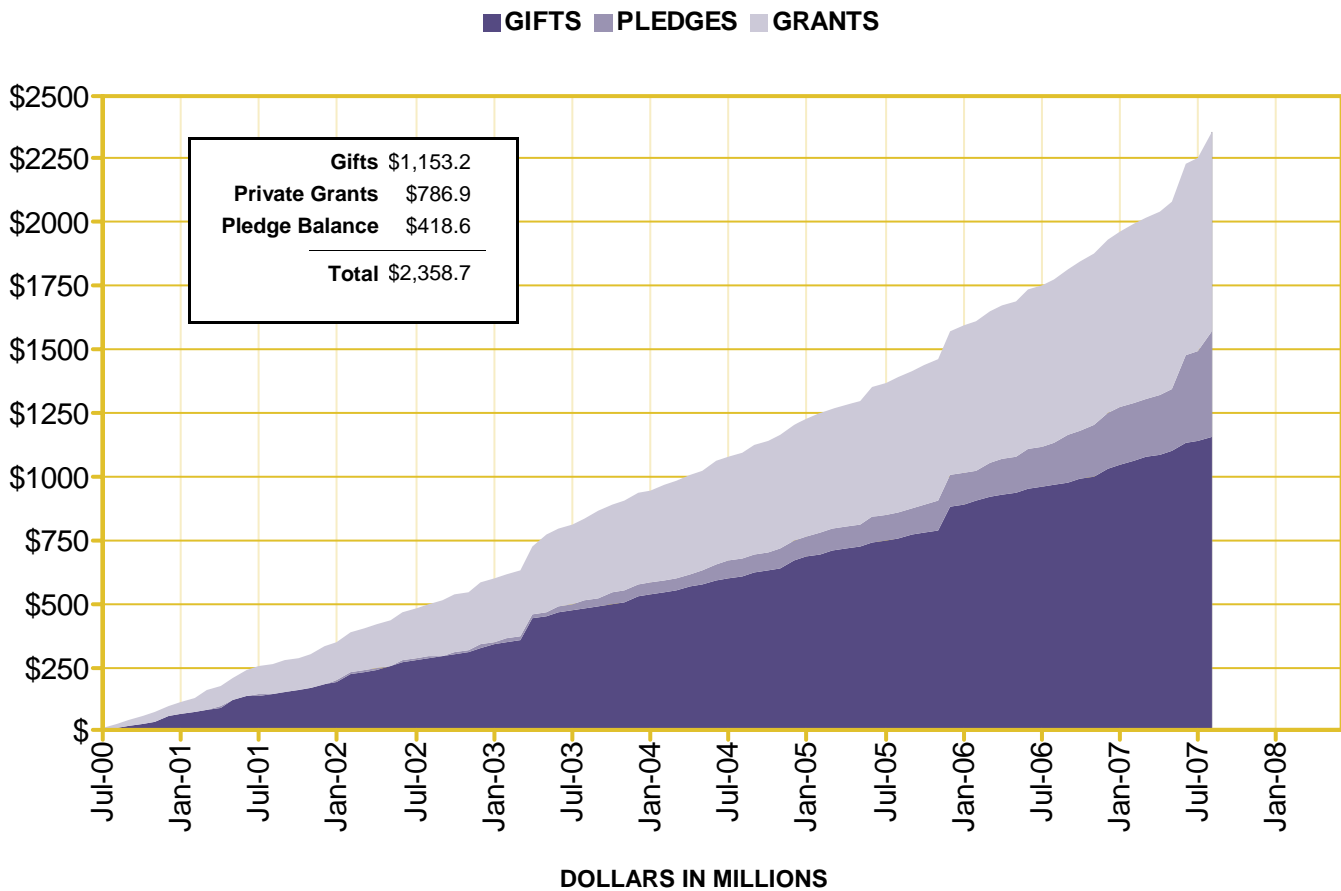
Annual reporting is July 1, 2007 through the end of the preceding calendar month.

Job Number: 76655
August 2007

Table of Contents



CAMPAIGN PROGRESS SINCE JULY 1, 2000



Source: UW Office of Development

Summarizes Total Private Voluntary Support since July 1, 2000. Testamentary Commitments included in Pledge Balance total. All dollar totals in millions.

Job Number: 76655
 August 2007

Fundraising Progress Since July 1, 2000



CAMPAIGN PROGRESS BY GIVING LEVEL

DOLLARS RAISED							
Gifts, Pledges & Grants							
Giving Level *	Alumni	Non Alumni	Family Fndns.	Corporations	Foundations	Other Orgs.	Total
\$100M+	\$0	\$35,220	\$0	\$0	\$413,036,599	\$0	\$413,071,819
\$50M - \$99,999,999	\$0	\$0	\$0	\$0	\$0	\$0	\$0
\$10M - \$49,999,999	\$53,101,366	\$85,615,855	\$34,282,500	\$76,067,121	\$111,128,658	\$45,340,076	\$405,535,576
\$5M - \$9,999,999	\$29,867,572	\$17,154,796	\$0	\$54,210,296	\$51,255,736	\$70,409,368	\$222,897,767
\$1M - \$4,999,999	\$144,352,472	\$72,397,560	\$33,062,882	\$134,033,420	\$108,716,968	\$95,893,427	\$588,456,729
\$100,000 - \$999,999	\$103,804,653	\$78,417,897	\$25,436,529	\$137,847,908	\$69,006,332	\$63,823,945	\$478,337,265
\$25,000 - \$99,999	\$29,559,344	\$21,966,839	\$3,260,283	\$31,747,016	\$8,450,744	\$11,128,750	\$106,112,976
\$10,000 - \$24,999	\$21,237,814	\$15,088,342	\$865,120	\$10,885,494	\$1,772,606	\$2,278,771	\$52,128,147
\$5,000 - \$9,999	\$13,257,988	\$10,243,360	\$282,318	\$5,054,301	\$595,888	\$784,106	\$30,217,961
\$2,000 - \$4,999	\$10,185,915	\$8,204,983	\$63,542	\$3,439,339	\$273,322	\$523,361	\$22,690,461
\$1,000 - \$1,999	\$6,450,745	\$5,298,407	\$22,991	\$1,485,175	\$83,655	\$241,145	\$13,582,119
\$500 - \$999	\$5,558,506	\$4,353,217	\$5,460	\$736,937	\$31,575	\$95,821	\$10,781,516
\$250 - \$499	\$3,687,499	\$2,336,724	\$1,450	\$313,495	\$11,855	\$44,642	\$6,395,665
\$100 - \$249	\$3,052,622	\$2,201,070	\$2,665	\$295,680	\$7,907	\$33,966	\$5,593,910
\$1 - \$99	\$1,529,550	\$1,287,194	\$239	\$77,045	\$971	\$11,356	\$2,906,356
Total	\$425,646,047	\$324,601,463	\$97,285,979	\$456,193,227	\$764,372,817	\$290,608,732	\$2,358,708,266
DONOR COUNTS							
Giving Level	Alumni	Non Alumni	Family Fndns.	Corporations	Foundations	Other Orgs.	Total
\$100M+	0	2	0	0	1	0	3
\$50M - \$99,999,999	0	0	0	0	0	0	0
\$10M - \$49,999,999	13	11	4	5	6	3	42
\$5M - \$9,999,999	7	7	0	7	8	9	38
\$1M - \$4,999,999	116	107	16	65	48	46	398
\$100,000 - \$999,999	612	676	77	499	206	200	2,270
\$25,000 - \$99,999	1,181	1,163	75	692	171	221	3,503
\$10,000 - \$24,999	2,556	2,386	60	812	123	156	6,093
\$5,000 - \$9,999	3,387	3,297	46	847	99	128	7,804
\$2,000 - \$4,999	5,397	5,778	23	1,323	94	189	12,804
\$1,000 - \$1,999	7,197	7,416	20	1,340	70	209	16,252
\$500 - \$999	10,987	10,869	12	1,336	53	164	23,421
\$250 - \$499	13,470	11,158	5	1,084	37	145	25,899
\$100 - \$249	23,670	22,832	18	2,287	55	266	49,128
\$1 - \$99	43,841	45,634	5	1,972	23	319	91,794
Total	112,434	111,336	361	12,269	994	2,055	239,449


Source: UW Office of Development & Alumni Relations

This report shows the count of distinct donors and campaign total by giving level and donor type since July 1, 2000.

**"Giving Level" is determined by summing all gift record types (including grants)



CAMPAIGN PROGRESS BY PYRAMID, SINCE JULY 1, 2000



239,449 Donor Count

Campaign Total: \$2,358,708,266

*Campaign Working Goal: \$2,500,000,000

Percent Complete: 94.3%

Source: UW Office of Development

The counts of distinct donors and fundraising totals by giving level are shown.

*Unit campaign goals are still being finalized.

Pyramid Levels are determined by summing all gift record types (including grants)



CAMPAIGN PROGRESS BY CONSTITUENCY

	GIFTS	Irrevocable Deferred Gifts		PLEDGES	Testamentary Commitments		GRANTS	Campaign - Private Voluntary Support		
		Donor Value	Discount Value		Donor Value	Discount Value		TOTAL	Working Goal	% of Goal
UW Medicine	\$312,194,149	\$11,624,834	\$6,906,224	\$185,934,389	\$29,601,186	\$10,750,143	\$411,659,312	\$951,013,870	\$1,000,000,000	95.1%
Architecture	\$8,102,671	\$2,244,117	\$663,889	\$1,216,017	\$2,275,000	\$1,311,271	\$4,043,804	\$17,881,610	\$19,000,000	94.1%
Arts and Sciences	\$120,220,815	\$6,927,342	\$4,821,020	\$9,093,353	\$38,054,000	\$24,464,804	\$76,344,722	\$250,640,232	\$240,000,000	104.4%
Broadcast Services	\$53,351,259	\$0	\$0	\$13,006	\$0	\$0	\$0	\$53,364,265	N/A	N/A
Business School	\$71,350,351	\$1,025,743	\$804,991	\$36,302,273	\$7,915,271	\$5,416,671	\$368,335	\$116,961,973	\$135,000,000	86.6%
Dentistry	\$8,324,000	\$246,992	\$133,306	\$2,244,657	\$835,000	\$476,232	\$4,300,296	\$15,950,946	\$15,000,000	106.3%
Education	\$11,373,679	\$28,552	\$33,206	\$2,530,402	\$2,050,000	\$1,261,668	\$15,357,939	\$31,340,572	\$23,000,000	136.3%
Engineering	\$140,545,211	\$2,659,904	\$1,606,515	\$7,611,385	\$7,464,691	\$2,978,632	\$81,929,703	\$240,210,894	\$250,000,000	96.1%
Evans Schl. of Pub. Affairs	\$12,060,136	\$81,135	\$113,550	\$1,119,095	\$500,000	\$265,793	\$41,284,958	\$55,045,324	\$40,000,000	137.6%
Forest Resources	\$10,129,648	\$646,572	\$541,911	\$63,568	\$2,915,000	\$1,609,906	\$4,120,621	\$17,875,408	\$17,700,000	101.0%
Friday Harbor Labs	\$6,253,793	\$153,242	\$90,816	\$185,527	\$5,255,000	\$2,978,876	\$862,743	\$12,710,305	\$12,000,000	105.9%
Information School	\$3,195,604	\$25,000	\$8,102	\$284,081	\$100,000	\$64,666	\$2,101,458	\$5,706,143	\$5,000,000	114.1%
Intercollegiate Athletics	\$114,784,254	\$246,570	\$175,331	\$4,358,445	\$260,000	\$160,402	\$0	\$119,649,270	\$110,000,000	108.8%
Law	\$62,146,501	\$71,186	\$38,755	\$1,188,164	\$674,988	\$417,533	\$1,176,222	\$65,257,060	\$70,000,000	93.2%
Libraries	\$6,690,248	\$442,146	\$381,541	\$70,833	\$1,893,000	\$829,910	\$475,708	\$9,571,934	\$9,000,000	106.4%
Nursing	\$11,240,816	\$3,295,000	\$2,544,829	\$1,036,511	\$3,472,799	\$1,782,141	\$9,206,664	\$28,251,790	\$24,000,000	117.7%
Ocean and Fisheries	\$14,418,025	\$5,823,186	\$2,711,103	\$60,084	\$0	\$0	\$31,339,608	\$51,640,902	\$34,000,000	151.9%
Pharmacy	\$10,048,680	\$0	\$0	\$622,132	\$0	\$0	\$6,255,638	\$16,926,450	\$10,260,000	165.0%
President's Funds	\$6,119,196	\$698,472	\$613,823	\$304,819	\$3,230,000	\$1,543,929	\$0	\$10,352,487	N/A	N/A
Public Health	\$14,150,080	\$50,259	\$39,563	\$9,879,311	\$0	\$0	\$70,866,040	\$94,945,689	\$90,000,000	105.5%
Scholar. & Student Progs.	\$41,721,244	\$1,826,486	\$814,919	\$2,896,819	\$6,718,333	\$3,513,133	\$1,864,332	\$55,027,214	\$40,000,000	137.6%
Social Work	\$6,258,416	\$290,566	\$183,270	\$6,089,748	\$0	\$0	\$7,137,804	\$19,776,534	\$10,000,000	197.8%
University Press	\$3,786,545	\$108,239	\$91,553	\$15,090	\$0	\$0	\$0	\$3,909,874	\$3,000,000	130.3%
University Support	\$38,603,207	\$1,858,394	\$1,052,422	\$4,690,775	\$12,050,000	\$5,339,222	\$15,407,270	\$72,609,646	N/A	N/A
UW Bothell	\$2,609,567	\$0	\$0	\$45,418	\$0	\$0	\$750,500	\$3,405,485	\$5,700,000	59.7%
UW Tacoma	\$22,976,383	\$195,000	\$181,257	\$12,705,751	\$2,725,000	\$1,535,533	\$80,257	\$38,682,391	\$35,000,000	110.5%
All UW Total	\$1,112,654,476	\$40,568,936	\$24,551,896	\$290,561,652	\$127,989,268	\$66,700,465	\$786,933,933	\$2,358,708,266	\$2,500,000,000	94.3%

Source: UW Office of Development

Fundraising progress toward campaign working goals by constituency area (school/college/program). Campaign total is the sum of gifts, grants, active pledges and donor values of irrevocable deferred gifts and testamentary commitments. "N/A" is not applicable. 1 - "Pledges" are those in active status only. 2 - "Grants" are private grants only. 3 - Unit campaign working goals are still being finalized.

Job Number: 76655
August 2007

Campaign Progress by Constituency - Since July 2000



CAMPAIGN FUNDING THEME PROGRESS - JULY 2000 - PRESENT

THEME	CURRENT USE	ENDOWMENT	TOTAL
Student Support	\$105,932,225	\$186,704,355	\$292,636,580
Faculty Support	\$93,940,813	\$144,609,565	\$238,550,377
Program Support for Faculty and Students	\$1,167,947,672	\$144,578,106	\$1,312,525,778
Capital	\$292,546,631	\$1,778,269	\$294,324,899
Unrestricted	\$188,423,483	\$32,247,149	\$220,670,632
Total	\$1,848,790,823	\$509,917,442	\$2,358,708,266
Goal	\$2,000,000,000	\$500,000,000	\$2,500,000,000
% to Goal	92.4%	102.0%	94.3%

Source: UW Office of Development

This report shows contribution totals by campaign theme/priority since July 1, 2000.

Job Number: 76655
 August 2007

Campaign Theme Progress



DEVELOPMENT SUMMARY - TOTAL PRIVATE VOLUNTARY SUPPORT

AREA	YEAR TO DATE DONOR VALUES		
	GIFTS	PRIVATE GRANTS	TOTAL
UW Seattle			
UW Medicine	\$9,086,296	\$23,974,187	\$33,060,483
Architecture	\$68,031	\$52,500	\$120,531
Arts and Sciences	\$4,712,124	\$659,080	\$5,371,204
Broadcast Services	\$1,140,594		\$1,140,594
Business School	\$1,123,766		\$1,123,766
Dentistry	\$112,574	\$34,964	\$147,538
Education	\$223,387	\$25,000	\$248,387
Engineering	\$2,348,945	\$279,572	\$2,628,517
Evans Schl. of Pub. Affairs	\$75,884	\$543,501	\$619,385
Forest Resources	\$183,753	\$213,902	\$397,655
Graduate School	\$54,464	\$28,458	\$82,922
Information School	\$29,834	\$605,000	\$634,834
Intercollegiate Athletics	\$2,242,656		\$2,242,656
Law	\$705,366		\$705,366
Libraries	\$86,014		\$86,014
Nursing	\$299,885	\$655,539	\$955,424
Ocean and Fisheries	\$121,231	\$4,376,453	\$4,497,684
Pharmacy	\$35,613	\$179,849	\$215,462
President's Funds	\$36,541		\$36,541
Public Health	\$23,827	\$1,176,267	\$1,200,095
Scholar. & Student Progs.	\$367,856		\$367,856
Social Work	\$19,291	\$110,786	\$130,077
UW Alumni Association	\$156,085		\$156,085
University Press	\$50,924		\$50,924
University Support	\$1,137,091		\$1,137,091
UW Bothell	\$28,489		\$28,489
UW Tacoma	\$208,816		\$208,816
All UW Total	\$24,679,350	\$32,915,059	\$57,594,409

Source: UW Office of Development

Contribution totals for the major Development areas of the University are shown.

Job Number: 76655

August 2007

Development Area Summary - Total Private Voluntary Support



DEVELOPMENT SUMMARY - GIFTS AND PRIVATE GRANTS

AREA	CURRENT MONTH		YEAR TO DATE		PRIOR YEAR TO DATE		PRIOR FISCAL YEAR	
	Donors	Value	Donors	Value	Donors	Value	Donors	Value
UW Seattle								
UW Medicine	2,143	\$27,294,822	2,711	\$33,060,483	2,568	\$13,372,077	18,369	\$106,235,847
Architecture	40	\$36,217	82	\$120,531	75	\$174,945	1,511	\$1,285,219
Arts and Sciences	901	\$1,376,286	1,565	\$5,371,204	1,933	\$2,907,262	17,118	\$34,367,909
Broadcast Services	612	\$171,272	807	\$1,140,594	874	\$267,063	4,560	\$10,835,348
Business School	418	\$693,422	574	\$1,123,766	512	\$1,391,474	4,542	\$16,631,593
Dentistry	93	\$62,596	151	\$147,538	231	\$191,934	1,410	\$1,721,826
Education	265	\$49,860	420	\$248,387	125	\$50,430	1,869	\$4,112,575
Engineering	262	\$927,782	431	\$2,628,517	332	\$2,460,927	4,586	\$26,027,370
Evans Schl. of Pub. Affairs	53	\$492,336	66	\$619,385	64	\$232,057	522	\$7,146,491
Forest Resources	87	\$119,668	204	\$397,655	64	\$127,230	1,208	\$1,929,058
Graduate School	16	\$10,381	24	\$82,922	12	\$23,910	415	\$2,481,332
Information School	29	\$2,388	53	\$634,834	83	\$195,231	651	\$686,093
Intercollegiate Athletics	555	\$523,020	2,527	\$2,242,656	2,463	\$2,031,198	24,151	\$21,911,161
Law	68	\$227,329	148	\$705,366	102	\$139,365	2,019	\$2,960,515
Libraries	93	\$47,363	170	\$86,014	119	\$25,661	4,428	\$1,143,601
Nursing	76	\$224,103	127	\$955,424	110	\$476,414	1,849	\$6,185,723
Ocean and Fisheries	61	\$4,409,093	76	\$4,497,684	72	\$539,477	790	\$7,085,809
Pharmacy	53	\$72,282	79	\$215,462	92	\$199,265	1,153	\$3,527,989
President's Funds	170	\$28,025	283	\$36,541	122	\$25,032	2,096	\$726,232
Public Health	75	\$685,902	95	\$1,200,095	118	\$1,767,087	788	\$11,799,217
Scholar. & Student Progs.	669	\$154,522	1,085	\$367,856	228	\$67,774	3,881	\$13,158,596
Social Work	57	\$119,986	77	\$130,077	44	\$13,573	980	\$5,996,397
UW Alumni Association	1,410	\$77,369	2,899	\$156,085	4,763	\$196,545	24,884	\$1,216,529
University Press	10	\$22,015	31	\$50,924	34	\$25,833	311	\$1,822,053
University Support	494	\$52,566	555	\$1,137,091	562	\$326,862	2,365	\$7,142,087
UW Bothell	32	\$5,393	52	\$28,489	40	\$26,803	647	\$406,048
UW Tacoma	71	\$126,864	110	\$208,816	95	\$565,337	810	\$4,346,953
All UW Unique Total	8,322	\$38,012,874	14,552	\$57,594,409	14,880	\$27,820,778	105,353	\$302,889,584

Source: UW Office of Development

The number of donors and contribution totals for the major Development areas of the University are shown. Dollar values are based on donor values.

Job Number: 76655

August 2007

Development Area Summary - Gifts and Private Grants



DEVELOPMENT SUMMARY - GIFTS

AREA	CURRENT MONTH		YEAR TO DATE		PRIOR YEAR TO DATE		PRIOR FISCAL YEAR	
	Donors	Value	Donors	Value	Donors	Value	Donors	Value
UW Seattle								
UW Medicine	2,055	\$7,361,017	2,597	\$9,086,296	2,463	\$4,740,200	18,109	\$35,839,896
Architecture	40	\$36,217	80	\$68,031	75	\$174,945	1,504	\$1,015,838
Arts and Sciences	892	\$759,637	1,553	\$4,712,124	1,917	\$1,998,300	17,051	\$22,448,302
Broadcast Services	612	\$171,272	807	\$1,140,594	874	\$267,063	4,560	\$10,835,348
Business School	418	\$693,422	574	\$1,123,766	512	\$1,391,474	4,541	\$16,603,246
Dentistry	93	\$62,596	150	\$112,574	231	\$191,934	1,400	\$1,302,793
Education	265	\$49,860	419	\$223,387	124	\$37,736	1,859	\$1,560,076
Engineering	257	\$745,733	425	\$2,348,945	324	\$1,923,800	4,531	\$15,097,858
Evans Schl. of Pub. Affairs	48	\$6,257	60	\$75,884	61	\$29,749	503	\$2,577,597
Forest Resources	86	\$81,766	201	\$183,753	61	\$94,789	1,191	\$1,416,624
Graduate School	15	\$2,423	22	\$54,464	11	\$609	410	\$1,665,861
Information School	29	\$2,388	53	\$29,834	80	\$21,507	648	\$436,870
Intercollegiate Athletics	555	\$523,020	2,527	\$2,242,656	2,463	\$2,031,198	24,151	\$21,911,161
Law	68	\$227,329	148	\$705,366	102	\$139,365	2,015	\$2,773,835
Libraries	93	\$47,363	170	\$86,014	119	\$25,661	4,428	\$1,143,601
Nursing	75	\$39,266	125	\$299,885	107	\$375,875	1,842	\$5,457,618
Ocean and Fisheries	57	\$44,322	71	\$121,231	68	\$349,372	763	\$2,515,555
Pharmacy	52	\$22,506	77	\$35,613	90	\$154,070	1,144	\$1,707,704
President's Funds	170	\$28,025	283	\$36,541	122	\$25,032	2,096	\$726,232
Public Health	68	\$15,460	86	\$23,827	111	\$78,705	749	\$669,251
Scholar. & Student Progs.	669	\$154,522	1,085	\$367,856	228	\$67,774	3,881	\$12,158,596
Social Work	55	\$9,200	75	\$19,291	44	\$13,573	970	\$4,249,650
UW Alumni Association	1,410	\$77,369	2,899	\$156,085	4,763	\$196,545	24,884	\$1,216,529
University Press	10	\$22,015	31	\$50,924	34	\$25,833	311	\$1,822,053
University Support	494	\$52,566	555	\$1,137,091	560	\$271,862	2,358	\$4,590,672
UW Bothell	32	\$5,393	52	\$28,489	40	\$26,803	647	\$406,048
UW Tacoma	71	\$126,864	110	\$208,816	95	\$565,337	808	\$4,341,386
All UW Unique Total	8,212	\$11,367,819	14,409	\$24,679,350	14,750	\$15,219,124	104,934	\$176,490,215

Source: UW Office of Development

The number of donors and contribution totals (gifts only) for the major Development areas of the University are shown. Dollar values are based on donor values.

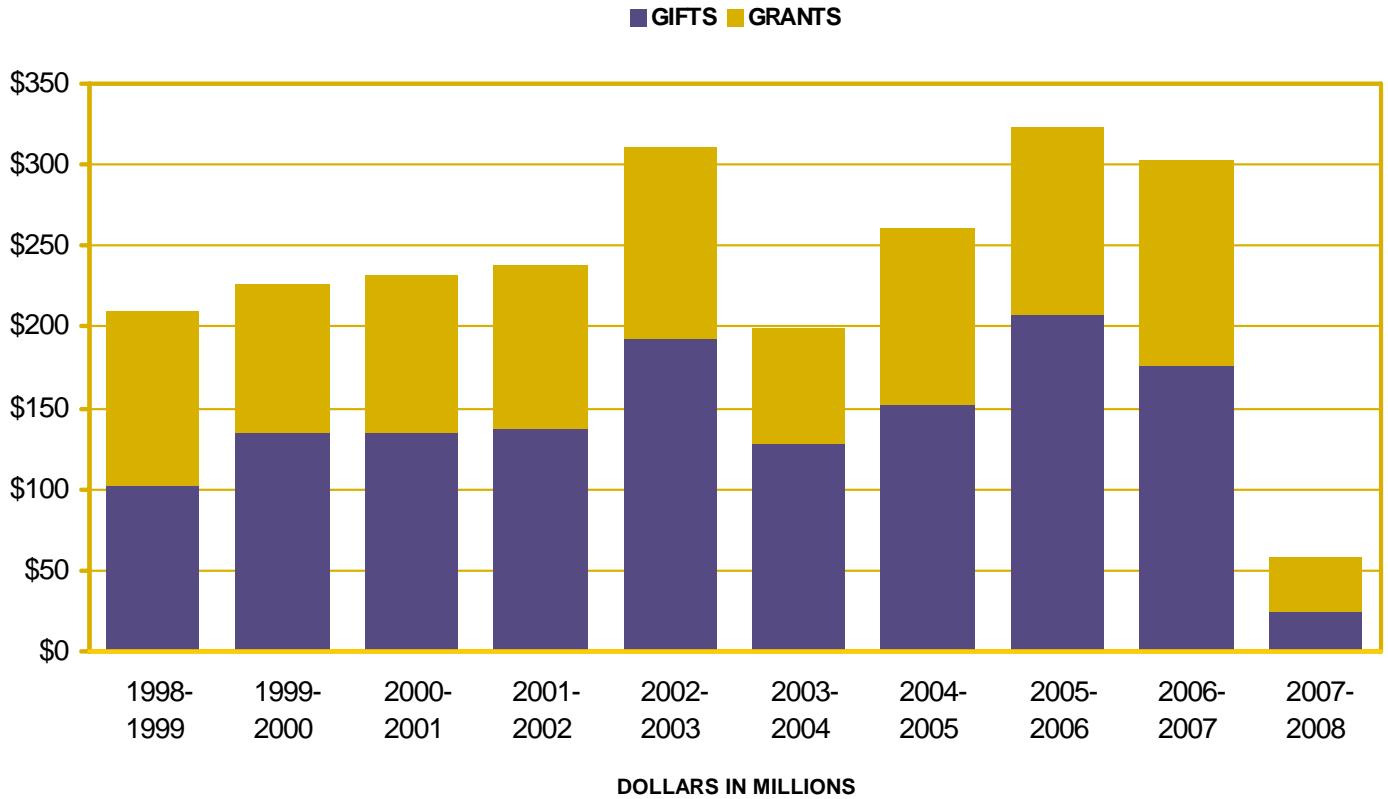
Job Number: 76655

August 2007

Development Area Summary - Gifts



COMPLETE FISCAL YEAR COMPARISON OF TOTAL CONTRIBUTIONS RECEIVED



FISCAL YEAR	GIFTS	GRANTS	TOTAL CONTRIBUTIONS
2007- 2008	\$24,679,350	\$32,915,059	\$57,594,409
2006- 2007	\$176,490,215	\$126,399,369	\$302,889,584
2005- 2006	\$207,744,231	\$115,261,186	\$323,005,417
2004- 2005	\$151,969,925	\$108,802,371	\$260,772,296
2003- 2004	\$128,174,367	\$71,603,323	\$199,777,690
2002- 2003	\$192,573,183	\$118,677,722	\$311,250,905
2001- 2002	\$137,959,340	\$100,820,547	\$238,779,887
2000- 2001	\$134,805,190	\$97,112,979	\$231,918,169
1999- 2000	\$134,037,997	\$91,536,165	\$225,574,162
1998- 1999	\$102,925,077	\$107,619,586	\$210,544,663

Source: UW Office of Development

This graph compares the current fiscal year's contribution totals to each of the previous nine fiscal year's contribution totals.

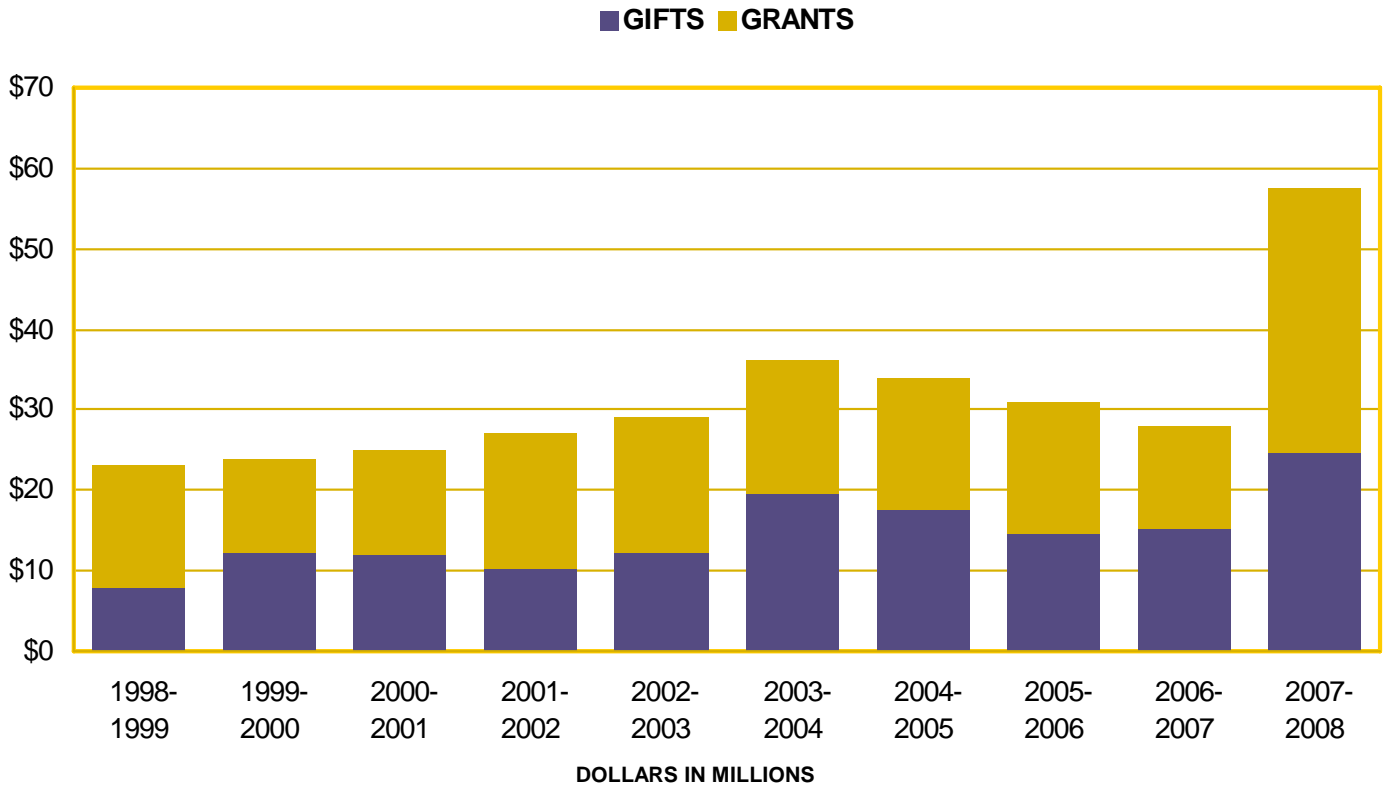
Job Number: 76655

August 2007

Fiscal Year Totals Graph



YEAR TO DATE CONTRIBUTION TOTALS



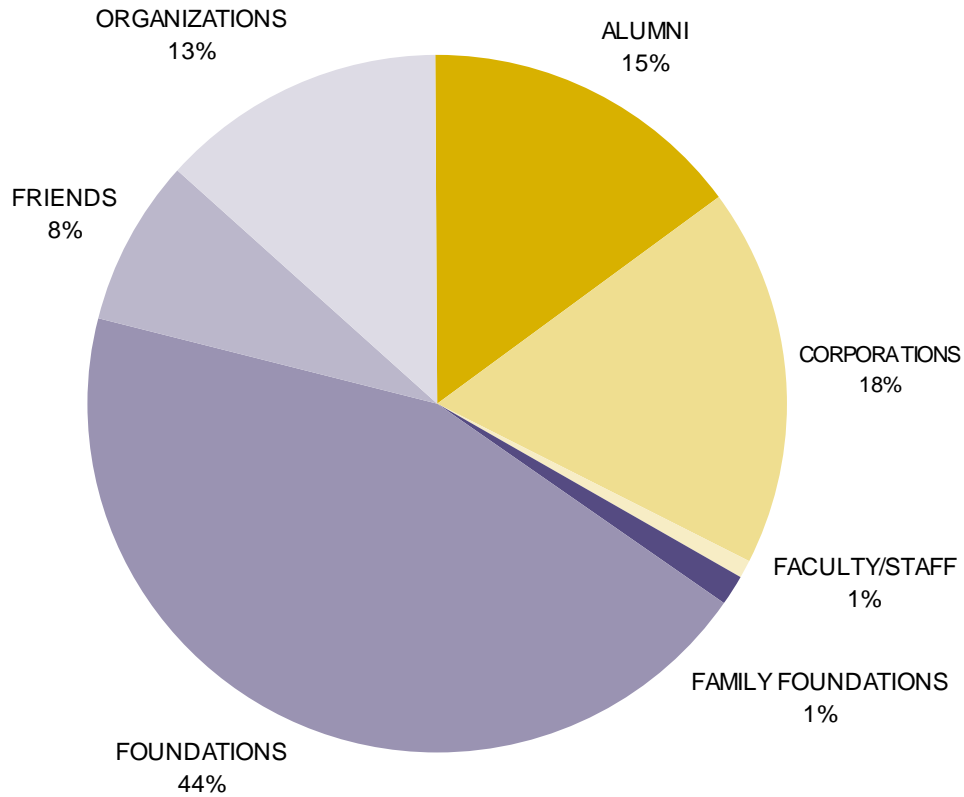
FISCAL YEAR	GIFTS	GRANTS	TOTAL CONTRIBUTIONS
2007- 2008	\$24,679,350	\$32,915,059	\$57,594,409
2006- 2007	\$15,219,124	\$12,601,654	\$27,820,778
2005- 2006	\$14,627,686	\$16,245,654	\$30,873,340
2004- 2005	\$17,530,695	\$16,433,767	\$33,964,462
2003- 2004	\$19,537,721	\$16,597,595	\$36,135,316
2002- 2003	\$12,230,893	\$16,786,392	\$29,017,285
2001- 2002	\$10,186,072	\$16,972,711	\$27,158,784
2000- 2001	\$11,971,851	\$12,973,413	\$24,945,264
1999- 2000	\$12,243,052	\$11,670,323	\$23,913,375
1998- 1999	\$8,001,600	\$15,168,144	\$23,169,744

Source: UW Office of Development

This graph compares the current fiscal year's contribution totals to each of the previous nine fiscal year's contribution totals.



DEVELOPMENT ACTIVITY BY DONOR TYPE IN CURRENT FISCAL YEAR



DONOR TYPE	YEAR TO DATE		PRIOR YEAR TO DATE		PRIOR FISCAL YEAR	
	Donors	Value	Donors	Value	Donors	Value
Alumni	7,838	\$8,608,136	8,586	\$6,314,705	54,753	\$60,282,263
Corporations	495	\$10,105,578	453	\$7,679,092	3,222	\$59,587,495
Faculty/Staff	1,556	\$436,970	1,352	\$279,205	3,711	\$3,848,794
Family Foundations	26	\$778,067	21	\$2,125,279	160	\$33,777,254
Foundations	122	\$25,466,254	96	\$3,402,586	405	\$45,676,525
Friends	4,390	\$4,585,712	4,262	\$1,754,389	42,526	\$40,107,637
Organizations	125	\$7,613,691	110	\$6,265,522	576	\$59,609,617

Source: UW Office of Development

This graph shows the sources of contributions for the current year to date. Dollar values are based on donor value.

Job Number: 76655
 August 2007

Development Activity by Donor Type in Current Fiscal Year Chart



ALUMNI PARTICIPATION BY CONSTITUENCY

AREA	CURRENT FISCAL YEAR TO DATE			PREVIOUS FISCAL YEAR TO DATE			
	Solicitible	Donors	Partic. Rate	Solicitible	Donors	Partic. Rate	Final %
UW Seattle							
UW Medicine	18,010	519	2.9%	16,867	518	3.1%	22.0%
Architecture	7,965	169	2.1%	7,709	176	2.3%	19.5%
Arts and Sciences	141,595	3,646	2.6%	138,301	4,077	2.9%	16.6%
Business School	37,430	1,291	3.4%	36,594	1,470	4.0%	22.7%
Dentistry	4,579	186	4.1%	4,525	210	4.6%	27.5%
Education	18,902	544	2.9%	19,116	473	2.5%	20.2%
Engineering	32,393	702	2.2%	31,945	742	2.3%	17.3%
Evans School of Public Affairs	2,329	95	4.1%	2,119	98	4.6%	25.1%
Forest Resources	4,603	89	1.9%	4,603	72	1.6%	17.9%
Interdisc. Grad. Programs	1,622	59	3.6%	1,463	55	3.8%	18.0%
Interdisc. Undergrad. Programs	225	3	1.3%	170	18	10.6%	24.7%
Interschool Programs	453	11	2.4%	353	13	3.7%	17.8%
Information School	4,370	150	3.4%	4,202	148	3.5%	22.4%
Law	7,780	232	3.0%	7,593	220	2.9%	24.8%
School of Nursing	8,598	264	3.1%	8,469	299	3.5%	24.5%
Ocean & Fisheries	3,911	79	2.0%	3,866	81	2.1%	18.5%
Pharmacy	3,426	93	2.7%	3,364	109	3.2%	30.3%
Public Health	4,318	130	3.0%	4,104	154	3.8%	20.2%
Social Work	6,404	165	2.6%	6,232	187	3.0%	17.8%
UW Bothell	6,084	124	2.0%	5,245	122	2.3%	15.1%
UW Tacoma	7,003	123	1.8%	5,850	132	2.3%	14.4%
Unspecified	10,866	298	2.7%	11,278	307	2.7%	22.8%
All UW Total	305,971	7,838	2.6%	297,648	8,586	2.9%	18.4%

Source: UW Office of Development

Job Number: 76655
August 2007

Alumni Participation

