

VII. STANDING COMMITTEES

B. Finance, Audit and Facilities Committee

**UW**

---

**Report of Contributions**

University of Washington  
University of Washington Foundation

September 2007

---

NOTES AS OF SEPTEMBER 30, 2007

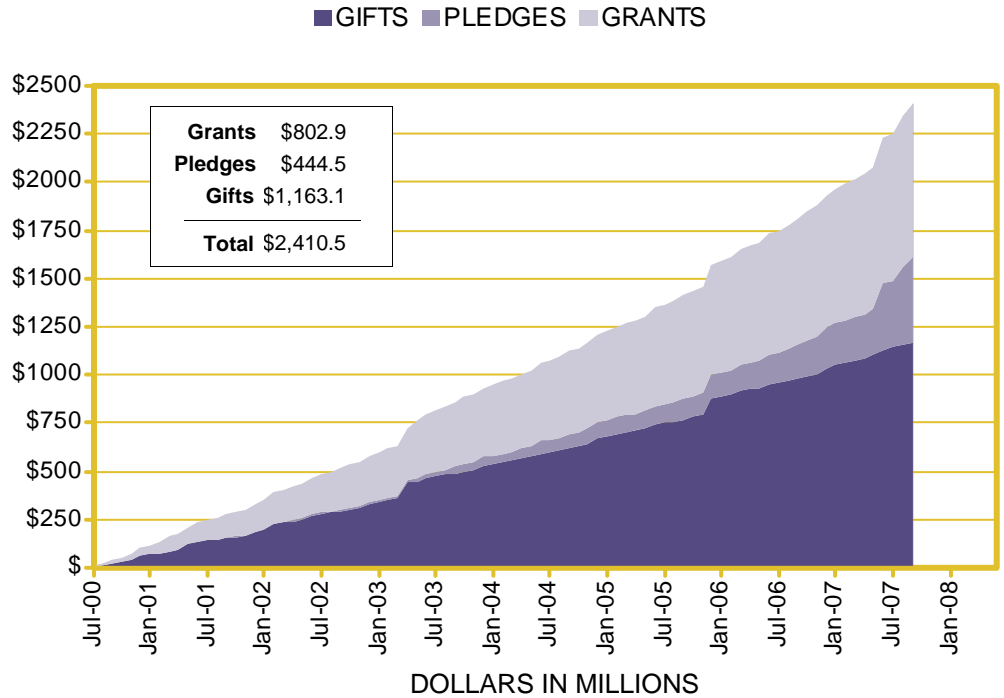
**DATA POINTS**

\$2,410,535,708 has been raised toward our campaign goal of \$2.5 billion.

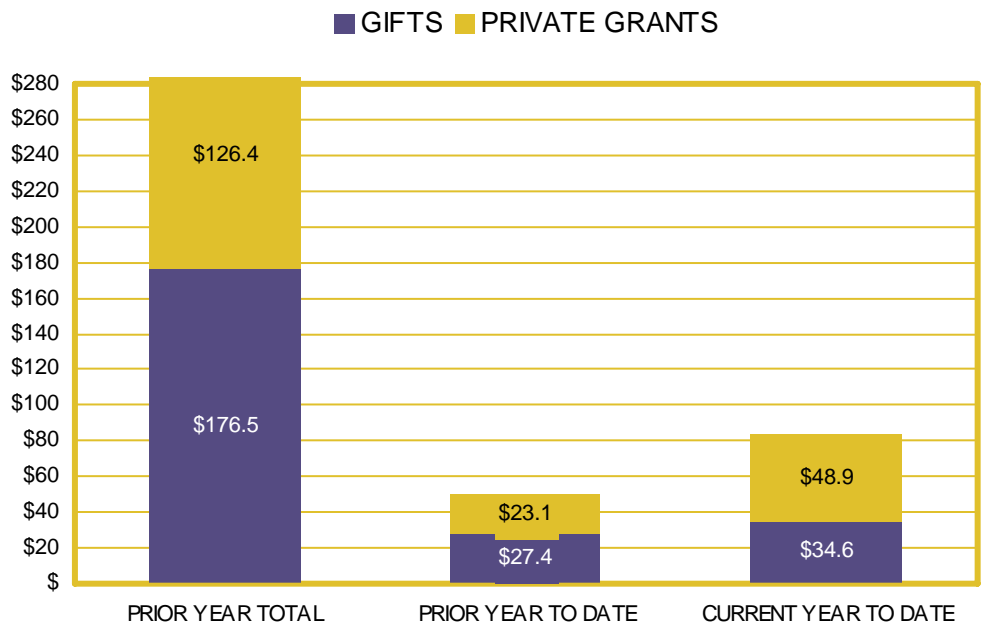
The UW received \$25.9 million in total private voluntary support (\$9.9 million in gifts and \$16.0 in grants) in September.

Areas including Architecture, Broadcast Services, Business School, Forest Resources, Information School, Intercollegiate Athletics, Law, Libraries, Ocean and Fisheries, Scholar. & Student Progs. and UW Medicine are ahead of last year's year-to-date totals.

**FUNDRAISING PROGRESS SINCE JULY 1, 2000**



**CURRENT GIFT AND PRIVATE GRANT TOTALS**



## SEPTEMBER 2007 GIFTS AND IMPACT

Selected gifts representing private support for one of the University of Washington's key fundraising priorities -- student, faculty, program and facility support.F

### **Russell L. Castner, D.D.S. - \$35,000 to the School of Public Health and Community Medicine**

- Dr. Russell L. Castner's support for students in the Department of Environmental and Occupational Health Sciences includes his own Endowed Student Research Fund, enabling students to conduct a higher level of research activities than would be possible without private support; the Jack and Betty Hatlen and Charles and Cind Treser Endowments for undergraduate students; and the School of Public Health Endowed Fellowship.
- Dr. Castner graduated with a Bachelor of Science in Environmental Health in 1971. Faced with a hiring freeze in his field, he changed career plans and earned his D.D.S. from the University of Washington. Throughout his 32-year career as a dentist, Dr. Castner remained interested in environmental and occupational health sciences, which explore the relationship between human health and the environment.
- Dr. Castner's support recognizes and honors the program's leader for nearly 40 years, Professor Jack Hatlen, and Dr. Castner's long-time friends, SPHCM Professor Charles Treser and his late wife Cind.

### **Zhijia Shen – \$5,000 to University Libraries**

- Zhijia Shen, new director of the University's East Asia Library, has created an endowment to support undergraduate and graduate student employees at the UW East Asia Library. The Wang Gesen and Zhou Guangqin East Asia Library Endowed Student Support Fund, named in honor of Dr. Shen's in-laws, will assist these students in pursuing careers in East Asia Librarianship, including the cost of attending conferences and training.
- Dr. Shen's gift will receive a 100% match from the University of Washington through the Faculty/Staff/Retiree Campaign for Students. With a minimum contribution of \$5,000, any current or retired faculty or staff member can create a named endowment benefiting undergraduate, graduate or professional students.
- The East Asia Library supports teaching and research activities on East Asian studies at the University of Washington. The library holds more than 500,000 volumes.

### **Washington Women's Foundation - \$45,000 to the College of Engineering**

- A gift from the Washington Women's Foundation to Seattle MESA (Math, Engineering, Science Achievement) in the UW College of Engineering will support 100 underrepresented students in achieving academic success during the critical freshman year of high school. Students from Seattle's Cleveland, Franklin, Garfield, Rainier Beach and Chief Sealth High Schools participate in a three-week intensive summer math camp, after-school tutoring, and monthly Saturday Academy enrichment/leadership sessions at the University of Washington. Results from this project not only include higher grades, but better preparation and higher aspirations for college.
- Washington Women's Foundation began in 1995, when 116 women joined to combine their resources to address the philanthropic needs of the community. In the last eight years, the foundation has grown to more than 420 members and awarded grants totaling nearly \$6.6 million.





# REPORT OF CONTRIBUTIONS

September 2007

---

---

## **CAMPAIGN UW: CREATING FUTURES**

Report prepared by: Office of Development and Alumni Relations  
Advancement Services, Information Management

10/9/2007 11:51 AM

## TABLE OF CONTENTS

Campaign Progress to Date*	1
Campaign Progress by Giving Level*	2
Campaign Progress Pyramid*	3
Campaign Progress by Constituency*	4
Campaign Theme Progress*	5
Development Area Summary - Total Private Voluntary Support	6
Development Area Summary - Gifts and Private Grants	7
Development Area Summary - Gifts	8
Complete Fiscal Year Comparison	9
Year to Date Contribution Totals	10
Development Activity by Donor Type	11
Alumni Participation by Constituency	12

\*All Campaign totals represented are from July 1, 2000 through the end of the preceding calendar month. Please note that grant revenue totals in Campaign Reports may contain clinical trials. Fundraising totals from all affiliated non-profit organizations are also included in UW Campaign totals.

The UW Campaign Executive Committee developed the counting policy for Campaign reports, based on Council for Advancement and Support of Education (CASE) campaign counting standards.

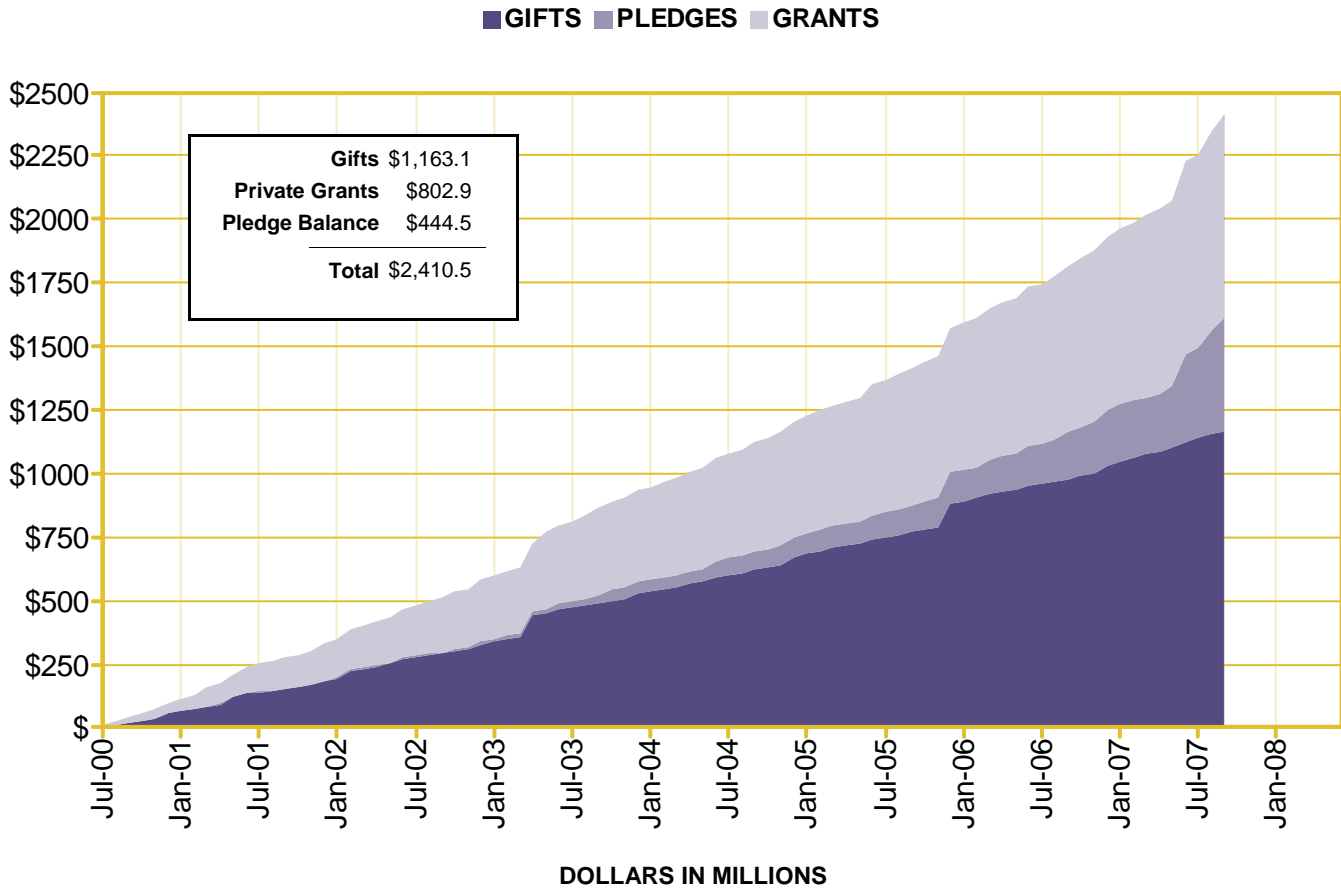
Annual reporting is July 1, 2007 through the end of the preceding calendar month.

Job Number: 77065  
September 2007

Table of Contents



## CAMPAIGN PROGRESS SINCE JULY 1, 2000



Source: UW Office of Development

Summarizes Total Private Voluntary Support since July 1, 2000. Testamentary Commitments included in Pledge Balance total. All dollar totals in millions.

Job Number: 77065  
 September 2007

Fundraising Progress Since July 1, 2000



## CAMPAIGN PROGRESS BY GIVING LEVEL

<b>DOLLARS RAISED</b>							
<b>Gifts, Pledges &amp; Grants</b>							
Giving Level *	Alumni	Non Alumni	Family Fndns.	Corporations	Foundations	Other Orgs.	Total
\$100M+	\$0	\$35,220	\$0	\$0	\$413,078,851	\$0	\$413,114,071
\$50M - \$99,999,999	\$0	\$0	\$0	\$0	\$0	\$0	\$0
\$10M - \$49,999,999	\$53,105,983	\$85,615,867	\$72,282,500	\$76,526,086	\$111,870,047	\$57,499,920	\$456,900,403
\$5M - \$9,999,999	\$29,867,572	\$16,157,796	\$0	\$54,514,264	\$51,980,736	\$61,180,902	\$213,701,270
\$1M - \$4,999,999	\$144,588,202	\$72,423,896	\$33,075,382	\$134,795,557	\$110,607,002	\$97,467,077	\$592,957,115
\$100,000 - \$999,999	\$105,194,998	\$79,243,382	\$25,727,179	\$138,410,632	\$68,596,375	\$64,155,656	\$481,328,221
\$25,000 - \$99,999	\$29,988,636	\$22,370,611	\$3,227,783	\$32,018,950	\$8,603,659	\$11,188,551	\$107,398,192
\$10,000 - \$24,999	\$21,283,604	\$15,201,278	\$844,620	\$10,900,414	\$1,772,109	\$2,281,034	\$52,283,058
\$5,000 - \$9,999	\$13,279,404	\$10,246,673	\$282,318	\$5,133,933	\$612,618	\$786,606	\$30,341,552
\$2,000 - \$4,999	\$10,324,363	\$8,251,719	\$63,542	\$3,450,940	\$274,492	\$528,822	\$22,893,878
\$1,000 - \$1,999	\$6,527,854	\$5,344,598	\$22,991	\$1,490,630	\$83,655	\$241,145	\$13,710,874
\$500 - \$999	\$5,664,099	\$4,386,193	\$5,460	\$744,033	\$31,575	\$97,511	\$10,928,871
\$250 - \$499	\$3,733,079	\$2,356,655	\$2,000	\$315,243	\$11,855	\$44,743	\$6,463,575
\$100 - \$249	\$3,049,326	\$2,215,970	\$2,515	\$297,428	\$8,017	\$34,085	\$5,607,341
\$1 - \$99	\$1,523,600	\$1,293,073	\$239	\$77,994	\$971	\$11,410	\$2,907,287
<b>Total</b>	<b>\$428,130,719</b>	<b>\$325,142,931</b>	<b>\$135,536,529</b>	<b>\$458,676,104</b>	<b>\$767,531,963</b>	<b>\$295,517,462</b>	<b>\$2,410,535,708</b>
<b>DONOR COUNTS</b>							
Giving Level	Alumni	Non Alumni	Family Fndns.	Corporations	Foundations	Other Orgs.	Total
\$100M+	0	2	0	0	1	0	3
\$50M - \$99,999,999	0	0	0	0	0	0	0
\$10M - \$49,999,999	13	11	4	5	6	4	43
\$5M - \$9,999,999	7	7	0	7	8	8	37
\$1M - \$4,999,999	116	107	16	65	50	46	400
\$100,000 - \$999,999	617	684	78	499	204	201	2,283
\$25,000 - \$99,999	1,199	1,172	75	695	174	222	3,537
\$10,000 - \$24,999	2,567	2,402	59	812	123	156	6,119
\$5,000 - \$9,999	3,395	3,309	46	860	101	128	7,839
\$2,000 - \$4,999	5,457	5,814	23	1,326	95	191	12,906
\$1,000 - \$1,999	7,252	7,489	20	1,345	69	210	16,385
\$500 - \$999	11,170	10,980	12	1,348	53	166	23,729
\$250 - \$499	13,598	11,251	7	1,089	37	146	26,128
\$100 - \$249	23,611	23,026	17	2,300	55	266	49,275
\$1 - \$99	43,584	45,960	5	1,990	23	320	91,882
<b>Total</b>	<b>112,586</b>	<b>112,214</b>	<b>362</b>	<b>12,341</b>	<b>999</b>	<b>2,064</b>	<b>240,566</b>


Source: UW Office of Development & Alumni Relations

This report shows the count of distinct donors and campaign total by giving level and donor type since July 1, 2000.

\*\*"Giving Level" is determined by summing all gift record types (including grants)



CAMPAIGN PROGRESS BY PYRAMID, SINCE JULY 1, 2000



240,566 Donor Count

Campaign Total: \$2,410,535,708

\*Campaign Working Goal: \$2,500,000,000

Percent Complete: 96.4%

Source: UW Office of Development

The counts of distinct donors and fundraising totals by giving level are shown.

\*Unit campaign goals are still being finalized.

Pyramid Levels are determined by summing all gift record types (including grants)





## CAMPAIGN PROGRESS BY CONSTITUENCY

	GIFTS	Irrevocable Deferred Gifts		PLEDGES	Testamentary Commitments		GRANTS	Campaign - Private Voluntary Support		
		Donor Value	Discount Value		Donor Value	Discount Value		TOTAL	Working Goal	% of Goal
UW Medicine	\$316,012,400	\$11,624,834	\$6,906,224	\$175,660,066	\$29,701,186	\$10,798,245	\$424,959,646	\$957,958,131	\$1,000,000,000	95.8%
Architecture	\$8,203,850	\$2,244,117	\$663,889	\$1,199,379	\$2,275,000	\$1,311,271	\$4,043,804	\$17,966,150	\$19,000,000	94.6%
Arts and Sciences	\$121,302,691	\$6,927,342	\$4,821,020	\$8,924,043	\$38,156,000	\$24,499,673	\$76,617,623	\$251,927,700	\$240,000,000	105.0%
Broadcast Services	\$54,048,475	\$0	\$0	\$14,369	\$0	\$0	\$0	\$54,062,843	N/A	N/A
Business School	\$72,055,264	\$1,025,743	\$804,991	\$72,560,463	\$7,915,271	\$5,416,671	\$368,335	\$153,925,075	\$135,000,000	114.0%
Dentistry	\$8,386,886	\$246,992	\$133,306	\$2,237,025	\$910,000	\$508,954	\$4,300,296	\$16,081,200	\$15,000,000	107.2%
Education	\$11,409,656	\$28,552	\$33,206	\$2,531,062	\$2,050,000	\$1,261,668	\$15,357,939	\$31,377,208	\$23,000,000	136.4%
Engineering	\$141,221,617	\$2,659,904	\$1,606,515	\$7,622,278	\$7,464,691	\$2,978,632	\$82,055,018	\$241,023,508	\$250,000,000	96.4%
Evans Schl. of Pub. Affairs	\$12,064,033	\$81,135	\$113,550	\$1,118,229	\$500,000	\$265,793	\$41,469,171	\$55,232,567	\$40,000,000	138.1%
Forest Resources	\$10,190,925	\$646,572	\$541,911	\$55,060	\$2,915,000	\$1,609,906	\$4,120,621	\$17,928,177	\$17,700,000	101.3%
Friday Harbor Labs	\$6,270,967	\$153,242	\$90,816	\$182,604	\$5,255,000	\$2,978,876	\$862,743	\$12,724,556	\$12,000,000	106.0%
Information School	\$3,229,935	\$25,000	\$8,102	\$277,185	\$100,000	\$64,666	\$2,241,458	\$5,873,578	\$5,000,000	117.5%
Intercollegiate Athletics	\$116,172,855	\$246,570	\$175,331	\$4,209,082	\$260,000	\$160,402	\$0	\$120,888,507	\$110,000,000	109.9%
Law	\$62,260,103	\$71,186	\$38,755	\$1,181,656	\$674,988	\$417,533	\$1,176,222	\$65,364,154	\$70,000,000	93.4%
Libraries	\$6,747,009	\$442,146	\$381,541	\$70,285	\$1,893,000	\$829,910	\$475,708	\$9,628,147	\$9,000,000	107.0%
Nursing	\$11,312,860	\$3,295,000	\$2,544,829	\$1,018,212	\$3,472,799	\$1,782,141	\$9,271,088	\$28,369,959	\$24,000,000	118.2%
Ocean and Fisheries	\$14,436,609	\$5,823,186	\$2,711,103	\$56,085	\$0	\$0	\$32,249,587	\$52,565,467	\$34,000,000	154.6%
Pharmacy	\$10,103,243	\$0	\$0	\$605,386	\$0	\$0	\$6,339,399	\$17,048,028	\$10,260,000	166.2%
President's Funds	\$6,157,322	\$748,472	\$641,292	\$304,319	\$3,230,000	\$1,543,929	\$0	\$10,440,113	N/A	N/A
Public Health	\$14,248,035	\$50,259	\$39,563	\$9,879,502	\$0	\$0	\$71,757,548	\$95,935,343	\$90,000,000	106.6%
Scholar. & Student Progs.	\$42,022,331	\$1,826,486	\$814,919	\$2,903,500	\$6,718,333	\$3,513,133	\$1,864,332	\$55,334,982	\$40,000,000	138.3%
Social Work	\$6,262,596	\$290,566	\$183,270	\$6,089,309	\$0	\$0	\$7,137,804	\$19,780,275	\$10,000,000	197.8%
University Press	\$3,884,720	\$108,239	\$91,553	\$15,090	\$0	\$0	\$0	\$4,008,049	\$3,000,000	133.6%
University Support	\$38,851,235	\$1,858,394	\$1,052,422	\$4,686,557	\$12,050,000	\$5,339,222	\$15,445,770	\$72,891,957	N/A	N/A
UW Bothell	\$2,612,059	\$0	\$0	\$46,698	\$0	\$0	\$750,500	\$3,409,257	\$5,700,000	59.8%
UW Tacoma	\$23,037,808	\$195,000	\$181,257	\$12,752,710	\$2,725,000	\$1,535,533	\$80,257	\$38,790,775	\$35,000,000	110.8%
<b>All UW Total</b>	<b>\$1,122,505,483</b>	<b>\$40,618,936</b>	<b>\$24,579,365</b>	<b>\$316,200,154</b>	<b>\$128,266,268</b>	<b>\$66,816,158</b>	<b>\$802,944,868</b>	<b>\$2,410,535,708</b>	<b>\$2,500,000,000</b>	<b>96.4%</b>

Source: UW Office of Development

Fundraising progress toward campaign working goals by constituency area (school/college/program). Campaign total is the sum of gifts, grants, active pledges and donor values of irrevocable deferred gifts and testamentary commitments. "N/A" is not applicable. 1 - "Pledges" are those in active status only. 2 - "Grants" are private grants only. 3 - Unit campaign working goals are still being finalized.

Job Number: 77065  
September 2007

Campaign Progress by Constituency - Since July 2000



**CAMPAIGN FUNDING THEME PROGRESS - JULY 2000 - PRESENT**

THEME	CURRENT USE	ENDOWMENT	TOTAL
Student Support	\$106,827,365	\$194,392,181	\$301,219,547
Faculty Support	\$95,323,055	\$155,267,497	\$250,590,552
Program Support for Faculty and Students	\$1,176,690,160	\$154,366,189	\$1,331,056,348
Capital	\$293,423,074	\$1,778,269	\$295,201,342
Unrestricted	\$200,209,129	\$32,258,791	\$232,467,920
<b>Total</b>	<b>\$1,872,472,782</b>	<b>\$538,062,926</b>	<b>\$2,410,535,708</b>
Goal	\$2,000,000,000	\$500,000,000	\$2,500,000,000
% to Goal	93.6%	107.6%	96.4%

Source: UW Office of Development

This report shows contribution totals by campaign theme/priority since July 1, 2000.

Job Number: 77065  
 September 2007

Campaign Theme Progress



DEVELOPMENT SUMMARY - TOTAL PRIVATE VOLUNTARY SUPPORT

AREA	YEAR TO DATE DONOR VALUES		
	GIFTS	PRIVATE GRANTS	TOTAL
UW Seattle			
UW Medicine	\$12,904,547	\$37,274,521	\$50,179,068
Architecture	\$169,210	\$52,500	\$221,710
Arts and Sciences	\$5,794,000	\$931,981	\$6,725,981
Broadcast Services	\$1,843,779		\$1,843,779
Business School	\$1,828,679		\$1,828,679
Dentistry	\$175,460	\$34,964	\$210,424
Education	\$259,364	\$25,000	\$284,364
Engineering	\$3,025,351	\$404,887	\$3,430,238
Evans Schl. of Pub. Affairs	\$79,780	\$727,714	\$807,494
Forest Resources	\$245,030	\$213,902	\$458,932
Graduate School	\$80,239	\$66,958	\$147,197
Information School	\$64,165	\$745,000	\$809,165
Intercollegiate Athletics	\$3,631,182		\$3,631,182
Law	\$818,968		\$818,968
Libraries	\$142,775		\$142,775
Nursing	\$371,929	\$719,963	\$1,091,892
Ocean and Fisheries	\$139,815	\$5,286,432	\$5,426,247
Pharmacy	\$90,176	\$263,610	\$353,786
President's Funds	\$124,667		\$124,667
Public Health	\$121,782	\$2,067,775	\$2,189,558
Scholar. & Student Progs.	\$668,944		\$668,944
Social Work	\$23,470	\$110,786	\$134,256
UW Alumni Association	\$209,312		\$209,312
University Press	\$109,099		\$109,099
University Support	\$1,363,292		\$1,363,292
UW Bothell	\$30,981		\$30,981
UW Tacoma	\$270,241		\$270,241
<b>All UW Total</b>	<b>\$34,586,251</b>	<b>\$48,925,994</b>	<b>\$83,512,245</b>

Source: UW Office of Development

Contribution totals for the major Development areas of the University are shown.

Job Number: 77065

September 2007

Development Area Summary - Total Private Voluntary Support



## DEVELOPMENT SUMMARY - GIFTS AND PRIVATE GRANTS

AREA	CURRENT MONTH		YEAR TO DATE		PRIOR YEAR TO DATE		PRIOR FISCAL YEAR	
	Donors	Value	Donors	Value	Donors	Value	Donors	Value
UW Seattle								
UW Medicine	3,552	\$17,118,584	4,801	\$50,179,068	3,774	\$19,710,887	18,369	\$106,235,847
Architecture	110	\$101,178	190	\$221,710	147	\$209,896	1,511	\$1,285,219
Arts and Sciences	1,941	\$1,321,702	3,295	\$6,725,981	3,801	\$6,879,068	17,118	\$34,367,909
Broadcast Services	431	\$706,440	1,024	\$1,843,779	1,374	\$1,618,040	4,560	\$10,835,348
Business School	805	\$704,913	1,360	\$1,828,679	1,331	\$1,643,425	4,542	\$16,631,593
Dentistry	153	\$62,886	280	\$210,424	375	\$313,838	1,410	\$1,721,826
Education	95	\$35,977	492	\$284,364	600	\$1,303,218	1,869	\$4,112,575
Engineering	489	\$801,720	882	\$3,430,238	898	\$4,216,580	4,586	\$26,027,370
Evans Schl. of Pub. Affairs	35	\$188,109	85	\$807,494	108	\$1,045,786	522	\$7,146,491
Forest Resources	111	\$61,277	307	\$458,932	162	\$157,077	1,208	\$1,929,058
Graduate School	26	\$64,274	41	\$147,197	52	\$353,455	415	\$2,481,332
Information School	202	\$174,330	250	\$809,165	295	\$246,604	651	\$686,093
Intercollegiate Athletics	588	\$1,388,526	3,034	\$3,631,182	2,769	\$3,115,462	24,151	\$21,911,161
Law	84	\$113,602	227	\$818,968	173	\$346,360	2,019	\$2,960,515
Libraries	195	\$51,760	353	\$142,775	304	\$44,436	4,428	\$1,143,601
Nursing	176	\$136,467	279	\$1,091,892	307	\$3,936,100	1,849	\$6,185,723
Ocean and Fisheries	102	\$928,563	142	\$5,426,247	174	\$731,617	790	\$7,085,809
Pharmacy	168	\$138,323	219	\$353,786	199	\$417,986	1,153	\$3,527,989
President's Funds	242	\$88,125	508	\$124,667	401	\$55,414	2,096	\$726,232
Public Health	114	\$989,462	156	\$2,189,558	216	\$2,415,386	788	\$11,799,217
Scholar. & Student Progs.	875	\$301,087	1,813	\$668,944	552	\$146,183	3,881	\$13,158,596
Social Work	75	\$4,179	134	\$134,256	120	\$165,951	980	\$5,996,397
UW Alumni Association	1,179	\$53,227	4,071	\$209,312	5,991	\$258,330	24,884	\$1,216,529
University Press	36	\$58,175	67	\$109,099	84	\$44,083	311	\$1,822,053
University Support	123	\$231,201	659	\$1,363,292	720	\$368,169	2,365	\$7,142,087
UW Bothell	42	\$2,492	76	\$30,981	77	\$135,969	647	\$406,048
UW Tacoma	88	\$61,424	163	\$270,241	140	\$587,658	810	\$4,346,953
<b>All UW Unique Total</b>	<b>11,127</b>	<b>\$25,888,017</b>	<b>23,040</b>	<b>\$83,512,245</b>	<b>23,091</b>	<b>\$50,466,991</b>	<b>105,353</b>	<b>\$302,889,584</b>

Source: UW Office of Development

The number of donors and contribution totals for the major Development areas of the University are shown. Dollar values are based on donor values.

Job Number: 77065

September 2007

Development Area Summary - Gifts and Private Grants



## DEVELOPMENT SUMMARY - GIFTS

AREA	CURRENT MONTH		YEAR TO DATE		PRIOR YEAR TO DATE		PRIOR FISCAL YEAR	
	Donors	Value	Donors	Value	Donors	Value	Donors	Value
UW Seattle								
UW Medicine	3,493	\$3,818,251	4,661	\$12,904,547	3,646	\$6,665,138	18,109	\$35,839,896
Architecture	110	\$101,178	188	\$169,210	147	\$209,896	1,504	\$1,015,838
Arts and Sciences	1,935	\$1,048,801	3,277	\$5,794,000	3,772	\$3,459,452	17,051	\$22,448,302
Broadcast Services	431	\$706,440	1,024	\$1,843,779	1,374	\$1,618,040	4,560	\$10,835,348
Business School	805	\$704,913	1,360	\$1,828,679	1,330	\$1,615,078	4,541	\$16,603,246
Dentistry	153	\$62,886	279	\$175,460	373	\$253,712	1,400	\$1,302,793
Education	95	\$35,977	491	\$259,364	595	\$474,851	1,859	\$1,560,076
Engineering	485	\$676,405	873	\$3,025,351	882	\$2,983,902	4,531	\$15,097,858
Evans Schl. of Pub. Affairs	33	\$3,896	78	\$79,780	98	\$70,564	503	\$2,577,597
Forest Resources	111	\$61,277	304	\$245,030	159	\$124,636	1,191	\$1,416,624
Graduate School	25	\$25,774	39	\$80,239	49	\$218,624	410	\$1,665,861
Information School	201	\$34,330	249	\$64,165	292	\$72,880	648	\$436,870
Intercollegiate Athletics	588	\$1,388,526	3,034	\$3,631,182	2,769	\$3,115,462	24,151	\$21,911,161
Law	84	\$113,602	227	\$818,968	173	\$346,360	2,015	\$2,773,835
Libraries	195	\$51,760	353	\$142,775	304	\$44,436	4,428	\$1,143,601
Nursing	175	\$72,043	276	\$371,929	304	\$3,835,561	1,842	\$5,457,618
Ocean and Fisheries	99	\$18,584	134	\$139,815	169	\$393,287	763	\$2,515,555
Pharmacy	167	\$54,562	217	\$90,176	195	\$183,032	1,144	\$1,707,704
President's Funds	242	\$88,125	508	\$124,667	401	\$55,414	2,096	\$726,232
Public Health	108	\$97,954	143	\$121,782	207	\$165,295	749	\$669,251
Scholar. & Student Progs.	875	\$301,087	1,813	\$668,944	552	\$146,183	3,881	\$12,158,596
Social Work	75	\$4,179	132	\$23,470	117	\$23,502	970	\$4,249,650
UW Alumni Association	1,179	\$53,227	4,071	\$209,312	5,991	\$258,330	24,884	\$1,216,529
University Press	36	\$58,175	67	\$109,099	84	\$44,083	311	\$1,822,053
University Support	123	\$231,201	659	\$1,363,292	719	\$313,169	2,358	\$4,590,672
UW Bothell	42	\$2,492	76	\$30,981	77	\$135,969	647	\$406,048
UW Tacoma	88	\$61,424	163	\$270,241	140	\$587,658	808	\$4,341,386
<b>All UW Unique Total</b>	<b>11,051</b>	<b>\$9,877,082</b>	<b>22,859</b>	<b>\$34,586,251</b>	<b>22,913</b>	<b>\$27,414,529</b>	<b>104,934</b>	<b>\$176,490,215</b>

Source: UW Office of Development

The number of donors and contribution totals (gifts only) for the major Development areas of the University are shown. Dollar values are based on donor values.

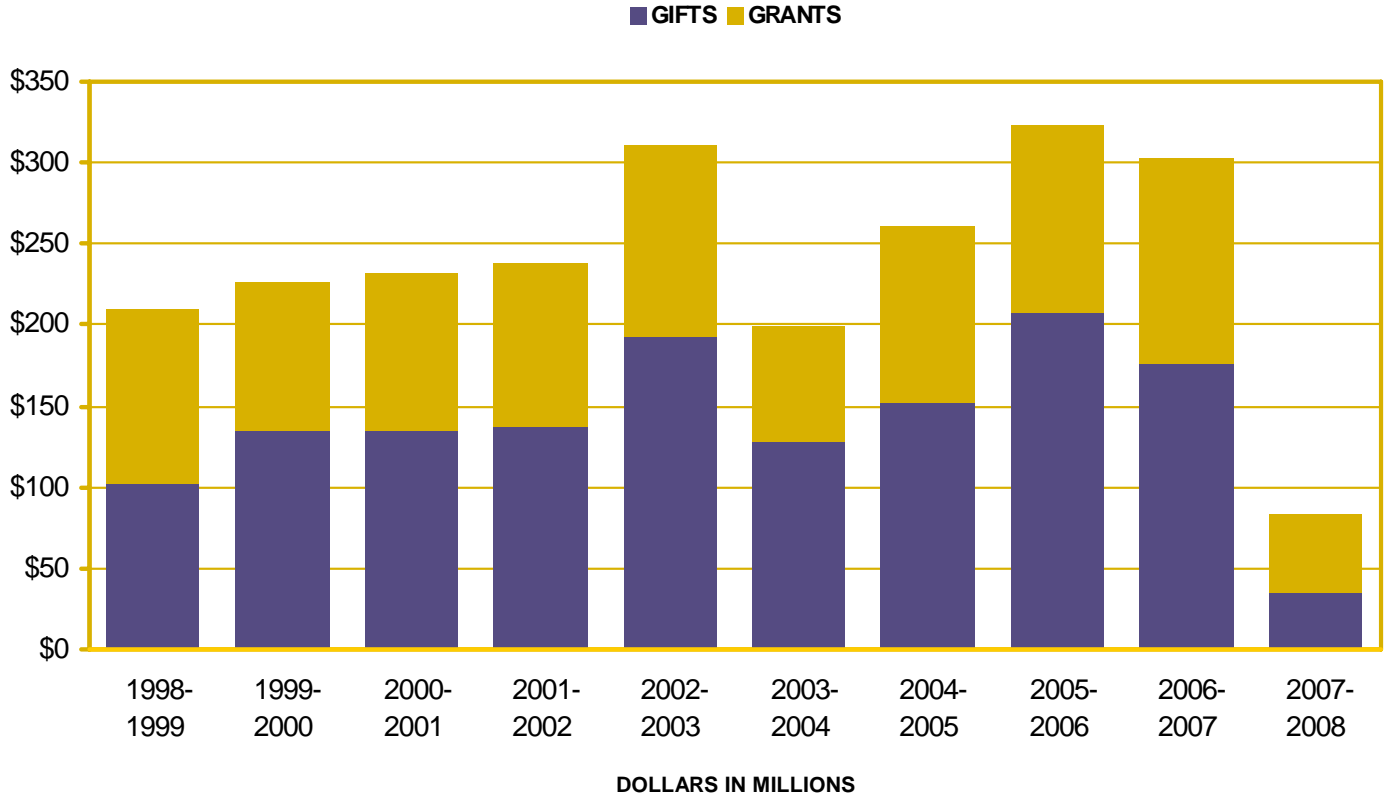
Job Number: 77065

September 2007

Development Area Summary - Gifts



COMPLETE FISCAL YEAR COMPARISON OF TOTAL CONTRIBUTIONS RECEIVED



FISCAL YEAR	GIFTS	GRANTS	TOTAL CONTRIBUTIONS
2007- 2008	\$34,586,251	\$48,925,994	\$83,512,245
2006- 2007	\$176,490,215	\$126,399,369	\$302,889,584
2005- 2006	\$207,744,231	\$115,261,186	\$323,005,417
2004- 2005	\$151,969,925	\$108,802,371	\$260,772,296
2003- 2004	\$128,174,367	\$71,603,323	\$199,777,690
2002- 2003	\$192,573,183	\$118,677,722	\$311,250,905
2001- 2002	\$137,959,340	\$100,820,547	\$238,779,887
2000- 2001	\$134,805,190	\$97,112,979	\$231,918,169
1999- 2000	\$134,037,997	\$91,536,165	\$225,574,162
1998- 1999	\$102,925,077	\$107,619,586	\$210,544,663

Source: UW Office of Development

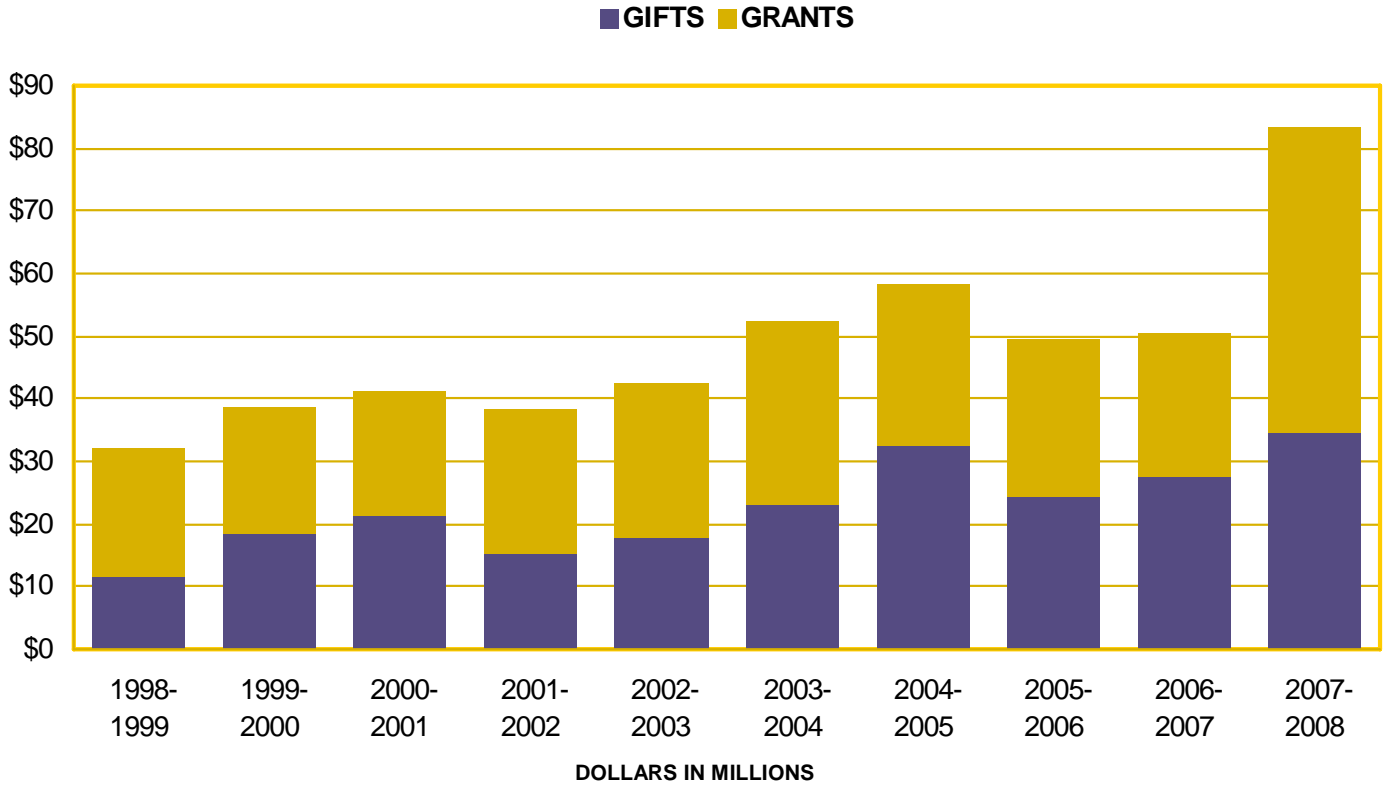
This graph compares the current fiscal year's contribution totals to each of the previous nine fiscal year's contribution totals.

Job Number: 77065  
 September 2007

Fiscal Year Totals Graph



## YEAR TO DATE CONTRIBUTION TOTALS



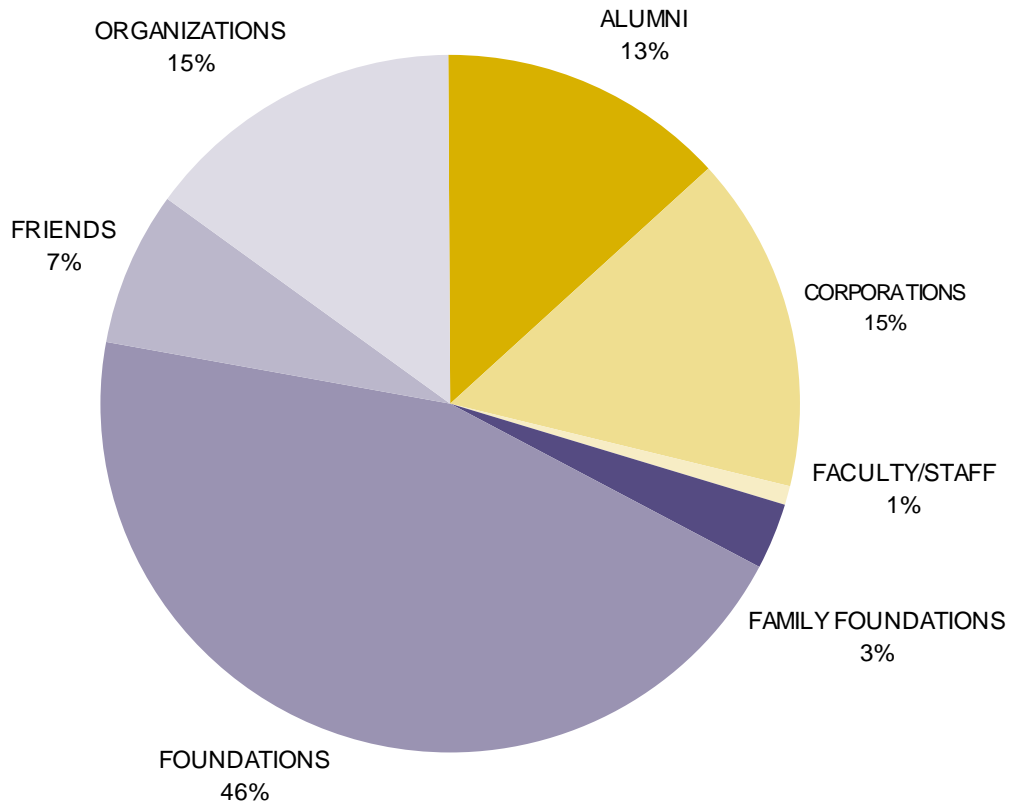
FISCAL YEAR	GIFTS	GRANTS	TOTAL CONTRIBUTIONS
2007- 2008	\$34,586,251	\$48,925,994	\$83,512,245
2006- 2007	\$27,414,529	\$23,052,463	\$50,466,991
2005- 2006	\$24,257,352	\$25,307,056	\$49,564,408
2004- 2005	\$32,475,755	\$25,933,731	\$58,409,486
2003- 2004	\$23,128,776	\$29,149,098	\$52,277,874
2002- 2003	\$17,877,664	\$24,671,474	\$42,549,138
2001- 2002	\$15,196,328	\$23,250,028	\$38,446,357
2000- 2001	\$21,349,307	\$19,740,955	\$41,090,262
1999- 2000	\$18,660,932	\$20,029,863	\$38,690,795
1998- 1999	\$11,577,918	\$20,580,416	\$32,158,334

Source: UW Office of Development

This graph compares the current fiscal year's contribution totals to each of the previous nine fiscal year's contribution totals.



DEVELOPMENT ACTIVITY BY DONOR TYPE IN CURRENT FISCAL YEAR



DONOR TYPE	YEAR TO DATE		PRIOR YEAR TO DATE		PRIOR FISCAL YEAR	
	Donors	Value	Donors	Value	Donors	Value
Alumni	12,540	\$11,194,989	13,413	\$12,515,125	54,753	\$60,282,263
Corporations	718	\$12,817,189	655	\$12,121,353	3,222	\$59,587,495
Faculty/Staff	1,729	\$791,403	1,602	\$501,858	3,711	\$3,848,794
Family Foundations	42	\$2,628,617	33	\$2,845,232	160	\$33,777,254
Foundations	159	\$37,515,589	126	\$8,527,873	405	\$45,676,525
Friends	7,685	\$6,014,986	7,112	\$2,782,174	42,526	\$40,107,637
Organizations	167	\$12,549,473	150	\$11,173,376	576	\$59,609,617

Source: UW Office of Development

This graph shows the sources of contributions for the current year to date. Dollar values are based on donor value.

Job Number: 77065  
 September 2007

Development Activity by Donor Type in Current Fiscal Year Chart





## ALUMNI PARTICIPATION BY CONSTITUENCY

AREA	CURRENT FISCAL YEAR TO DATE			PREVIOUS FISCAL YEAR TO DATE			
	Solicitible	Donors	Partic. Rate	Solicitible	Donors	Partic. Rate	Final %
UW Seattle							
UW Medicine	18,010	729	4.0%	16,867	724	4.3%	22.0%
Architecture	7,965	284	3.6%	7,709	274	3.6%	19.5%
Arts and Sciences	141,595	5,619	4.0%	138,301	6,116	4.4%	16.6%
Business School	37,430	2,135	5.7%	36,594	2,342	6.4%	22.7%
Dentistry	4,579	284	6.2%	4,525	304	6.7%	27.5%
Education	18,902	872	4.6%	19,116	841	4.4%	20.2%
Engineering	32,393	1,196	3.7%	31,945	1,265	4.0%	17.3%
Evans School of Public Affairs	2,329	129	5.5%	2,119	146	6.9%	25.1%
Forest Resources	4,603	148	3.2%	4,603	156	3.4%	17.9%
Interdisc. Grad. Programs	1,622	74	4.6%	1,463	80	5.5%	18.0%
Interdisc. Undergrad. Programs	225	4	1.8%	170	19	11.2%	24.7%
Interschool Programs	453	14	3.1%	353	16	4.5%	17.8%
Information School	4,370	343	7.8%	4,202	350	8.3%	22.4%
Law	7,780	331	4.3%	7,593	306	4.0%	24.8%
School of Nursing	8,598	427	5.0%	8,469	481	5.7%	24.5%
Ocean & Fisheries	3,911	150	3.8%	3,866	140	3.6%	18.5%
Pharmacy	3,426	189	5.5%	3,364	198	5.9%	30.3%
Public Health	4,318	188	4.4%	4,104	219	5.3%	20.2%
Social Work	6,404	235	3.7%	6,232	266	4.3%	17.8%
UW Bothell	6,084	179	2.9%	5,245	177	3.4%	15.1%
UW Tacoma	7,003	198	2.8%	5,850	183	3.1%	14.4%
Unspecified	10,866	508	4.7%	11,278	519	4.6%	22.8%
<b>All UW Total</b>	<b>305,971</b>	<b>12,540</b>	<b>4.1%</b>	<b>297,648</b>	<b>13,413</b>	<b>4.5%</b>	<b>18.4%</b>

Source: UW Office of Development

Job Number: 77065  
 September 2007

Alumni Participation

