

VII. STANDING COMMITTEES

B. Finance, Audit and Facilities Committee

UW

Report of Contributions

University of Washington
University of Washington Foundation

February & March, 2007

NOTES AS OF FEBRUARY 28, 2007

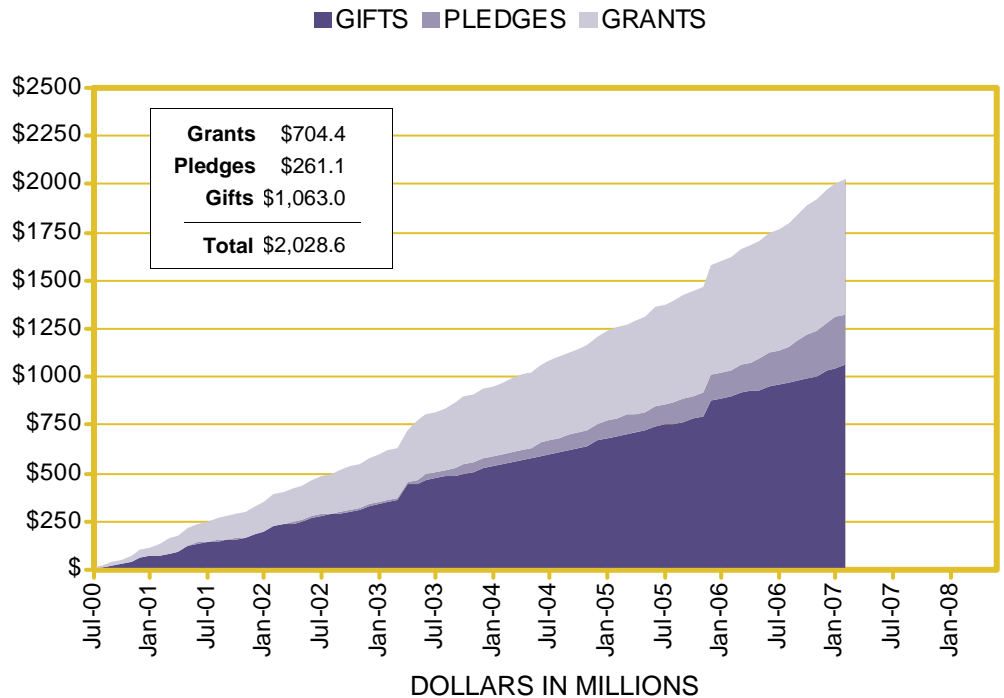
DATA POINTS

\$2,028,607,861 has been raised toward our campaign goal of \$2.5 billion.

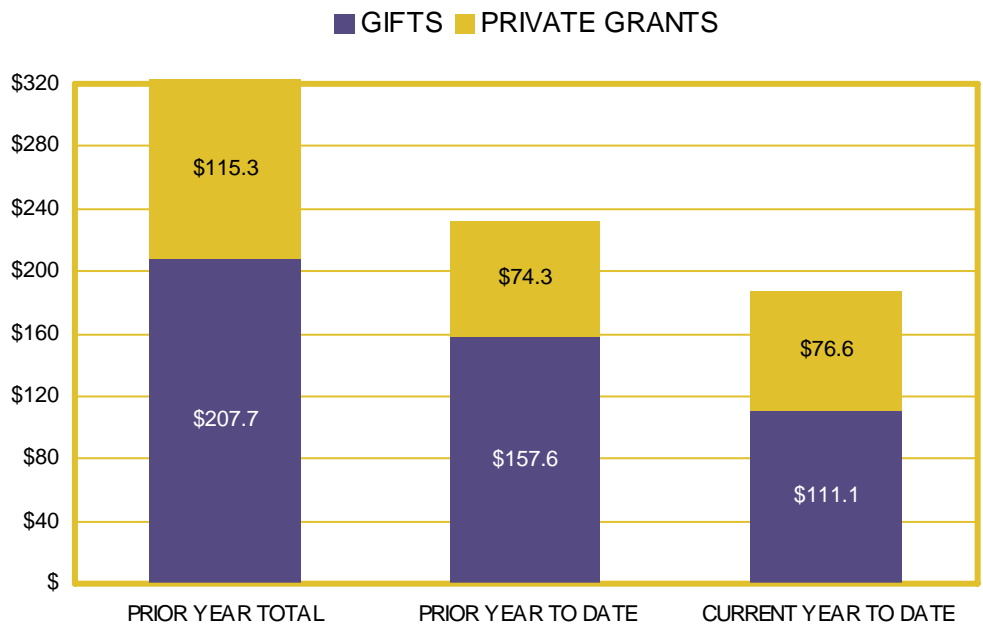
The UW received \$23.8 million in total private voluntary support (\$14.8 million in gifts and \$9.0 in grants) in February.

Areas including Arts and Sciences, Broadcast Services, Business School, Evans Schl. of Pub. Affairs, Graduate School, Information School, Intercollegiate Athletics, Nursing, Pharmacy, Public Health, Scholar. & Student Progs., Social Work, UW Alumni Association and UW Tacoma are ahead of last year's year-to-date totals.

FUNDRAISING PROGRESS SINCE JULY 1, 2000



CURRENT GIFT AND PRIVATE GRANT TOTALS



FEBRUARY 2007 GIFTS AND IMPACT

Selected gifts representing private support for the University of Washington's key fundraising priorities -- student, faculty, program and facility support.

Ron Crockett and Wanda Shaw; Anne and Wayne Gittinger; Robert Keating and Wanita Keating - \$567,856 to Intercollegiate Athletics

- These donors have created new student scholarship endowments under the University's *Students First* scholarship matching program, which provides additional funds for need-based scholarships and fellowships for undergraduate, graduate and professional students on any of the three UW campuses.
- The Ron Crockett and Wanda Shaw Endowed Scholarship for Men's Basketball was created with a \$200,856 gift that will receive \$100,428 in matching funds to help undergraduate student athletes participating in the Men's Basketball program fund the cost of attending the UW.
- The Wayne and Anne Gittinger Athletic Scholarship Endowment will provide \$200,000 (plus \$100,000 in matching funds) to scholarships for students in any athletic program.
- The Bob Keating Track and Field Scholarship Endowment will receive \$100,000 from Robert Keating and \$67,000 from Wanita Keating to provide scholarship support to student athletes participating in the Track & Field program. These gifts will receive \$83,500 in matching funds from the university.
- The University guarantees a 50 percent match for new scholarships meeting the *Students First* criteria that are given or pledged by June 30, 2008.

Aurora Lilac Fund - \$10,000 to Scholarships and Student Programs

- This gift benefits the Making Connections Program at the University of Washington Women's Center. Making Connections helps women from local high schools in grades 9-12 prepare for college and encourages them to discover careers in science, technology, engineering and math.
- In addition to mentoring, personal advising, educational forums, career shadowing and campus visits, extra help is available to high-school students from a tutor who comes to the Women's Center twice a week.
- Making Connections has been repeatedly recognized as one of the top programs in the country in terms of the percentage of participants who go on to attend college. More than 80% of Making Connections graduates attend college, compared to a national average of 60% of high school graduates.
- The Aurora Lilac Fund is a family fund sponsored by Dawn Trudeau and Ron Beman. Dawn, a former general manager at Microsoft, feels strongly about encouraging students who aren't normally exposed to math, science, technology and engineering to pursue those areas of study. She is a member of the Women's Center Advisory Board.
- The Aurora Lilac Fund has invested more than \$30,000 in support of the Women's Center and the Making Connections Program.





REPORT OF CONTRIBUTIONS

February 2007

CAMPAIGN UW: CREATING FUTURES

Report prepared by: Office of Development and Alumni Relations
Advancement Services, Information Management

3/7/2007 10:02 AM

TABLE OF CONTENTS

Campaign Progress to Date*	1
Campaign Progress by Giving Level*	2
Campaign Progress Pyramid*	3
Campaign Progress by Constituency*	4
Campaign Theme Progress*	5
Development Area Summary - Total Private Voluntary Support	6
Development Area Summary - Gifts and Private Grants	7
Development Area Summary - Gifts	8
Complete Fiscal Year Comparison	9
Year to Date Contribution Totals	10
Development Activity by Donor Type	11
Alumni Participation by Constituency	12

*All Campaign totals represented are from July 1, 2000 through the end of the preceding calendar month. Please note that grant revenue totals in Campaign Reports may contain clinical trials. Fundraising totals from all affiliated non-profit organizations are also included in UW Campaign totals.

The UW Campaign Executive Committee developed the counting policy for Campaign reports, based on Council for Advancement and Support of Education (CASE) campaign counting standards.

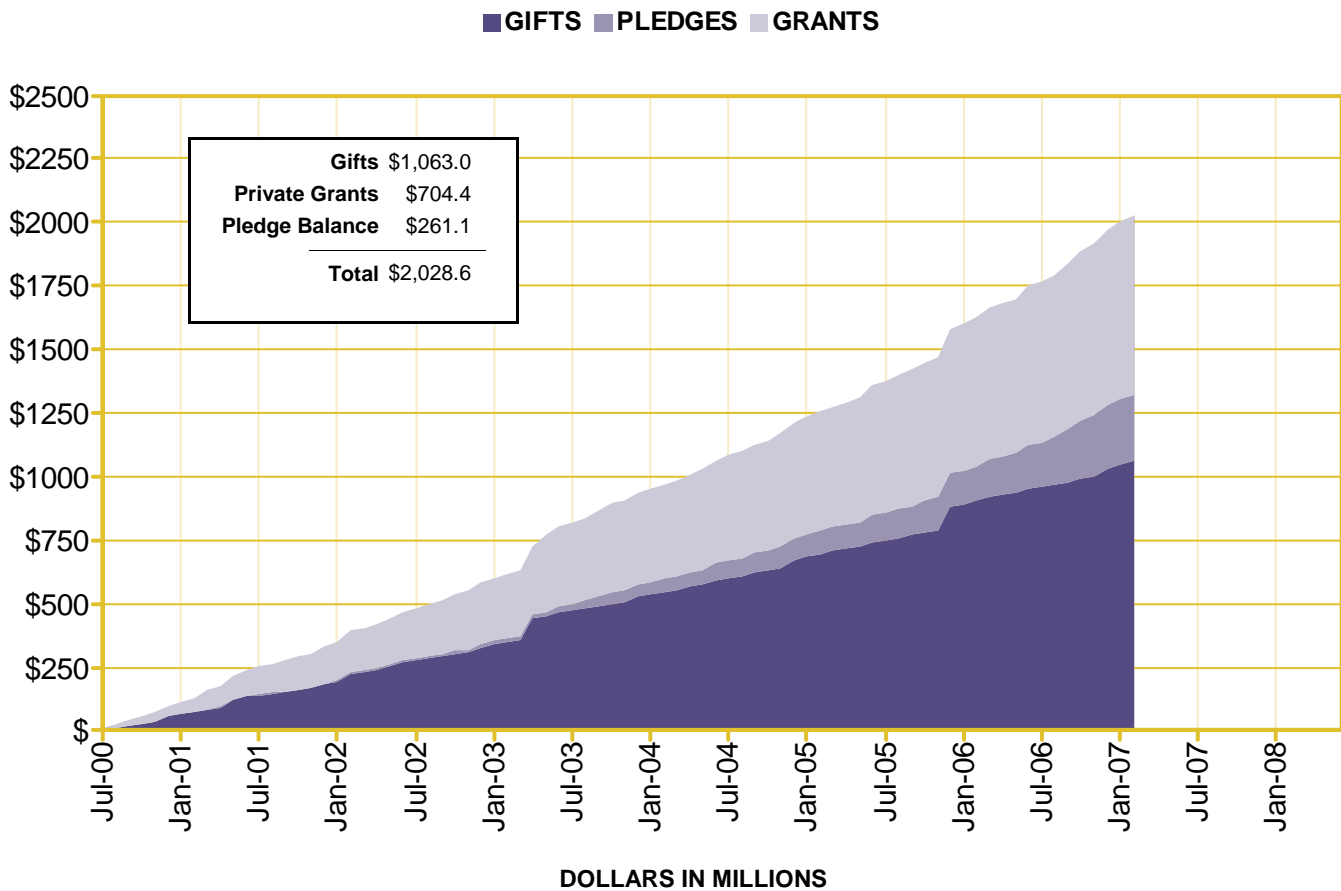
Annual reporting is July 1, 2006 through the end of the preceding calendar month.

Job Number: 74173
February 2007

Table of Contents



CAMPAIGN PROGRESS SINCE JULY 1, 2000



Source: UW Office of Development

Summarizes Total Private Voluntary Support since July 1, 2000. Testamentary Commitments included in Pledge Balance total. All dollar totals in millions.

Job Number: 74173
 February 2007

Fundraising Progress Since July 1, 2000



CAMPAIGN PROGRESS BY GIVING LEVEL

DOLLARS RAISED							
Gifts, Pledges & Grants							
Giving Level *	Alumni	Non Alumni	Family Fndns.	Corporations	Foundations	Other Orgs.	Total
\$100M+	\$0	\$35,220	\$241,630,894	\$0	\$0	\$0	\$241,666,114
\$50M - \$99,999,999	\$0	\$0	\$0	\$0	\$0	\$0	\$0
\$10M - \$49,999,999	\$44,744,384	\$77,052,877	\$48,352,879	\$69,043,181	\$87,486,636	\$35,645,642	\$362,325,598
\$5M - \$9,999,999	\$36,028,005	\$10,303,947	\$0	\$49,968,022	\$38,970,995	\$67,759,135	\$203,030,104
\$1M - \$4,999,999	\$125,931,222	\$67,947,972	\$29,237,392	\$120,322,361	\$113,227,266	\$85,056,976	\$541,723,189
\$100,000 - \$999,999	\$97,555,015	\$73,644,761	\$23,507,758	\$128,247,487	\$64,416,360	\$58,016,703	\$445,388,084
\$25,000 - \$99,999	\$26,771,570	\$20,361,954	\$2,838,162	\$30,959,978	\$7,746,373	\$10,505,228	\$99,183,265
\$10,000 - \$24,999	\$19,868,689	\$14,215,194	\$847,320	\$10,144,394	\$1,666,392	\$2,238,619	\$48,980,609
\$5,000 - \$9,999	\$12,592,728	\$9,368,700	\$286,853	\$4,955,442	\$563,827	\$737,899	\$28,505,448
\$2,000 - \$4,999	\$9,413,403	\$7,656,412	\$73,628	\$3,287,307	\$261,008	\$477,993	\$21,169,751
\$1,000 - \$1,999	\$5,890,589	\$4,701,023	\$22,676	\$1,435,805	\$79,695	\$227,416	\$12,357,204
\$500 - \$999	\$5,286,719	\$3,960,734	\$5,865	\$705,336	\$31,616	\$91,256	\$10,081,526
\$250 - \$499	\$3,475,762	\$2,241,989	\$1,150	\$298,878	\$11,442	\$44,430	\$6,073,651
\$100 - \$249	\$3,006,848	\$2,058,820	\$2,665	\$282,030	\$7,142	\$32,483	\$5,389,988
\$1 - \$99	\$1,430,445	\$1,217,576	\$189	\$73,238	\$1,138	\$10,743	\$2,733,329
Total	\$391,995,378	\$294,767,178	\$346,807,430	\$419,723,461	\$314,469,891	\$260,844,523	\$2,028,607,861
DONOR COUNTS							
Giving Level	Alumni	Non Alumni	Family Fndns.	Corporations	Foundations	Other Orgs.	Total
\$100M+	0	2	1	0	0	0	3
\$50M - \$99,999,999	0	0	0	0	0	0	0
\$10M - \$49,999,999	12	8	5	5	5	3	38
\$5M - \$9,999,999	8	7	0	7	6	9	37
\$1M - \$4,999,999	103	95	14	56	49	45	362
\$100,000 - \$999,999	567	625	73	469	191	190	2,115
\$25,000 - \$99,999	1,076	1,080	68	676	160	209	3,269
\$10,000 - \$24,999	2,398	2,229	59	761	114	152	5,713
\$5,000 - \$9,999	3,229	3,050	49	833	96	120	7,377
\$2,000 - \$4,999	5,020	5,324	26	1,256	90	171	11,887
\$1,000 - \$1,999	6,631	6,687	20	1,302	66	198	14,904
\$500 - \$999	10,698	10,193	12	1,281	52	156	22,392
\$250 - \$499	12,735	10,617	4	1,034	37	142	24,569
\$100 - \$249	23,355	21,280	18	2,186	51	253	47,143
\$1 - \$99	40,327	42,664	4	1,877	25	301	85,198
Total	106,159	103,861	353	11,743	942	1,949	225,007


Source: UW Office of Development & Alumni Relations

This report shows the count of distinct donors and campaign total by giving level and donor type since July 1, 2000.

**"Giving Level" is determined by summing all gift record types (including grants)



CAMPAIGN PROGRESS BY PYRAMID, SINCE JULY 1, 2000



225,007 Donor Count

Campaign Total: \$2,028,607,861

*Campaign Working Goal: \$2,500,000,000

Percent Complete: 81.1%

Source: UW Office of Development

The counts of distinct donors and fundraising totals by giving level are shown.

*Unit campaign goals are still being finalized.

Pyramid Levels are determined by summing all gift record types (including grants)



CAMPAIGN PROGRESS BY CONSTITUENCY

	GIFTS	Irrevocable Deferred Gifts		PLEDGES	Testamentary Commitments		GRANTS	Campaign - Private Voluntary Support		
		Donor Value	Discount Value		Donor Value	Discount Value		TOTAL	Working Goal	% of Goal
UW Medicine	\$288,944,406	\$11,624,834	\$6,500,110	\$45,466,560	\$29,301,186	\$10,576,273	\$361,632,448	\$736,969,434	\$1,000,000,000	73.7%
Architecture	\$7,740,505	\$2,244,117	\$663,889	\$1,403,468	\$2,225,000	\$1,294,992	\$3,883,923	\$17,497,013	\$19,000,000	92.1%
Arts and Sciences	\$107,178,255	\$6,587,907	\$4,293,895	\$9,932,182	\$39,054,000	\$25,851,354	\$71,466,030	\$234,218,375	\$240,000,000	97.6%
Broadcast Services	\$46,076,137	\$0	\$0	\$12,632	\$0	\$0	\$0	\$46,088,769	N/A	N/A
Business School	\$62,128,589	\$1,025,743	\$702,307	\$36,270,734	\$7,905,271	\$5,411,103	\$368,335	\$107,698,672	\$135,000,000	79.8%
Dentistry	\$7,785,763	\$246,992	\$136,080	\$1,437,382	\$775,000	\$431,459	\$3,960,805	\$14,205,942	\$15,000,000	94.7%
Education	\$10,945,033	\$28,552	\$25,515	\$2,725,050	\$2,050,000	\$1,261,668	\$13,710,471	\$29,459,106	\$23,000,000	128.1%
Engineering	\$132,054,459	\$2,659,904	\$1,410,636	\$7,538,944	\$4,933,345	\$1,951,366	\$74,466,486	\$221,653,139	\$250,000,000	88.7%
Evans Schl. of Pub. Affairs	\$11,596,773	\$81,135	\$84,921	\$274,257	\$500,000	\$265,793	\$39,866,498	\$52,318,663	\$40,000,000	130.8%
Forest Resources	\$9,275,114	\$646,572	\$522,374	\$300,825	\$2,515,000	\$1,276,133	\$3,741,054	\$16,478,565	\$17,700,000	93.1%
Friday Harbor Labs	\$6,024,963	\$153,242	\$78,775	\$332,939	\$5,255,000	\$2,978,876	\$862,743	\$12,628,887	\$12,000,000	105.2%
Information School	\$3,113,168	\$25,000	\$8,102	\$100,844	\$100,000	\$64,666	\$1,420,959	\$4,759,972	\$5,000,000	95.2%
Intercollegiate Athletics	\$105,545,087	\$246,570	\$168,346	\$3,920,918	\$210,000	\$133,886	\$0	\$109,922,576	\$110,000,000	99.9%
Law	\$59,900,094	\$70,832	\$38,401	\$947,091	\$224,988	\$81,736	\$1,101,542	\$62,244,547	\$70,000,000	88.9%
Libraries	\$6,064,000	\$442,146	\$356,155	\$129,008	\$1,797,000	\$783,765	\$475,708	\$8,907,862	\$9,000,000	99.0%
Nursing	\$9,948,855	\$3,295,000	\$2,399,578	\$1,582,405	\$3,322,799	\$1,693,681	\$8,448,429	\$26,597,487	\$24,000,000	110.8%
Ocean and Fisheries	\$12,965,011	\$5,812,500	\$2,684,083	\$22,064	\$0	\$0	\$23,853,000	\$42,652,575	\$34,000,000	125.4%
Pharmacy	\$9,449,176	\$0	\$0	\$646,202	\$0	\$0	\$4,988,031	\$15,083,409	\$10,260,000	147.0%
President's Funds	\$5,702,673	\$698,472	\$561,864	\$414,085	\$3,230,000	\$1,543,929	\$0	\$10,045,229	N/A	N/A
Public Health	\$13,992,293	\$50,259	\$32,171	\$914,786	\$0	\$0	\$66,242,334	\$81,199,672	\$90,000,000	90.2%
Scholar. & Student Progs.	\$38,466,832	\$1,365,684	\$633,592	\$2,075,148	\$5,668,333	\$2,896,224	\$1,864,332	\$49,440,329	\$40,000,000	123.6%
Social Work	\$6,148,755	\$290,566	\$158,012	\$6,073,395	\$0	\$0	\$6,106,420	\$18,619,136	\$10,000,000	186.2%
University Press	\$3,567,571	\$108,239	\$84,817	\$15,160	\$0	\$0	\$0	\$3,690,970	\$3,000,000	123.0%
University Support	\$36,078,438	\$1,858,394	\$1,011,102	\$6,093,045	\$12,050,000	\$5,339,222	\$15,150,879	\$71,230,756	N/A	N/A
UW Bothell	\$2,479,151	\$0	\$0	\$56,543	\$0	\$0	\$750,500	\$3,286,193	\$5,700,000	57.7%
UW Tacoma	\$20,117,783	\$195,000	\$175,352	\$8,592,542	\$2,725,000	\$1,535,533	\$80,257	\$31,710,582	\$35,000,000	90.6%
All UW Total	\$1,023,288,887	\$39,757,659	\$22,730,077	\$137,278,209	\$123,841,922	\$65,371,659	\$704,441,184	\$2,028,607,861	\$2,500,000,000	81.1%

Source: UW Office of Development

Fundraising progress toward campaign working goals by constituency area (school/college/program). Campaign total is the sum of gifts, grants, active pledges and donor values of irrevocable deferred gifts and testamentary commitments. "N/A" is not applicable. 1 - "Pledges" are those in active status only. 2 - "Grants" are private grants only. 3 - Unit campaign working goals are still being finalized.

Job Number: 74173

February 2007

Campaign Progress by Constituency - Since July 2000



CAMPAIGN FUNDING THEME PROGRESS - JULY 2000 - PRESENT

THEME	CURRENT USE	ENDOWMENT	TOTAL
Student Support	\$97,885,115	\$171,942,449	\$269,827,564
Faculty Support	\$86,187,152	\$134,045,872	\$220,233,023
Program Support for Faculty and Students	\$920,290,124	\$131,909,494	\$1,052,199,619
Capital	\$282,128,990	\$1,778,269	\$283,907,259
Unrestricted	\$170,488,978	\$31,951,418	\$202,440,396
Total	\$1,556,980,359	\$471,627,502	\$2,028,607,861
Goal	\$2,000,000,000	\$500,000,000	\$2,500,000,000
% to Goal	77.8%	94.3%	81.1%

Source: UW Office of Development

This report shows contribution totals by campaign theme/priority since July 1, 2000.

Job Number: 74173
 February 2007

Campaign Theme Progress



DEVELOPMENT SUMMARY - TOTAL PRIVATE VOLUNTARY SUPPORT

AREA	YEAR TO DATE DONOR VALUES		
	GIFTS	PRIVATE GRANTS	TOTAL
UW Seattle			
UW Medicine	\$21,561,204	\$44,343,272	\$65,904,476
Architecture	\$721,823	\$162,000	\$883,823
Arts and Sciences	\$14,025,809	\$7,699,994	\$21,725,804
Broadcast Services	\$4,680,810		\$4,680,810
Business School	\$8,539,185	\$28,347	\$8,567,532
Dentistry	\$877,131	\$114,506	\$991,637
Education	\$1,136,313	\$930,031	\$2,066,344
Engineering	\$9,193,841	\$3,745,867	\$12,939,708
Evans Schl. of Pub. Affairs	\$2,190,118	\$3,493,935	\$5,684,053
Forest Resources	\$745,545	\$346,769	\$1,092,314
Graduate School	\$1,393,442	\$784,346	\$2,177,788
Information School	\$384,269	\$173,724	\$557,993
Intercollegiate Athletics	\$14,908,061		\$14,908,061
Law	\$1,232,441	\$112,000	\$1,344,441
Libraries	\$603,368		\$603,368
Nursing	\$4,465,543	\$625,409	\$5,090,952
Ocean and Fisheries	\$1,173,087	\$1,460,099	\$2,633,186
Pharmacy	\$1,143,813	\$732,527	\$1,876,340
President's Funds	\$343,870		\$343,870
Public Health	\$535,293	\$7,682,527	\$8,217,820
Scholar. & Student Progs.	\$9,078,976	\$1,000,000	\$10,078,976
Social Work	\$4,159,280	\$826,149	\$4,985,429
UW Alumni Association	\$712,897		\$712,897
University Press	\$1,654,004		\$1,654,004
University Support	\$3,636,400	\$2,354,607	\$5,991,007
UW Bothell	\$304,121		\$304,121
UW Tacoma	\$1,692,303	\$5,567	\$1,697,870
All UW Total	\$111,092,958	\$76,621,679	\$187,714,637

Source: UW Office of Development

Contribution totals for the major Development areas of the University are shown.

Job Number: 74173

February 2007

Development Area Summary - Total Private Voluntary Support



DEVELOPMENT SUMMARY - GIFTS AND PRIVATE GRANTS

AREA	CURRENT MONTH		YEAR TO DATE		PRIOR YEAR TO DATE		PRIOR FISCAL YEAR	
	Donors	Value	Donors	Value	Donors	Value	Donors	Value
UW Seattle								
UW Medicine	2,141	\$6,786,186	12,855	\$65,904,476	13,426	\$73,841,689	18,379	\$108,952,952
Architecture	140	\$21,230	1,041	\$883,823	926	\$5,001,079	1,316	\$5,313,848
Arts and Sciences	1,117	\$1,705,672	12,939	\$21,725,804	12,283	\$17,805,071	16,381	\$26,555,640
Broadcast Services	426	\$1,109,457	2,782	\$4,680,810	2,282	\$4,590,264	3,307	\$8,323,416
Business School	174	\$317,320	3,639	\$8,567,532	3,360	\$7,539,903	4,406	\$10,411,034
Dentistry	75	\$103,721	1,151	\$991,637	1,016	\$1,276,053	1,363	\$1,760,021
Education	237	\$25,475	1,385	\$2,066,344	1,415	\$2,372,928	1,895	\$2,916,481
Engineering	174	\$592,600	3,571	\$12,939,708	3,333	\$27,748,650	4,224	\$38,867,802
Evans Schl. of Pub. Affairs	52	\$1,959,888	318	\$5,684,053	334	\$4,242,414	630	\$5,997,460
Forest Resources	146	\$127,311	796	\$1,092,314	785	\$2,313,941	1,024	\$3,078,045
Graduate School	28	\$218,462	246	\$2,177,788	552	\$1,901,571	683	\$2,470,722
Information School	27	\$3,079	572	\$557,993	487	\$262,623	610	\$811,461
Intercollegiate Athletics	5,128	\$4,329,514	11,121	\$14,908,061	10,374	\$10,598,929	20,414	\$17,642,469
Law	85	\$41,939	1,519	\$1,344,441	1,481	\$35,620,281	1,987	\$36,175,919
Libraries	781	\$46,232	1,911	\$603,368	1,897	\$968,135	4,256	\$1,343,782
Nursing	120	\$159,634	1,535	\$5,090,952	1,484	\$1,975,988	1,814	\$2,856,427
Ocean and Fisheries	77	\$121,252	666	\$2,633,186	571	\$8,054,971	708	\$14,035,193
Pharmacy	139	\$48,330	952	\$1,876,340	955	\$1,456,114	1,219	\$1,896,947
President's Funds	102	\$22,389	1,468	\$343,870	1,264	\$603,178	1,812	\$711,430
Public Health	148	\$1,634,763	616	\$8,217,820	531	\$7,103,305	793	\$8,346,379
Scholar. & Student Progs.	310	\$80,600	2,295	\$10,078,976	2,203	\$5,309,281	3,203	\$8,712,482
Social Work	108	\$4,031,776	738	\$4,985,429	644	\$974,844	821	\$1,187,969
UW Alumni Association	1,342	\$65,270	14,748	\$712,897	12,998	\$625,623	21,560	\$1,117,494
University Press	8	\$12,020	214	\$1,654,004	286	\$262,086	417	\$512,227
University Support	84	\$14,695	1,362	\$5,991,007	1,472	\$7,089,758	2,803	\$8,933,954
UW Bothell	84	\$94,930	281	\$304,121	272	\$782,943	533	\$893,379
UW Tacoma	152	\$123,584	456	\$1,697,870	427	\$1,588,354	770	\$3,180,471
All UW Unique Total	12,854	\$23,797,338	69,231	\$187,714,637	65,298	\$231,909,989	97,876	\$323,005,417

Source: UW Office of Development

The number of donors and contribution totals for the major Development areas of the University are shown. Dollar values are based on donor values.

Job Number: 74173

February 2007

Development Area Summary - Gifts and Private Grants



DEVELOPMENT SUMMARY - GIFTS

AREA	CURRENT MONTH		YEAR TO DATE		PRIOR YEAR TO DATE		PRIOR FISCAL YEAR	
	Donors	Value	Donors	Value	Donors	Value	Donors	Value
UW Seattle								
UW Medicine	2,084	\$2,212,891	12,644	\$21,561,204	13,198	\$40,511,794	18,096	\$49,328,735
Architecture	140	\$21,230	1,036	\$721,823	923	\$2,821,931	1,313	\$3,114,700
Arts and Sciences	1,109	\$1,142,042	12,886	\$14,025,809	12,234	\$12,447,193	16,304	\$18,125,791
Broadcast Services	426	\$1,109,457	2,782	\$4,680,810	2,282	\$4,590,264	3,307	\$8,323,416
Business School	174	\$317,320	3,638	\$8,539,185	3,359	\$7,514,903	4,403	\$10,271,846
Dentistry	74	\$66,604	1,145	\$877,131	1,010	\$1,182,853	1,353	\$1,419,981
Education	237	\$25,475	1,379	\$1,136,313	1,409	\$1,352,947	1,888	\$1,790,300
Engineering	171	\$409,807	3,534	\$9,193,841	3,279	\$15,073,556	4,157	\$20,093,019
Evans Schl. of Pub. Affairs	47	\$41,894	300	\$2,190,118	322	\$592,381	615	\$780,802
Forest Resources	143	\$57,045	783	\$745,545	772	\$1,902,674	1,010	\$2,485,778
Graduate School	28	\$218,462	241	\$1,393,442	550	\$1,791,777	681	\$2,352,479
Information School	27	\$3,079	569	\$384,269	483	\$223,887	605	\$401,173
Intercollegiate Athletics	5,128	\$4,329,514	11,121	\$14,908,061	10,374	\$10,598,929	20,414	\$17,642,469
Law	85	\$41,939	1,517	\$1,232,441	1,480	\$35,599,583	1,985	\$36,124,321
Libraries	781	\$46,232	1,911	\$603,368	1,895	\$902,753	4,254	\$1,278,400
Nursing	120	\$159,634	1,528	\$4,465,543	1,472	\$1,360,225	1,795	\$1,638,532
Ocean and Fisheries	75	\$6,317	645	\$1,173,087	545	\$2,070,619	676	\$7,379,889
Pharmacy	139	\$48,330	947	\$1,143,813	951	\$1,246,967	1,214	\$1,650,696
President's Funds	102	\$22,389	1,468	\$343,870	1,264	\$603,178	1,812	\$711,430
Public Health	142	\$81,846	584	\$535,293	496	\$727,295	744	\$891,850
Scholar. & Student Progs.	310	\$80,600	2,295	\$9,078,976	2,201	\$5,242,825	3,201	\$8,473,021
Social Work	108	\$4,031,776	732	\$4,159,280	638	\$541,439	814	\$582,220
UW Alumni Association	1,342	\$65,270	14,748	\$712,897	12,998	\$625,623	21,560	\$1,117,494
University Press	8	\$12,020	214	\$1,654,004	286	\$262,086	417	\$512,227
University Support	84	\$14,695	1,357	\$3,636,400	1,468	\$6,161,926	2,796	\$7,884,789
UW Bothell	84	\$94,930	281	\$304,121	271	\$82,943	532	\$193,379
UW Tacoma	152	\$123,584	454	\$1,692,303	426	\$1,583,364	769	\$3,175,481
All UW Unique Total	12,776	\$14,784,390	68,887	\$111,092,958	64,914	\$157,615,928	97,391	\$207,744,231

Source: UW Office of Development

The number of donors and contribution totals (gifts only) for the major Development areas of the University are shown. Dollar values are based on donor values.

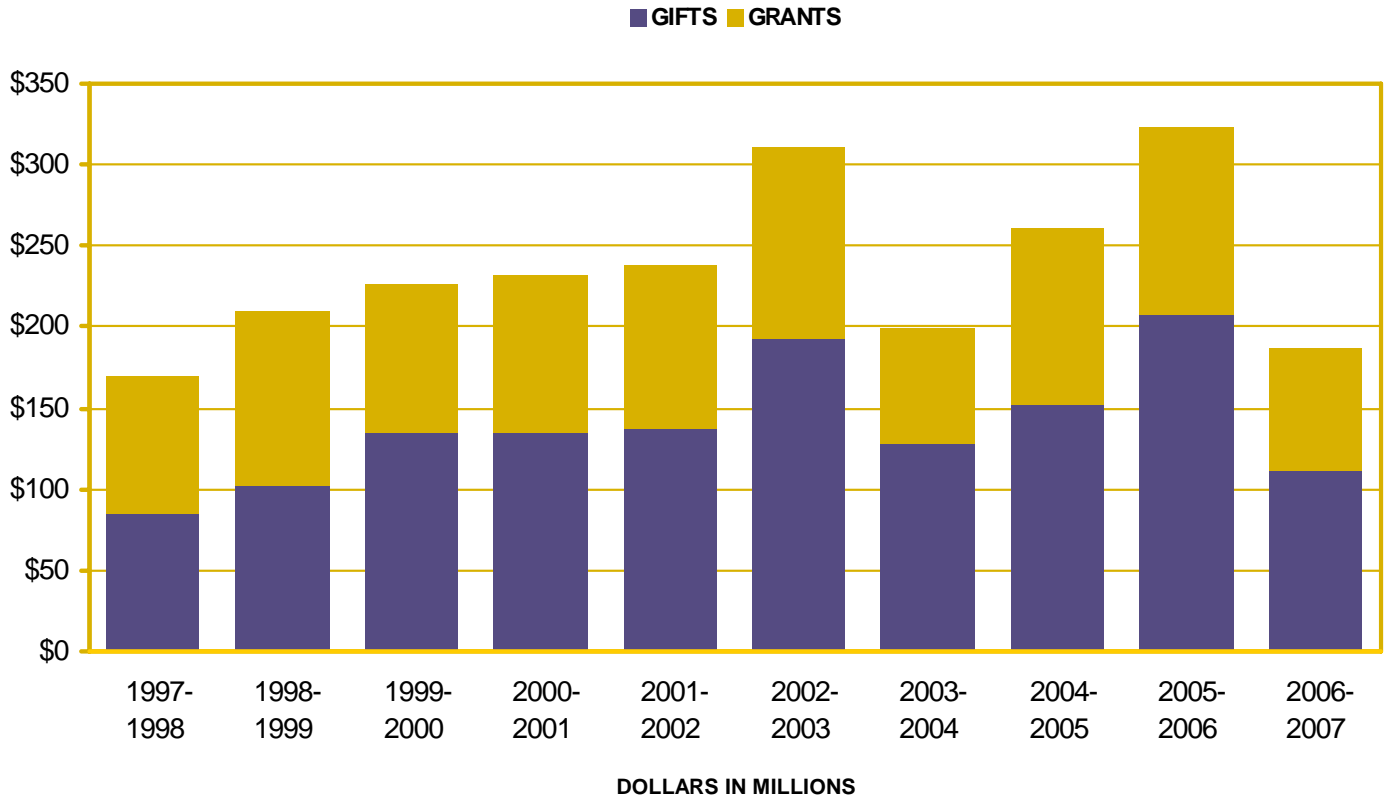
Job Number: 74173

February 2007

Development Area Summary - Gifts



COMPLETE FISCAL YEAR COMPARISON OF TOTAL CONTRIBUTIONS RECEIVED



FISCAL YEAR	GIFTS	GRANTS	TOTAL CONTRIBUTIONS
2006- 2007	\$111,092,958	\$76,621,679	\$187,714,637
2005- 2006	\$207,744,231	\$115,261,186	\$323,005,417
2004- 2005	\$151,969,925	\$108,802,371	\$260,772,296
2003- 2004	\$128,174,367	\$71,603,323	\$199,777,690
2002- 2003	\$192,573,183	\$118,677,722	\$311,250,905
2001- 2002	\$137,959,340	\$100,820,547	\$238,779,887
2000- 2001	\$134,805,190	\$97,112,979	\$231,918,169
1999- 2000	\$134,037,997	\$91,536,165	\$225,574,162
1998- 1999	\$102,925,077	\$107,619,586	\$210,544,663
1997- 1998	\$84,718,016	\$85,276,615	\$169,994,631

Source: UW Office of Development

This graph compares the current fiscal year's contribution totals to each of the previous nine fiscal year's contribution totals.

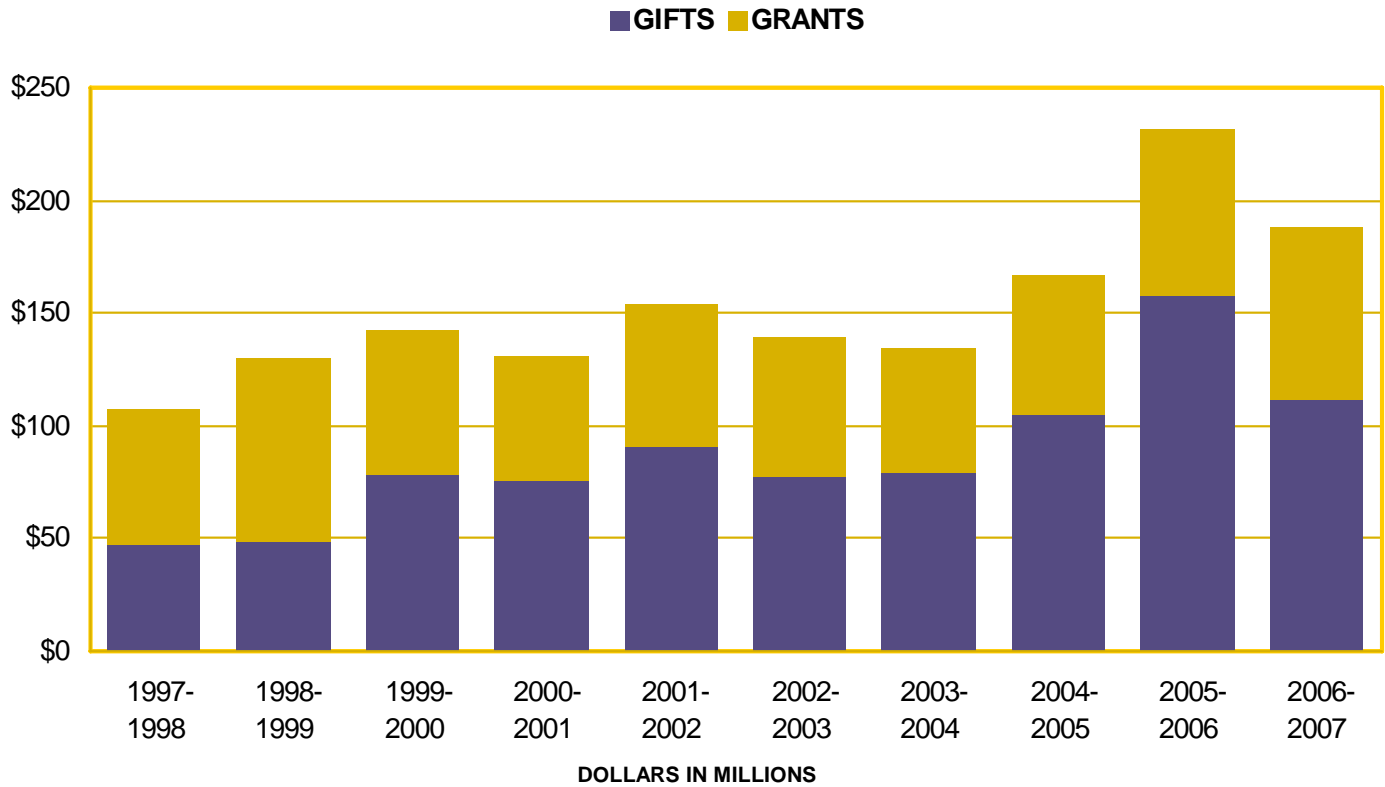
Job Number: 74173

February 2007

Fiscal Year Totals Graph



YEAR TO DATE CONTRIBUTION TOTALS



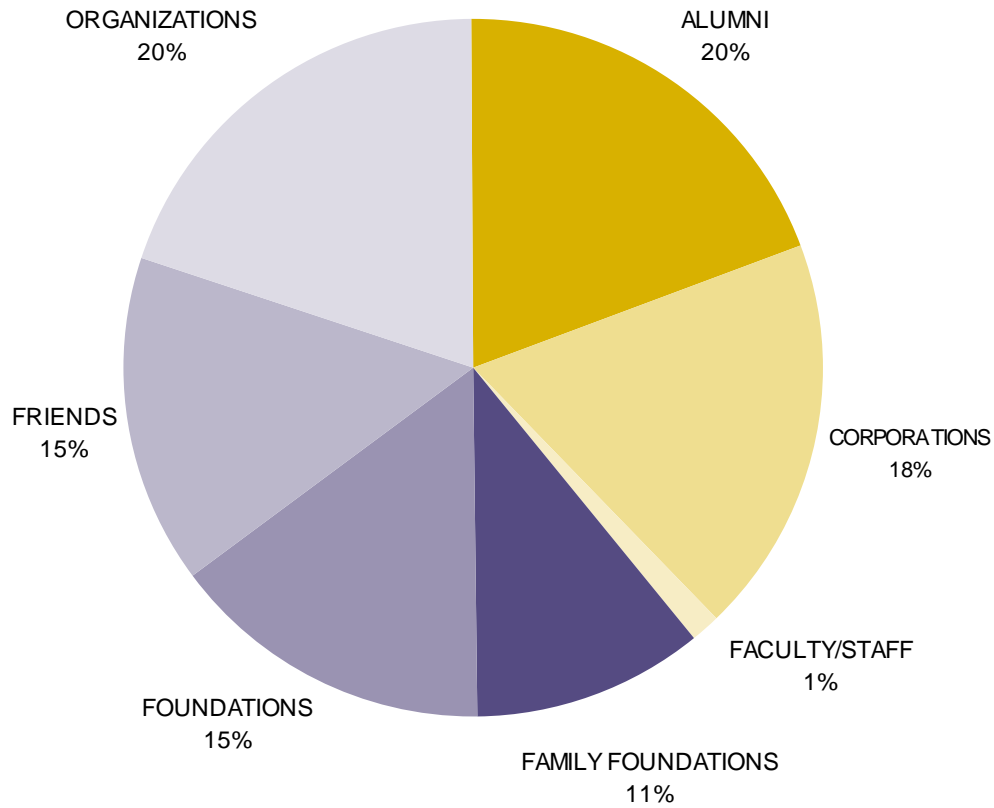
FISCAL YEAR	GIFTS	GRANTS	TOTAL CONTRIBUTIONS
2006- 2007	\$111,092,958	\$76,621,679	\$187,714,637
2005- 2006	\$157,615,928	\$74,294,061	\$231,909,989
2004- 2005	\$104,192,263	\$62,566,371	\$166,758,634
2003- 2004	\$79,239,120	\$55,390,822	\$134,629,942
2002- 2003	\$77,350,454	\$62,155,003	\$139,505,457
2001- 2002	\$91,058,605	\$62,829,546	\$153,888,151
2000- 2001	\$75,901,732	\$54,792,444	\$130,694,176
1999- 2000	\$78,708,694	\$63,378,435	\$142,087,129
1998- 1999	\$48,885,063	\$80,502,168	\$129,387,231
1997- 1998	\$47,295,493	\$60,025,961	\$107,321,454

Source: UW Office of Development

This graph compares the current fiscal year's contribution totals to each of the previous nine fiscal year's contribution totals.



DEVELOPMENT ACTIVITY BY DONOR TYPE IN CURRENT FISCAL YEAR



DONOR TYPE	YEAR TO DATE		PRIOR YEAR TO DATE		PRIOR FISCAL YEAR	
	Donors	Value	Donors	Value	Donors	Value
Alumni	38,235	\$36,653,749	36,323	\$40,326,605	51,440	\$59,214,863
Corporations	2,167	\$34,478,588	2,387	\$41,430,383	3,523	\$62,670,936
Faculty/Staff	2,816	\$2,224,817	2,739	\$2,141,851	3,701	\$2,957,964
Family Foundations	123	\$19,808,854	148	\$66,873,748	173	\$82,336,824
Foundations	298	\$28,552,976	348	\$34,601,480	444	\$48,525,785
Friends	25,177	\$28,489,793	23,061	\$18,480,469	38,220	\$27,738,180
Organizations	415	\$37,505,862	393	\$28,055,454	558	\$39,560,865

Source: UW Office of Development

This graph shows the sources of contributions for the current year to date. Dollar values are based on donor value.

Job Number: 74173
 February 2007

Development Activity by Donor Type in Current Fiscal Year Chart



ALUMNI PARTICIPATION BY CONSTITUENCY

AREA	CURRENT FISCAL YEAR TO DATE			PREVIOUS FISCAL YEAR TO DATE			
	Solicitible	Donors	Partic. Rate	Solicitible	Donors	Partic. Rate	Final %
UW Seattle							
UW Medicine	16,867	2,577	15.3%	16,049	2,456	15.3%	20.4%
Architecture	7,709	1,067	13.8%	7,393	1,042	14.1%	18.7%
Arts and Sciences	138,301	15,846	11.5%	126,129	15,024	11.9%	15.6%
Business School	36,594	5,909	16.1%	34,923	5,463	15.6%	20.2%
Dentistry	4,525	963	21.3%	4,388	966	22.0%	27.4%
Education	19,116	2,674	14.0%	18,434	2,679	14.5%	19.2%
Engineering	31,945	3,900	12.2%	30,120	3,624	12.0%	15.7%
Evans School of Public Affairs	2,119	345	16.3%	1,964	303	15.4%	25.4%
Forest Resources	4,603	561	12.2%	4,446	575	12.9%	16.5%
Interdisc. Grad. Programs	1,463	171	11.7%	1,296	169	13.0%	17.3%
Interdisc. Undergrad. Programs	170	25	14.7%	119	7	5.9%	10.9%
Interschool Programs	353	44	12.5%	286	31	10.8%	14.7%
Information School	4,202	720	17.1%	3,976	692	17.4%	22.4%
Law	7,593	1,390	18.3%	7,320	1,401	19.1%	24.1%
School of Nursing	8,469	1,583	18.7%	8,181	1,506	18.4%	23.0%
Ocean & Fisheries	3,866	531	13.7%	3,642	508	13.9%	18.6%
Pharmacy	3,364	772	22.9%	3,255	728	22.4%	29.1%
Public Health	4,104	597	14.5%	3,766	550	14.6%	20.5%
Social Work	6,232	778	12.5%	5,804	758	13.1%	16.8%
UW Bothell	5,245	432	8.2%	4,324	378	8.7%	13.5%
UW Tacoma	5,850	434	7.4%	4,892	335	6.8%	11.8%
Unspecified	11,278	1,782	15.8%	11,097	1,793	16.2%	20.6%
All UW Total	297,648	38,235	12.8%	276,793	36,323	13.1%	18.6%

Source: UW Office of Development

Job Number: 74173
 February 2007

Alumni Participation



NOTES AS OF MARCH 31, 2007

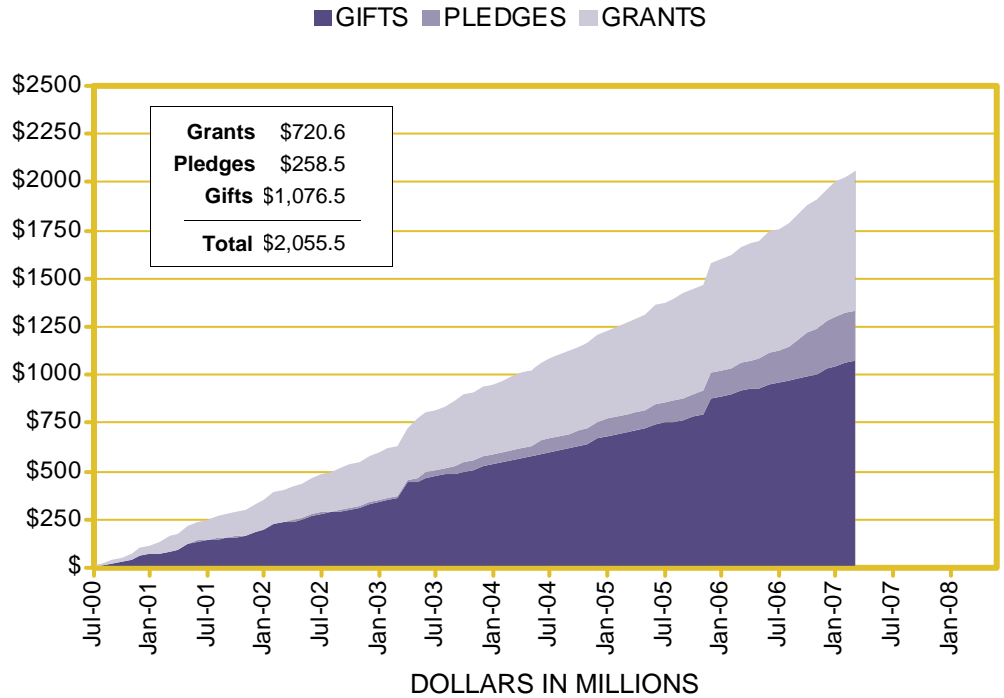
DATA POINTS

\$2,055,546,176 has been raised toward our campaign goal of \$2.5 billion.

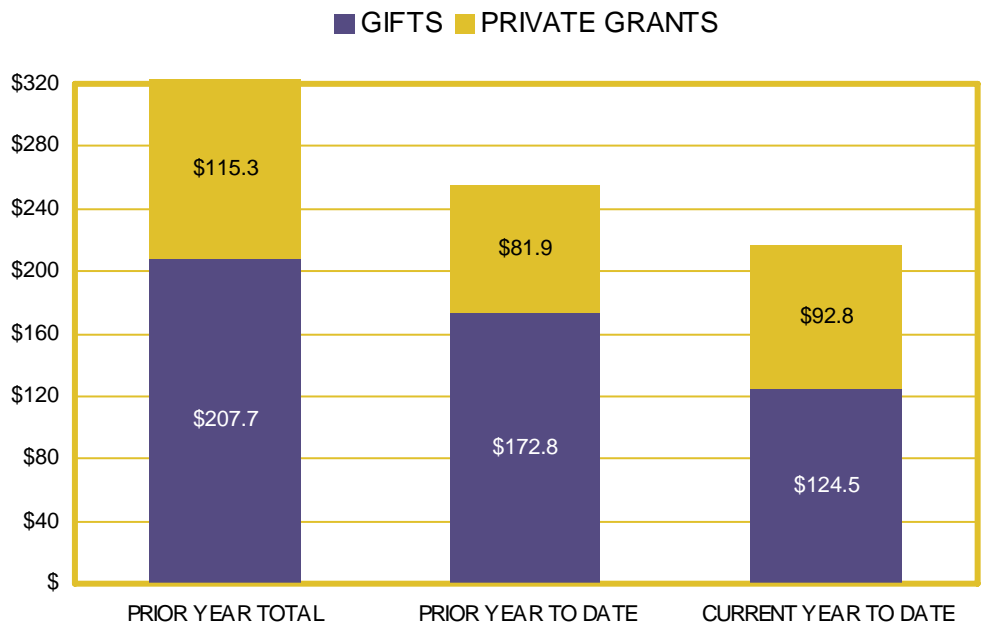
The UW received \$29.3 million in total private voluntary support (\$13.1 million in gifts and \$16.2 in grants) in March.

Areas including Arts and Sciences, Broadcast Services, Business School, Education, Evans Schl. of Pub. Affairs, Graduate School, Information School, Intercollegiate Athletics, Nursing, Pharmacy, Public Health, Scholar. & Student Progs., Social Work, UW Alumni Association and UW Tacoma are ahead of last year's year-to-date totals.

FUNDRAISING PROGRESS SINCE JULY 1, 2000



CURRENT GIFT AND PRIVATE GRANT TOTALS



MARCH 2007 GIFTS AND IMPACT

Selected gifts representing private support for one of the University of Washington's key fundraising priorities -- student, faculty, program and facility support.

James and Kay Arneil - \$50,000 to Harborview Medical Center and the School of Law

- Mr. and Mrs. Arneil's recent gifts provide \$25,000 to the School of Law Class of 1939 Endowment Fund, which provides need-based scholarship support for 3rd year law students, and \$25,000 to the Harborview Fund for Greatest Need, which supports the essential medical services that Harborview Medical Center provides, including funds for patient care enhancement and social service programs.
- Mr. Arneil received his Bachelor of Arts Degree in 1936 and Juris Doctor in 1939 from the UW. During his career he served as Prosecuting Attorney for the city of Chelan and City Attorney for the city of Wenatchee.
- Since Campaign UW: Creating Futures began in July 2000, alumni like Mr. Arneil have given almost \$400 million in support of students, faculty, programs and facilities. The UW Alumni Association counts 50,000 active members. Ongoing alumni involvement is a key measure of a university's success.

Jim Ellis - \$110,000 to the College of Forest Resources, Scholarships and Student Programs and UW Medicine

- This gift of property will be allocated between the Robert Lee Ellis Memorial Scholarship Fund in Student Financial Aid, the James R. Ellis Forestry Fund and the Ellis Diabetes Research Fund.
- Jim Ellis, who received his law degree from the UW in 1949, decided to give back to his alma mater and to the community through service as well as financial support. In the 1950s, he led efforts to clean up pollution-choked Lake Washington, secured parks and other green space in the region and helped to start Metro transit. He spent 12 years with the UW Board of Regents. He and his late wife Mary Lou made many contributions in support of UW research, students and programs; a tradition that he continues.
- For his years of public service, in 1999 the University of Washington and the UW Alumni Association bestowed upon him their highest honor: Alumnus Summa Laude Dignatus award.

Gilbert B. and Patricia Pauley, D.D.S. - \$10,000 to the College of Ocean and Fishery Sciences

- This \$5,000 gift and \$5,000 pledge to establish the Gilbert B. Pauley Endowed Student Support Fund will receive a \$10,000 match from the Faculty/Staff/Retiree Matching Program. The endowment will support students active in the Washington Cooperative Fish and Wildlife Unit, particularly those who present papers at national and international conferences.
- Gil Pauley spent 24 years as director of the Washington Cooperative Fish and Wildlife Unit housed at the UW School of Aquatic and Fishery Sciences and spent much of his time nurturing individual students to pursue rigorous research and academic careers.
- Gil and Pat Pauley, both UW alumni, are active members of the UW community at the School of Aquatic and Fishery Sciences and in the School of Dentistry. Their desire to give back is due in part to their belief that their UW educations are one of the major cornerstones of their lives and success.





REPORT OF CONTRIBUTIONS

March 2007

CAMPAIGN UW: CREATING FUTURES

Report prepared by: Office of Development and Alumni Relations
Advancement Services, Information Management

4/13/2007 01:37 PM

TABLE OF CONTENTS

Campaign Progress to Date*	1
Campaign Progress by Giving Level*	2
Campaign Progress Pyramid*	3
Campaign Progress by Constituency*	4
Campaign Theme Progress*	5
Development Area Summary - Total Private Voluntary Support	6
Development Area Summary - Gifts and Private Grants	7
Development Area Summary - Gifts	8
Complete Fiscal Year Comparison	9
Year to Date Contribution Totals	10
Development Activity by Donor Type	11
Alumni Participation by Constituency	12

*All Campaign totals represented are from July 1, 2000 through the end of the preceding calendar month. Please note that grant revenue totals in Campaign Reports may contain clinical trials. Fundraising totals from all affiliated non-profit organizations are also included in UW Campaign totals.

The UW Campaign Executive Committee developed the counting policy for Campaign reports, based on Council for Advancement and Support of Education (CASE) campaign counting standards.

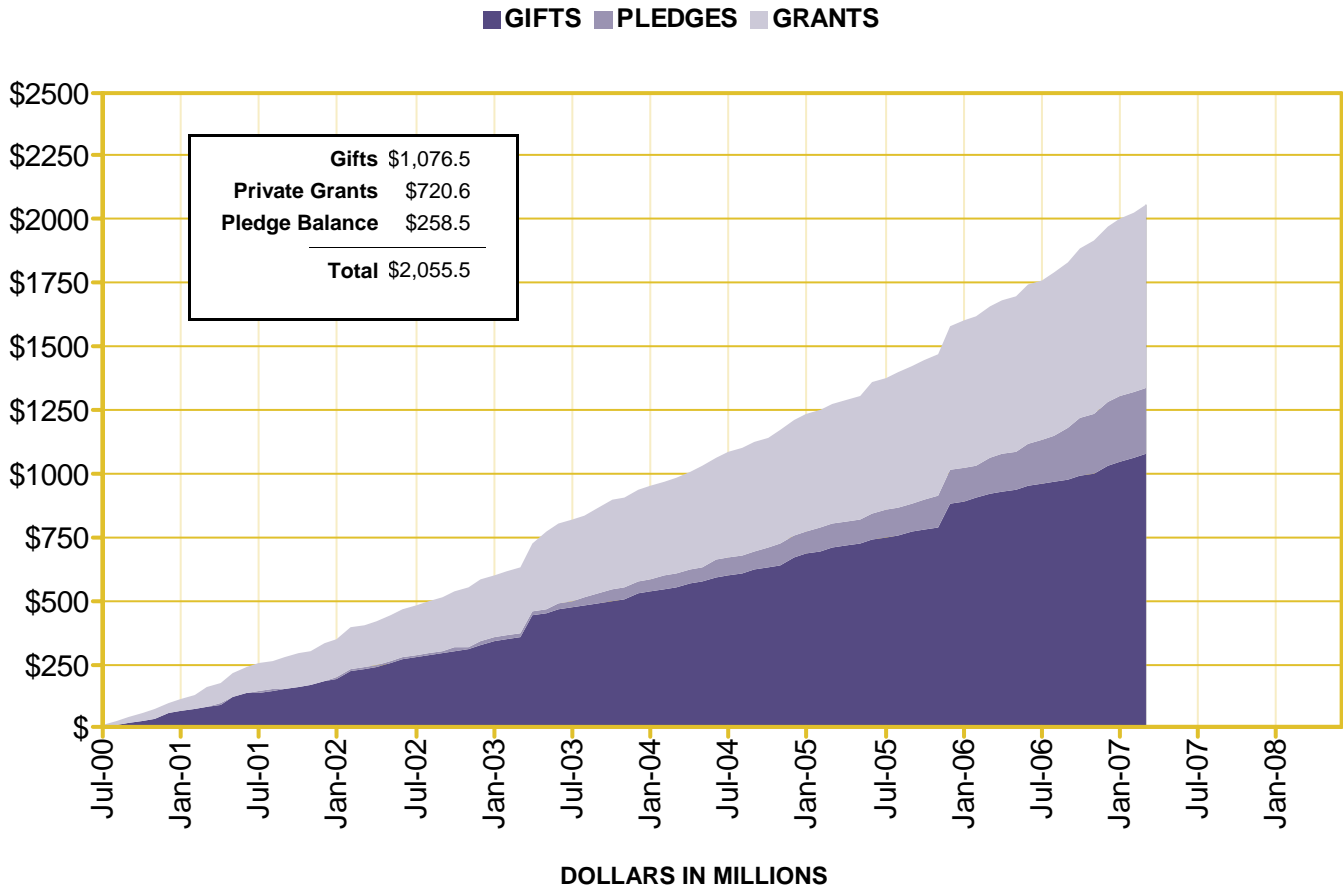
Annual reporting is July 1, 2006 through the end of the preceding calendar month.

Job Number: 74587
March 2007

Table of Contents



CAMPAIGN PROGRESS SINCE JULY 1, 2000



Source: UW Office of Development

Summarizes Total Private Voluntary Support since July 1, 2000. Testamentary Commitments included in Pledge Balance total. All dollar totals in millions.

Job Number: 74587
 March 2007

Fundraising Progress Since July 1, 2000



CAMPAIGN PROGRESS BY GIVING LEVEL

DOLLARS RAISED							
Gifts, Pledges & Grants							
Giving Level *	Alumni	Non Alumni	Family Fndns.	Corporations	Foundations	Other Orgs.	Total
\$100M+	\$0	\$35,220	\$249,004,542	\$0	\$0	\$0	\$249,039,762
\$50M - \$99,999,999	\$0	\$0	\$0	\$0	\$0	\$0	\$0
\$10M - \$49,999,999	\$44,750,384	\$77,065,965	\$48,353,179	\$69,753,230	\$87,960,369	\$38,293,550	\$366,176,677
\$5M - \$9,999,999	\$36,028,605	\$10,306,572	\$0	\$50,105,984	\$38,971,295	\$68,662,612	\$204,075,068
\$1M - \$4,999,999	\$130,177,158	\$69,034,554	\$30,225,530	\$121,714,898	\$114,920,066	\$85,740,431	\$551,812,637
\$100,000 - \$999,999	\$97,851,130	\$72,833,774	\$22,742,919	\$128,957,963	\$66,317,930	\$58,767,292	\$447,471,008
\$25,000 - \$99,999	\$27,121,177	\$20,834,034	\$2,879,562	\$31,316,800	\$7,824,096	\$10,533,151	\$100,508,820
\$10,000 - \$24,999	\$20,053,782	\$14,174,213	\$886,020	\$10,341,678	\$1,725,074	\$2,258,555	\$49,439,323
\$5,000 - \$9,999	\$12,731,464	\$9,486,963	\$275,653	\$4,956,280	\$564,735	\$735,999	\$28,751,094
\$2,000 - \$4,999	\$9,434,362	\$7,731,390	\$70,128	\$3,321,667	\$267,205	\$485,473	\$21,310,225
\$1,000 - \$1,999	\$5,926,800	\$4,751,704	\$24,491	\$1,442,628	\$79,105	\$231,178	\$12,455,908
\$500 - \$999	\$5,346,374	\$4,008,669	\$4,960	\$707,771	\$32,166	\$92,567	\$10,192,508
\$250 - \$499	\$3,499,810	\$2,251,079	\$1,150	\$300,076	\$11,792	\$43,740	\$6,107,647
\$100 - \$249	\$3,012,010	\$2,099,630	\$2,665	\$285,063	\$7,262	\$32,996	\$5,439,627
\$1 - \$99	\$1,429,975	\$1,249,670	\$189	\$74,151	\$1,096	\$10,794	\$2,765,875
Total	\$397,363,029	\$295,863,439	\$354,470,988	\$423,278,190	\$318,682,192	\$265,888,337	\$2,055,546,176
DONOR COUNTS							
Giving Level	Alumni	Non Alumni	Family Fndns.	Corporations	Foundations	Other Orgs.	Total
\$100M+	0	2	1	0	0	0	3
\$50M - \$99,999,999	0	0	0	0	0	0	0
\$10M - \$49,999,999	12	8	5	5	5	3	38
\$5M - \$9,999,999	8	7	0	7	6	9	37
\$1M - \$4,999,999	107	99	15	57	49	45	372
\$100,000 - \$999,999	575	631	72	473	198	191	2,140
\$25,000 - \$99,999	1,093	1,102	69	684	159	209	3,316
\$10,000 - \$24,999	2,420	2,248	62	775	118	153	5,776
\$5,000 - \$9,999	3,273	3,080	46	834	96	120	7,449
\$2,000 - \$4,999	5,046	5,387	25	1,268	93	174	11,993
\$1,000 - \$1,999	6,679	6,768	21	1,307	66	201	15,042
\$500 - \$999	10,796	10,353	11	1,287	52	158	22,657
\$250 - \$499	12,809	10,710	4	1,041	38	140	24,742
\$100 - \$249	23,369	21,759	18	2,210	52	256	47,664
\$1 - \$99	40,274	44,149	4	1,905	25	304	86,661
Total	106,461	106,303	353	11,853	957	1,963	227,890


Source: UW Office of Development & Alumni Relations

This report shows the count of distinct donors and campaign total by giving level and donor type since July 1, 2000.

**"Giving Level" is determined by summing all gift record types (including grants)



CAMPAIGN PROGRESS BY PYRAMID, SINCE JULY 1, 2000



227,890 **Donor Count**

Campaign Total: \$2,055,546,176

***Campaign Working Goal: \$2,500,000,000**

Percent Complete: 82.2%

Source: UW Office of Development

The counts of distinct donors and fundraising totals by giving level are shown.

*Unit campaign goals are still being finalized.

Pyramid Levels are determined by summing all gift record types (including grants)

Job Number: 74587

Campaign Progress Pyramid - Since July 1, 2000

March 2007



CAMPAIGN PROGRESS BY CONSTITUENCY

	GIFTS	Irrevocable Deferred Gifts		PLEDGES	Testamentary Commitments		GRANTS	Campaign - Private Voluntary Support		
		Donor Value	Discount Value		Donor Value	Discount Value		TOTAL	Working Goal	% of Goal
UW Medicine	\$291,358,554	\$11,624,834	\$6,500,110	\$44,434,844	\$29,301,186	\$10,576,273	\$369,978,739	\$746,698,156	\$1,000,000,000	74.7%
Architecture	\$7,906,034	\$2,244,117	\$663,889	\$1,281,720	\$2,225,000	\$1,294,992	\$3,883,923	\$17,540,795	\$19,000,000	92.3%
Arts and Sciences	\$108,947,652	\$6,587,607	\$4,293,595	\$9,826,097	\$39,054,000	\$25,851,354	\$72,382,629	\$236,797,985	\$240,000,000	98.7%
Broadcast Services	\$47,036,306	\$0	\$0	\$14,878	\$0	\$0	\$0	\$47,051,184	N/A	N/A
Business School	\$62,968,493	\$1,025,743	\$702,307	\$36,182,094	\$7,905,271	\$5,411,103	\$368,335	\$108,449,936	\$135,000,000	80.3%
Dentistry	\$7,921,298	\$246,992	\$136,080	\$1,470,011	\$775,000	\$431,459	\$4,003,213	\$14,416,514	\$15,000,000	96.1%
Education	\$10,988,190	\$28,552	\$25,515	\$2,714,931	\$2,050,000	\$1,261,668	\$14,960,471	\$30,742,144	\$23,000,000	133.7%
Engineering	\$133,564,171	\$2,659,904	\$1,410,636	\$7,090,037	\$5,183,345	\$2,055,246	\$79,345,765	\$227,843,221	\$250,000,000	91.1%
Evans Schl. of Pub. Affairs	\$11,709,016	\$81,135	\$84,921	\$163,709	\$500,000	\$265,793	\$39,916,498	\$52,370,358	\$40,000,000	130.9%
Forest Resources	\$9,706,481	\$646,572	\$522,374	\$81,515	\$2,515,000	\$1,276,133	\$3,803,961	\$16,753,528	\$17,700,000	94.7%
Friday Harbor Labs	\$6,178,151	\$153,242	\$78,775	\$186,977	\$5,255,000	\$2,978,876	\$862,743	\$12,636,113	\$12,000,000	105.3%
Information School	\$3,119,149	\$25,000	\$8,102	\$98,129	\$100,000	\$64,666	\$1,420,959	\$4,763,237	\$5,000,000	95.3%
Intercollegiate Athletics	\$106,711,631	\$246,570	\$168,346	\$3,297,570	\$210,000	\$133,886	\$0	\$110,465,772	\$110,000,000	100.4%
Law	\$60,039,861	\$70,832	\$38,401	\$917,851	\$224,988	\$81,736	\$1,101,542	\$62,355,074	\$70,000,000	89.1%
Libraries	\$6,457,189	\$442,146	\$356,155	\$109,866	\$1,827,000	\$799,675	\$475,708	\$9,311,908	\$9,000,000	103.5%
Nursing	\$10,505,186	\$3,295,000	\$2,399,578	\$1,101,018	\$3,322,799	\$1,693,681	\$8,548,437	\$26,772,440	\$24,000,000	111.6%
Ocean and Fisheries	\$13,852,475	\$5,812,500	\$2,684,083	\$46,985	\$0	\$0	\$23,870,500	\$43,582,461	\$34,000,000	128.2%
Pharmacy	\$9,591,431	\$0	\$0	\$638,977	\$0	\$0	\$4,988,031	\$15,218,439	\$10,260,000	148.3%
President's Funds	\$5,833,257	\$698,472	\$561,864	\$408,530	\$3,230,000	\$1,543,929	\$0	\$10,170,259	N/A	N/A
Public Health	\$14,011,779	\$50,259	\$32,171	\$902,322	\$0	\$0	\$66,449,003	\$81,413,363	\$90,000,000	90.5%
Scholar. & Student Progs.	\$39,300,073	\$1,365,684	\$633,592	\$1,964,812	\$6,668,333	\$3,480,903	\$1,864,332	\$51,163,234	\$40,000,000	127.9%
Social Work	\$6,158,777	\$290,566	\$158,012	\$6,071,359	\$0	\$0	\$6,282,464	\$18,803,166	\$10,000,000	188.0%
University Press	\$3,568,206	\$108,239	\$84,817	\$15,260	\$0	\$0	\$0	\$3,691,705	\$3,000,000	123.1%
University Support	\$36,378,697	\$1,858,394	\$1,011,102	\$5,843,007	\$12,050,000	\$5,339,222	\$15,275,894	\$71,405,993	N/A	N/A
UW Bothell	\$2,521,097	\$0	\$0	\$54,268	\$0	\$0	\$750,500	\$3,325,864	\$5,700,000	58.3%
UW Tacoma	\$20,361,330	\$195,000	\$175,352	\$8,441,740	\$2,725,000	\$1,535,533	\$80,257	\$31,803,327	\$35,000,000	90.9%
All UW Total	\$1,036,694,483	\$39,757,359	\$22,729,777	\$133,358,508	\$125,121,922	\$66,076,128	\$720,613,903	\$2,055,546,176	\$2,500,000,000	82.2%

Source: UW Office of Development

Fundraising progress toward campaign working goals by constituency area (school/college/program). Campaign total is the sum of gifts, grants, active pledges and donor values of irrevocable deferred gifts and testamentary commitments. "N/A" is not applicable. 1 - "Pledges" are those in active status only. 2 - "Grants" are private grants only. 3 - Unit campaign working goals are still being finalized.

Job Number: 74587

March 2007

Campaign Progress by Constituency - Since July 2000



CAMPAIGN FUNDING THEME PROGRESS - JULY 2000 - PRESENT

THEME	CURRENT USE	ENDOWMENT	TOTAL
Student Support	\$98,381,707	\$174,576,964	\$272,958,671
Faculty Support	\$90,628,900	\$134,791,799	\$225,420,700
Program Support for Faculty and Students	\$934,625,305	\$131,296,030	\$1,065,921,335
Capital	\$284,654,290	\$1,778,269	\$286,432,558
Unrestricted	\$172,755,274	\$32,057,638	\$204,812,912
Total	\$1,581,045,476	\$474,500,700	\$2,055,546,176
Goal	\$2,000,000,000	\$500,000,000	\$2,500,000,000
% to Goal	79.1%	94.9%	82.2%

Source: UW Office of Development

This report shows contribution totals by campaign theme/priority since July 1, 2000.

Job Number: 74587

March 2007

Campaign Theme Progress



DEVELOPMENT SUMMARY - TOTAL PRIVATE VOLUNTARY SUPPORT

AREA	YEAR TO DATE DONOR VALUES		
	GIFTS	PRIVATE GRANTS	TOTAL
UW Seattle			
UW Medicine	\$23,975,351	\$52,689,564	\$76,664,915
Architecture	\$887,352	\$162,000	\$1,049,352
Arts and Sciences	\$15,796,906	\$8,616,593	\$24,413,500
Broadcast Services	\$5,649,947		\$5,649,947
Business School	\$9,379,088	\$28,347	\$9,407,435
Dentistry	\$1,012,666	\$156,913	\$1,169,579
Education	\$1,178,969	\$2,180,031	\$3,359,000
Engineering	\$10,703,552	\$8,625,146	\$19,328,698
Evans Schl. of Pub. Affairs	\$2,302,361	\$3,543,935	\$5,846,296
Forest Resources	\$1,176,912	\$409,675	\$1,586,587
Graduate School	\$1,534,809	\$784,346	\$2,319,155
Information School	\$390,250	\$173,724	\$563,974
Intercollegiate Athletics	\$16,076,844		\$16,076,844
Law	\$1,372,208	\$112,000	\$1,484,208
Libraries	\$996,556		\$996,556
Nursing	\$5,021,874	\$725,417	\$5,747,291
Ocean and Fisheries	\$2,060,551	\$1,477,599	\$3,538,150
Pharmacy	\$1,286,068	\$732,527	\$2,018,595
President's Funds	\$474,455		\$474,455
Public Health	\$554,779	\$7,889,196	\$8,443,975
Scholar. & Student Progs.	\$9,912,717	\$1,000,000	\$10,912,717
Social Work	\$4,169,302	\$1,002,193	\$5,171,495
UW Alumni Association	\$785,587		\$785,587
University Press	\$1,654,639		\$1,654,639
University Support	\$3,876,490	\$2,479,622	\$6,356,112
UW Bothell	\$346,067		\$346,067
UW Tacoma	\$1,935,149	\$5,567	\$1,940,716
All UW Total	\$124,511,463	\$92,794,398	\$217,305,861

Source: UW Office of Development

Contribution totals for the major Development areas of the University are shown.

Job Number: 74587

March 2007

Development Area Summary - Total Private Voluntary Support



DEVELOPMENT SUMMARY - GIFTS AND PRIVATE GRANTS

AREA	CURRENT MONTH		YEAR TO DATE		PRIOR YEAR TO DATE		PRIOR FISCAL YEAR	
	Donors	Value	Donors	Value	Donors	Value	Donors	Value
UW Seattle								
UW Medicine	2,977	\$10,767,938	14,124	\$76,664,915	14,301	\$81,024,141	18,379	\$108,952,952
Architecture	201	\$166,069	1,187	\$1,049,352	1,078	\$5,061,022	1,316	\$5,313,848
Arts and Sciences	1,982	\$2,329,497	14,240	\$24,413,500	13,284	\$19,304,472	16,381	\$26,555,640
Broadcast Services	1,025	\$973,571	3,213	\$5,649,947	2,611	\$5,447,233	3,307	\$8,323,416
Business School	235	\$840,403	3,816	\$9,407,435	3,621	\$8,012,748	4,406	\$10,411,034
Dentistry	134	\$114,442	1,227	\$1,169,579	1,092	\$1,376,304	1,363	\$1,760,021
Education	158	\$1,292,756	1,494	\$3,359,000	1,595	\$2,422,423	1,895	\$2,916,481
Engineering	336	\$6,388,490	3,840	\$19,328,698	3,561	\$29,238,824	4,224	\$38,867,802
Evans Schl. of Pub. Affairs	81	\$162,243	374	\$5,846,296	419	\$5,117,269	630	\$5,997,460
Forest Resources	153	\$494,273	920	\$1,586,587	881	\$2,558,530	1,024	\$3,078,045
Graduate School	38	\$141,366	380	\$2,319,155	643	\$2,091,711	683	\$2,470,722
Information School	32	\$5,980	590	\$563,974	525	\$307,190	610	\$811,461
Intercollegiate Athletics	947	\$1,175,400	11,808	\$16,076,844	11,159	\$11,753,160	20,414	\$17,642,469
Law	116	\$139,766	1,609	\$1,484,208	1,567	\$35,668,537	1,987	\$36,175,919
Libraries	1,754	\$390,992	3,609	\$996,556	3,426	\$1,170,359	4,256	\$1,343,782
Nursing	159	\$656,339	1,649	\$5,747,291	1,618	\$2,175,946	1,814	\$2,856,427
Ocean and Fisheries	87	\$904,964	714	\$3,538,150	635	\$13,734,086	708	\$14,035,193
Pharmacy	116	\$142,255	1,035	\$2,018,595	1,083	\$1,634,223	1,219	\$1,896,947
President's Funds	370	\$132,584	1,749	\$474,455	1,516	\$631,655	1,812	\$711,430
Public Health	134	\$226,154	688	\$8,443,975	639	\$7,462,208	793	\$8,346,379
Scholar. & Student Progs.	789	\$833,640	2,885	\$10,912,717	2,686	\$6,513,551	3,203	\$8,712,482
Social Work	95	\$186,066	808	\$5,171,495	720	\$1,117,031	821	\$1,187,969
UW Alumni Association	1,483	\$72,750	16,184	\$785,587	14,826	\$712,373	21,560	\$1,117,494
University Press	7	\$635	218	\$1,654,639	331	\$305,157	417	\$512,227
University Support	232	\$452,155	1,546	\$6,356,112	1,852	\$7,252,546	2,803	\$8,933,954
UW Bothell	95	\$41,946	354	\$346,067	365	\$812,682	533	\$893,379
UW Tacoma	195	\$242,846	591	\$1,940,716	544	\$1,807,018	770	\$3,180,471
All UW Unique Total	13,179	\$29,275,531	76,961	\$217,305,861	72,765	\$254,712,414	97,876	\$323,005,417

Source: UW Office of Development

The number of donors and contribution totals for the major Development areas of the University are shown. Dollar values are based on donor values.

Job Number: 74587

March 2007

Development Area Summary - Gifts and Private Grants



DEVELOPMENT SUMMARY - GIFTS

AREA	CURRENT MONTH		YEAR TO DATE		PRIOR YEAR TO DATE		PRIOR FISCAL YEAR	
	Donors	Value	Donors	Value	Donors	Value	Donors	Value
UW Seattle								
UW Medicine	2,919	\$2,421,647	13,903	\$23,975,351	14,057	\$43,743,981	18,096	\$49,328,735
Architecture	201	\$166,069	1,182	\$887,352	1,075	\$2,881,874	1,313	\$3,114,700
Arts and Sciences	1,970	\$1,412,898	14,180	\$15,796,906	13,224	\$13,181,309	16,304	\$18,125,791
Broadcast Services	1,025	\$973,571	3,213	\$5,649,947	2,611	\$5,447,233	3,307	\$8,323,416
Business School	235	\$840,403	3,815	\$9,379,088	3,620	\$7,987,748	4,403	\$10,271,846
Dentistry	132	\$72,034	1,220	\$1,012,666	1,084	\$1,234,300	1,353	\$1,419,981
Education	157	\$42,756	1,487	\$1,178,969	1,589	\$1,402,442	1,888	\$1,790,300
Engineering	326	\$1,509,211	3,797	\$10,703,552	3,496	\$15,724,781	4,157	\$20,093,019
Evans Schl. of Pub. Affairs	80	\$112,243	356	\$2,302,361	405	\$600,338	615	\$780,802
Forest Resources	150	\$431,366	906	\$1,176,912	867	\$2,035,089	1,010	\$2,485,778
Graduate School	38	\$141,366	375	\$1,534,809	641	\$1,981,917	681	\$2,352,479
Information School	32	\$5,980	587	\$390,250	521	\$268,454	605	\$401,173
Intercollegiate Athletics	947	\$1,175,400	11,808	\$16,076,844	11,159	\$11,753,160	20,414	\$17,642,469
Law	116	\$139,766	1,607	\$1,372,208	1,566	\$35,647,839	1,985	\$36,124,321
Libraries	1,754	\$390,992	3,609	\$996,556	3,424	\$1,104,977	4,254	\$1,278,400
Nursing	158	\$556,331	1,641	\$5,021,874	1,604	\$1,397,461	1,795	\$1,638,532
Ocean and Fisheries	86	\$887,464	693	\$2,060,551	606	\$7,334,607	676	\$7,379,889
Pharmacy	116	\$142,255	1,030	\$1,286,068	1,079	\$1,401,853	1,214	\$1,650,696
President's Funds	370	\$132,584	1,749	\$474,455	1,516	\$631,655	1,812	\$711,430
Public Health	130	\$19,485	655	\$554,779	598	\$744,227	744	\$891,850
Scholar. & Student Progs.	789	\$833,640	2,885	\$9,912,717	2,684	\$6,447,095	3,201	\$8,473,021
Social Work	93	\$10,022	801	\$4,169,302	713	\$561,282	814	\$582,220
UW Alumni Association	1,483	\$72,750	16,184	\$785,587	14,826	\$712,373	21,560	\$1,117,494
University Press	7	\$635	218	\$1,654,639	331	\$305,157	417	\$512,227
University Support	230	\$327,140	1,540	\$3,876,490	1,848	\$6,324,714	2,796	\$7,884,789
UW Bothell	95	\$41,946	354	\$346,067	364	\$112,682	532	\$193,379
UW Tacoma	195	\$242,846	589	\$1,935,149	543	\$1,802,028	769	\$3,175,481
All UW Unique Total	13,090	\$13,102,812	76,593	\$124,511,463	72,339	\$172,770,589	97,391	\$207,744,231

Source: UW Office of Development

The number of donors and contribution totals (gifts only) for the major Development areas of the University are shown. Dollar values are based on donor values.

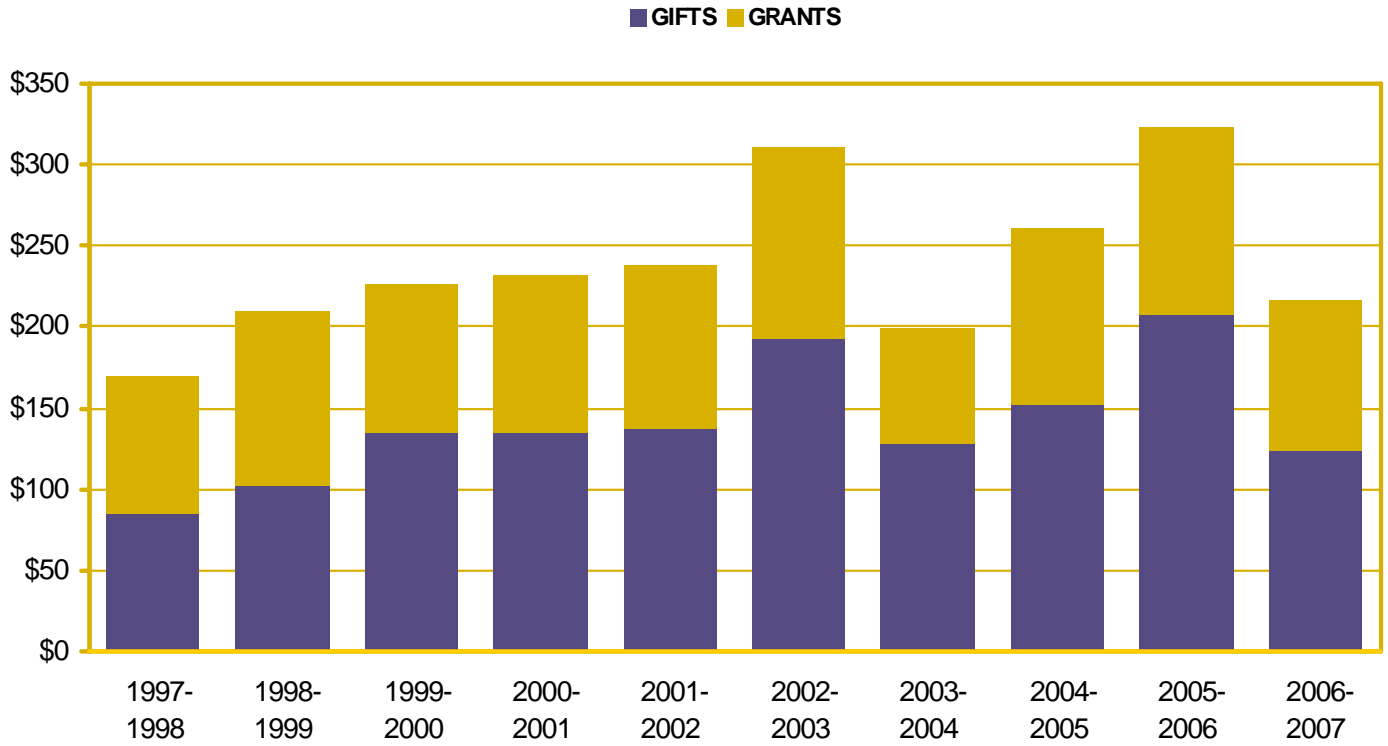
Job Number: 74587

March 2007

Development Area Summary - Gifts



COMPLETE FISCAL YEAR COMPARISON OF TOTAL CONTRIBUTIONS RECEIVED



DOLLARS IN MILLIONS

FISCAL YEAR	GIFTS	GRANTS	TOTAL CONTRIBUTIONS
2006- 2007	\$124,511,463	\$92,794,398	\$217,305,861
2005- 2006	\$207,744,231	\$115,261,186	\$323,005,417
2004- 2005	\$151,969,925	\$108,802,371	\$260,772,296
2003- 2004	\$128,174,367	\$71,603,323	\$199,777,690
2002- 2003	\$192,573,183	\$118,677,722	\$311,250,905
2001- 2002	\$137,959,340	\$100,820,547	\$238,779,887
2000- 2001	\$134,805,190	\$97,112,979	\$231,918,169
1999- 2000	\$134,037,997	\$91,536,165	\$225,574,162
1998- 1999	\$102,925,077	\$107,619,586	\$210,544,663
1997- 1998	\$84,718,016	\$85,276,615	\$169,994,631

Source: UW Office of Development

This graph compares the current fiscal year's contribution totals to each of the previous nine fiscal year's contribution totals.

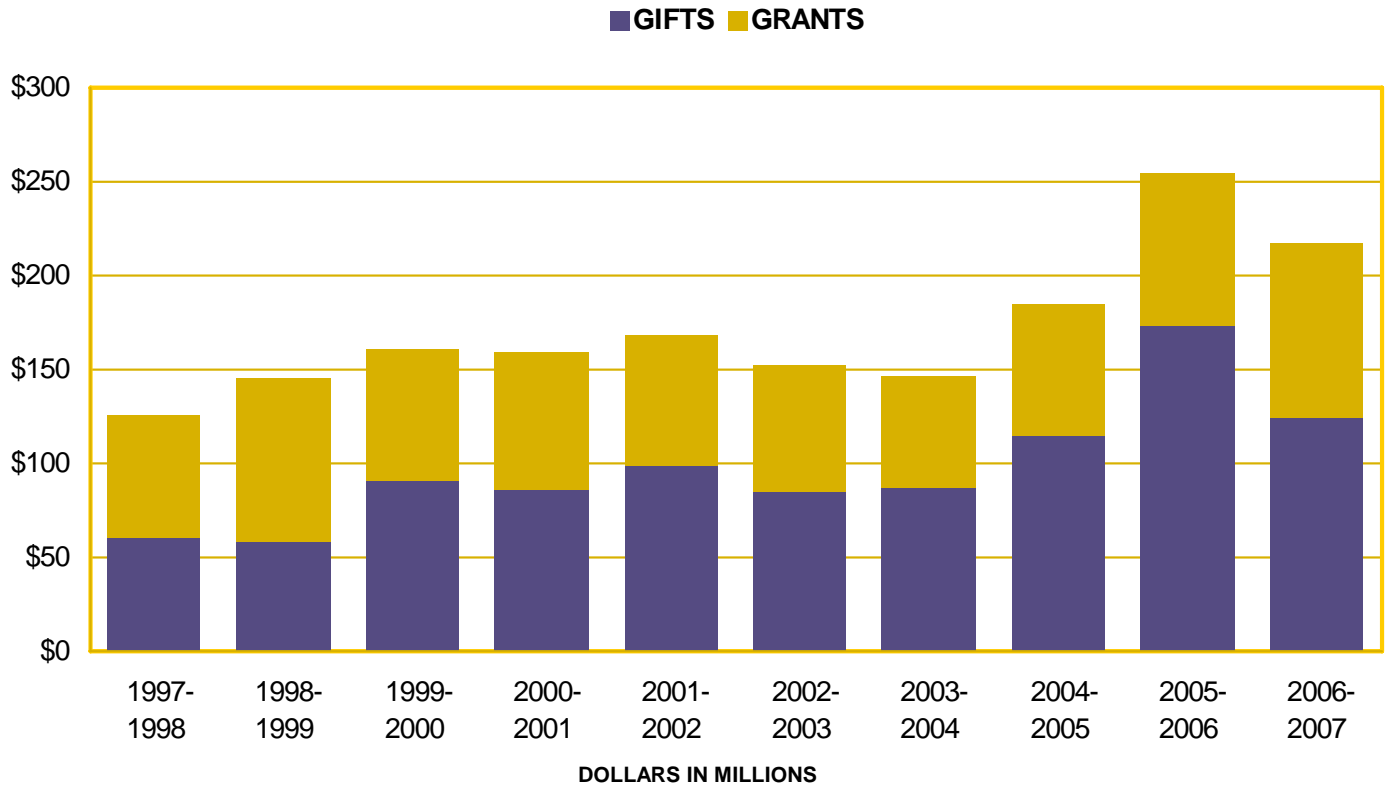
Job Number: 74587

March 2007

Fiscal Year Totals Graph



YEAR TO DATE CONTRIBUTION TOTALS



FISCAL YEAR	GIFTS	GRANTS	TOTAL CONTRIBUTIONS
2006- 2007	\$124,511,463	\$92,794,398	\$217,305,861
2005- 2006	\$172,770,589	\$81,941,825	\$254,712,414
2004- 2005	\$115,356,793	\$69,335,008	\$184,691,801
2003- 2004	\$86,890,630	\$59,858,287	\$146,748,917
2002- 2003	\$84,999,647	\$67,468,488	\$152,468,135
2001- 2002	\$99,211,901	\$69,607,925	\$168,819,827
2000- 2001	\$85,862,575	\$73,924,836	\$159,787,411
1999- 2000	\$90,582,099	\$70,243,285	\$160,825,384
1998- 1999	\$57,848,057	\$87,046,118	\$144,894,175
1997- 1998	\$60,825,564	\$64,895,838	\$125,721,402

Source: UW Office of Development

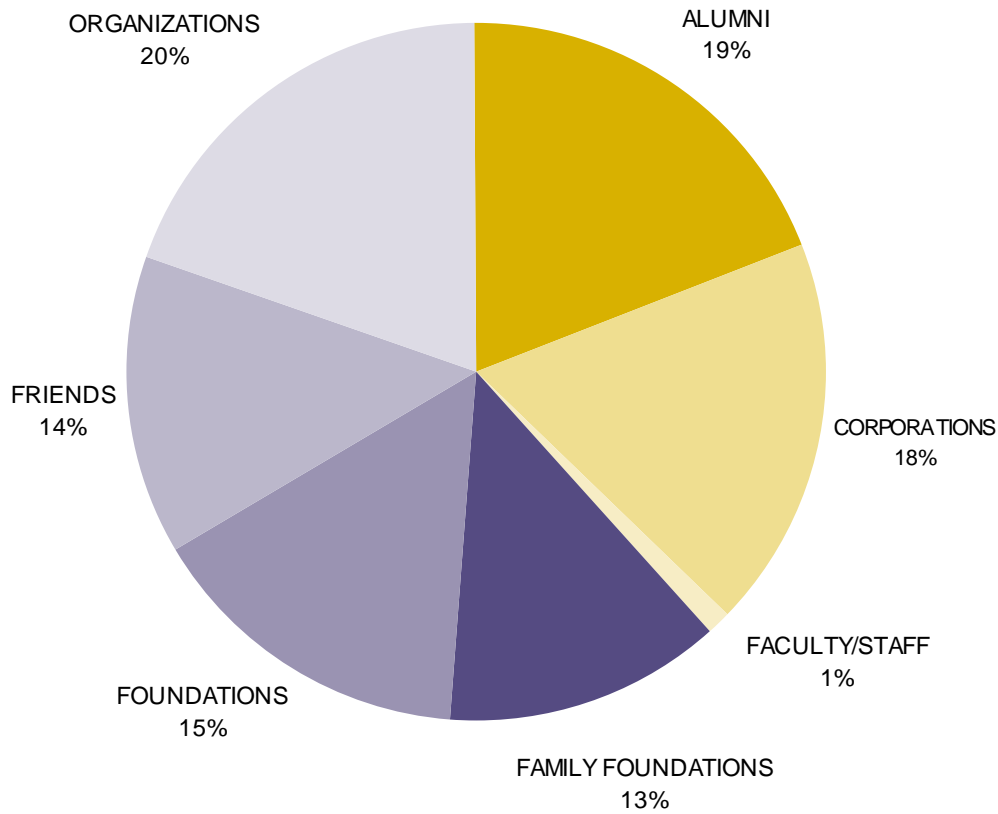
This graph compares the current fiscal year's contribution totals to each of the previous nine fiscal year's contribution totals.

Job Number: 74587
 March 2007

Year to Date Graph



DEVELOPMENT ACTIVITY BY DONOR TYPE IN CURRENT FISCAL YEAR



DONOR TYPE	YEAR TO DATE		PRIOR YEAR TO DATE		PRIOR FISCAL YEAR	
	Donors	Value	Donors	Value	Donors	Value
Alumni	41,313	\$41,769,550	39,800	\$47,498,959	51,440	\$59,214,863
Corporations	2,441	\$38,896,324	2,690	\$46,756,739	3,523	\$62,670,936
Faculty/Staff	2,963	\$2,817,567	2,916	\$2,313,052	3,701	\$2,957,964
Family Foundations	130	\$27,495,412	155	\$67,445,498	173	\$82,336,824
Foundations	335	\$33,569,286	372	\$38,071,619	444	\$48,525,785
Friends	29,327	\$29,803,880	26,512	\$21,220,302	38,220	\$27,738,180
Organizations	452	\$42,953,842	444	\$31,406,244	558	\$39,560,865

Source: UW Office of Development

This graph shows the sources of contributions for the current year to date. Dollar values are based on donor value.

Job Number: 74587
 March 2007

Development Activity by Donor Type in Current Fiscal Year Chart



ALUMNI PARTICIPATION BY CONSTITUENCY

AREA	CURRENT FISCAL YEAR TO DATE			PREVIOUS FISCAL YEAR TO DATE			
	Solicitable	Donors	Partic. Rate	Solicitable	Donors	Partic. Rate	Final %
UW Seattle							
UW Medicine	16,867	2,817	16.7%	16,049	2,717	16.9%	20.4%
Architecture	7,709	1,168	15.2%	7,393	1,153	15.6%	18.7%
Arts and Sciences	138,301	17,059	12.3%	126,129	16,394	13.0%	15.6%
Business School	36,594	6,267	17.1%	34,923	5,912	16.9%	20.2%
Dentistry	4,525	1,021	22.6%	4,388	1,029	23.5%	27.4%
Education	19,116	2,939	15.4%	18,434	2,991	16.2%	19.2%
Engineering	31,945	4,177	13.1%	30,120	3,935	13.1%	15.7%
Evans School of Public Affairs	2,119	394	18.6%	1,964	380	19.3%	25.4%
Forest Resources	4,603	628	13.6%	4,446	629	14.1%	16.5%
Interdisc. Grad. Programs	1,463	193	13.2%	1,296	182	14.0%	17.3%
Interdisc. Undergrad. Programs	170	26	15.3%	119	7	5.9%	10.9%
Interschool Programs	353	44	12.5%	286	33	11.5%	14.7%
Information School	4,202	762	18.1%	3,976	750	18.9%	22.4%
Law	7,593	1,470	19.4%	7,320	1,480	20.2%	24.1%
School of Nursing	8,469	1,691	20.0%	8,181	1,640	20.0%	23.0%
Ocean & Fisheries	3,866	584	15.1%	3,642	568	15.6%	18.6%
Pharmacy	3,364	827	24.6%	3,255	827	25.4%	29.1%
Public Health	4,104	669	16.3%	3,766	633	16.8%	20.5%
Social Work	6,232	862	13.8%	5,804	842	14.5%	16.8%
UW Bothell	5,245	504	9.6%	4,324	445	10.3%	13.5%
UW Tacoma	5,850	522	8.9%	4,892	404	8.3%	11.8%
Unspecified	11,278	1,953	17.3%	11,097	1,958	17.6%	20.6%
All UW Total	297,648	41,313	13.9%	276,793	39,800	14.4%	18.6%

Source: UW Office of Development

Job Number: 74587
March 2007

Alumni Participation

