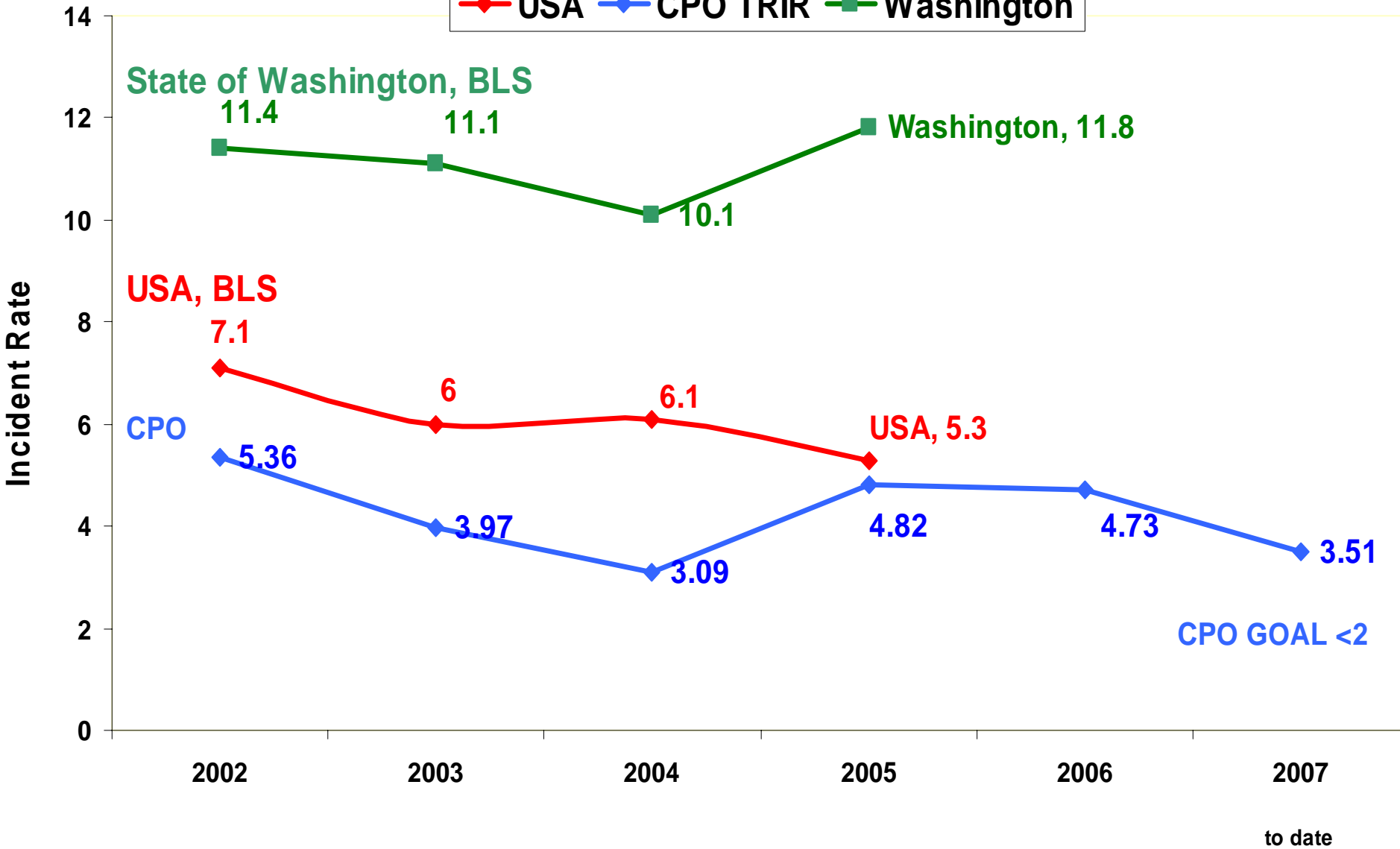




Capital Projects Office Status Report September 2006 - February 2007

TRIR Calendar Year

USA CPO TRIR Washington



Construction Conditions

▶ Labor

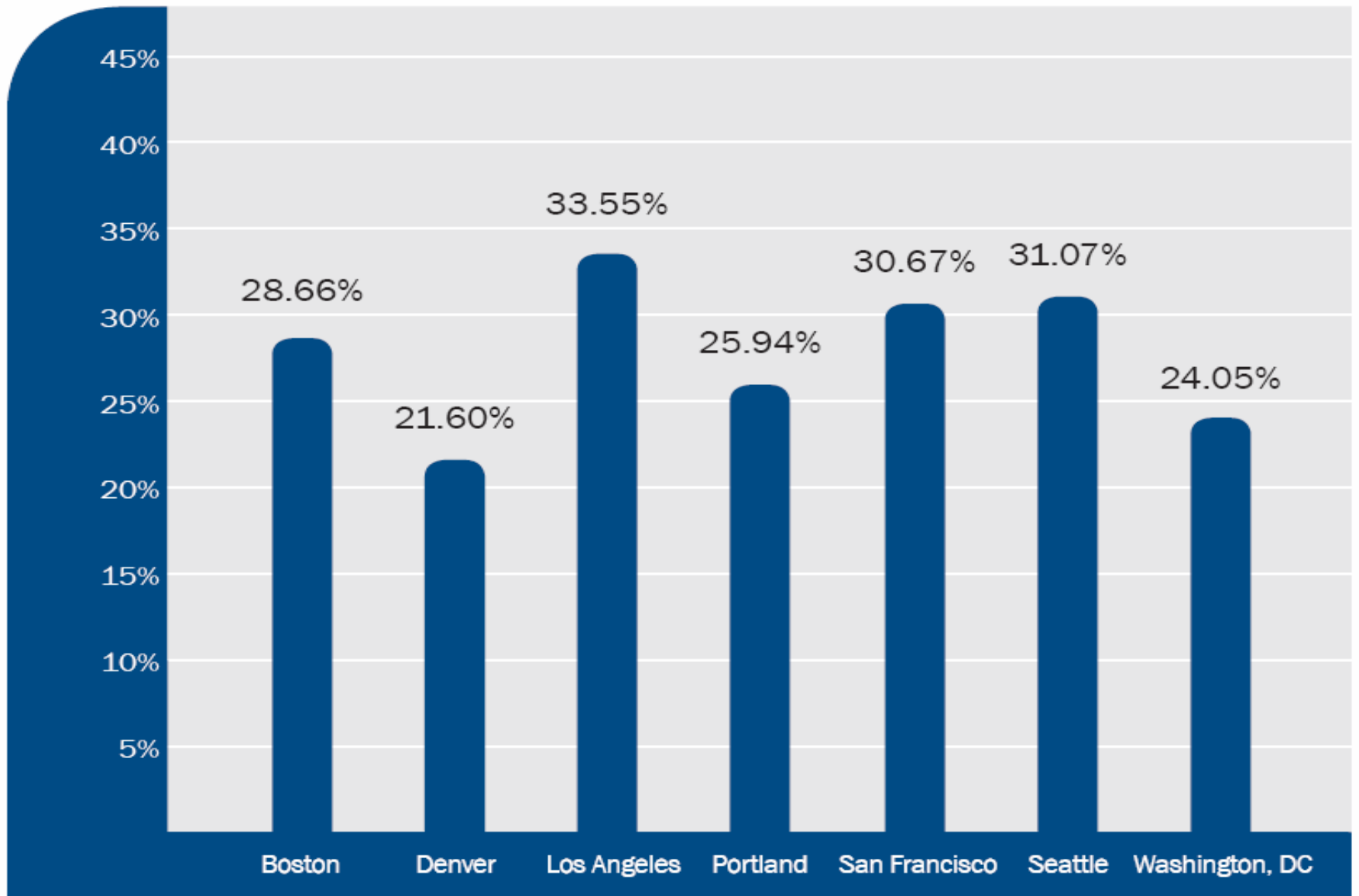
- Labor Negotiations 2007
- Availability

▶ Contractors & Subcontractors

Cost Issues

- ▶ 2004 - 2007 Escalation 31%
- ▶ 2007 Forecast Escalation 8% - 10%
- ▶ Market Conditions

Construction Cost Escalation: January 2004 - January 2007



CPO - Sustainability

Certified Silver ★

Registered

Certified Gold ★

UW Tacoma 2B ★

Playhouse

Savery Hall

Nordheim Court

Clark Hall

UWT Assembly Hall

Merrill Hall ★

Business School

Benjamin D. Hall ★
Building


The Capital Projects Office employs 23 of the 49
LEED accredited professionals at UW

Emerging Projects

Business School Phase 2

- ▶ UW Tower Data Center
- ▶ Lewis Hall
- ▶ Denny Hall
- ▶ UW Tacoma Phase 3 Joy Building
- ▶ UW Bothell Phase 3 Academic Building
- ▶ Molecular Engineering
- ▶ UWMC Expansion

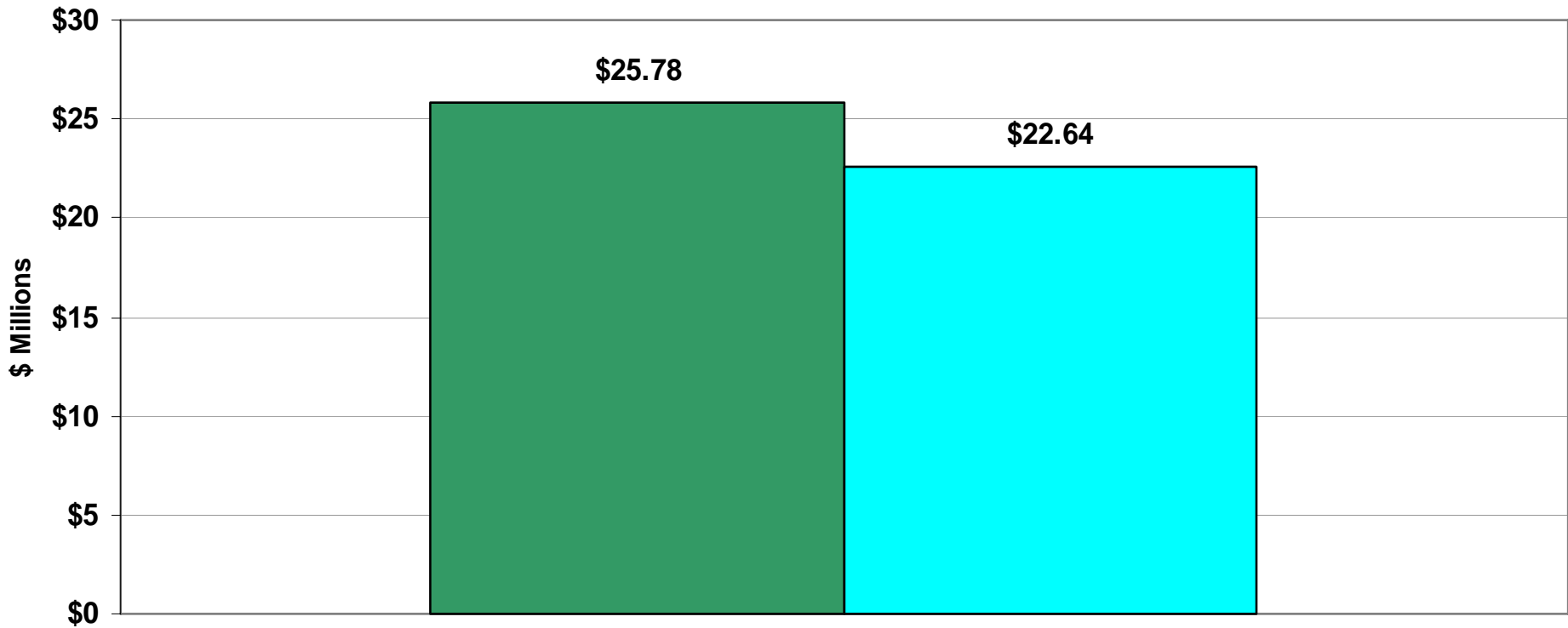
Major Projects Closed

	Budget / Actual \$M	F'cst / In Use
Biochemistry J-Wing	8.5 / 8.1 	5/06 - 5/06

Projects Under \$5 Million Closed

Closed Special Projects 9/06 - 2/07

■ Budget ■ Cost











Number of Project Contracts Issued September 2006 - February 2007

	W/MBE	Others
Designers/Consultants	7	124
Contractors	7	34




Project Statistics

- ▶ 21 Approved Major Projects (+1)
- ▶ Budgets of Active Projects \$1 Billion (-.1)
- ▶ One Major Project Closed Out (- 4)
- ▶ 288 Active Special Projects (-12)
- ▶ Special Projects Budgets \$154 Million (-14)
- ▶ 55 Special Projects Closed Out (-20) (\$25M)

Major Projects in Closeout

	Budget/Fcst \$M	Use Date / F'cst
UWMC Cardiac/Emerg.	7.2 / 7.0 	11/05 - 10/05
Tacoma Phase 2B	44.4 / 44.4	10/03 - 1/04 
Golf Driving Range	8.0 / 1.8	8/04 - cancelled
Regional Heart	9.8 / 9.9	12/05 - 4/06 
Benjamin D. Hall Bldg.	29.9 / 29.8	9/05 - 3/06 
Johnson Hall	55.3 / 52.4 	10/05 -12/05 
Wm. Foege Building	150 / 148 	3/06 - 7/06 
UWT Garage	7.5 /7.5	12/05 - 1/06

Major Projects in Bid / Construction

	Budget/Fcst \$M	Use Date / F'cst
Architecture Hall	24.5 / 24.5	9/07 - 9/07
Ed. Outreach	17.9 / 17.9	2/07 - TBD
Guggenheim Hall	28.3 / 30.3 	9/07 - 9/07
Harborview Bond	221 / 221	4/08 - 7/08 
W. Campus Gar.	12.8 / 16.1 	3/07 - TBD
Graves Annex	5.3 / 5.3	9/07 - 9/07
MAG H-Wing	43.2 / 43.2	1/09 - 1/09

Major Projects in Design

	Budget/Fcst \$M	Use Date / F'cst	
Clark Hall	18.1 / 17.9	3/09 - 3/09	
Playhouse	9.9 / 9.9	9/08 - 9/08	
UWT Hall	12.1 / 11.8	1/09 - 9/08	▄▄▄▄
Savery Hall	61.2 / 61.2	9/09 - 9/09	
Business School	80 / 80	9/10 - 9/10	
HSC Teaching	5.2 / 5.2	12/07 - 12/07	