

VII. STANDING COMMITTEES

B. Finance, Audit and Facilities Committee

Grant and Contract Awards – April, 2007

RECOMMENDED ACTION:

It is the recommendation of the administration and the Finance, Audit and Facilities Committee that the Board of Regents accept the Grant and Contract Awards as presented on the attached list.

Attachment: Grant and Contract Awards Summary
Report of Grant and Contract Awards of
\$1,000,000 or More

Grant and Contract Awards Summary

to

The Board of Regents

of the

University of Washington

for

April 2007

Office of Research

Office of Sponsored Programs

Table of Contents

Award Highlights	3
Graphical Summary of Award Activity	4
Summary of Grant and Contract Awards	5
Comparison of Grants and Contract Awards by Agency	6
Comparison of Grants and Contract Awards by School/College	7
Listing of Awards for College of Arts and Sciences by Department	9
Summary of Grant Awards – Excluding Private Awards	11
Summary of Grant Awards - Private Awards	12
Summary of Contract Awards	13
Report of Grant & Contract Awards over \$1,000,000	14

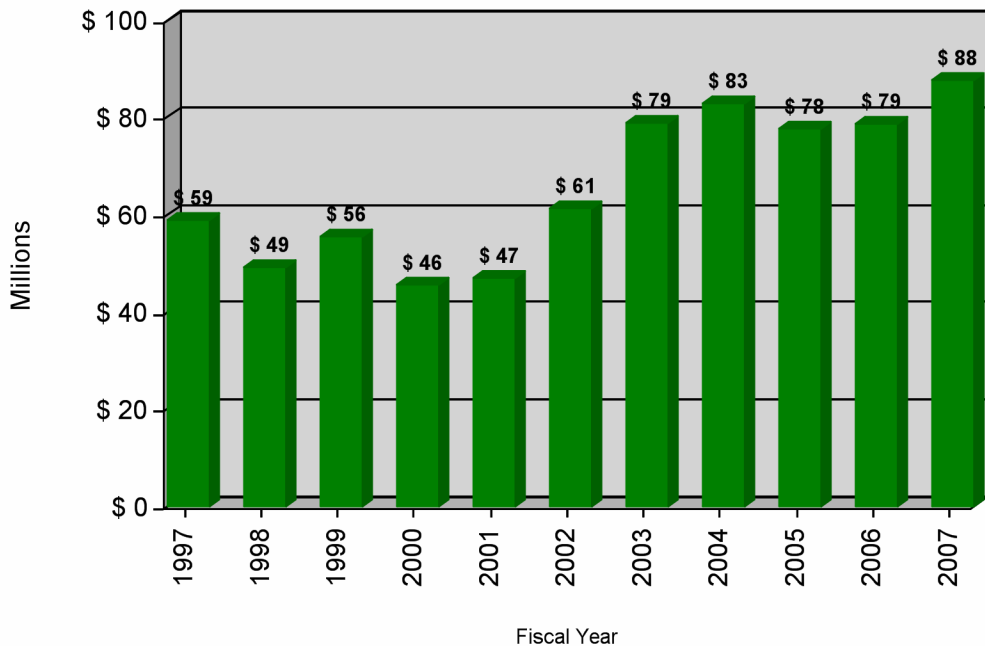
APRIL 2007 HIGHLIGHTS

Joint Oceanographic Institutions, Inc. awarded a grant in the amount of \$2,200,000 for a project under the direction of *Professor John Delaney of the School of Oceanography* entitled “The University of Washington's Application to Become the Implementing Organization for the Regional Cabled Observatory.” This grant enables University of Washington to take its first steps as the U.S. Implementing Organization (IO) of the first Regional Cabled Ocean Observatory (RCO) in the Northeast Pacific. The end result of this project will be a high bandwidth, high-power cabled network on the ocean floor that will form the submarine framework of rapidly evolving engineering and technological innovations that will enable sustained, remote research and novel educational studies on plate tectonic and marine meso-scale processes operative throughout many portions of the ocean basins.

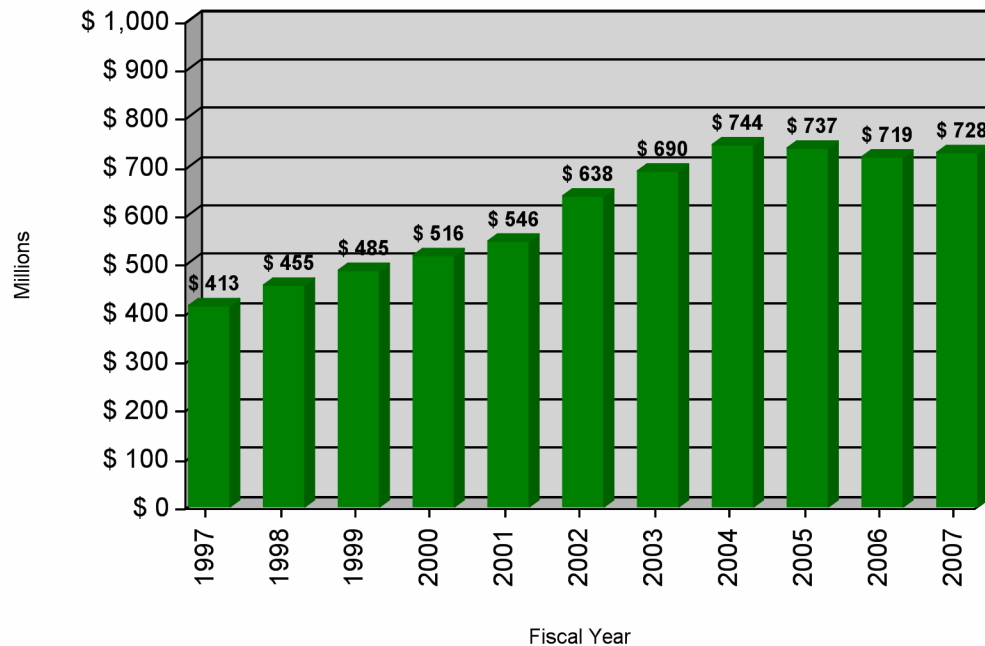
The *National Institutes of Health* awarded a grant in the amount of \$395,853 for a project under the direction of *Associate Professor Todd Herrenkohl of the School of Social Work* entitled “Longitudinal Study of Exposure to Family Violence.” The study adds earlier waves of data collection in which parents and children were assessed over a 15-year period. Analyses of new and existing data will investigate enduring effects of family violence and resilience in adults. Findings will provide implications for practice and policies focused on reducing family violence and other risk factors, promoting resilience in vulnerable children and families, and strengthening environmental resources to lessen the impact of violence exposure.

The *Pennsylvania State University* awarded a grant in the amount of \$127,751 for a project under the direction of *Assistant Professor Benita Beamon of the Department of Industrial Engineering* entitled “Inter-Organizational Decision-Making and Organizational Design for Improved ICT Coordination in Disaster Relief.” The objective of this project is to perform a three-part study of information and communication technology (ICT) coordination among humanitarian relief organizations. In particular, the researchers seek to address which organizational designs and decision processes for ICT-related coordination bodies in the disaster relief industry result in the best performance in both the organization itself and subsequently in the relief supply chain. The broader impacts of this project will include organizational design principles that can be applied to disaster relief, quantified measures of the impact of coordination that may justify further investments in this area, and improved delivery of disaster relief services and increased efficiency of disaster relief resources.

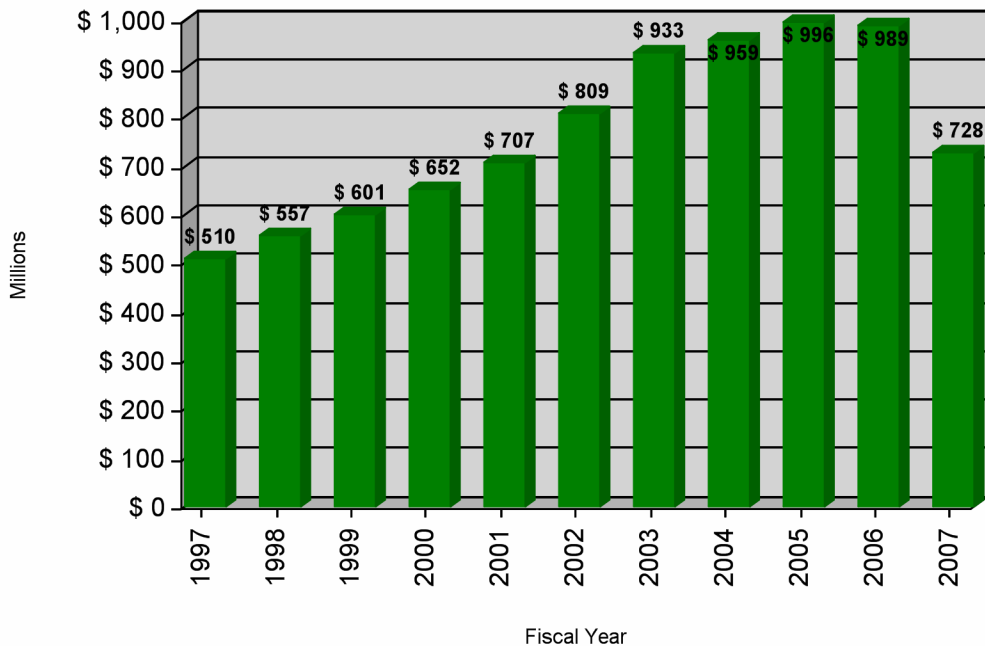
April Only
Comparison of Grant & Contract Awards



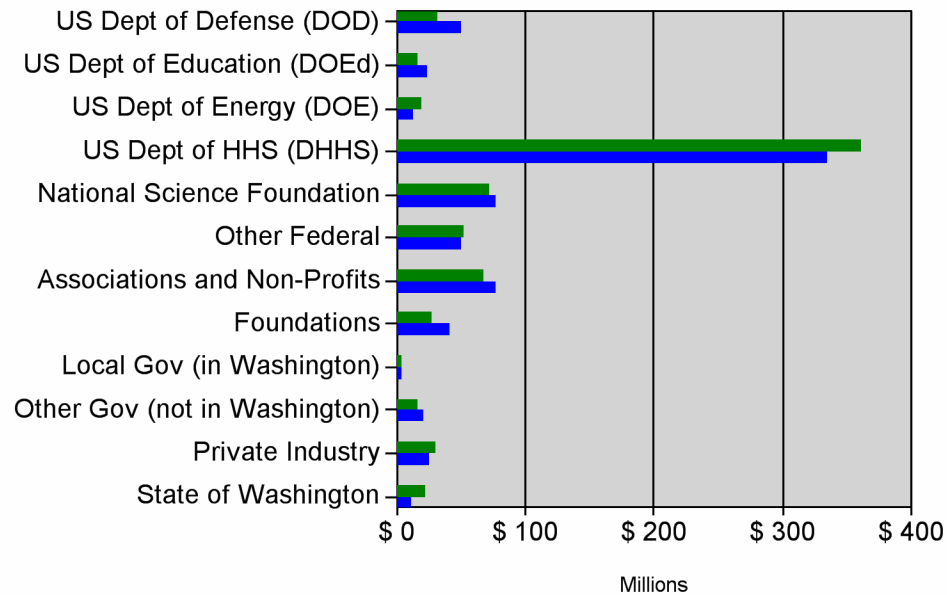
Fiscal Year to Date
Comparison of Grant & Contract Awards



Complete Fiscal Year
Comparison of Grant & Contract Awards



Fiscal Year to Date
Two-Year Comparison of Grant and Contract Awards



Legend: ■ Jul-Apr FY06 ■ Jul-Apr FY07

Summary of Grant and Contract Awards**Fiscal Year 2006-2007**

Month	RESEARCH AND OTHER		TRAINING		Total Grants and Contracts
	Federal	Non-Federal	Federal	Non-Federal	
July	\$ 47,163,420	\$ 10,699,020	\$ 6,191,659	\$ 693,994	\$ 64,748,090
August	\$ 117,139,800	\$ 11,808,260	\$ 6,156,148	\$ 443,216	\$ 135,547,500
September	\$ 64,660,620	\$ 23,947,570	\$ 4,289,084	\$ 905,277	\$ 93,802,540
October	\$ 53,216,540	\$ 17,106,880	\$ 11,166,060	\$ 1,883,808	\$ 83,373,280
November	\$ 20,631,830	\$ 21,414,790	\$ 375,521	\$ 651,926	\$ 43,074,070
December	\$ 16,331,970	\$ 14,941,460	\$ 363,440	\$ 165,262	\$ 31,802,140
January	\$ 27,306,600	\$ 19,271,660	\$ 1,255,173	\$ 197,667	\$ 48,031,100
February	\$ 24,893,720	\$ 13,391,360	\$ 630,325	\$ 1,207,409	\$ 40,122,810
March	\$ 74,197,140	\$ 21,448,700	\$ 1,272,917	\$ 2,550,349	\$ 99,469,100
April	\$ 66,847,210	\$ 16,975,640	\$ 3,018,965	\$ 856,666	\$ 87,698,490
FY07 to Date	\$512,484,137	\$170,910,081	\$34,719,295	\$9,555,573	\$727,669,087
FY06 to Date	\$518,054,146	\$151,220,879	\$35,148,982	\$14,626,731	\$719,050,738
Over (Under) Previous Year	(\$5,570,009)	\$19,689,202	(\$429,687)	(\$5,071,158)	\$8,618,348

Assuming acceptance of all awards by the Board of Regents

Comparison of Grant and Contract Awards by Agency

Fiscal Years 2005-2006 and 2006-2007

Agency	Jul-Apr FY06	Jul-Apr FY07
US Department of Defense (DOD)	\$ 31,632,476	\$ 49,805,925
US Department of Education (DOEd)	\$ 15,848,998	\$ 23,303,650
US Department of Energy (DOE)	\$ 20,032,538	\$ 12,688,000
US Department of Health and Human Services (DHHS)	\$ 361,107,787	\$ 334,549,665
National Science Foundation (NSF)	\$ 72,529,440	\$ 76,982,330
Other Federal	\$ 52,051,889	\$ 49,873,863
Subtotal for Federal :	\$ 553,203,128	\$ 547,203,432
Associations and Non-Profits	\$ 67,963,412	\$ 76,599,341
Foundations	\$ 26,483,872	\$ 41,354,233
Local Government (in Washington)	\$ 3,128,623	\$ 4,369,546
Other Government (not in Washington)	\$ 16,848,862	\$ 20,700,623
Private Industry	\$ 29,549,739	\$ 25,870,870
State of Washington	\$ 21,873,102	\$ 11,571,041
Subtotal for Non-Federal :	\$ 165,847,610	\$ 180,465,654
Grand Total :	\$ 719,050,738	\$ 727,669,087
Amount of Increase (Decrease) :		\$ 8,618,348
Percent of Increase (Decrease) :		1.2 %

Assuming acceptance of all awards by the Board of Regents

Comparison of Grant and Contract Awards by School/College

Fiscal Years 2005-2006 and 2006-2007

School/College	Jul-Apr FY06	Jul-Apr FY07
Upper Campus		
Architecture and Urban Planning	\$ 3,908,233	\$ 912,872
Arts and Sciences	\$ 63,263,314	\$ 74,655,011
Business Administration	\$ 275,092	\$ 113,418
Director of Libraries	\$ 471,260	\$ 31,965
Education	\$ 9,781,241	\$ 12,889,108
Educational Outreach	\$ 718,394	\$ 425,469
Engineering	\$ 66,260,488	\$ 61,116,687
Evans School of Public Affairs	\$ 3,442,429	\$ 5,273,420
Executive Vice President	\$ 746,160	
Forest Resources	\$ 6,597,596	\$ 4,370,473
Graduate School	\$ 4,628,802	\$ 2,394,710
Information School	\$ 1,139,391	\$ 1,651,802
Law	\$ 387,144	\$ 1,540,450
Ocean and Fishery Sciences	\$ 62,821,476	\$ 74,100,763
Office of Research	\$ 16,820,707	\$ 19,225,789
Social Work	\$ 11,796,563	\$ 9,420,494
Undergraduate Education	\$ 117,665	\$ 1,250,161
VP Educational Partnerships	\$ 111,252	\$ 131,347
VP Minority Affairs	\$ 6,861,608	\$ 4,995,816
VP Student Life	\$ 5,500	
Subtotal :	\$ 260,154,315	\$ 274,499,755
Health Sciences		
Dentistry	\$ 10,528,634	\$ 7,921,450
Health Sciences Admin	\$ 503,050	\$ 61,000
Medical Centers	\$ 82,157	\$ 1,000
Medicine	\$ 344,657,458	\$ 350,335,225
Nursing	\$ 13,379,821	\$ 10,367,132
Pharmacy	\$ 9,442,681	\$ 7,311,825
Public Health and Community Medicine	\$ 62,835,417	\$ 60,513,011
Subtotal :	\$ 441,429,217	\$ 436,510,643
Special Programs		
Alcohol and Drug Abuse Institute	\$ 2,938,292	\$ 1,327,877
CHDD Administration	\$ 5,543,718	\$ 8,420,560
Regional Primate Center	\$ 6,962,573	\$ 5,897,133
Subtotal :	\$ 15,444,583	\$ 15,645,570
Other UW Campuses		
Bothell	\$ 1,421,636	\$ 680,323
Tacoma	\$ 600,987	\$ 232,796

School/College		Jul-Apr FY06	Jul-Apr FY07
Other UW Campuses	Subtotal :	\$ 2,022,623	\$ 913,119
Not Indicated Not Indicated			\$ 100,000
	Subtotal :		\$ 100,000
	Grand Total :	\$ 719,050,738	\$ 727,669,087

Assuming acceptance of all awards by the Board of Regents

List of Awards for Arts and Sciences

Fiscal Years 2005-2006 and 2006-2007

Department	Jul-Apr FY06	Jul-Apr FY07
Center for Humanities	\$ 100,000	\$0
Center for Statistics and the Social Sciences	\$ 495,420	\$ 809,139
Center for Studies in Demography and Ecology	\$ 2,603,211	\$ 1,260,780
Department of Anthropology	\$ 90,270	\$ 139,029
Department of Applied Mathematics	\$ 981,664	\$ 1,726,247
Department of Asian Languages and Literature	\$ 140,000	\$ 91,760
Department of Astronomy	\$ 2,140,554	\$ 2,685,876
Department of Atmospheric Sciences	\$ 4,618,504	\$ 6,279,380
Department of Biology	\$ 6,975,630	\$ 8,818,855
Department of Chemistry	\$ 11,636,880	\$ 16,542,820
Department of Classics	\$ 30,000	\$0
Department of Communication	\$ 1,135,181	\$ 1,541,100
Department of Comparative Literature	\$0	\$ 21,178
Department of Earth and Space Sciences	\$ 5,638,694	\$ 4,842,896
Department of Economics	\$ 7,250	\$ 24,800
Department of English	\$0	\$ 5,000
Department of Geography	\$0	\$ 180,909
Department of Germanics	\$ 44,000	\$ 53,000
Department of History	\$ 354,000	\$ 70,694
Department of Linguistics	\$0	\$ 87,119
Department of Mathematics	\$ 1,004,845	\$ 1,079,738
Department of Near Eastern Languages and Civilization	\$ 17,500	\$0
Department of Physics	\$ 8,572,592	\$ 7,929,132
Department of Political Science	\$ 192,088	\$ 566,198
Department of Psychology	\$ 7,151,722	\$ 8,676,108
Department of Romance Languages	\$0	\$ 6,000
Department of Sociology	\$ 360,788	\$ 170,649
Department of Speech and Hearing Sciences	\$ 1,211,832	\$ 1,795,528
Department of Statistics	\$ 1,054,445	\$ 1,061,087
Department of Women Studies	\$0	\$ 23,592
Gaining Early Awareness and Readiness for Undergraduate Programs	\$ 270,000	\$ 750,000
Henry M. Jackson School of International Studies	\$ 1,581,141	\$ 4,878,831
Institute for Nuclear Theory	\$ 4,478,000	\$ 1,379,000
Language Learning Center	\$ 20,274	\$ 20,000
Law, Societies and Justice Program	\$ 83,571	\$ 90,017
Public Performing Arts	\$ 98,350	\$ 151,565
School of Art	\$0	\$ 48,000
School of Music	\$0	\$ 300,000

Department	Jul-Apr FY06	Jul-Apr FY07
Thomas Burke Memorial Washington State Museum	\$ 174,909	\$ 548,981
Total :	\$ 63,263,310	\$ 74,655,010

Assuming acceptance of all awards by the Board of Regents

Summary of Grant Awards**Fiscal Year 2006-2007***Excluding private awards from Foundations, Industry, Associations and Others*

Month	RESEARCH AND OTHER		TRAINING		Total Grants
	Federal	Non-Federal	Federal	Non-Federal	
July	\$ 46,551,120	\$ 3,501,075	\$ 6,191,659	\$ 116,675	\$ 56,360,530
August	\$ 115,153,700	\$ 1,805,011	\$ 6,156,148	\$ 0	\$ 123,114,900
September	\$ 59,774,620	\$ 835,114	\$ 4,289,084	\$ 170,000	\$ 65,068,820
October	\$ 44,817,340	\$ 2,573,647	\$ 11,142,060	\$ 23,528	\$ 58,556,580
November	\$ 13,934,800	\$ 2,200,982	\$ 375,521	\$ 192,752	\$ 16,704,050
December	\$ 11,728,690	\$ 1,484,791	\$ 363,440	\$ 74,000	\$ 13,650,920
January	\$ 21,275,320	\$ 3,288,305	\$ 1,255,173	\$ 21,729	\$ 25,840,520
February	\$ 24,184,510	\$ 1,216,303	\$ 630,325	\$ 0	\$ 26,031,140
March	\$ 69,950,890	\$ 1,373,506	\$ 1,264,817	\$ 40,562	\$ 72,629,780
April	\$ 62,025,780	\$ 477,845	\$ 3,018,965	\$ 20,000	\$ 65,542,600
Year to Date	\$ 469,396,800	\$ 18,756,580	\$ 34,687,200	\$ 659,246	\$ 523,499,800

Assuming acceptance of all awards by the Board of Regents

Summary of Grant Awards**Fiscal Year 2006-2007***Private awards from Foundations, Industry, Associations and Others*

Month	RESEARCH AND OTHER	TRAINING	Total Grants
July	\$ 4,734,940	\$ 61,206	\$ 4,796,146
August	\$ 7,107,670	\$ 184,174	\$ 7,291,844
September	\$ 20,026,620	\$ 266,485	\$ 20,293,100
October	\$ 9,473,966	\$ 123,297	\$ 9,597,263
November	\$ 13,868,920	\$ 187,000	\$ 14,055,920
December	\$ 8,772,547	\$ 5,000	\$ 8,777,547
January	\$ 10,753,580	\$ 77,548	\$ 10,831,130
February	\$ 9,622,090	\$ 4,965	\$ 9,627,054
March	\$ 14,005,710	\$ 235,982	\$ 14,241,690
April	\$ 12,210,190	\$ 69,200	\$ 12,279,390
Year to Date	\$ 110,576,200	\$ 1,214,856	\$ 111,791,100

Assuming acceptance of all awards by the Board of Regents

Summary of Contract Awards**Fiscal Year 2006-2007**

Month	RESEARCH AND OTHER		TRAINING		Total Contracts
	Federal	Non-Federal	Federal	Non-Federal	
July	\$ 612,297	\$ 2,463,009	\$ 0	\$ 516,113	\$ 3,591,419
August	\$ 1,986,095	\$ 2,895,583	\$ 0	\$ 259,042	\$ 5,140,720
September	\$ 4,885,993	\$ 3,085,836	\$ 0	\$ 468,792	\$ 8,440,621
October	\$ 8,399,199	\$ 5,059,262	\$ 24,000	\$ 1,736,983	\$ 15,219,440
November	\$ 6,697,038	\$ 5,344,880	\$ 0	\$ 272,174	\$ 12,314,090
December	\$ 4,603,284	\$ 4,684,126	\$ 0	\$ 86,262	\$ 9,373,671
January	\$ 6,031,284	\$ 5,229,773	\$ 0	\$ 98,390	\$ 11,359,450
February	\$ 709,207	\$ 2,552,967	\$ 0	\$ 1,202,444	\$ 4,464,618
March	\$ 4,246,249	\$ 6,069,481	\$ 8,100	\$ 2,273,805	\$ 12,597,640
April	\$ 4,821,428	\$ 4,287,607	\$ 0	\$ 767,466	\$ 9,876,500
Year to Date	\$ 42,992,080	\$ 41,672,520	\$ 32,100	\$ 7,681,471	\$ 92,378,170

Assuming acceptance of all awards by the Board of Regents

**Report of Grant and Contract Awards
of \$1,000,000 or More**

April 2007

**Requiring action of
The Board of Regents
of the
University of Washington**

**Office of Research
Office of Sponsored Programs**

Detail of Public Grant Awards

Federal

US Department of Defense (DOD)

Defense Advanced Research Projects Agency (DARPA)

To: Larry R. Dalton, Professor \$ 2,107,032
 Department of Chemistry
 For: Rational Design of the Ultimate Electro-Optic Material
 Eff: 5/23/2006

Total for Defense Advanced Research Projects Agency (DARPA): \$ 2,107,032

Office of Naval Research (ONR)

To: Bruce M. Howe, Apl-principal Oceanographer \$ 1,544,177
 Applied Physics Laboratory
 For: Acoustic Seaglider2: PLUS
 Eff: 4/1/2007

Total for Office of Naval Research (ONR): \$ 1,544,177

Total for US Department of Defense (DOD): \$ 3,651,209

US Department of Energy (DOE)

US Department of Energy (DOE)

To: George F Bertsch, Professor \$ 1,000,000
 Department of Physics
 For: Low-Energy Nuclear Physics National HPC Initiative: Building a
 Universal Nuclear Energy Density Functional
 Eff: 12/1/2006

Total for US Department of Energy (DOE): \$ 1,000,000

Total for US Department of Energy (DOE): \$ 1,000,000

US Department of Health and Human Services (DHHS)

National Institutes of Health (NIH)

To: John M. Harlan, Professor \$ 2,537,904
 Department of Medicine
 For: BIOLOGY OF THE ARTERY WALL AND ATHEROSCLEROSIS
 Eff: 12/1/2006

To: Timothy De Rouen, Professor \$ 1,891,946
 Dental Public Health Sciences
 For: Network Chair for the Pacific Northwest DPBRN
 Eff: 4/1/2007

To: David L Eaton, Professor \$ 1,483,614
 Department of Environmental and Occupational Health Sciences
 For: Center for Ecogenetics and Environmental Health
 Eff: 4/1/2007

National Cancer Institute (NCI)

To: Kenneth A Krohn, Professor \$ 1,974,384
 Department of Radiology
 For: Molecular Imaging of Cancer and Its Response to Therapy
 Eff: 3/1/2007

Total for National Cancer Institute (NCI): \$ 1,974,384

Detail of Public Grant Awards

Federal

US Department of Health and Human Services (DHHS)

National Institutes of Health (NIH)

National Institute of Environmental Health and Science (NIEHS)

To: Harvey Checkoway, Professor \$ 2,680,043
 Department of Environmental and Occupational Health Sciences

For: Effects-Related Biomarkers of Toxic Exposures

Eff: 4/1/2007

Total for National Institute of Environmental Health and Science (NIEHS): \$ 2,680,043

Total for National Institutes of Health (NIH): \$ 10,567,891

Total for US Department of Health and Human Services (DHHS): \$ 10,567,891

Other Federal

Environmental Protection Agency (EPA)

To: Joel D. Kaufman, Associate Professor \$ 6,212,119
 Department of Environmental and Occupational Health Sciences

For: Prospective Study of Atherosclerosis, Clinical Cardiovascular Disease, and Long-Term Exposure to Ambient Particulate Matter and Other Air Pollutants in a Multi-Ethnic Cohort, Certificate of Confidentiality

Eff: 8/1/2004

Total for Environmental Protection Agency (EPA): \$ 6,212,119

US Department of State

To: Veronica Taylor, Professor \$ 1,383,000
 School of Law

For: Empowering Rural Communities: Legal Aid and the Rule of Law in Rural China

Eff: 3/1/2007

Total for US Department of State: \$ 1,383,000

Total for Other Federal: \$ 7,595,119

Total for Federal: \$ 22,814,219

Total Public Grants: \$ 22,814,219

Detail of Private Grant Awards

Associations and Non-Profits

Joint Oceanographic Institutions, Inc.

To: John R. Delaney, Professor \$ 2,200,000
School of Oceanography

For: The University of Washington's Application to Become the
Implementing Organization for the Regional Cabled Observatory

Eff: 3/30/2007

Total for Joint Oceanographic Institutions, Inc.: \$ 2,200,000

Total for Associations and Non-Profits: \$ 2,200,000

Other Government (not in Washington)

Nanyang Technological University

To: Yongmin Kim, Professor \$ 1,530,847
Bioengineering

For: Singapore University of Washington Research Alliance

Eff: 7/1/2002

Total for Nanyang Technological University: \$ 1,530,847

Total for Other Government (not in Washington): \$ 1,530,847

Total Private Grants: \$ 3,730,847

Detail of Contract Awards

Federal

US Department of Defense (DOD)

Office of Naval Research (ONR)

To: Gary L Harkins, Associate Director
Applied Physics Laboratory \$ 1,908,990

For: FY07 BQH9 OMN

Eff: 3/27/2007

Total for Office of Naval Research (ONR): \$ 1,908,990

Total for US Department of Defense (DOD): \$ 1,908,990

Total for Federal: \$ 1,908,990

Total Contracts: \$ 1,908,990

Grand Total for all Awards \$ 28,454,056