

VII. STANDING COMMITTEES

B. Finance, Audit and Facilities Committee

**UW**

---

**Report of Contributions**

University of Washington  
University of Washington Foundation

April, 2007

---

NOTES AS OF APRIL 30, 2007

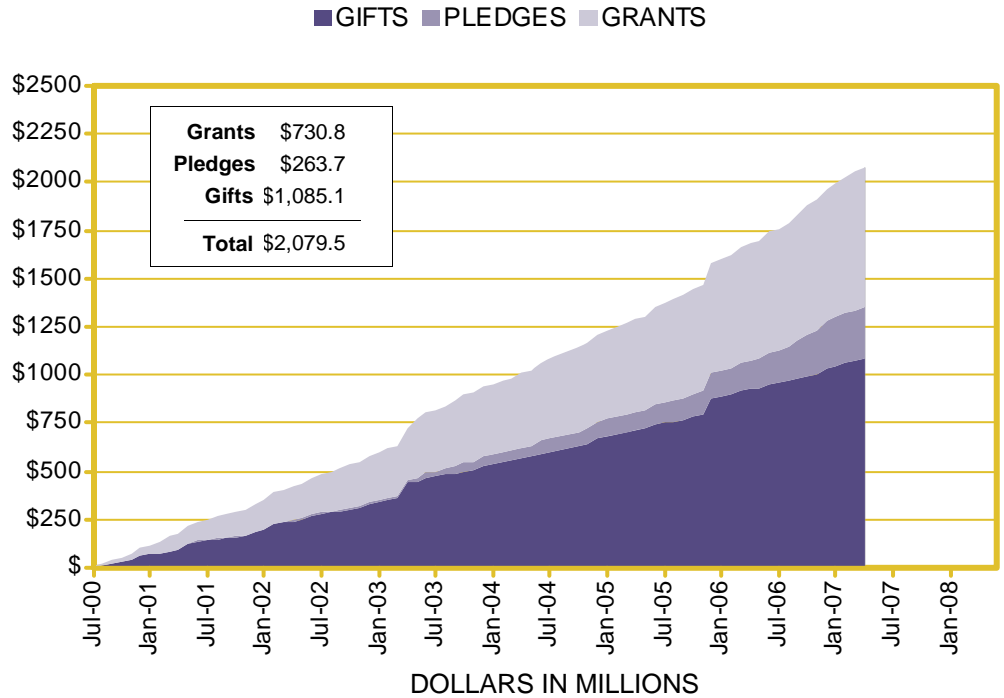
**DATA POINTS**

\$2,079,534,257 has been raised toward our campaign goal of \$2.5 billion.

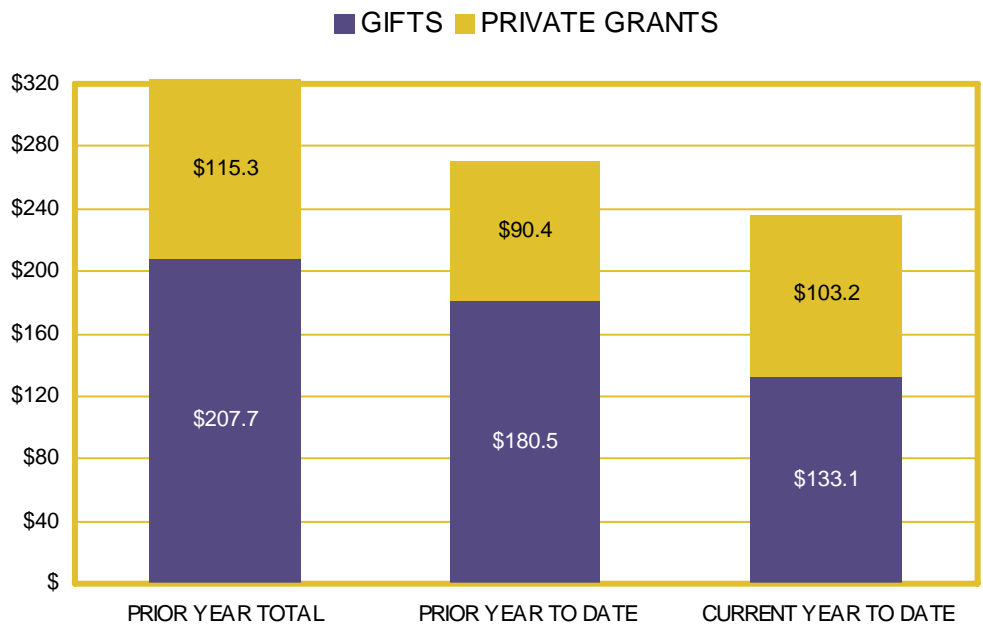
The UW received \$19.0 million in total private voluntary support (\$8.6 million in gifts and \$10.4 in grants) in April.

Areas including Arts and Sciences, Broadcast Services, Business School, Education, Evans Schl. of Pub. Affairs, Graduate School, Information School, Intercollegiate Athletics, Nursing, Pharmacy, Public Health, Scholar. & Student Progs., Social Work, UW Alumni Association and UW Tacoma are ahead of last year's year-to-date totals.

**FUNDRAISING PROGRESS SINCE JULY 1, 2000**



**CURRENT GIFT AND PRIVATE GRANT TOTALS**



## APRIL 2007 GIFTS AND IMPACT

Selected gifts representing private support for one of the University of Washington's key fundraising priorities -- student, faculty, program and facility support.

### **John and Shari Behnke - \$10,004 to the Henry Art Gallery**

- This gift will provide general program support to the Henry through the Henry Art Gallery Association Fund.
- The first public art museum in the state of Washington, the Henry Art Gallery is one of the region's premier museums of contemporary art. It is centrally important to the University of Washington's commitment to enriching the community through the arts.
- Private support helps the Henry reach campus constituents and the community beyond with works from local and national artists that might otherwise remain undiscovered.
- The Behnkes, known for their activity in the local art community, have been involved with the Henry Art Gallery for many years. John Behnke is the Henry's incoming board Chair.

### **Donald D. Fleming - \$50,132 to the Law School**

- This pledge payment will help to establish the Donald D. Fleming Endowed Scholarship to help School of Law graduate students with financial need to fund the cost of their educations.
- Donald Fleming graduated from the UW School of Law after earning his BA in Economics at the University of Washington and serving in the U.S. Army during World War II. For more than 50 years, he practiced general law in Seattle and Bellevue.
- When the Fleming Endowed Scholarship is fully funded at \$100,000 and invested, it will receive \$50,000 in matching funds under the University's 'Students First' program.
- The Students First matching initiative provides additional monies to new need-based scholarship and fellowship endowments established for undergraduate, graduate and professional students on any of the University's three campuses.

### **Dr. Beverly Morgan - \$73,000 to UW Medicine**

- This gift to the Beverly C. Morgan Endowed Fellowship in Pediatric Cardiology will fund fellowships in the UW Department of Pediatrics.
- Congenital heart disease is one of the most common birth defects in the United States today, afflicting 30-35,000 children each year in the U.S.
- The University of Washington Department of Pediatrics is a partnership between Children's Hospital and the UW, providing nationally ranked patient care, teaching, and research.
- Dr. Morgan, a former Chair of Pediatric Medicine, is also responsible for funding the Beverly Morgan Chair in Pediatric Medicine. This endowment supports the current head of the Department of Pediatrics, Dr. Bruder Stapelton.





# REPORT OF CONTRIBUTIONS

April 2007

---

---

## **CAMPAIGN UW: CREATING FUTURES**

Report prepared by: Office of Development and Alumni Relations  
Advancement Services, Information Management

5/7/2007 10:44 AM

## TABLE OF CONTENTS

Campaign Progress to Date*	1
Campaign Progress by Giving Level*	2
Campaign Progress Pyramid*	3
Campaign Progress by Constituency*	4
Campaign Theme Progress*	5
Development Area Summary - Total Private Voluntary Support	6
Development Area Summary - Gifts and Private Grants	7
Development Area Summary - Gifts	8
Complete Fiscal Year Comparison	9
Year to Date Contribution Totals	10
Development Activity by Donor Type	11
Alumni Participation by Constituency	12

\*All Campaign totals represented are from July 1, 2000 through the end of the preceding calendar month. Please note that grant revenue totals in Campaign Reports may contain clinical trials. Fundraising totals from all affiliated non-profit organizations are also included in UW Campaign totals.

The UW Campaign Executive Committee developed the counting policy for Campaign reports, based on Council for Advancement and Support of Education (CASE) campaign counting standards.

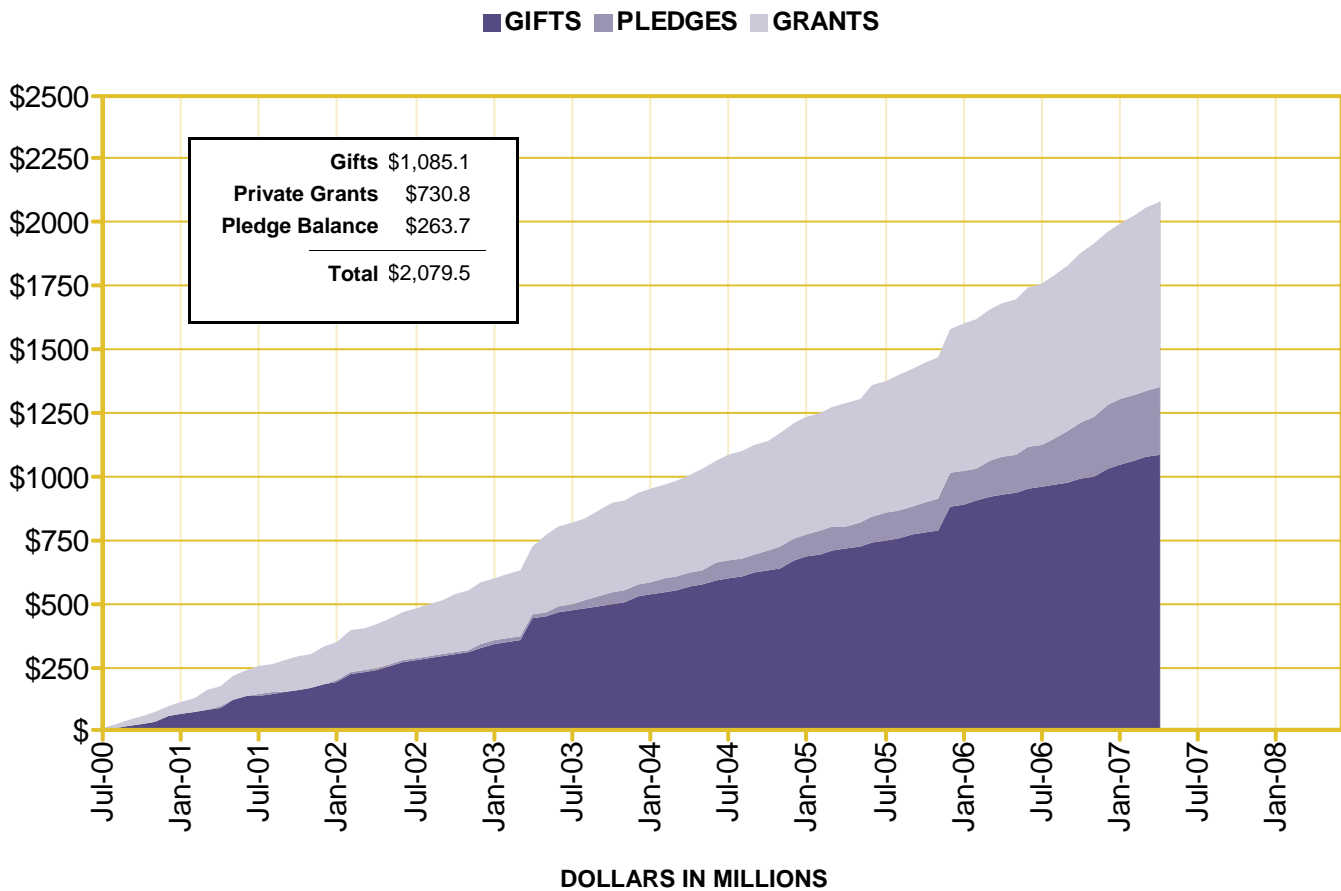
Annual reporting is July 1, 2006 through the end of the preceding calendar month.

Job Number: 74963  
April 2007

Table of Contents



## CAMPAIGN PROGRESS SINCE JULY 1, 2000



Source: UW Office of Development

Summarizes Total Private Voluntary Support since July 1, 2000. Testamentary Commitments included in Pledge Balance total. All dollar totals in millions.

Job Number: 74963  
 April 2007

Fundraising Progress Since July 1, 2000



## CAMPAIGN PROGRESS BY GIVING LEVEL

<b>DOLLARS RAISED</b>							
<b>Gifts, Pledges &amp; Grants</b>							
Giving Level *	Alumni	Non Alumni	Family Fndns.	Corporations	Foundations	Other Orgs.	Total
\$100M+	\$0	\$35,220	\$249,006,747	\$0	\$0	\$0	\$249,041,967
\$50M - \$99,999,999	\$0	\$0	\$0	\$0	\$0	\$0	\$0
\$10M - \$49,999,999	\$44,750,434	\$76,832,350	\$33,972,500	\$70,963,896	\$103,129,489	\$39,319,592	\$368,968,261
\$5M - \$9,999,999	\$36,028,935	\$10,313,122	\$0	\$51,265,975	\$45,261,542	\$69,144,247	\$212,013,822
\$1M - \$4,999,999	\$130,360,559	\$69,124,223	\$32,564,780	\$123,614,530	\$110,279,085	\$90,857,224	\$556,800,402
\$100,000 - \$999,999	\$100,099,155	\$74,374,025	\$24,212,229	\$130,494,379	\$65,848,982	\$59,109,494	\$454,138,264
\$25,000 - \$99,999	\$27,470,790	\$20,691,661	\$2,874,512	\$31,430,950	\$7,713,346	\$10,631,389	\$100,812,648
\$10,000 - \$24,999	\$20,183,214	\$14,379,638	\$880,570	\$10,418,120	\$1,768,364	\$2,293,645	\$49,923,552
\$5,000 - \$9,999	\$12,867,033	\$9,623,105	\$280,224	\$4,941,534	\$571,215	\$751,464	\$29,034,576
\$2,000 - \$4,999	\$9,547,184	\$7,751,619	\$67,557	\$3,319,836	\$262,145	\$484,008	\$21,432,349
\$1,000 - \$1,999	\$6,000,308	\$4,805,320	\$24,491	\$1,449,647	\$81,255	\$233,711	\$12,594,733
\$500 - \$999	\$5,420,027	\$4,039,366	\$4,960	\$712,040	\$31,666	\$94,610	\$10,302,668
\$250 - \$499	\$3,550,854	\$2,270,678	\$1,150	\$303,642	\$11,905	\$43,435	\$6,181,663
\$100 - \$249	\$3,032,462	\$2,123,006	\$2,665	\$287,838	\$7,262	\$32,959	\$5,486,193
\$1 - \$99	\$1,441,028	\$1,275,035	\$189	\$74,832	\$1,096	\$10,979	\$2,803,160
<b>Total</b>	<b>\$400,751,984</b>	<b>\$297,638,370</b>	<b>\$343,892,574</b>	<b>\$429,277,219</b>	<b>\$334,967,353</b>	<b>\$273,006,756</b>	<b>\$2,079,534,257</b>
<b>DONOR COUNTS</b>							
Giving Level	Alumni	Non Alumni	Family Fndns.	Corporations	Foundations	Other Orgs.	Total
\$100M+	0	2	1	0	0	0	3
\$50M - \$99,999,999	0	0	0	0	0	0	0
\$10M - \$49,999,999	12	8	4	5	6	3	38
\$5M - \$9,999,999	8	7	0	7	7	9	38
\$1M - \$4,999,999	108	100	16	58	48	46	376
\$100,000 - \$999,999	578	645	75	480	199	191	2,168
\$25,000 - \$99,999	1,099	1,106	70	687	157	210	3,329
\$10,000 - \$24,999	2,428	2,272	61	782	121	155	5,819
\$5,000 - \$9,999	3,303	3,123	46	832	97	123	7,524
\$2,000 - \$4,999	5,097	5,423	24	1,268	91	176	12,079
\$1,000 - \$1,999	6,750	6,845	21	1,312	68	203	15,199
\$500 - \$999	10,909	10,458	11	1,293	51	161	22,883
\$250 - \$499	12,987	10,826	4	1,053	38	140	25,048
\$100 - \$249	23,471	22,044	18	2,228	52	256	48,069
\$1 - \$99	40,601	45,266	4	1,920	25	309	88,125
<b>Total</b>	<b>107,351</b>	<b>108,125</b>	<b>355</b>	<b>11,925</b>	<b>960</b>	<b>1,982</b>	<b>230,698</b>

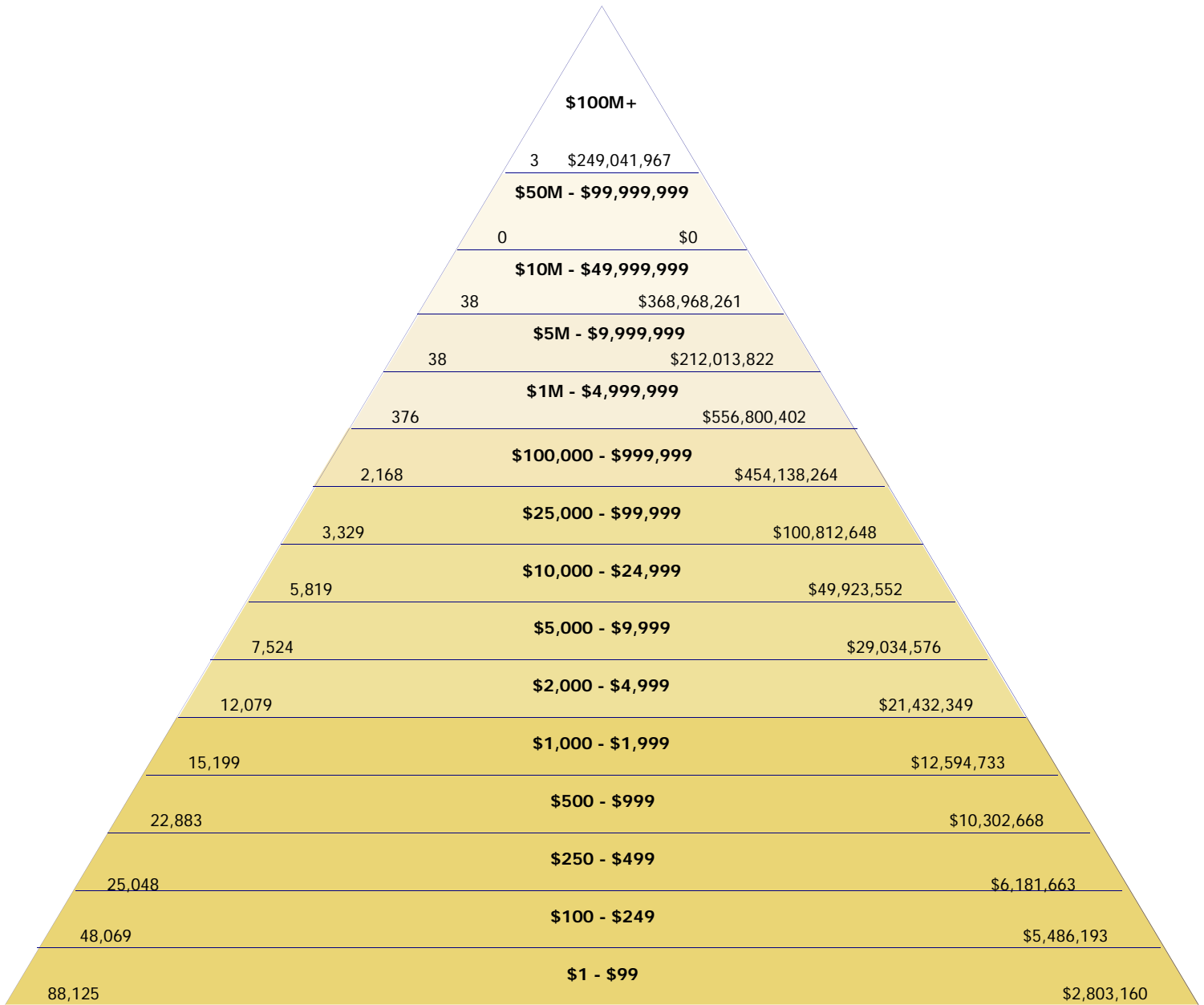
Source: UW Office of Development & Alumni Relations

This report shows the count of distinct donors and campaign total by giving level and donor type since July 1, 2000.

\*\*"Giving Level" is determined by summing all gift record types (including grants)



**CAMPAIGN PROGRESS BY PYRAMID, SINCE JULY 1, 2000**



230,698 Donor Count

Campaign Total: \$2,079,534,257

\*Campaign Working Goal: \$2,500,000,000

Percent Complete: 83.2%

Source: UW Office of Development

The counts of distinct donors and fundraising totals by giving level are shown.

\*Unit campaign goals are still being finalized.

Pyramid Levels are determined by summing all gift record types (including grants)





## CAMPAIGN PROGRESS BY CONSTITUENCY

	GIFTS	Irrevocable Deferred Gifts		PLEDGES	Testamentary Commitments		GRANTS	Campaign - Private Voluntary Support		
		Donor Value	Discount Value		Donor Value	Discount Value		TOTAL	Working Goal	% of Goal
UW Medicine	\$292,799,555	\$11,624,834	\$6,500,110	\$44,385,706	\$29,301,186	\$10,576,273	\$374,776,651	\$752,887,932	\$1,000,000,000	75.3%
Architecture	\$7,943,709	\$2,244,117	\$663,889	\$1,253,154	\$2,225,000	\$1,294,992	\$3,991,304	\$17,657,284	\$19,000,000	92.9%
Arts and Sciences	\$109,575,397	\$6,587,607	\$4,293,595	\$9,318,242	\$39,054,000	\$25,851,354	\$73,048,888	\$237,584,135	\$240,000,000	99.0%
Broadcast Services	\$48,980,594	\$0	\$0	\$15,695	\$0	\$0	\$0	\$48,996,290	N/A	N/A
Business School	\$63,369,456	\$1,025,743	\$702,307	\$38,361,986	\$7,905,271	\$5,411,103	\$368,335	\$111,030,790	\$135,000,000	82.2%
Dentistry	\$8,015,634	\$246,992	\$136,080	\$2,023,496	\$775,000	\$431,459	\$4,226,861	\$15,287,983	\$15,000,000	101.9%
Education	\$11,007,635	\$28,552	\$25,515	\$2,736,025	\$2,050,000	\$1,261,668	\$14,960,471	\$30,782,682	\$23,000,000	133.8%
Engineering	\$134,624,199	\$2,659,904	\$1,410,636	\$7,174,099	\$5,794,691	\$2,395,023	\$80,847,483	\$231,100,376	\$250,000,000	92.4%
Evans Schl. of Pub. Affairs	\$11,734,217	\$81,135	\$84,921	\$1,287,983	\$500,000	\$265,793	\$39,791,498	\$53,394,832	\$40,000,000	133.5%
Forest Resources	\$9,782,115	\$646,572	\$522,374	\$82,460	\$2,815,000	\$1,535,284	\$3,814,150	\$17,140,296	\$17,700,000	96.8%
Friday Harbor Labs	\$6,190,709	\$153,242	\$78,775	\$186,993	\$5,255,000	\$2,978,876	\$862,743	\$12,648,687	\$12,000,000	105.4%
Information School	\$3,133,782	\$25,000	\$8,102	\$97,958	\$100,000	\$64,666	\$1,420,959	\$4,777,700	\$5,000,000	95.6%
Intercollegiate Athletics	\$107,558,418	\$246,570	\$168,346	\$3,784,869	\$210,000	\$133,886	\$0	\$111,799,857	\$110,000,000	101.6%
Law	\$60,203,005	\$70,832	\$38,401	\$866,722	\$674,988	\$417,533	\$1,144,242	\$62,959,789	\$70,000,000	89.9%
Libraries	\$6,519,191	\$442,146	\$356,155	\$105,228	\$1,827,000	\$799,675	\$475,708	\$9,369,272	\$9,000,000	104.1%
Nursing	\$10,614,976	\$3,295,000	\$2,399,578	\$1,099,627	\$3,322,799	\$1,693,681	\$8,548,437	\$26,880,839	\$24,000,000	112.0%
Ocean and Fisheries	\$13,909,073	\$5,812,500	\$2,684,083	\$45,486	\$0	\$0	\$26,270,679	\$46,037,738	\$34,000,000	135.4%
Pharmacy	\$9,632,033	\$0	\$0	\$636,542	\$0	\$0	\$5,067,236	\$15,335,811	\$10,260,000	149.5%
President's Funds	\$5,856,072	\$698,472	\$561,864	\$408,320	\$3,230,000	\$1,543,929	\$0	\$10,192,864	N/A	N/A
Public Health	\$14,026,728	\$50,259	\$32,171	\$894,229	\$0	\$0	\$66,681,013	\$81,652,229	\$90,000,000	90.7%
Scholar. & Student Progs.	\$40,478,691	\$1,365,684	\$633,592	\$1,991,789	\$6,668,333	\$3,480,903	\$1,864,332	\$52,368,829	\$40,000,000	130.9%
Social Work	\$6,187,618	\$290,566	\$158,012	\$6,060,326	\$0	\$0	\$6,552,994	\$19,091,505	\$10,000,000	190.9%
University Press	\$3,633,021	\$108,239	\$84,817	\$15,500	\$0	\$0	\$0	\$3,756,760	\$3,000,000	125.2%
University Support	\$36,588,124	\$1,858,394	\$1,011,102	\$5,853,188	\$12,050,000	\$5,339,222	\$15,275,894	\$71,625,600	N/A	N/A
UW Bothell	\$2,526,379	\$0	\$0	\$53,968	\$0	\$0	\$750,500	\$3,330,847	\$5,700,000	58.4%
UW Tacoma	\$20,402,881	\$195,000	\$175,352	\$8,440,192	\$2,725,000	\$1,535,533	\$80,257	\$31,843,330	\$35,000,000	91.0%
<b>All UW Total</b>	<b>\$1,045,293,215</b>	<b>\$39,757,359</b>	<b>\$22,729,777</b>	<b>\$137,179,781</b>	<b>\$126,483,268</b>	<b>\$67,010,853</b>	<b>\$730,820,634</b>	<b>\$2,079,534,257</b>	<b>\$2,500,000,000</b>	<b>83.2%</b>

Source: UW Office of Development

Fundraising progress toward campaign working goals by constituency area (school/college/program). Campaign total is the sum of gifts, grants, active pledges and donor values of irrevocable deferred gifts and testamentary commitments. "N/A" is not applicable. 1 - "Pledges" are those in active status only. 2 - "Grants" are private grants only. 3 - Unit campaign working goals are still being finalized.

Job Number: 74963  
April 2007

Campaign Progress by Constituency - Since July 2000

**CAMPAIGN FUNDING THEME PROGRESS - JULY 2000 - PRESENT**

THEME	CURRENT USE	ENDOWMENT	TOTAL
Student Support	\$100,366,450	\$176,346,716	\$276,713,167
Faculty Support	\$91,314,846	\$134,847,637	\$226,162,483
Program Support for Faculty and Students	\$946,589,642	\$134,050,894	\$1,080,640,537
Capital	\$287,175,147	\$1,778,269	\$288,953,415
Unrestricted	\$174,984,244	\$32,080,410	\$207,064,655
<b>Total</b>	<b>\$1,600,430,330</b>	<b>\$479,103,927</b>	<b>\$2,079,534,257</b>
Goal	\$2,000,000,000	\$500,000,000	\$2,500,000,000
% to Goal	80.0%	95.8%	83.2%

Source: UW Office of Development

This report shows contribution totals by campaign theme/priority since July 1, 2000.

Job Number: 74963  
 April 2007

Campaign Theme Progress



DEVELOPMENT SUMMARY - TOTAL PRIVATE VOLUNTARY SUPPORT

AREA	YEAR TO DATE DONOR VALUES		
	GIFTS	PRIVATE GRANTS	TOTAL
UW Seattle			
UW Medicine	\$25,416,353	\$57,487,476	\$82,903,829
Architecture	\$925,027	\$269,381	\$1,194,408
Arts and Sciences	\$16,424,651	\$9,282,853	\$25,707,504
Broadcast Services	\$7,594,236		\$7,594,236
Business School	\$9,780,051	\$28,347	\$9,808,398
Dentistry	\$1,107,001	\$380,561	\$1,487,563
Education	\$1,198,415	\$2,180,031	\$3,378,446
Engineering	\$11,763,581	\$10,126,863	\$21,890,445
Evans Schl. of Pub. Affairs	\$2,327,562	\$3,618,935	\$5,946,497
Forest Resources	\$1,252,546	\$419,864	\$1,672,410
Graduate School	\$1,543,580	\$784,346	\$2,327,926
Information School	\$404,883	\$173,724	\$578,607
Intercollegiate Athletics	\$16,923,631		\$16,923,631
Law	\$1,535,352	\$154,700	\$1,690,052
Libraries	\$1,058,559		\$1,058,559
Nursing	\$5,131,664	\$725,417	\$5,857,081
Ocean and Fisheries	\$2,117,149	\$3,877,777	\$5,994,927
Pharmacy	\$1,326,671	\$811,732	\$2,138,403
President's Funds	\$497,270		\$497,270
Public Health	\$569,727	\$8,121,206	\$8,690,934
Scholar. & Student Progs.	\$11,091,335	\$1,000,000	\$12,091,335
Social Work	\$4,198,143	\$1,272,723	\$5,470,866
UW Alumni Association	\$942,539		\$942,539
University Press	\$1,719,454		\$1,719,454
University Support	\$3,932,752	\$2,479,622	\$6,412,374
UW Bothell	\$351,350		\$351,350
UW Tacoma	\$1,976,701	\$5,567	\$1,982,268
<b>All UW Total</b>	<b>\$133,110,195</b>	<b>\$103,201,128</b>	<b>\$236,311,323</b>

Source: UW Office of Development

Contribution totals for the major Development areas of the University are shown.

Job Number: 74963

April 2007

Development Area Summary - Total Private Voluntary Support



## DEVELOPMENT SUMMARY - GIFTS AND PRIVATE GRANTS

AREA	CURRENT MONTH		YEAR TO DATE		PRIOR YEAR TO DATE		PRIOR FISCAL YEAR	
	Donors	Value	Donors	Value	Donors	Value	Donors	Value
UW Seattle								
UW Medicine	3,290	\$6,238,938	15,816	\$82,903,829	15,947	\$87,881,643	18,379	\$108,952,952
Architecture	176	\$145,056	1,351	\$1,194,408	1,152	\$5,115,699	1,316	\$5,313,848
Arts and Sciences	1,758	\$1,265,330	15,219	\$25,707,504	14,119	\$20,610,392	16,381	\$26,555,640
Broadcast Services	819	\$1,946,563	3,671	\$7,594,236	2,846	\$6,013,279	3,307	\$8,323,416
Business School	161	\$400,963	3,930	\$9,808,398	3,778	\$9,081,813	4,406	\$10,411,034
Dentistry	145	\$318,983	1,289	\$1,487,563	1,200	\$1,558,656	1,363	\$1,760,021
Education	110	\$19,445	1,572	\$3,378,446	1,644	\$2,562,498	1,895	\$2,916,481
Engineering	284	\$2,561,771	4,043	\$21,890,445	3,732	\$31,444,493	4,224	\$38,867,802
Evans Schl. of Pub. Affairs	50	\$100,200	399	\$5,946,497	451	\$5,556,644	630	\$5,997,460
Forest Resources	166	\$85,823	1,064	\$1,672,410	948	\$2,691,475	1,024	\$3,078,045
Graduate School	23	\$8,770	391	\$2,327,926	660	\$2,145,015	683	\$2,470,722
Information School	29	\$14,632	607	\$578,607	549	\$406,520	610	\$811,461
Intercollegiate Athletics	729	\$854,181	12,254	\$16,923,631	11,555	\$12,442,383	20,414	\$17,642,469
Law	160	\$205,844	1,741	\$1,690,052	1,672	\$35,987,990	1,987	\$36,175,919
Libraries	484	\$62,172	4,052	\$1,058,559	3,864	\$1,202,554	4,256	\$1,343,782
Nursing	72	\$109,789	1,689	\$5,857,081	1,674	\$2,350,228	1,814	\$2,856,427
Ocean and Fisheries	70	\$2,456,776	741	\$5,994,927	665	\$13,866,727	708	\$14,035,193
Pharmacy	91	\$119,807	1,090	\$2,138,403	1,146	\$1,659,899	1,219	\$1,896,947
President's Funds	138	\$22,814	1,858	\$497,270	1,604	\$659,914	1,812	\$711,430
Public Health	85	\$246,958	717	\$8,690,934	681	\$7,623,497	793	\$8,346,379
Scholar. & Student Progs.	600	\$1,178,468	3,301	\$12,091,335	2,891	\$7,444,476	3,203	\$8,712,482
Social Work	121	\$299,371	892	\$5,470,866	748	\$1,118,345	821	\$1,187,969
UW Alumni Association	3,403	\$156,951	19,141	\$942,539	16,851	\$852,694	21,560	\$1,117,494
University Press	16	\$64,814	230	\$1,719,454	373	\$395,657	417	\$512,227
University Support	285	\$56,362	1,809	\$6,412,374	2,167	\$7,399,964	2,803	\$8,933,954
UW Bothell	81	\$5,282	421	\$351,350	418	\$834,717	533	\$893,379
UW Tacoma	86	\$41,551	631	\$1,982,268	598	\$1,974,677	770	\$3,180,471
<b>All UW Unique Total</b>	<b>12,670</b>	<b>\$18,987,628</b>	<b>83,666</b>	<b>\$236,311,323</b>	<b>78,460</b>	<b>\$270,881,863</b>	<b>97,876</b>	<b>\$323,005,417</b>

Source: UW Office of Development

The number of donors and contribution totals for the major Development areas of the University are shown. Dollar values are based on donor values.

Job Number: 74963

April 2007

Development Area Summary - Gifts and Private Grants



## DEVELOPMENT SUMMARY - GIFTS

AREA	CURRENT MONTH		YEAR TO DATE		PRIOR YEAR TO DATE		PRIOR FISCAL YEAR	
	Donors	Value	Donors	Value	Donors	Value	Donors	Value
UW Seattle								
UW Medicine	3,238	\$1,441,026	15,587	\$25,416,353	15,696	\$45,095,037	18,096	\$49,328,735
Architecture	174	\$37,675	1,344	\$925,027	1,149	\$2,936,551	1,313	\$3,114,700
Arts and Sciences	1,747	\$599,071	15,155	\$16,424,651	14,052	\$13,996,246	16,304	\$18,125,791
Broadcast Services	819	\$1,946,563	3,671	\$7,594,236	2,846	\$6,013,279	3,307	\$8,323,416
Business School	161	\$400,963	3,929	\$9,780,051	3,776	\$9,015,823	4,403	\$10,271,846
Dentistry	143	\$95,335	1,281	\$1,107,001	1,191	\$1,299,418	1,353	\$1,419,981
Education	110	\$19,445	1,565	\$1,198,415	1,637	\$1,436,317	1,888	\$1,790,300
Engineering	275	\$1,060,053	3,995	\$11,763,581	3,667	\$16,646,783	4,157	\$20,093,019
Evans Schl. of Pub. Affairs	49	\$25,200	380	\$2,327,562	437	\$611,084	615	\$780,802
Forest Resources	164	\$75,634	1,049	\$1,252,546	935	\$2,143,880	1,010	\$2,485,778
Graduate School	23	\$8,770	386	\$1,543,580	658	\$2,035,221	681	\$2,352,479
Information School	29	\$14,632	604	\$404,883	545	\$367,784	605	\$401,173
Intercollegiate Athletics	729	\$854,181	12,254	\$16,923,631	11,555	\$12,442,383	20,414	\$17,642,469
Law	158	\$163,144	1,738	\$1,535,352	1,670	\$35,936,392	1,985	\$36,124,321
Libraries	484	\$62,172	4,052	\$1,058,559	3,862	\$1,137,172	4,254	\$1,278,400
Nursing	72	\$109,789	1,682	\$5,131,664	1,659	\$1,411,743	1,795	\$1,638,532
Ocean and Fisheries	62	\$56,597	716	\$2,117,149	633	\$7,363,817	676	\$7,379,889
Pharmacy	88	\$40,602	1,083	\$1,326,671	1,142	\$1,427,528	1,214	\$1,650,696
President's Funds	138	\$22,814	1,858	\$497,270	1,604	\$659,914	1,812	\$711,430
Public Health	83	\$14,948	684	\$569,727	636	\$761,838	744	\$891,850
Scholar. & Student Progs.	600	\$1,178,468	3,301	\$11,091,335	2,889	\$7,378,020	3,201	\$8,473,021
Social Work	118	\$28,841	883	\$4,198,143	741	\$562,596	814	\$582,220
UW Alumni Association	3,403	\$156,951	19,141	\$942,539	16,851	\$852,694	21,560	\$1,117,494
University Press	16	\$64,814	230	\$1,719,454	373	\$395,657	417	\$512,227
University Support	285	\$56,362	1,803	\$3,932,752	2,162	\$6,462,604	2,796	\$7,884,789
UW Bothell	81	\$5,282	421	\$351,350	417	\$134,717	532	\$193,379
UW Tacoma	86	\$41,551	629	\$1,976,701	597	\$1,969,687	769	\$3,175,481
<b>All UW Unique Total</b>	<b>12,585</b>	<b>\$8,580,898</b>	<b>83,285</b>	<b>\$133,110,195</b>	<b>78,020</b>	<b>\$180,494,199</b>	<b>97,391</b>	<b>\$207,744,231</b>

Source: UW Office of Development

The number of donors and contribution totals (gifts only) for the major Development areas of the University are shown. Dollar values are based on donor values.

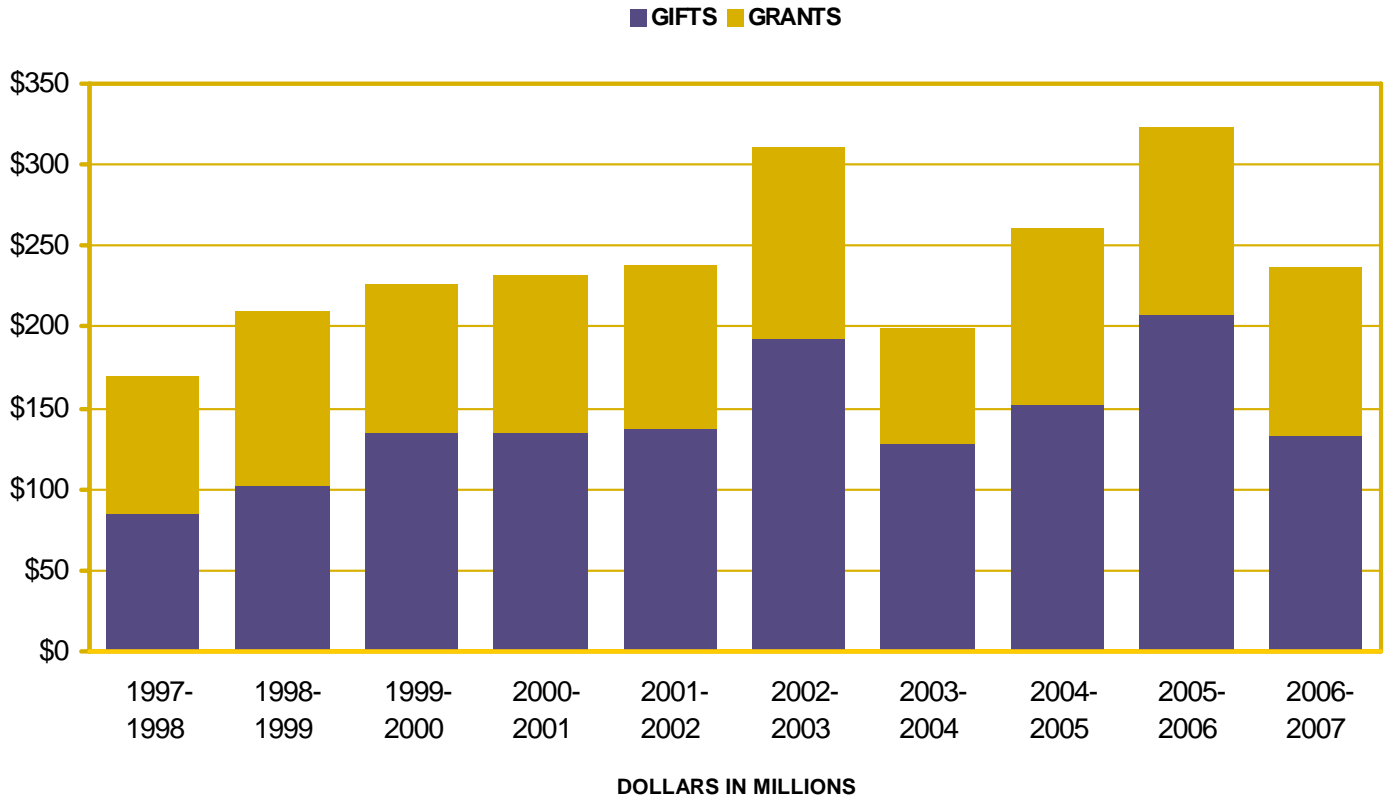
Job Number: 74963

April 2007

Development Area Summary - Gifts



COMPLETE FISCAL YEAR COMPARISON OF TOTAL CONTRIBUTIONS RECEIVED



FISCAL YEAR	GIFTS	GRANTS	TOTAL CONTRIBUTIONS
2006- 2007	\$133,110,195	\$103,201,128	\$236,311,323
2005- 2006	\$207,744,231	\$115,261,186	\$323,005,417
2004- 2005	\$151,969,925	\$108,802,371	\$260,772,296
2003- 2004	\$128,174,367	\$71,603,323	\$199,777,690
2002- 2003	\$192,573,183	\$118,677,722	\$311,250,905
2001- 2002	\$137,959,340	\$100,820,547	\$238,779,887
2000- 2001	\$134,805,190	\$97,112,979	\$231,918,169
1999- 2000	\$134,037,997	\$91,536,165	\$225,574,162
1998- 1999	\$102,925,077	\$107,619,586	\$210,544,663
1997- 1998	\$84,718,016	\$85,276,615	\$169,994,631

Source: UW Office of Development

This graph compares the current fiscal year's contribution totals to each of the previous nine fiscal year's contribution totals.

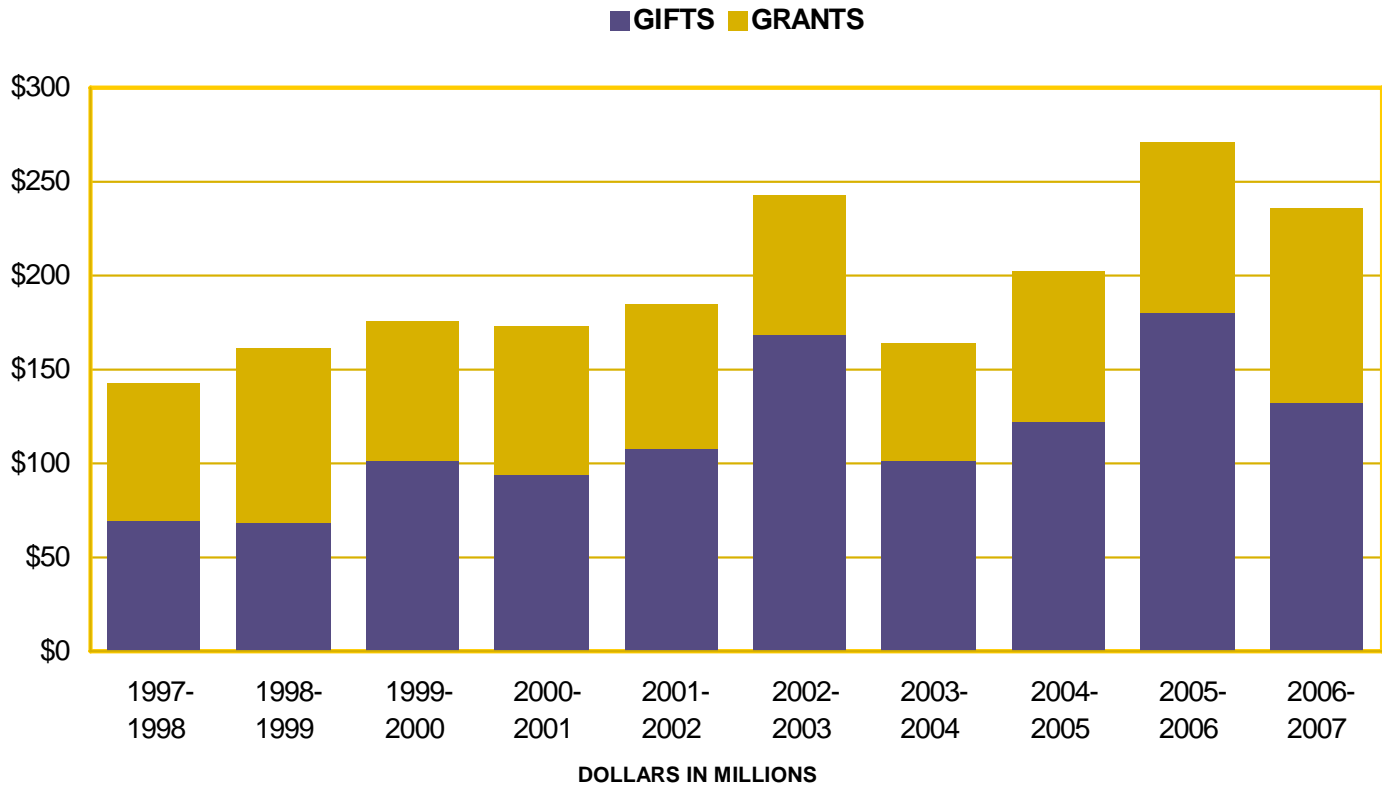
Job Number: 74963

April 2007

Fiscal Year Totals Graph



## YEAR TO DATE CONTRIBUTION TOTALS



FISCAL YEAR	GIFTS	GRANTS	TOTAL CONTRIBUTIONS
2006- 2007	\$133,110,195	\$103,201,128	\$236,311,323
2005- 2006	\$180,494,199	\$90,387,665	\$270,881,863
2004- 2005	\$122,122,874	\$80,143,890	\$202,266,764
2003- 2004	\$101,365,172	\$62,684,981	\$164,050,153
2002- 2003	\$168,025,960	\$75,232,159	\$243,258,119
2001- 2002	\$108,064,405	\$76,888,322	\$184,952,727
2000- 2001	\$94,005,546	\$78,829,602	\$172,835,148
1999- 2000	\$100,697,725	\$74,876,551	\$175,574,276
1998- 1999	\$68,118,697	\$94,018,598	\$162,137,295
1997- 1998	\$70,275,796	\$72,238,514	\$142,514,310

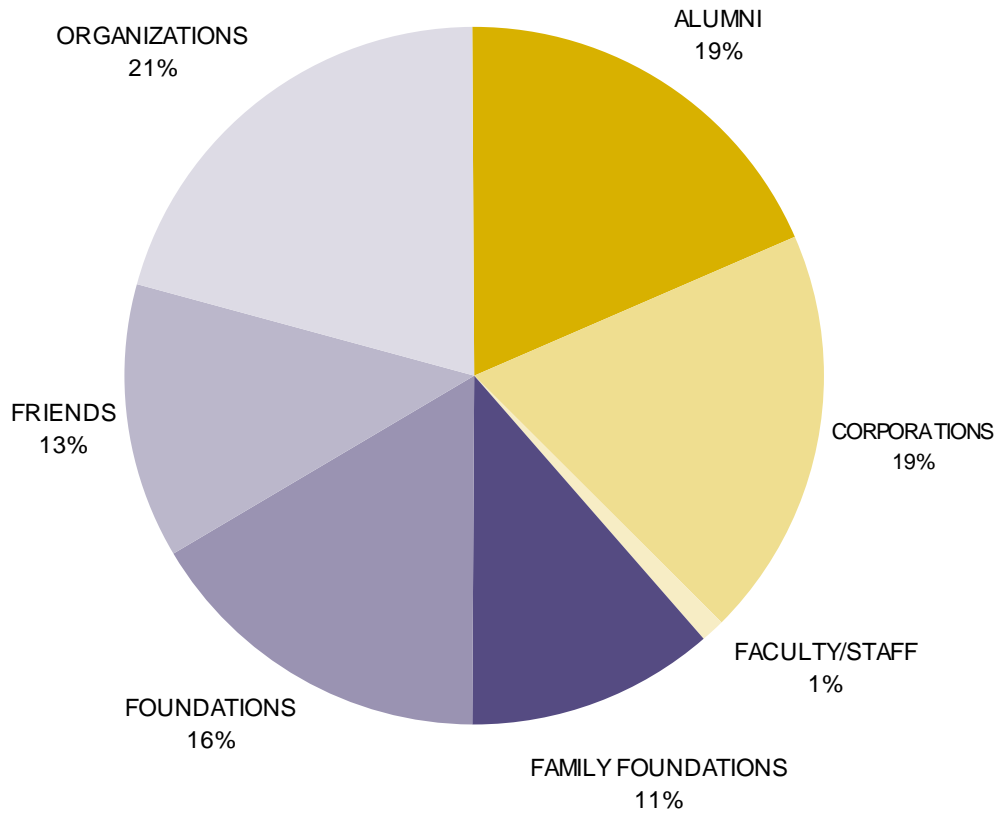
Source: UW Office of Development

This graph compares the current fiscal year's contribution totals to each of the previous nine fiscal year's contribution totals.





DEVELOPMENT ACTIVITY BY DONOR TYPE IN CURRENT FISCAL YEAR



DONOR TYPE	YEAR TO DATE		PRIOR YEAR TO DATE		PRIOR FISCAL YEAR	
	Donors	Value	Donors	Value	Donors	Value
Alumni	44,529	\$44,185,938	42,419	\$49,416,670	51,440	\$59,214,863
Corporations	2,621	\$44,404,103	2,867	\$50,615,743	3,523	\$62,670,936
Faculty/Staff	3,122	\$2,952,724	3,052	\$2,470,852	3,701	\$2,957,964
Family Foundations	141	\$26,858,377	160	\$70,556,636	173	\$82,336,824
Foundations	354	\$38,224,414	400	\$41,207,672	444	\$48,525,785
Friends	32,413	\$30,508,527	29,223	\$23,017,032	38,220	\$27,738,180
Organizations	486	\$49,177,241	473	\$33,597,258	558	\$39,560,865

Source: UW Office of Development

This graph shows the sources of contributions for the current year to date. Dollar values are based on donor value.

Job Number: 74963  
 April 2007

Development Activity by Donor Type in Current Fiscal Year Chart





## ALUMNI PARTICIPATION BY CONSTITUENCY

AREA	CURRENT FISCAL YEAR TO DATE			PREVIOUS FISCAL YEAR TO DATE			
	Solicitible	Donors	Partic. Rate	Solicitible	Donors	Partic. Rate	Final %
UW Seattle							
UW Medicine	16,867	3,132	18.6%	16,049	2,944	18.3%	20.4%
Architecture	7,709	1,242	16.1%	7,393	1,235	16.7%	18.7%
Arts and Sciences	138,301	18,472	13.4%	126,129	17,506	13.9%	15.6%
Business School	36,594	6,618	18.1%	34,923	6,235	17.9%	20.2%
Dentistry	4,525	1,087	24.0%	4,388	1,090	24.8%	27.4%
Education	19,116	3,191	16.7%	18,434	3,182	17.3%	19.2%
Engineering	31,945	4,513	14.1%	30,120	4,184	13.9%	15.7%
Evans School of Public Affairs	2,119	428	20.2%	1,964	416	21.2%	25.4%
Forest Resources	4,603	681	14.8%	4,446	675	15.2%	16.5%
Interdisc. Grad. Programs	1,463	211	14.4%	1,296	194	15.0%	17.3%
Interdisc. Undergrad. Programs	170	27	15.9%	119	7	5.9%	10.9%
Interschool Programs	353	50	14.2%	286	33	11.5%	14.7%
Information School	4,202	816	19.4%	3,976	800	20.1%	22.4%
Law	7,593	1,573	20.7%	7,320	1,567	21.4%	24.1%
School of Nursing	8,469	1,779	21.0%	8,181	1,727	21.1%	23.0%
Ocean & Fisheries	3,866	619	16.0%	3,642	605	16.6%	18.6%
Pharmacy	3,364	875	26.0%	3,255	879	27.0%	29.1%
Public Health	4,104	714	17.4%	3,766	680	18.1%	20.5%
Social Work	6,232	940	15.1%	5,804	891	15.4%	16.8%
UW Bothell	5,245	572	10.9%	4,324	491	11.4%	13.5%
UW Tacoma	5,850	572	9.8%	4,892	443	9.1%	11.8%
Unspecified	11,278	2,110	18.7%	11,097	2,074	18.7%	20.6%
<b>All UW Total</b>	<b>297,648</b>	<b>44,529</b>	<b>15.0%</b>	<b>276,793</b>	<b>42,419</b>	<b>15.3%</b>	<b>18.6%</b>

Source: UW Office of Development

Job Number: 74963  
April 2007

Alumni Participation

