

VII. STANDING COMMITTEES

B. Finance, Audit and Facilities Committee

UW

Report of Contributions

University of Washington
University of Washington Foundation

May, 2007

NOTES AS OF MAY 31, 2007

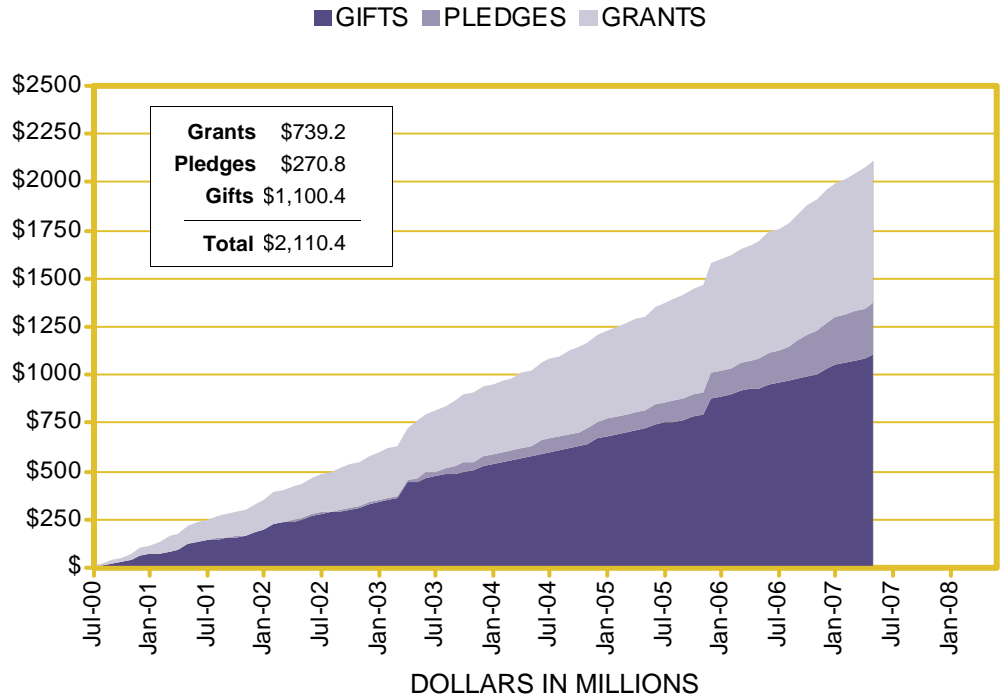
DATA POINTS

\$2,110,360,230 has been raised toward our campaign goal of \$2.5 billion.

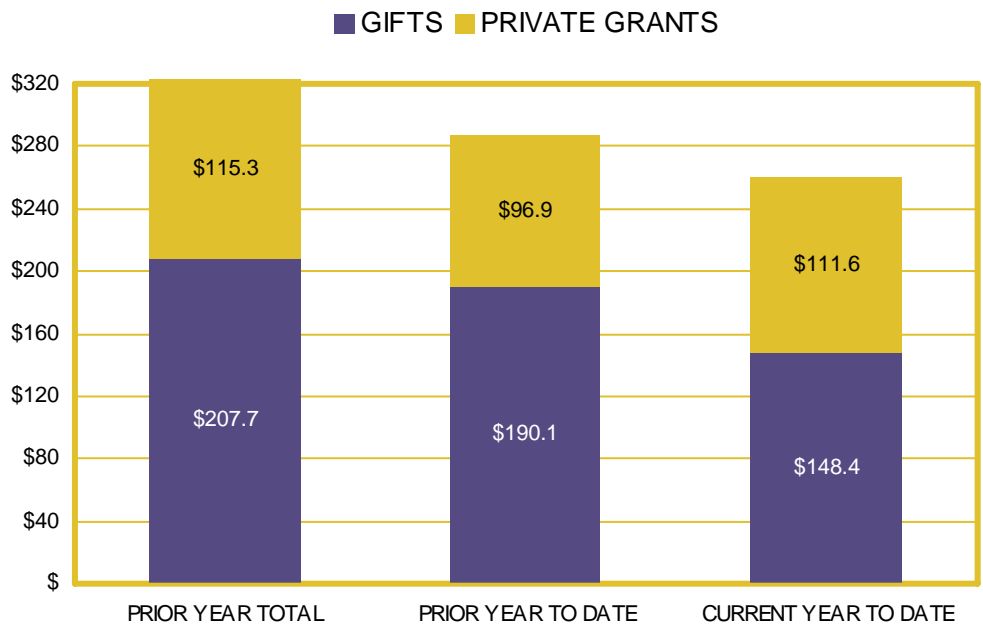
The UW received \$23.7 million in total private voluntary support (\$15.3 million in gifts and \$8.4 in grants) in May.

Areas including Arts and Sciences, Broadcast Services, Business School, Education, Evans Schl. of Pub. Affairs, Graduate School, Information School, Intercollegiate Athletics, Nursing, Pharmacy, Public Health, Scholar. & Student Progs., Social Work and UW Alumni Association are ahead of last year's year-to-date totals.

FUNDRAISING PROGRESS SINCE JULY 1, 2000



CURRENT GIFT AND PRIVATE GRANT TOTALS



MAY 2007 GIFTS AND IMPACT

Selected gifts representing private support for one of the University of Washington's key fundraising priorities -- student, faculty, program and facility support.

Don and Cindy Hacherl - \$216,000 to the College of Engineering

- This gift completes the Hacherls' \$400,000 pledge to create an endowed graduate fellowship in Computer Science and Engineering under the University of Washington's Students First matching initiative, which will add a \$200,000 match to the endowment.
- The Hacherl Endowed Graduate Fellowship will provide support to students pursuing graduate work in computer systems. The endowment will be available to students who qualify for financial aid and may be used to fund tuition, fees and other required costs of a UW graduate education. The first fellowship awards will be granted in Spring 2008.
- The Students First matching initiative addresses a critical goal for the University and the College of Engineering – increasing access for deserving students by removing financial barriers.

Wenonah Sharpe - \$10,000 to the College of Forest Resources

- This gift to the Grant and Wenonah Sharpe Fellowship in Park and Wildland Sustainability will support UW graduate students researching environmental sustainability.
- Mrs. Sharpe's husband, Grant Sharpe, was internationally recognized for his work in conservation, restoration & environmental stewardship of parks, open spaces and wildlands. He was a member of the College of Forest Resources faculty from 1967 to 1990. Mrs. Sharpe's gift will receive a 100% match from the University of Washington through the Faculty/Staff/Retiree Campaign.
- Wenonah Sharpe and her daughter, Kathryn, along with UW Professor Gordon Bradley and several College of Forest Resources alumni and friends began the fellowship; additional funding will be sought from alumni, foundations, and corporations who value natural resource sustainability.

Bette Sholund - \$25,000 to the School of Nursing

- This payment completes a \$50,000 pledge to create the Helen Campbell Sofranac Memorial Endowed Scholarship in Nursing. Ms. Sholund created this scholarship in honor of her sister, Helen, who obtained her nursing degree from the St. Peter School of Nursing in Olympia, WA. She remained a practicing nurse for 35 years, serving in the Army Nurse Corps during World War II and at the San Francisco Veteran's Hospital.
- The Helen Campbell Sofranac Endowed Scholarship will ensure her legacy lives on by providing future nurses with financial support to continue their studies. Helen was diagnosed with multiple myeloma cancer in 2004 and died in 2005.
- By the year 2020, experts predict a shortage of up to 800,000 registered nurses, or 20 percent of U.S. needs. Endowed support such as the Sofranac Memorial Endowed Scholarship provides greater incentive for more students to enter the profession and for the best students to choose UW.





REPORT OF CONTRIBUTIONS

May 2007

CAMPAIGN UW: CREATING FUTURES

Report prepared by: Office of Development and Alumni Relations
Advancement Services, Information Management

6/8/2007 06:16 PM

TABLE OF CONTENTS

Campaign Progress to Date*	1
Campaign Progress by Giving Level*	2
Campaign Progress Pyramid*	3
Campaign Progress by Constituency*	4
Campaign Theme Progress*	5
Development Area Summary - Total Private Voluntary Support	6
Development Area Summary - Gifts and Private Grants	7
Development Area Summary - Gifts	8
Complete Fiscal Year Comparison	9
Year to Date Contribution Totals	10
Development Activity by Donor Type	11
Alumni Participation by Constituency	12

*All Campaign totals represented are from July 1, 2000 through the end of the preceding calendar month. Please note that grant revenue totals in Campaign Reports may contain clinical trials. Fundraising totals from all affiliated non-profit organizations are also included in UW Campaign totals.

The UW Campaign Executive Committee developed the counting policy for Campaign reports, based on Council for Advancement and Support of Education (CASE) campaign counting standards.

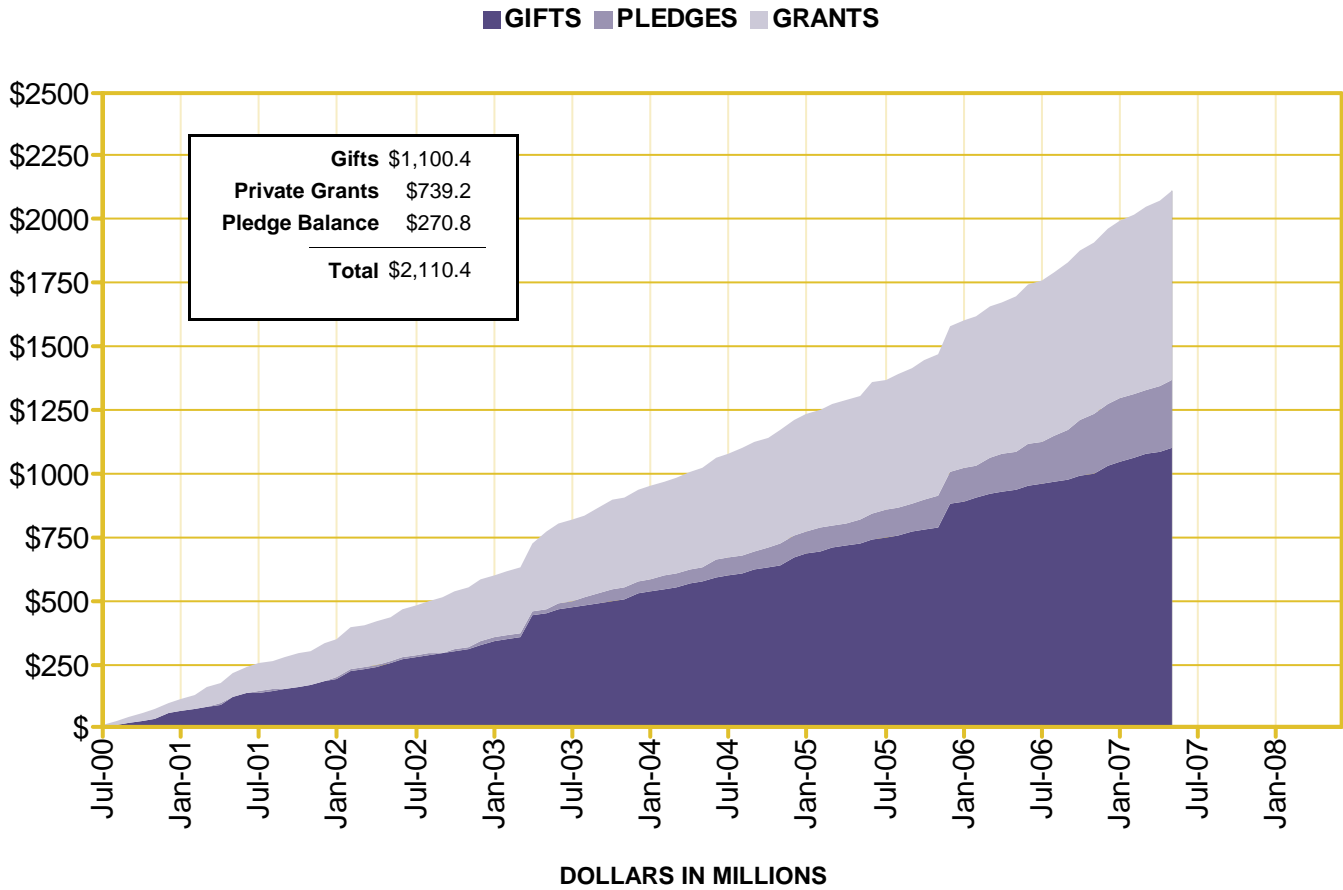
Annual reporting is July 1, 2006 through the end of the preceding calendar month.

Job Number: 75364
May 2007

Table of Contents



CAMPAIGN PROGRESS SINCE JULY 1, 2000



Source: UW Office of Development

Summarizes Total Private Voluntary Support since July 1, 2000. Testamentary Commitments included in Pledge Balance total. All dollar totals in millions.

Job Number: 75364
 May 2007

Fundraising Progress Since July 1, 2000



CAMPAIGN PROGRESS BY GIVING LEVEL

DOLLARS RAISED							
Gifts, Pledges & Grants							
Giving Level *	Alumni	Non Alumni	Family Fndns.	Corporations	Foundations	Other Orgs.	Total
\$100M+	\$0	\$35,220	\$249,013,994	\$0	\$0	\$0	\$249,049,214
\$50M - \$99,999,999	\$0	\$0	\$0	\$0	\$0	\$0	\$0
\$10M - \$49,999,999	\$45,899,624	\$85,515,253	\$33,982,500	\$71,758,610	\$103,690,503	\$41,538,192	\$382,384,682
\$5M - \$9,999,999	\$39,029,903	\$7,308,072	\$0	\$52,243,862	\$45,335,572	\$69,492,519	\$213,409,927
\$1M - \$4,999,999	\$134,220,053	\$68,973,073	\$32,485,154	\$125,367,533	\$110,751,575	\$91,592,510	\$563,389,898
\$100,000 - \$999,999	\$100,998,921	\$75,342,802	\$24,713,154	\$133,561,651	\$66,924,702	\$60,262,590	\$461,803,819
\$25,000 - \$99,999	\$27,522,824	\$20,961,564	\$2,948,962	\$31,415,913	\$7,916,702	\$10,704,932	\$101,470,897
\$10,000 - \$24,999	\$20,290,498	\$14,431,845	\$876,970	\$10,534,547	\$1,796,923	\$2,243,874	\$50,174,657
\$5,000 - \$9,999	\$13,003,362	\$9,693,504	\$276,774	\$4,964,085	\$589,230	\$773,959	\$29,300,915
\$2,000 - \$4,999	\$9,611,775	\$7,810,492	\$68,557	\$3,350,274	\$261,231	\$493,985	\$21,596,314
\$1,000 - \$1,999	\$6,091,721	\$4,855,797	\$24,491	\$1,453,701	\$78,855	\$235,103	\$12,739,668
\$500 - \$999	\$5,450,760	\$4,081,223	\$4,960	\$717,357	\$33,366	\$95,290	\$10,382,956
\$250 - \$499	\$3,586,602	\$2,304,756	\$1,450	\$306,033	\$11,855	\$44,162	\$6,254,858
\$100 - \$249	\$3,041,764	\$2,152,851	\$2,665	\$292,723	\$7,112	\$33,345	\$5,530,461
\$1 - \$99	\$1,455,230	\$1,328,932	\$189	\$75,340	\$1,096	\$11,176	\$2,871,964
Total	\$410,203,036	\$304,795,385	\$344,399,820	\$436,041,631	\$337,398,722	\$277,521,635	\$2,110,360,230
DONOR COUNTS							
Giving Level	Alumni	Non Alumni	Family Fndns.	Corporations	Foundations	Other Orgs.	Total
\$100M+	0	2	1	0	0	0	3
\$50M - \$99,999,999	0	0	0	0	0	0	0
\$10M - \$49,999,999	12	10	4	5	6	3	40
\$5M - \$9,999,999	8	5	0	7	7	9	36
\$1M - \$4,999,999	111	100	16	60	48	46	381
\$100,000 - \$999,999	587	659	76	488	201	195	2,206
\$25,000 - \$99,999	1,101	1,116	71	685	160	212	3,345
\$10,000 - \$24,999	2,442	2,285	61	791	123	153	5,855
\$5,000 - \$9,999	3,329	3,150	45	833	99	127	7,583
\$2,000 - \$4,999	5,131	5,472	24	1,281	91	178	12,177
\$1,000 - \$1,999	6,849	6,917	21	1,317	66	204	15,374
\$500 - \$999	10,970	10,574	11	1,304	55	161	23,075
\$250 - \$499	13,138	10,987	5	1,063	38	142	25,373
\$100 - \$249	23,542	22,338	18	2,267	51	260	48,476
\$1 - \$99	41,044	47,493	4	1,930	25	314	90,810
Total	108,264	111,108	357	12,031	970	2,004	234,734


Source: UW Office of Development & Alumni Relations

This report shows the count of distinct donors and campaign total by giving level and donor type since July 1, 2000.

**"Giving Level" is determined by summing all gift record types (including grants)



CAMPAIGN PROGRESS BY PYRAMID, SINCE JULY 1, 2000



234,734 Donor Count

Campaign Total: \$2,110,360,230

*Campaign Working Goal: \$2,500,000,000

Percent Complete: 84.4%

Source: UW Office of Development

The counts of distinct donors and fundraising totals by giving level are shown.

*Unit campaign goals are still being finalized.

Pyramid Levels are determined by summing all gift record types (including grants)



CAMPAIGN PROGRESS BY CONSTITUENCY

	GIFTS	Irrevocable Deferred Gifts		PLEDGES	Testamentary Commitments		GRANTS	Campaign - Private Voluntary Support		
		Donor Value	Discount Value		Donor Value	Discount Value		TOTAL	Working Goal	% of Goal
UW Medicine	\$297,382,926	\$11,624,834	\$6,500,110	\$43,405,109	\$29,301,186	\$10,576,273	\$379,819,785	\$761,533,840	\$1,000,000,000	76.2%
Architecture	\$8,007,945	\$2,244,117	\$663,889	\$1,251,317	\$2,225,000	\$1,294,992	\$3,991,304	\$17,719,683	\$19,000,000	93.3%
Arts and Sciences	\$112,830,625	\$6,628,877	\$4,312,985	\$9,800,437	\$37,554,000	\$24,285,333	\$73,702,582	\$240,516,522	\$240,000,000	100.2%
Broadcast Services	\$49,816,513	\$0	\$0	\$12,254	\$0	\$0	\$0	\$49,828,767	N/A	N/A
Business School	\$63,950,366	\$1,025,743	\$702,307	\$39,718,420	\$7,905,271	\$5,411,103	\$368,335	\$112,968,134	\$135,000,000	83.7%
Dentistry	\$8,067,335	\$246,992	\$136,080	\$2,177,233	\$835,000	\$476,232	\$4,246,861	\$15,573,422	\$15,000,000	103.8%
Education	\$11,113,796	\$28,552	\$25,515	\$2,733,034	\$2,050,000	\$1,261,668	\$15,222,939	\$31,148,321	\$23,000,000	135.4%
Engineering	\$136,531,744	\$2,659,904	\$1,410,636	\$7,495,565	\$7,364,691	\$2,946,075	\$81,317,589	\$235,369,493	\$250,000,000	94.1%
Evans Schl. of Pub. Affairs	\$11,742,501	\$81,135	\$84,921	\$1,285,799	\$500,000	\$265,793	\$40,116,336	\$53,725,771	\$40,000,000	134.3%
Forest Resources	\$9,846,166	\$646,572	\$522,374	\$56,783	\$2,915,000	\$1,609,906	\$3,876,087	\$17,340,607	\$17,700,000	98.0%
Friday Harbor Labs	\$6,200,957	\$153,242	\$78,775	\$185,771	\$5,255,000	\$2,978,876	\$862,743	\$12,657,713	\$12,000,000	105.5%
Information School	\$3,159,603	\$25,000	\$8,102	\$179,518	\$100,000	\$64,666	\$1,420,959	\$4,885,080	\$5,000,000	97.7%
Intercollegiate Athletics	\$108,727,697	\$246,570	\$168,346	\$3,754,858	\$210,000	\$133,886	\$0	\$112,939,125	\$110,000,000	102.7%
Law	\$60,837,526	\$70,832	\$38,401	\$829,743	\$674,988	\$417,533	\$1,176,222	\$63,589,310	\$70,000,000	90.8%
Libraries	\$6,559,010	\$442,146	\$356,155	\$101,264	\$1,827,000	\$799,675	\$475,708	\$9,405,127	\$9,000,000	104.5%
Nursing	\$10,660,910	\$3,295,000	\$2,399,578	\$1,058,510	\$3,322,799	\$1,693,681	\$8,548,437	\$26,885,656	\$24,000,000	112.0%
Ocean and Fisheries	\$14,245,354	\$5,823,186	\$2,690,092	\$43,018	\$0	\$0	\$26,462,122	\$46,573,680	\$34,000,000	137.0%
Pharmacy	\$9,814,379	\$0	\$0	\$627,507	\$0	\$0	\$5,067,236	\$15,509,122	\$10,260,000	151.2%
President's Funds	\$5,929,721	\$698,472	\$561,864	\$306,879	\$3,230,000	\$1,543,929	\$0	\$10,165,073	N/A	N/A
Public Health	\$14,070,079	\$50,259	\$32,171	\$873,812	\$0	\$0	\$67,990,435	\$82,984,586	\$90,000,000	92.2%
Scholar. & Student Progs.	\$40,829,359	\$1,826,486	\$794,248	\$2,126,170	\$6,668,333	\$3,480,903	\$1,864,332	\$53,314,680	\$40,000,000	133.3%
Social Work	\$6,208,193	\$290,566	\$158,012	\$6,082,243	\$0	\$0	\$6,552,994	\$19,133,996	\$10,000,000	191.3%
University Press	\$3,712,165	\$108,239	\$84,817	\$15,470	\$0	\$0	\$0	\$3,835,874	\$3,000,000	127.9%
University Support	\$36,762,790	\$1,858,394	\$1,011,102	\$5,560,029	\$12,050,000	\$5,339,222	\$15,275,894	\$71,507,107	N/A	N/A
UW Bothell	\$2,548,104	\$0	\$0	\$47,913	\$0	\$0	\$750,500	\$3,346,517	\$5,700,000	58.7%
UW Tacoma	\$20,561,700	\$195,000	\$175,352	\$14,341,067	\$2,725,000	\$1,535,533	\$80,257	\$37,903,024	\$35,000,000	108.3%
All UW Total	\$1,060,117,465	\$40,270,118	\$22,915,832	\$144,069,723	\$126,713,268	\$66,115,279	\$739,189,656	\$2,110,360,230	\$2,500,000,000	84.4%

Source: UW Office of Development

Fundraising progress toward campaign working goals by constituency area (school/college/program). Campaign total is the sum of gifts, grants, active pledges and donor values of irrevocable deferred gifts and testamentary commitments. "N/A" is not applicable. 1 - "Pledges" are those in active status only. 2 - "Grants" are private grants only. 3 - Unit campaign working goals are still being finalized.

Job Number: 75364
May 2007

Campaign Progress by Constituency - Since July 2000



CAMPAIGN FUNDING THEME PROGRESS - JULY 2000 - PRESENT

THEME	CURRENT USE	ENDOWMENT	TOTAL
Student Support	\$101,607,613	\$179,618,739	\$281,226,352
Faculty Support	\$91,623,043	\$136,169,103	\$227,792,146
Program Support for Faculty and Students	\$965,073,100	\$135,991,874	\$1,101,064,974
Capital	\$289,891,288	\$1,778,269	\$291,669,557
Unrestricted	\$176,515,068	\$32,092,133	\$208,607,200
Total	\$1,624,710,112	\$485,650,118	\$2,110,360,230
Goal	\$2,000,000,000	\$500,000,000	\$2,500,000,000
% to Goal	81.2%	97.1%	84.4%

Source: UW Office of Development

This report shows contribution totals by campaign theme/priority since July 1, 2000.

Job Number: 75364
 May 2007

Campaign Theme Progress



DEVELOPMENT SUMMARY - TOTAL PRIVATE VOLUNTARY SUPPORT

AREA	YEAR TO DATE DONOR VALUES		
	GIFTS	PRIVATE GRANTS	TOTAL
UW Seattle			
UW Medicine	\$29,999,724	\$62,530,610	\$92,530,334
Architecture	\$989,263	\$269,381	\$1,258,644
Arts and Sciences	\$19,721,149	\$9,936,547	\$29,657,696
Broadcast Services	\$8,430,330		\$8,430,330
Business School	\$10,360,961	\$28,347	\$10,389,308
Dentistry	\$1,158,703	\$400,561	\$1,559,265
Education	\$1,304,575	\$2,442,499	\$3,747,074
Engineering	\$13,671,126	\$10,596,969	\$24,268,095
Evans Schl. of Pub. Affairs	\$2,335,846	\$3,943,773	\$6,279,619
Forest Resources	\$1,316,597	\$481,801	\$1,798,398
Graduate School	\$1,563,846	\$784,346	\$2,348,192
Information School	\$430,704	\$173,724	\$604,428
Intercollegiate Athletics	\$18,092,910		\$18,092,910
Law	\$2,169,872	\$186,680	\$2,356,552
Libraries	\$1,098,378		\$1,098,378
Nursing	\$5,177,599	\$725,417	\$5,903,016
Ocean and Fisheries	\$2,464,116	\$4,069,220	\$6,533,336
Pharmacy	\$1,509,016	\$811,732	\$2,320,748
President's Funds	\$570,919		\$570,919
Public Health	\$613,079	\$9,430,628	\$10,043,708
Scholar. & Student Progs.	\$11,875,778	\$1,000,000	\$12,875,778
Social Work	\$4,218,718	\$1,272,723	\$5,491,441
UW Alumni Association	\$1,091,384		\$1,091,384
University Press	\$1,798,598		\$1,798,598
University Support	\$3,975,583	\$2,479,622	\$6,455,205
UW Bothell	\$373,074		\$373,074
UW Tacoma	\$2,135,519	\$5,567	\$2,141,086
All UW Total	\$148,447,378	\$111,570,151	\$260,017,529

Source: UW Office of Development

Contribution totals for the major Development areas of the University are shown.

Job Number: 75364

May 2007

Development Area Summary - Total Private Voluntary Support



DEVELOPMENT SUMMARY - GIFTS AND PRIVATE GRANTS

AREA	CURRENT MONTH		YEAR TO DATE		PRIOR YEAR TO DATE		PRIOR FISCAL YEAR	
	Donors	Value	Donors	Value	Donors	Value	Donors	Value
UW Seattle								
UW Medicine	3,310	\$9,631,100	17,364	\$92,530,334	17,145	\$93,285,325	18,379	\$108,952,952
Architecture	136	\$64,235	1,456	\$1,258,644	1,254	\$5,247,201	1,316	\$5,313,848
Arts and Sciences	1,925	\$3,911,192	16,328	\$29,657,696	15,044	\$21,916,287	16,381	\$26,555,640
Broadcast Services	739	\$845,450	3,924	\$8,430,330	2,863	\$6,418,944	3,307	\$8,323,416
Business School	437	\$581,159	4,271	\$10,389,308	4,125	\$9,908,285	4,406	\$10,411,034
Dentistry	100	\$71,701	1,333	\$1,559,265	1,303	\$1,698,631	1,363	\$1,760,021
Education	355	\$369,628	1,811	\$3,747,074	1,844	\$2,624,469	1,895	\$2,916,481
Engineering	478	\$2,377,725	4,387	\$24,268,095	4,031	\$34,804,876	4,224	\$38,867,802
Evans Schl. of Pub. Affairs	103	\$333,122	468	\$6,279,619	524	\$5,812,799	630	\$5,997,460
Forest Resources	122	\$126,001	1,148	\$1,798,398	968	\$2,950,165	1,024	\$3,078,045
Graduate School	20	\$20,266	402	\$2,348,192	667	\$2,196,654	683	\$2,470,722
Information School	48	\$25,820	626	\$604,428	568	\$430,595	610	\$811,461
Intercollegiate Athletics	399	\$1,174,148	12,432	\$18,092,910	11,720	\$12,774,911	20,414	\$17,642,469
Law	151	\$666,500	1,851	\$2,356,552	1,823	\$36,058,665	1,987	\$36,175,919
Libraries	264	\$39,818	4,284	\$1,098,378	4,125	\$1,234,374	4,256	\$1,343,782
Nursing	136	\$45,934	1,772	\$5,903,016	1,727	\$2,407,442	1,814	\$2,856,427
Ocean and Fisheries	76	\$238,409	774	\$6,533,336	684	\$14,014,011	708	\$14,035,193
Pharmacy	68	\$182,345	1,114	\$2,320,748	1,192	\$1,718,315	1,219	\$1,896,947
President's Funds	206	\$75,149	1,946	\$570,919	1,680	\$697,639	1,812	\$711,430
Public Health	89	\$1,351,273	744	\$10,043,708	727	\$7,751,223	793	\$8,346,379
Scholar. & Student Progs.	582	\$784,442	3,641	\$12,875,778	3,067	\$8,230,896	3,203	\$8,712,482
Social Work	94	\$20,574	950	\$5,491,441	796	\$1,182,605	821	\$1,187,969
UW Alumni Association	4,019	\$149,295	22,888	\$1,091,384	18,738	\$963,209	21,560	\$1,117,494
University Press	66	\$79,144	276	\$1,798,598	386	\$420,557	417	\$512,227
University Support	387	\$342,880	2,147	\$6,455,205	2,533	\$8,428,529	2,803	\$8,933,954
UW Bothell	187	\$21,724	581	\$373,074	505	\$868,473	533	\$893,379
UW Tacoma	164	\$158,818	733	\$2,141,086	679	\$3,009,615	770	\$3,180,471
All UW Unique Total	13,804	\$23,687,867	91,218	\$260,017,529	83,616	\$287,054,707	97,876	\$323,005,417

Source: UW Office of Development

The number of donors and contribution totals for the major Development areas of the University are shown. Dollar values are based on donor values.

Job Number: 75364

May 2007

Development Area Summary - Gifts and Private Grants



DEVELOPMENT SUMMARY - GIFTS

AREA	CURRENT MONTH		YEAR TO DATE		PRIOR YEAR TO DATE		PRIOR FISCAL YEAR	
	Donors	Value	Donors	Value	Donors	Value	Donors	Value
UW Seattle								
UW Medicine	3,263	\$4,587,966	17,119	\$29,999,724	16,882	\$47,414,301	18,096	\$49,328,735
Architecture	136	\$64,235	1,449	\$989,263	1,252	\$3,068,053	1,313	\$3,114,700
Arts and Sciences	1,920	\$3,257,498	16,265	\$19,721,149	14,973	\$14,843,291	16,304	\$18,125,791
Broadcast Services	739	\$845,450	3,924	\$8,430,330	2,863	\$6,418,944	3,307	\$8,323,416
Business School	437	\$581,159	4,270	\$10,360,961	4,122	\$9,814,097	4,403	\$10,271,846
Dentistry	99	\$51,701	1,324	\$1,158,703	1,294	\$1,373,393	1,353	\$1,419,981
Education	353	\$107,160	1,802	\$1,304,575	1,837	\$1,498,288	1,888	\$1,790,300
Engineering	474	\$1,907,619	4,338	\$13,671,126	3,965	\$17,554,629	4,157	\$20,093,019
Evans Schl. of Pub. Affairs	101	\$8,284	448	\$2,335,846	510	\$713,239	615	\$780,802
Forest Resources	119	\$64,064	1,132	\$1,316,597	954	\$2,371,898	1,010	\$2,485,778
Graduate School	20	\$20,266	397	\$1,563,846	665	\$2,086,860	681	\$2,352,479
Information School	48	\$25,820	623	\$430,704	564	\$391,859	605	\$401,173
Intercollegiate Athletics	399	\$1,174,148	12,432	\$18,092,910	11,720	\$12,774,911	20,414	\$17,642,469
Law	150	\$634,520	1,847	\$2,169,872	1,821	\$36,007,067	1,985	\$36,124,321
Libraries	264	\$39,818	4,284	\$1,098,378	4,123	\$1,168,992	4,254	\$1,278,400
Nursing	136	\$45,934	1,765	\$5,177,599	1,710	\$1,432,907	1,795	\$1,638,532
Ocean and Fisheries	72	\$46,966	747	\$2,464,116	652	\$7,376,207	676	\$7,379,889
Pharmacy	68	\$182,345	1,107	\$1,509,016	1,187	\$1,472,064	1,214	\$1,650,696
President's Funds	206	\$75,149	1,946	\$570,919	1,680	\$697,639	1,812	\$711,430
Public Health	83	\$41,851	708	\$613,079	681	\$839,564	744	\$891,850
Scholar. & Student Progs.	582	\$784,442	3,641	\$11,875,778	3,065	\$8,164,440	3,201	\$8,473,021
Social Work	94	\$20,574	941	\$4,218,718	789	\$576,856	814	\$582,220
UW Alumni Association	4,019	\$149,295	22,888	\$1,091,384	18,738	\$963,209	21,560	\$1,117,494
University Press	66	\$79,144	276	\$1,798,598	386	\$420,557	417	\$512,227
University Support	387	\$342,880	2,141	\$3,975,583	2,528	\$7,491,169	2,796	\$7,884,789
UW Bothell	187	\$21,724	581	\$373,074	504	\$168,473	532	\$193,379
UW Tacoma	164	\$158,818	731	\$2,135,519	678	\$3,004,625	769	\$3,175,481
All UW Unique Total	13,734	\$15,318,845	90,816	\$148,447,378	83,165	\$190,107,545	97,391	\$207,744,231

Source: UW Office of Development

The number of donors and contribution totals (gifts only) for the major Development areas of the University are shown. Dollar values are based on donor values.

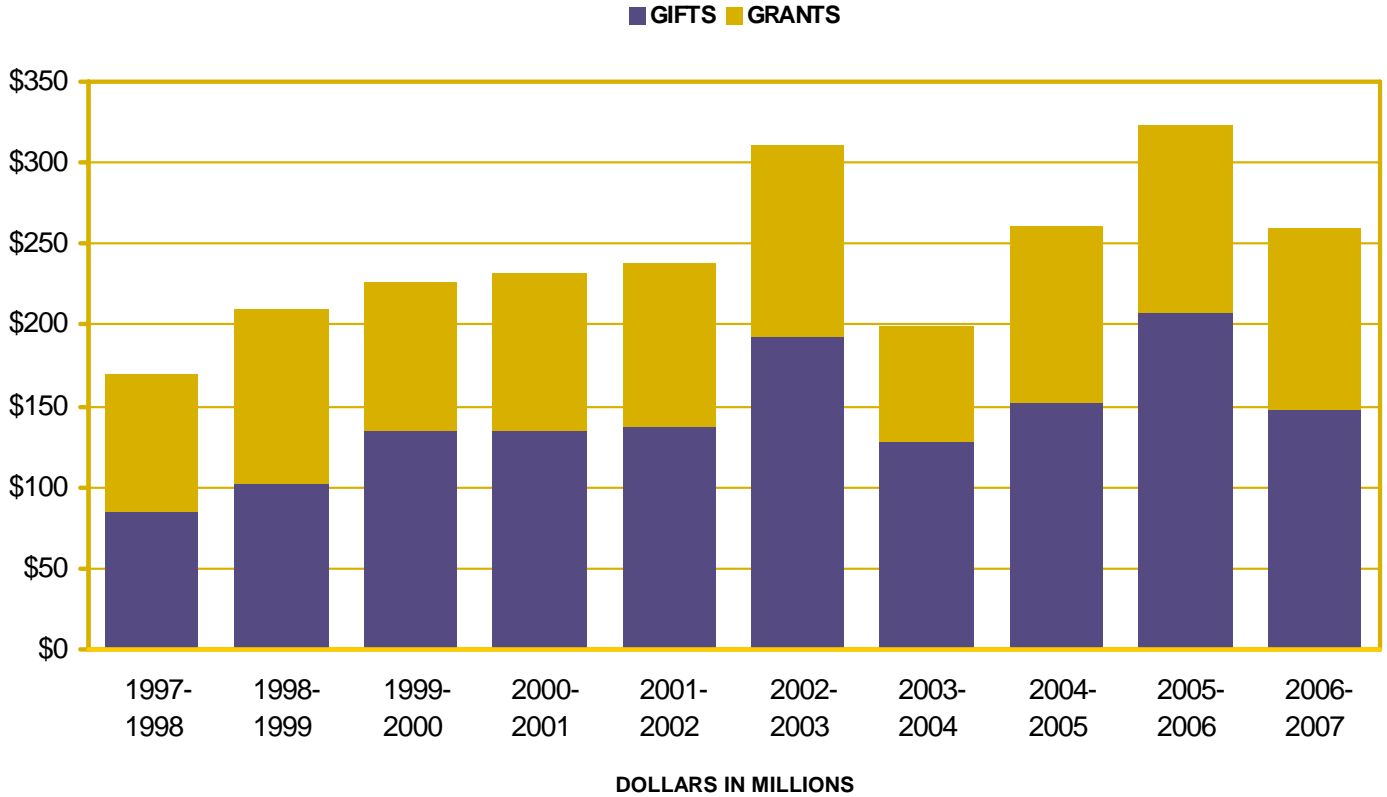
Job Number: 75364

May 2007

Development Area Summary - Gifts



COMPLETE FISCAL YEAR COMPARISON OF TOTAL CONTRIBUTIONS RECEIVED



FISCAL YEAR	GIFTS	GRANTS	TOTAL CONTRIBUTIONS
2006- 2007	\$148,447,378	\$111,570,151	\$260,017,529
2005- 2006	\$207,744,231	\$115,261,186	\$323,005,417
2004- 2005	\$151,969,925	\$108,802,371	\$260,772,296
2003- 2004	\$128,174,367	\$71,603,323	\$199,777,690
2002- 2003	\$192,573,183	\$118,677,722	\$311,250,905
2001- 2002	\$137,959,340	\$100,820,547	\$238,779,887
2000- 2001	\$134,805,190	\$97,112,979	\$231,918,169
1999- 2000	\$134,037,997	\$91,536,165	\$225,574,162
1998- 1999	\$102,925,077	\$107,619,586	\$210,544,663
1997- 1998	\$84,718,016	\$85,276,615	\$169,994,631

Source: UW Office of Development

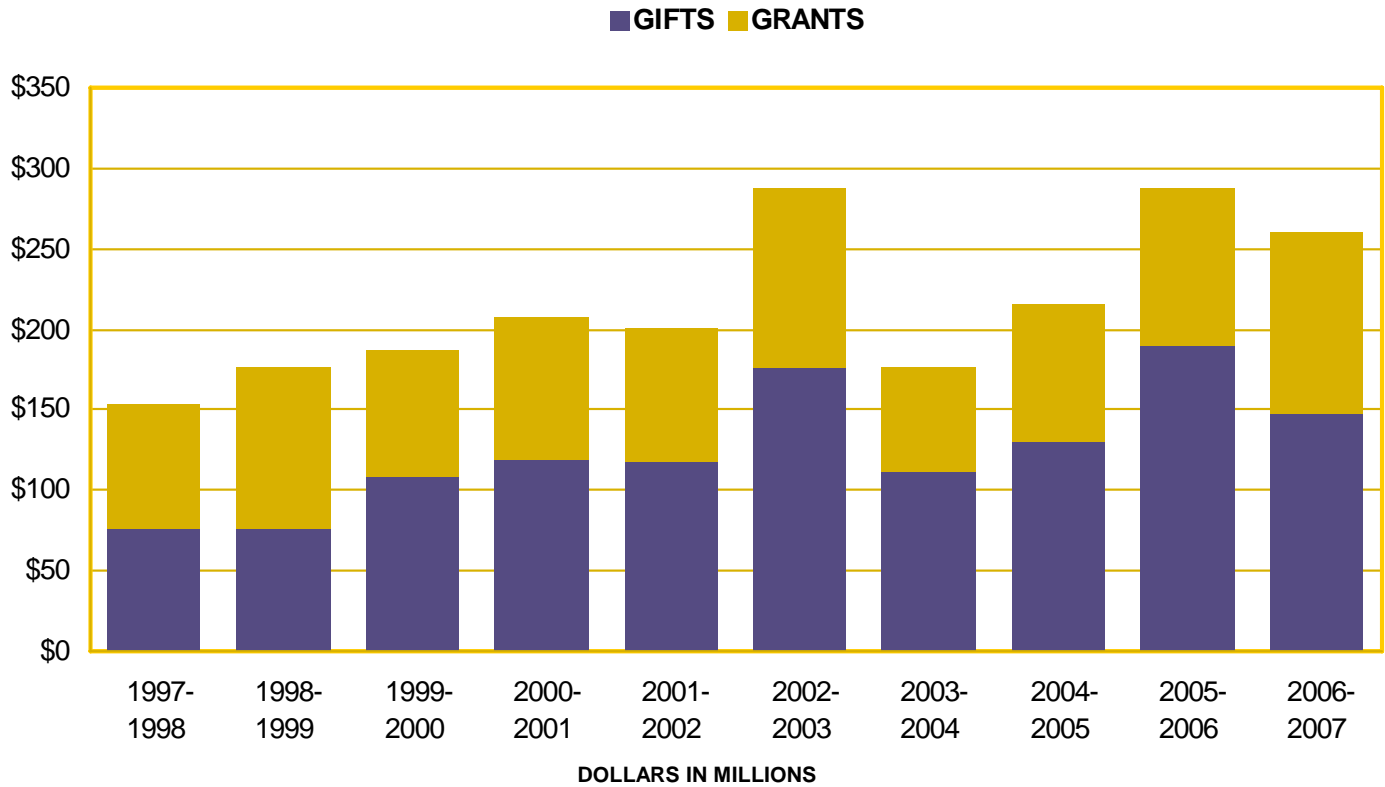
This graph compares the current fiscal year's contribution totals to each of the previous nine fiscal year's contribution totals.

Job Number: 75364
 May 2007

Fiscal Year Totals Graph



YEAR TO DATE CONTRIBUTION TOTALS



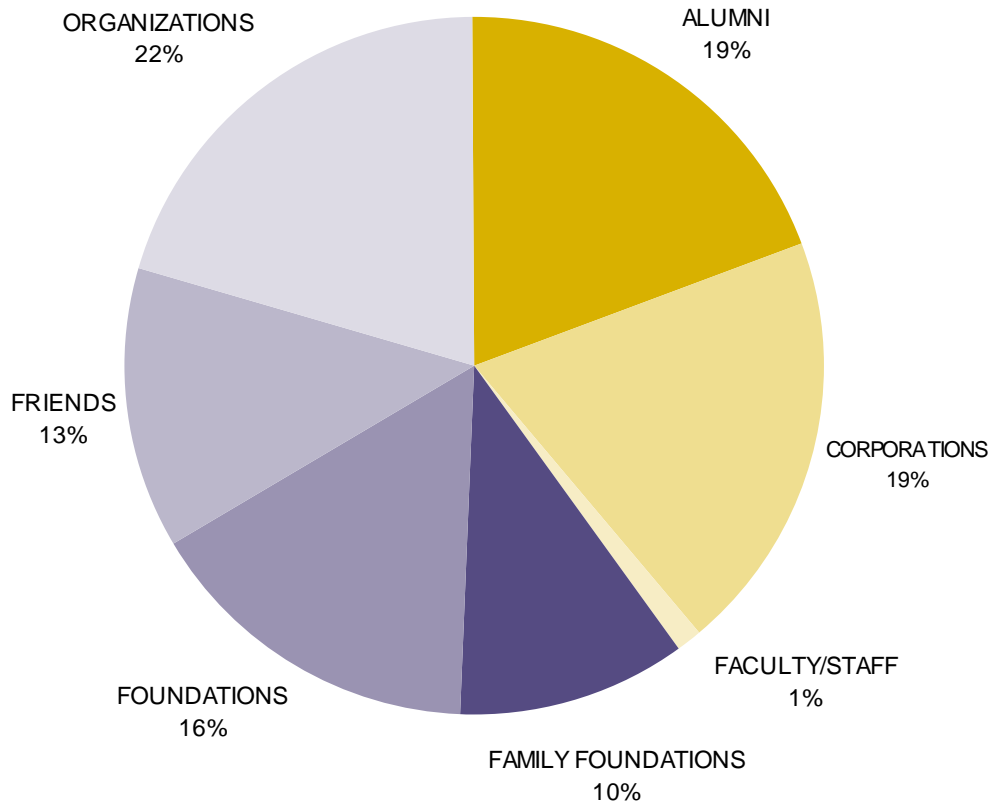
FISCAL YEAR	GIFTS	GRANTS	TOTAL CONTRIBUTIONS
2006- 2007	\$148,447,378	\$111,570,151	\$260,017,529
2005- 2006	\$190,107,545	\$96,947,162	\$287,054,707
2004- 2005	\$130,236,981	\$85,036,054	\$215,273,035
2003- 2004	\$110,607,045	\$65,698,478	\$176,305,523
2002- 2003	\$176,755,934	\$111,251,784	\$288,007,718
2001- 2002	\$118,125,206	\$82,636,715	\$200,761,921
2000- 2001	\$119,218,804	\$88,148,568	\$207,367,372
1999- 2000	\$108,698,852	\$78,589,207	\$187,288,059
1998- 1999	\$75,706,933	\$100,303,872	\$176,010,805
1997- 1998	\$75,716,002	\$77,814,496	\$153,530,498

Source: UW Office of Development

This graph compares the current fiscal year's contribution totals to each of the previous nine fiscal year's contribution totals.



DEVELOPMENT ACTIVITY BY DONOR TYPE IN CURRENT FISCAL YEAR



DONOR TYPE	YEAR TO DATE		PRIOR YEAR TO DATE		PRIOR FISCAL YEAR	
	Donors	Value	Donors	Value	Donors	Value
Alumni	47,608	\$50,572,126	44,887	\$51,634,289	51,440	\$59,214,863
Corporations	2,820	\$50,483,785	3,058	\$56,068,780	3,523	\$62,670,936
Faculty/Staff	3,342	\$3,141,158	3,225	\$2,712,710	3,701	\$2,957,964
Family Foundations	148	\$27,176,623	168	\$71,683,311	173	\$82,336,824
Foundations	385	\$41,127,417	421	\$45,537,555	444	\$48,525,785
Friends	36,386	\$34,017,927	31,505	\$24,302,601	38,220	\$27,738,180
Organizations	529	\$53,498,494	509	\$35,115,461	558	\$39,560,865

Source: UW Office of Development

This graph shows the sources of contributions for the current year to date. Dollar values are based on donor value.

Job Number: 75364
 May 2007

Development Activity by Donor Type in Current Fiscal Year Chart



ALUMNI PARTICIPATION BY CONSTITUENCY

AREA	CURRENT FISCAL YEAR TO DATE			PREVIOUS FISCAL YEAR TO DATE			
	Solicitable	Donors	Partic. Rate	Solicitable	Donors	Partic. Rate	Final %
UW Seattle							
UW Medicine	16,867	3,374	20.0%	16,049	3,102	19.3%	20.4%
Architecture	7,709	1,323	17.2%	7,393	1,299	17.6%	18.7%
Arts and Sciences	138,301	19,750	14.3%	126,129	18,471	14.6%	15.6%
Business School	36,594	7,072	19.3%	34,923	6,664	19.1%	20.2%
Dentistry	4,525	1,136	25.1%	4,388	1,148	26.2%	27.4%
Education	19,116	3,405	17.8%	18,434	3,355	18.2%	19.2%
Engineering	31,945	4,855	15.2%	30,120	4,475	14.9%	15.7%
Evans School of Public Affairs	2,119	475	22.4%	1,964	458	23.3%	25.4%
Forest Resources	4,603	732	15.9%	4,446	696	15.7%	16.5%
Interdisc. Grad. Programs	1,463	230	15.7%	1,296	206	15.9%	17.3%
Interdisc. Undergrad. Programs	170	31	18.2%	119	10	8.4%	10.9%
Interschool Programs	353	55	15.6%	286	36	12.6%	14.7%
Information School	4,202	855	20.3%	3,976	840	21.1%	22.4%
Law	7,593	1,664	21.9%	7,320	1,646	22.5%	24.1%
School of Nursing	8,469	1,874	22.1%	8,181	1,790	21.9%	23.0%
Ocean & Fisheries	3,866	654	16.9%	3,642	635	17.4%	18.6%
Pharmacy	3,364	920	27.3%	3,255	924	28.4%	29.1%
Public Health	4,104	754	18.4%	3,766	725	19.3%	20.5%
Social Work	6,232	1,012	16.2%	5,804	930	16.0%	16.8%
UW Bothell	5,245	631	12.0%	4,324	534	12.3%	13.5%
UW Tacoma	5,850	642	11.0%	4,892	502	10.3%	11.8%
Unspecified	11,278	2,221	19.7%	11,097	2,164	19.5%	20.6%
All UW Total	297,648	47,608	16.0%	276,793	44,887	16.2%	18.6%

Source: UW Office of Development

Job Number: 75364
May 2007

Alumni Participation



**UW FOUNDATION
REPORT OF CONTRIBUTIONS · JUNE 2007**

NOTES AS OF JUNE 30, 2007

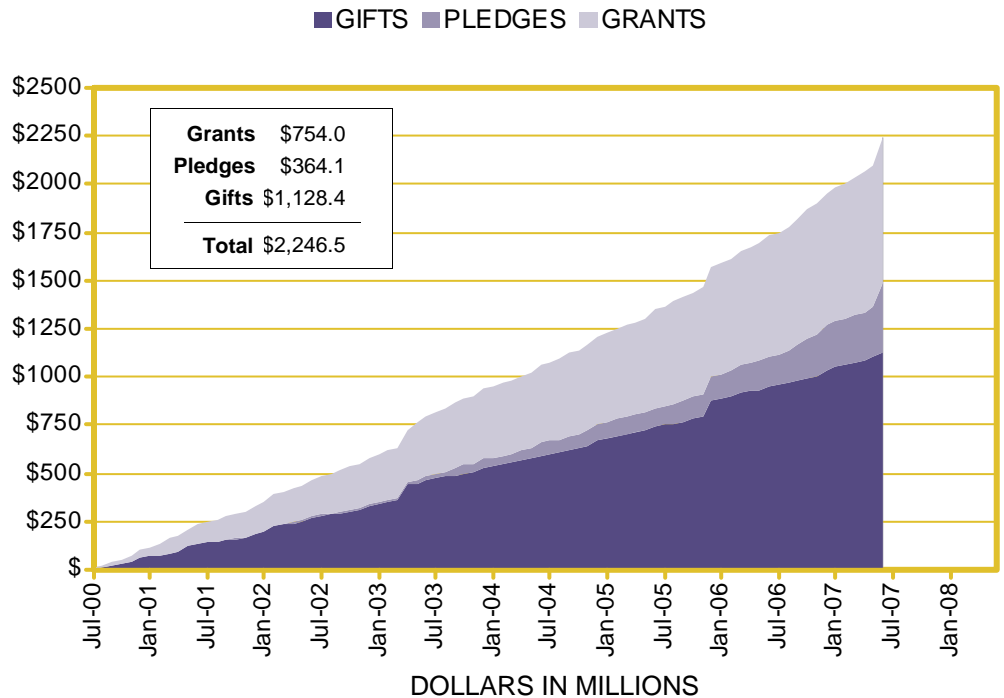
DATA POINTS

\$2,246,518,257 has been raised toward our campaign goal of \$2.5 billion.

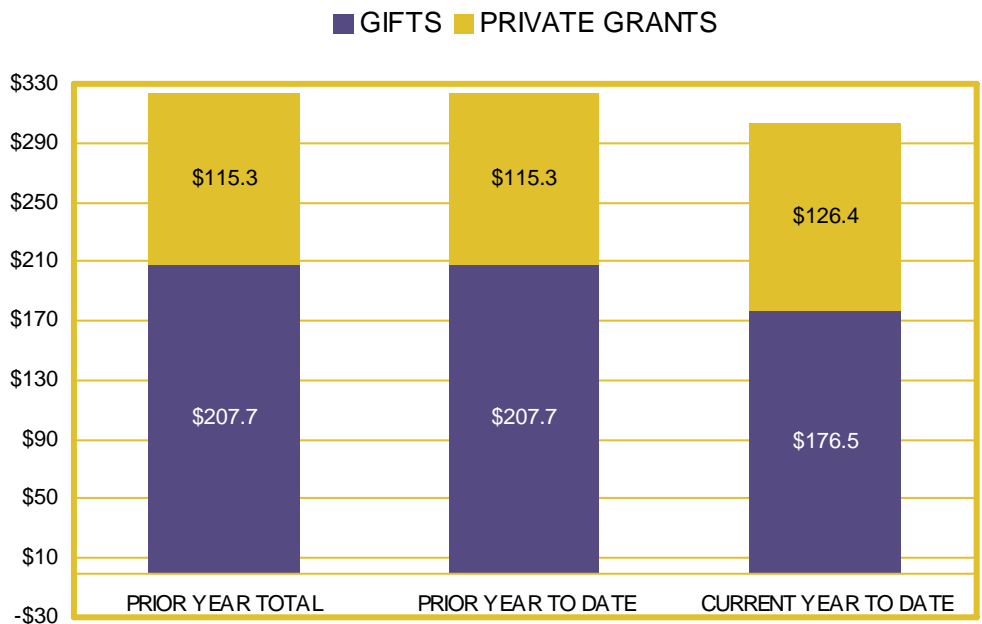
The UW received \$46.5 million in total private voluntary support (\$28.0 million in gifts and \$18.5 in grants) in June.

Areas including Arts and Sciences, Broadcast Services, Business School, Education, Evans Schl. of Pub. Affairs, Graduate School, Intercollegiate Athletics, Nursing, Pharmacy, Public Health, Scholar. & Student Progs., Social Work, UW Alumni Association and UW Tacoma are ahead of last year's year-to-date totals.

FUNDRAISING PROGRESS SINCE JULY 1, 2000



CURRENT GIFT AND PRIVATE GRANT TOTALS



JUNE 2007 GIFTS AND IMPACT

Selected gifts representing private support for one of the University of Washington's key fundraising priorities -- student, faculty, program and facility support.

Bezos Family Foundation - \$20,000 to UW Medicine

- This gift to the UW Pediatric Care Center (Roosevelt Clinic) will launch a literacy program called Reach Out and Read. Through the program, young patients will receive a book at each well-child visit from birth to age 5. Pediatricians will reinforce to parents the value of books and of reading to their children.
- Much of the patient population at the Roosevelt Clinic comprises the medically underserved — the children of new immigrants, unemployed parents, and the working poor. Reading difficulty contributes to school failure, perpetuating the cycles of poverty and dependency.
- The Bezos Family Foundation was founded in 2000 by Jackie and Mike Bezos. The Foundation, which focuses on educational programs for youth, is guided by the principle that educational opportunities should be available to all, regardless of economic circumstance.

Clyde and Judy Pitcher - \$35,000 to Scholarships and Student Programs

- This gift marks the first pledge payment on the \$100,000 gift to establish the Clyde and Judy Pitcher Scholarship. A part of the Students First program, the gift will be matched with \$50,000 in university funds.
- Clyde Pitcher graduated from the UW Business School in 1955 and Judy Pitcher graduated from the College of Education in 1956. They were interested in supporting both programs, and decided to split the scholarship equally between the two. The total \$150,000 fund will provide support for students in both the Business School and the College of Education.
- Both Clyde and Judy grew up in Everett, WA. In recent years they hosted a UWAA event to raise money for Snohomish County students interested in attending the UW. With this new Students First scholarship, the Pitchers will be able to support future UW students who have financial barriers to higher education.

Hugh S. Ferguson - \$20,000 to the Burke Museum

- This gift made to the Burke Museum's Annual Fund provides critical support throughout the museum, benefiting exhibits, education, research and public programs.
- Hugh and his late wife Jane were quiet visionary leaders who helped to strengthen the Burke in multiple ways. Hugh continues to find new ways to support the museum. He recently partnered with Barbara Eddy to create a \$45,000 pool of endowment matching funds to encourage new gifts for the Burke.
- Hugh's daughter Ellen Ferguson has also been one of the Burke's strongest advocates through her ongoing work as a staff member, volunteer and donor. Both Ellen and Hugh are important community leaders as volunteers and as philanthropists.





REPORT OF CONTRIBUTIONS

June 2007

CAMPAIGN UW: CREATING FUTURES

Report prepared by: Office of Development and Alumni Relations
Advancement Services, Information Management

7/17/2007 10:25 AM

TABLE OF CONTENTS

Campaign Progress to Date*	1
Campaign Progress by Giving Level*	2
Campaign Progress Pyramid*	3
Campaign Progress by Constituency*	4
Campaign Theme Progress*	5
Development Area Summary - Total Private Voluntary Support	6
Development Area Summary - Gifts and Private Grants	7
Development Area Summary - Gifts	8
Complete Fiscal Year Comparison	9
Year to Date Contribution Totals	10
Development Activity by Donor Type	11
Alumni Participation by Constituency	12

*All Campaign totals represented are from July 1, 2000 through the end of the preceding calendar month. Please note that grant revenue totals in Campaign Reports may contain clinical trials. Fundraising totals from all affiliated non-profit organizations are also included in UW Campaign totals.

The UW Campaign Executive Committee developed the counting policy for Campaign reports, based on Council for Advancement and Support of Education (CASE) campaign counting standards.

Annual reporting is July 1, 2006 through the end of the preceding calendar month.

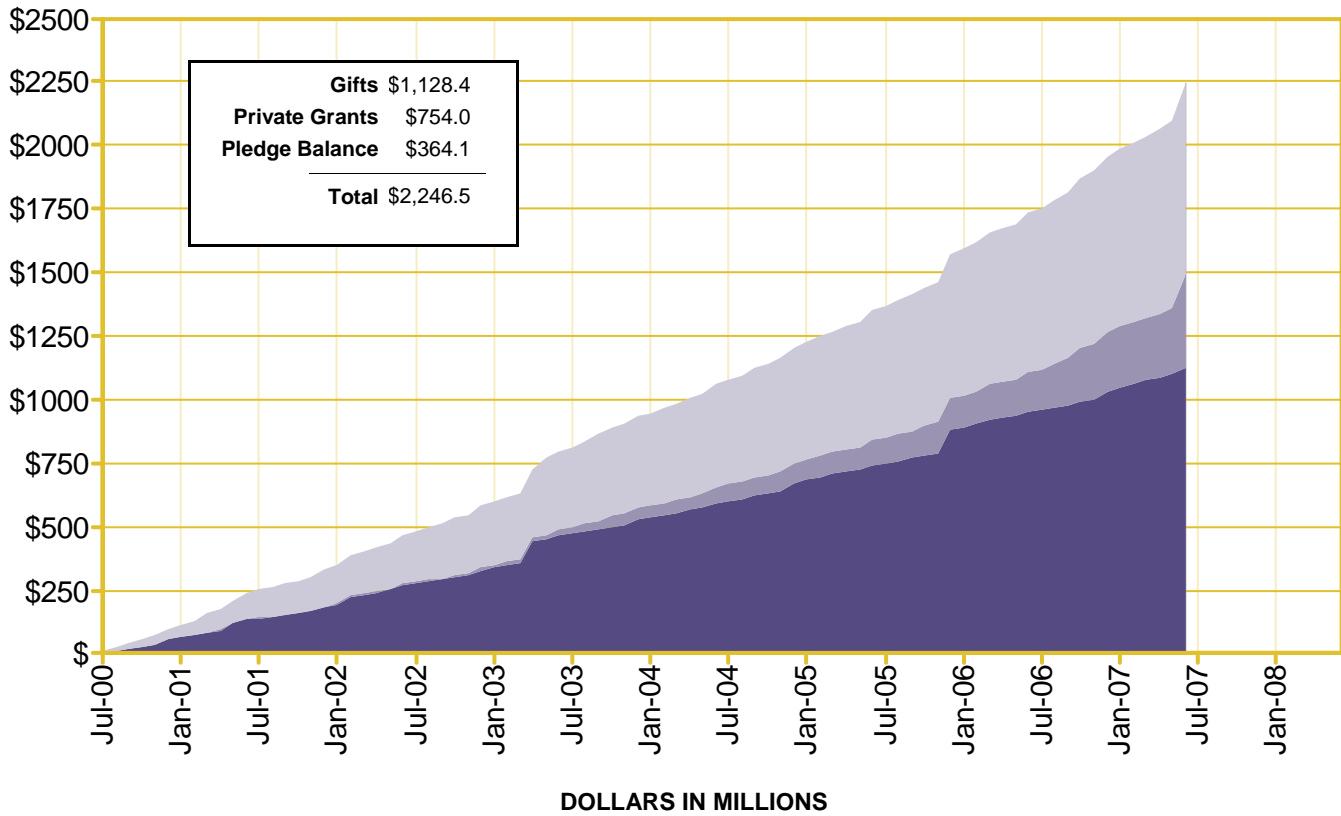
Job Number: 75719
June 2007

Table of Contents



CAMPAIGN PROGRESS SINCE JULY 1, 2000

■ GIFTS ■ PLEDGES ■ GRANTS



Source: UW Office of Development

Summarizes Total Private Voluntary Support since July 1, 2000. Testamentary Commitments included in Pledge Balance total. All dollar totals in millions.

Job Number: 75719
 June 2007

Fundraising Progress Since July 1, 2000



CAMPAIGN PROGRESS BY GIVING LEVEL

DOLLARS RAISED							
Gifts, Pledges & Grants							
Giving Level *	Alumni	Non Alumni	Family Fndns.	Corporations	Foundations	Other Orgs.	Total
\$100M+	\$0	\$35,220	\$351,560,060	\$0	\$0	\$0	\$351,595,280
\$50M - \$99,999,999	\$0	\$0	\$0	\$0	\$0	\$0	\$0
\$10M - \$49,999,999	\$44,902,024	\$85,618,280	\$35,282,500	\$74,567,920	\$103,917,683	\$42,848,708	\$387,137,115
\$5M - \$9,999,999	\$39,050,743	\$7,419,797	\$0	\$53,030,615	\$51,033,339	\$69,588,779	\$220,123,272
\$1M - \$4,999,999	\$134,913,057	\$72,972,875	\$32,936,089	\$129,100,949	\$107,752,972	\$93,600,622	\$571,276,564
\$100,000 - \$999,999	\$103,376,993	\$76,855,792	\$25,028,554	\$134,718,750	\$68,002,368	\$62,123,065	\$470,105,522
\$25,000 - \$99,999	\$28,709,900	\$21,523,441	\$3,083,412	\$31,510,940	\$8,162,843	\$10,866,134	\$103,856,669
\$10,000 - \$24,999	\$20,757,488	\$14,903,687	\$864,120	\$10,692,842	\$1,802,425	\$2,284,800	\$51,305,362
\$5,000 - \$9,999	\$13,200,698	\$9,952,769	\$283,124	\$5,027,114	\$583,330	\$774,769	\$29,821,804
\$2,000 - \$4,999	\$10,001,856	\$8,102,823	\$67,807	\$3,378,842	\$272,252	\$498,973	\$22,322,554
\$1,000 - \$1,999	\$6,435,921	\$5,246,646	\$22,991	\$1,487,946	\$79,855	\$236,000	\$13,509,360
\$500 - \$999	\$5,484,126	\$4,338,973	\$4,960	\$727,859	\$31,525	\$96,127	\$10,683,569
\$250 - \$499	\$3,627,835	\$2,320,477	\$1,450	\$308,402	\$11,855	\$44,362	\$6,314,380
\$100 - \$249	\$3,054,371	\$2,193,874	\$2,665	\$293,317	\$7,112	\$33,828	\$5,585,168
\$1 - \$99	\$1,499,751	\$1,292,887	\$239	\$76,447	\$1,096	\$11,218	\$2,881,637
Total	\$415,014,762	\$312,777,541	\$449,137,971	\$444,921,942	\$341,658,657	\$283,007,384	\$2,246,518,257
DONOR COUNTS							
Giving Level	Alumni	Non Alumni	Family Fndns.	Corporations	Foundations	Other Orgs.	Total
\$100M+	0	2	1	0	0	0	3
\$50M - \$99,999,999	0	0	0	0	0	0	0
\$10M - \$49,999,999	12	10	4	5	6	3	40
\$5M - \$9,999,999	8	5	0	7	8	9	37
\$1M - \$4,999,999	112	105	16	62	48	46	389
\$100,000 - \$999,999	601	671	76	492	204	198	2,242
\$25,000 - \$99,999	1,147	1,144	73	689	165	216	3,434
\$10,000 - \$24,999	2,494	2,354	60	801	124	156	5,989
\$5,000 - \$9,999	3,374	3,214	46	845	98	126	7,703
\$2,000 - \$4,999	5,312	5,681	24	1,296	94	180	12,587
\$1,000 - \$1,999	7,176	7,337	20	1,344	67	205	16,149
\$500 - \$999	10,861	10,805	11	1,323	53	162	23,215
\$250 - \$499	13,250	11,052	5	1,065	38	143	25,553
\$100 - \$249	23,634	22,727	18	2,268	51	265	48,963
\$1 - \$99	42,858	45,865	5	1,958	25	316	91,027
Total	110,839	110,972	359	12,155	981	2,025	237,331


Source: UW Office of Development & Alumni Relations

This report shows the count of distinct donors and campaign total by giving level and donor type since July 1, 2000.

**"Giving Level" is determined by summing all gift record types (including grants)



CAMPAIGN PROGRESS BY PYRAMID, SINCE JULY 1, 2000



237,331 Donor Count

Campaign Total: \$2,246,518,257

*Campaign Working Goal: \$2,500,000,000

Percent Complete: 89.9%

Source: UW Office of Development

The counts of distinct donors and fundraising totals by giving level are shown.

*Unit campaign goals are still being finalized.

Pyramid Levels are determined by summing all gift record types (including grants)



CAMPAIGN PROGRESS BY CONSTITUENCY

	GIFTS	Irrevocable Deferred Gifts		PLEDGES	Testamentary Commitments		GRANTS	Campaign - Private Voluntary Support		
		Donor Value	Discount Value		Donor Value	Discount Value		TOTAL	Working Goal	% of Goal
UW Medicine	\$303,086,006	\$11,624,834	\$6,500,110	\$133,903,406	\$29,601,186	\$10,751,677	\$387,685,125	\$865,900,557	\$1,000,000,000	86.6%
Architecture	\$8,034,520	\$2,244,117	\$663,889	\$1,251,801	\$2,225,000	\$1,294,992	\$3,991,304	\$17,746,742	\$19,000,000	93.4%
Arts and Sciences	\$115,265,128	\$6,912,502	\$4,449,759	\$9,431,020	\$38,054,000	\$24,464,804	\$75,685,642	\$245,348,292	\$240,000,000	102.2%
Broadcast Services	\$52,221,531	\$0	\$0	\$16,131	\$0	\$0	\$0	\$52,237,662	N/A	N/A
Business School	\$70,192,651	\$1,025,743	\$702,307	\$34,747,644	\$7,915,271	\$5,416,671	\$368,335	\$114,249,643	\$135,000,000	84.6%
Dentistry	\$8,211,426	\$246,992	\$136,080	\$2,207,184	\$835,000	\$476,232	\$4,265,332	\$15,765,934	\$15,000,000	105.1%
Education	\$11,369,297	\$28,552	\$25,515	\$2,537,381	\$2,050,000	\$1,261,668	\$15,332,939	\$31,318,168	\$23,000,000	136.2%
Engineering	\$138,098,570	\$2,659,904	\$1,410,636	\$7,784,912	\$7,364,691	\$2,946,075	\$81,650,131	\$237,558,208	\$250,000,000	95.0%
Evans Schl. of Pub. Affairs	\$11,984,252	\$81,135	\$84,921	\$1,287,982	\$500,000	\$265,793	\$40,741,457	\$54,594,825	\$40,000,000	136.5%
Forest Resources	\$9,946,194	\$646,572	\$522,374	\$58,508	\$2,915,000	\$1,609,906	\$3,906,719	\$17,472,992	\$17,700,000	98.7%
Friday Harbor Labs	\$6,215,610	\$153,242	\$78,775	\$185,747	\$5,255,000	\$2,978,876	\$862,743	\$12,672,342	\$12,000,000	105.6%
Information School	\$3,165,770	\$25,000	\$8,102	\$178,713	\$100,000	\$64,666	\$1,496,458	\$4,965,940	\$5,000,000	99.3%
Intercollegiate Athletics	\$112,545,948	\$246,570	\$168,346	\$4,237,570	\$210,000	\$133,886	\$0	\$117,240,088	\$110,000,000	106.6%
Law	\$61,441,135	\$71,186	\$38,755	\$830,287	\$674,988	\$417,533	\$1,176,222	\$64,193,817	\$70,000,000	91.7%
Libraries	\$6,604,234	\$442,146	\$356,155	\$75,776	\$1,893,000	\$829,910	\$475,708	\$9,490,863	\$9,000,000	105.5%
Nursing	\$10,940,930	\$3,295,000	\$2,399,578	\$1,038,866	\$3,372,799	\$1,714,457	\$8,551,125	\$27,198,721	\$24,000,000	113.3%
Ocean and Fisheries	\$14,296,793	\$5,823,186	\$2,690,092	\$42,431	\$0	\$0	\$26,963,155	\$47,125,565	\$34,000,000	138.6%
Pharmacy	\$10,013,067	\$0	\$0	\$627,264	\$0	\$0	\$6,075,789	\$16,716,120	\$10,260,000	162.9%
President's Funds	\$6,085,034	\$698,472	\$561,864	\$309,599	\$3,230,000	\$1,543,929	\$0	\$10,323,105	N/A	N/A
Public Health	\$14,126,252	\$50,259	\$32,171	\$9,879,630	\$0	\$0	\$69,689,772	\$93,745,912	\$90,000,000	104.2%
Scholar. & Student Progs.	\$41,112,177	\$1,826,486	\$794,248	\$2,223,122	\$6,668,333	\$3,480,903	\$1,864,332	\$53,694,451	\$40,000,000	134.2%
Social Work	\$6,239,125	\$290,566	\$158,012	\$6,079,797	\$0	\$0	\$7,027,018	\$19,636,506	\$10,000,000	196.4%
University Press	\$3,735,620	\$108,239	\$84,817	\$15,220	\$0	\$0	\$0	\$3,859,079	\$3,000,000	128.6%
University Support	\$37,590,386	\$1,858,394	\$1,011,102	\$5,035,505	\$12,050,000	\$5,339,222	\$15,378,812	\$71,913,098	N/A	N/A
UW Bothell	\$2,581,078	\$0	\$0	\$44,938	\$0	\$0	\$750,500	\$3,376,516	\$5,700,000	59.2%
UW Tacoma	\$22,767,567	\$195,000	\$175,352	\$12,405,287	\$2,725,000	\$1,535,533	\$80,257	\$38,173,111	\$35,000,000	109.1%
All UW Total	\$1,087,870,298	\$40,554,096	\$23,052,960	\$236,435,721	\$127,639,268	\$66,526,733	\$754,018,874	\$2,246,518,257	\$2,500,000,000	89.9%

Source: UW Office of Development

Fundraising progress toward campaign working goals by constituency area (school/college/program). Campaign total is the sum of gifts, grants, active pledges and donor values of irrevocable deferred gifts and testamentary commitments. "N/A" is not applicable. 1 - "Pledges" are those in active status only. 2 - "Grants" are private grants only. 3 - Unit campaign working goals are still being finalized.

Job Number: 75719
June 2007

Campaign Progress by Constituency - Since July 2000



CAMPAIGN FUNDING THEME PROGRESS - JULY 2000 - PRESENT

THEME	CURRENT USE	ENDOWMENT	TOTAL
Student Support	\$103,020,250	\$183,466,546	\$286,486,795
Faculty Support	\$92,716,986	\$139,715,505	\$232,432,491
Program Support for Faculty and Students	\$1,083,774,944	\$137,902,160	\$1,221,677,104
Capital	\$290,913,988	\$1,778,269	\$292,692,257
Unrestricted	\$181,015,448	\$32,214,162	\$213,229,610
Total	\$1,751,441,616	\$495,076,641	\$2,246,518,257
Goal	\$2,000,000,000	\$500,000,000	\$2,500,000,000
% to Goal	87.6%	99.0%	89.9%

Source: UW Office of Development

This report shows contribution totals by campaign theme/priority since July 1, 2000.

Job Number: 75719
 June 2007

Campaign Theme Progress



DEVELOPMENT SUMMARY - TOTAL PRIVATE VOLUNTARY SUPPORT

AREA	YEAR TO DATE DONOR VALUES		
	GIFTS	PRIVATE GRANTS	TOTAL
UW Seattle			
UW Medicine	\$35,839,896	\$70,395,950	\$106,235,847
Architecture	\$1,015,838	\$269,381	\$1,285,219
Arts and Sciences	\$22,448,302	\$11,919,607	\$34,367,909
Broadcast Services	\$10,835,348		\$10,835,348
Business School	\$16,603,246	\$28,347	\$16,631,593
Dentistry	\$1,302,793	\$419,032	\$1,721,826
Education	\$1,560,076	\$2,552,499	\$4,112,575
Engineering	\$15,097,858	\$10,929,511	\$26,027,370
Evans Schl. of Pub. Affairs	\$2,577,597	\$4,568,894	\$7,146,491
Forest Resources	\$1,416,624	\$512,433	\$1,929,058
Graduate School	\$1,665,861	\$815,471	\$2,481,332
Information School	\$436,870	\$249,223	\$686,093
Intercollegiate Athletics	\$21,911,161		\$21,911,161
Law	\$2,773,835	\$186,680	\$2,960,515
Libraries	\$1,143,601		\$1,143,601
Nursing	\$5,457,618	\$728,105	\$6,185,723
Ocean and Fisheries	\$2,515,555	\$4,570,253	\$7,085,809
Pharmacy	\$1,707,704	\$1,820,285	\$3,527,989
President's Funds	\$726,232		\$726,232
Public Health	\$669,251	\$11,129,965	\$11,799,217
Scholar. & Student Progs.	\$12,158,596	\$1,000,000	\$13,158,596
Social Work	\$4,249,650	\$1,746,747	\$5,996,397
UW Alumni Association	\$1,216,529		\$1,216,529
University Press	\$1,822,053		\$1,822,053
University Support	\$4,590,672	\$2,551,415	\$7,142,087
UW Bothell	\$406,048		\$406,048
UW Tacoma	\$4,341,386	\$5,567	\$4,346,953
All UW Total	\$176,490,215	\$126,399,369	\$302,889,584

Source: UW Office of Development

Contribution totals for the major Development areas of the University are shown.

Job Number: 75719

June 2007

Development Area Summary - Total Private Voluntary Support



DEVELOPMENT SUMMARY - GIFTS AND PRIVATE GRANTS

AREA	CURRENT MONTH		YEAR TO DATE		PRIOR YEAR TO DATE		PRIOR FISCAL YEAR	
	Donors	Value	Donors	Value	Donors	Value	Donors	Value
UW Seattle								
UW Medicine	2,689	\$15,509,482	18,369	\$106,235,847	18,379	\$108,952,952	18,379	\$108,952,952
Architecture	68	\$26,574	1,511	\$1,285,219	1,316	\$5,313,848	1,316	\$5,313,848
Arts and Sciences	1,508	\$4,710,238	17,118	\$34,367,909	16,381	\$26,555,640	16,381	\$26,555,640
Broadcast Services	1,881	\$2,410,656	4,560	\$10,835,348	3,307	\$8,323,416	3,307	\$8,323,416
Business School	380	\$6,242,284	4,542	\$16,631,593	4,406	\$10,411,034	4,406	\$10,411,034
Dentistry	172	\$162,561	1,410	\$1,721,826	1,363	\$1,760,021	1,363	\$1,760,021
Education	106	\$365,500	1,869	\$4,112,575	1,895	\$2,916,481	1,895	\$2,916,481
Engineering	275	\$3,639,771	4,586	\$26,027,370	4,224	\$38,867,802	4,224	\$38,867,802
Evans Schl. of Pub. Affairs	77	\$916,871	522	\$7,146,491	630	\$5,997,460	630	\$5,997,460
Forest Resources	90	\$130,659	1,208	\$1,929,058	1,024	\$3,078,045	1,024	\$3,078,045
Graduate School	26	\$133,139	415	\$2,481,332	683	\$2,470,722	683	\$2,470,722
Information School	37	\$81,665	651	\$686,093	610	\$811,461	610	\$811,461
Intercollegiate Athletics	20,458	\$3,818,390	24,151	\$21,911,161	20,414	\$17,642,469	20,414	\$17,642,469
Law	245	\$603,962	2,019	\$2,960,515	1,987	\$36,175,919	1,987	\$36,175,919
Libraries	171	\$45,223	4,428	\$1,143,601	4,256	\$1,343,782	4,256	\$1,343,782
Nursing	119	\$283,232	1,849	\$6,185,723	1,814	\$2,856,427	1,814	\$2,856,427
Ocean and Fisheries	53	\$529,472	790	\$7,085,809	708	\$14,035,193	708	\$14,035,193
Pharmacy	85	\$1,207,241	1,153	\$3,527,989	1,219	\$1,896,947	1,219	\$1,896,947
President's Funds	190	\$155,362	2,096	\$726,232	1,812	\$711,430	1,812	\$711,430
Public Health	101	\$1,755,496	788	\$11,799,217	793	\$8,346,379	793	\$8,346,379
Scholar. & Student Progs.	419	\$282,818	3,881	\$13,158,596	3,203	\$8,712,482	3,203	\$8,712,482
Social Work	60	\$504,955	980	\$5,996,397	821	\$1,187,969	821	\$1,187,969
UW Alumni Association	2,424	\$125,225	24,884	\$1,216,529	21,560	\$1,117,494	21,560	\$1,117,494
University Press	44	\$23,455	311	\$1,822,053	417	\$512,227	417	\$512,227
University Support	253	\$638,039	2,365	\$7,142,087	2,803	\$8,933,954	2,803	\$8,933,954
UW Bothell	91	\$32,974	647	\$406,048	533	\$893,379	533	\$893,379
UW Tacoma	130	\$2,205,866	810	\$4,346,953	770	\$3,180,471	770	\$3,180,471
All UW Unique Total	30,857	\$46,541,125	105,353	\$302,889,584	97,876	\$323,005,417	97,876	\$323,005,417

Source: UW Office of Development

The number of donors and contribution totals for the major Development areas of the University are shown. Dollar values are based on donor values.

Job Number: 75719

June 2007

Development Area Summary - Gifts and Private Grants



DEVELOPMENT SUMMARY - GIFTS

AREA	CURRENT MONTH		YEAR TO DATE		PRIOR YEAR TO DATE		PRIOR FISCAL YEAR	
	Donors	Value	Donors	Value	Donors	Value	Donors	Value
UW Seattle								
UW Medicine	2,622	\$5,801,915	18,109	\$35,839,896	18,096	\$49,328,735	18,096	\$49,328,735
Architecture	68	\$26,574	1,504	\$1,015,838	1,313	\$3,114,700	1,313	\$3,114,700
Arts and Sciences	1,499	\$2,727,178	17,051	\$22,448,302	16,304	\$18,125,791	16,304	\$18,125,791
Broadcast Services	1,881	\$2,410,656	4,560	\$10,835,348	3,307	\$8,323,416	3,307	\$8,323,416
Business School	380	\$6,242,284	4,541	\$16,603,246	4,403	\$10,271,846	4,403	\$10,271,846
Dentistry	171	\$144,090	1,400	\$1,302,793	1,353	\$1,419,981	1,353	\$1,419,981
Education	105	\$255,500	1,859	\$1,560,076	1,888	\$1,790,300	1,888	\$1,790,300
Engineering	267	\$1,465,002	4,531	\$15,097,858	4,157	\$20,093,019	4,157	\$20,093,019
Evans Schl. of Pub. Affairs	76	\$241,750	503	\$2,577,597	615	\$780,802	615	\$780,802
Forest Resources	89	\$100,027	1,191	\$1,416,624	1,010	\$2,485,778	1,010	\$2,485,778
Graduate School	25	\$102,014	410	\$1,665,861	681	\$2,352,479	681	\$2,352,479
Information School	36	\$6,166	648	\$436,870	605	\$401,173	605	\$401,173
Intercollegiate Athletics	20,458	\$3,818,390	24,151	\$21,911,161	20,414	\$17,642,469	20,414	\$17,642,469
Law	245	\$603,962	2,015	\$2,773,835	1,985	\$36,124,321	1,985	\$36,124,321
Libraries	171	\$45,223	4,428	\$1,143,601	4,254	\$1,278,400	4,254	\$1,278,400
Nursing	118	\$280,544	1,842	\$5,457,618	1,795	\$1,638,532	1,795	\$1,638,532
Ocean and Fisheries	50	\$28,439	763	\$2,515,555	676	\$7,379,889	676	\$7,379,889
Pharmacy	82	\$198,688	1,144	\$1,707,704	1,214	\$1,650,696	1,214	\$1,650,696
President's Funds	190	\$155,362	2,096	\$726,232	1,812	\$711,430	1,812	\$711,430
Public Health	93	\$56,159	749	\$669,251	744	\$891,850	744	\$891,850
Scholar. & Student Progs.	419	\$282,818	3,881	\$12,158,596	3,201	\$8,473,021	3,201	\$8,473,021
Social Work	58	\$30,931	970	\$4,249,650	814	\$582,220	814	\$582,220
UW Alumni Association	2,424	\$125,225	24,884	\$1,216,529	21,560	\$1,117,494	21,560	\$1,117,494
University Press	44	\$23,455	311	\$1,822,053	417	\$512,227	417	\$512,227
University Support	253	\$638,039	2,358	\$4,590,672	2,796	\$7,884,789	2,796	\$7,884,789
UW Bothell	91	\$32,974	647	\$406,048	532	\$193,379	532	\$193,379
UW Tacoma	130	\$2,205,866	808	\$4,341,386	769	\$3,175,481	769	\$3,175,481
All UW Unique Total	30,766	\$28,049,246	104,934	\$176,490,215	97,391	\$207,744,231	97,391	\$207,744,231

Source: UW Office of Development

The number of donors and contribution totals (gifts only) for the major Development areas of the University are shown. Dollar values are based on donor values.

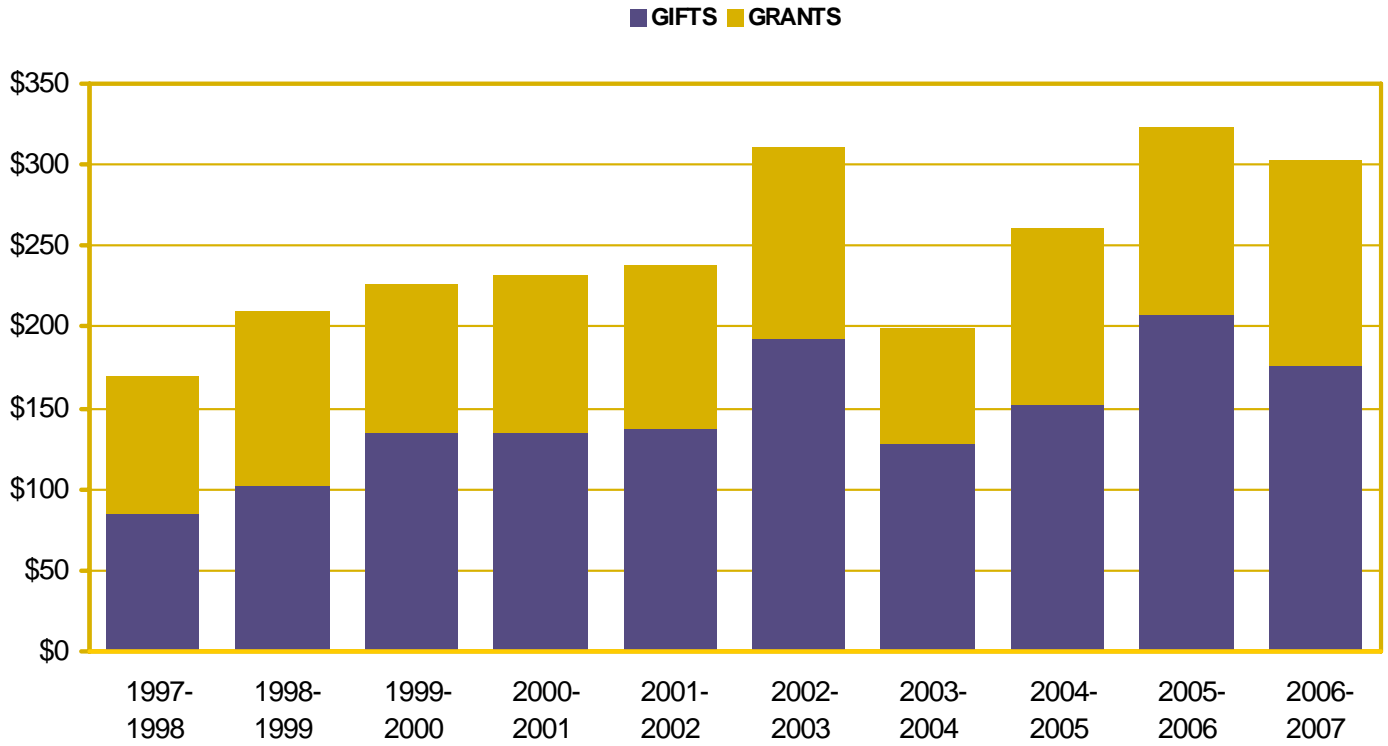
Job Number: 75719

June 2007

Development Area Summary - Gifts



COMPLETE FISCAL YEAR COMPARISON OF TOTAL CONTRIBUTIONS RECEIVED



DOLLARS IN MILLIONS

FISCAL YEAR	GIFTS	GRANTS	TOTAL CONTRIBUTIONS
2006- 2007	\$176,490,215	\$126,399,369	\$302,889,584
2005- 2006	\$207,744,231	\$115,261,186	\$323,005,417
2004- 2005	\$151,969,925	\$108,802,371	\$260,772,296
2003- 2004	\$128,174,367	\$71,603,323	\$199,777,690
2002- 2003	\$192,573,183	\$118,677,722	\$311,250,905
2001- 2002	\$137,959,340	\$100,820,547	\$238,779,887
2000- 2001	\$134,805,190	\$97,112,979	\$231,918,169
1999- 2000	\$134,037,997	\$91,536,165	\$225,574,162
1998- 1999	\$102,925,077	\$107,619,586	\$210,544,663
1997- 1998	\$84,718,016	\$85,276,615	\$169,994,631

Source: UW Office of Development

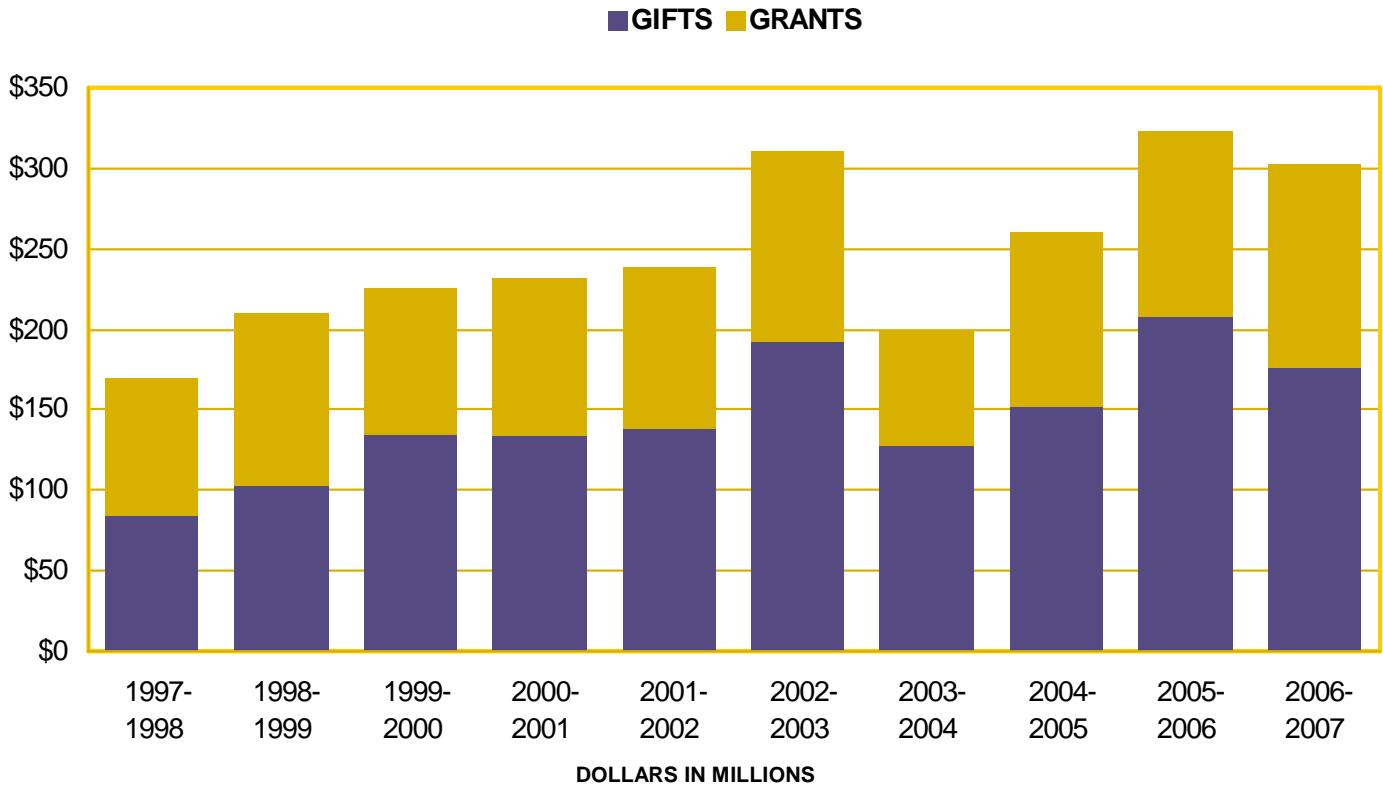
This graph compares the current fiscal year's contribution totals to each of the previous nine fiscal year's contribution totals.

Job Number: 75719
 June 2007

Fiscal Year Totals Graph



YEAR TO DATE CONTRIBUTION TOTALS



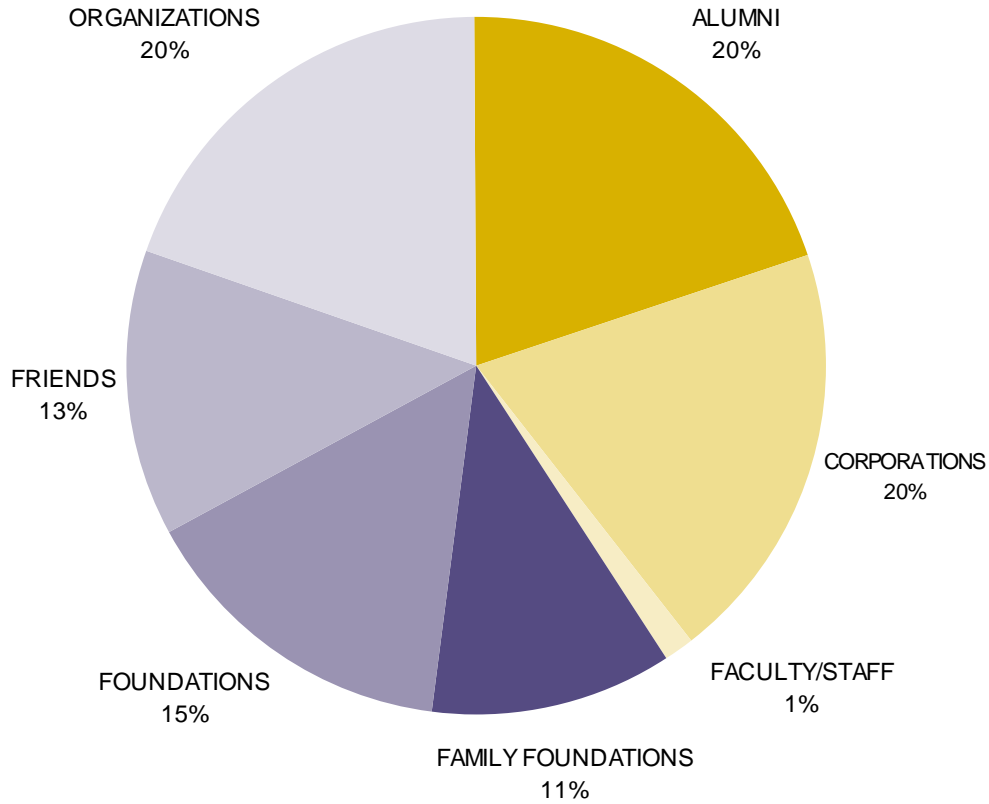
FISCAL YEAR	GIFTS	GRANTS	TOTAL CONTRIBUTIONS
2006- 2007	\$176,490,215	\$126,399,369	\$302,889,584
2005- 2006	\$207,744,231	\$115,261,186	\$323,005,417
2004- 2005	\$151,969,925	\$108,802,371	\$260,772,296
2003- 2004	\$128,174,367	\$71,603,323	\$199,777,690
2002- 2003	\$192,573,183	\$118,677,722	\$311,250,905
2001- 2002	\$137,959,340	\$100,820,547	\$238,779,887
2000- 2001	\$134,805,190	\$97,112,979	\$231,918,169
1999- 2000	\$134,037,997	\$91,536,165	\$225,574,162
1998- 1999	\$102,925,077	\$107,619,586	\$210,544,663
1997- 1998	\$84,718,016	\$85,276,615	\$169,994,631

Source: UW Office of Development

This graph compares the current fiscal year's contribution totals to each of the previous nine fiscal year's contribution totals.



DEVELOPMENT ACTIVITY BY DONOR TYPE IN CURRENT FISCAL YEAR



DONOR TYPE	YEAR TO DATE		PRIOR YEAR TO DATE		PRIOR FISCAL YEAR	
	Donors	Value	Donors	Value	Donors	Value
Alumni	54,753	\$60,282,263	51,440	\$59,214,863	51,440	\$59,214,863
Corporations	3,222	\$59,587,495	3,523	\$62,670,936	3,523	\$62,670,936
Faculty/Staff	3,711	\$3,848,794	3,701	\$2,957,964	3,701	\$2,957,964
Family Foundations	160	\$33,777,254	173	\$82,336,824	173	\$82,336,824
Foundations	405	\$45,676,525	444	\$48,525,785	444	\$48,525,785
Friends	42,526	\$40,107,637	38,220	\$27,738,180	38,220	\$27,738,180
Organizations	576	\$59,609,617	558	\$39,560,865	558	\$39,560,865

Source: UW Office of Development

This graph shows the sources of contributions for the current year to date. Dollar values are based on donor value.

Job Number: 75719
 June 2007

Development Activity by Donor Type in Current Fiscal Year Chart



ALUMNI PARTICIPATION BY CONSTITUENCY

AREA	CURRENT FISCAL YEAR TO DATE			PREVIOUS FISCAL YEAR TO DATE			
	Solicitible	Donors	Partic. Rate	Solicitible	Donors	Partic. Rate	Final %
UW Seattle							
UW Medicine	16,867	3,706	22.0%	16,049	3,275	20.4%	20.4%
Architecture	7,709	1,503	19.5%	7,393	1,381	18.7%	18.7%
Arts and Sciences	138,301	22,909	16.6%	126,129	19,702	15.6%	15.6%
Business School	36,594	8,317	22.7%	34,923	7,043	20.2%	20.2%
Dentistry	4,525	1,246	27.5%	4,388	1,204	27.4%	27.4%
Education	19,116	3,863	20.2%	18,434	3,532	19.2%	19.2%
Engineering	31,945	5,528	17.3%	30,120	4,726	15.7%	15.7%
Evans School of Public Affairs	2,119	531	25.1%	1,964	498	25.4%	25.4%
Forest Resources	4,603	826	17.9%	4,446	734	16.5%	16.5%
Interdisc. Grad. Programs	1,463	264	18.0%	1,296	224	17.3%	17.3%
Interdisc. Undergrad. Programs	170	42	24.7%	119	13	10.9%	10.9%
Interschool Programs	353	63	17.8%	286	42	14.7%	14.7%
Information School	4,202	942	22.4%	3,976	891	22.4%	22.4%
Law	7,593	1,884	24.8%	7,320	1,761	24.1%	24.1%
School of Nursing	8,469	2,073	24.5%	8,181	1,884	23.0%	23.0%
Ocean & Fisheries	3,866	715	18.5%	3,642	676	18.6%	18.6%
Pharmacy	3,364	1,018	30.3%	3,255	948	29.1%	29.1%
Public Health	4,104	829	20.2%	3,766	771	20.5%	20.5%
Social Work	6,232	1,109	17.8%	5,804	977	16.8%	16.8%
UW Bothell	5,245	794	15.1%	4,324	584	13.5%	13.5%
UW Tacoma	5,850	844	14.4%	4,892	579	11.8%	11.8%
Unspecified	11,278	2,572	22.8%	11,097	2,284	20.6%	20.6%
All UW Total	297,648	54,753	18.4%	276,793	51,440	18.6%	18.6%

Source: UW Office of Development

Job Number: 75719
June 2007

Alumni Participation

