

VII. STANDING COMMITTEES

B. Finance, Audit and Facilities Committee

UW

Report of Contributions

University of Washington
University of Washington Foundation

November 2006

NOTES AS OF NOVEMBER 30, 2006

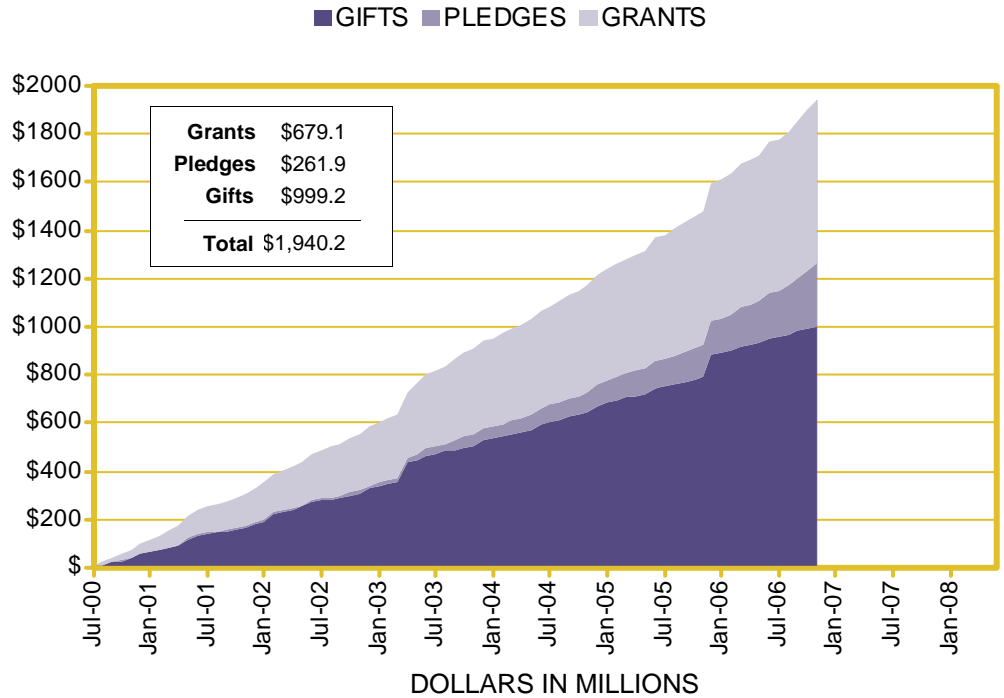
DATA POINTS

\$1,940,150,476 has been raised toward our campaign goal of \$2 billion.

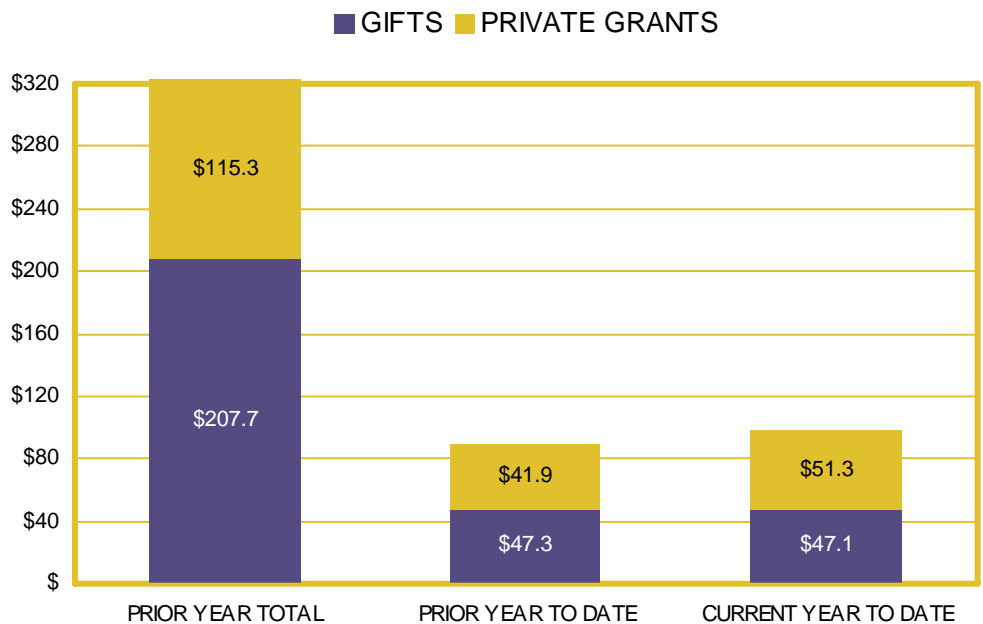
The UW received \$21.3 million in total private voluntary support (\$9.0 million in gifts and \$12.2 in grants) in November.

Areas including Arts and Sciences, Broadcast Services, Business School, Education, Graduate School, Information School, Intercollegiate Athletics, Nursing, Pharmacy, Public Health, UW Alumni Association and UW Medicine are ahead of last year's year-to-date totals.

FUNDRAISING PROGRESS SINCE JULY 1, 2000



CURRENT GIFT AND PRIVATE GRANT TOTALS



NOVEMBER 2006 GIFTS AND IMPACT

Selected gifts representing private support for one of the University of Washington's key fundraising priorities -- student, faculty, program and facility support.

Peter Brix and Noydena Leonard Brix - \$50,395 to the Business School

- The Peter & Noydena Brix Endowed Faculty Fellowship will help to attract, retain, and provide opportunities for professional development for faculty in the UW Business School.
- The Brixes have pledged \$250,000 to the fund. Once the final pledge payment is received, the UW Matching Initiative will provide \$125,000 in matching funds to the endowment.
- The market for faculty who are outstanding scholars and teachers is extremely competitive. Private support like this investment by the Brixes makes the difference in the University's ability to recruit and retain faculty members who are highly sought after by other institutions.

John Purvis and Carol McCain Purvis - \$25,000 to the School of Nursing

- John and Carol Purvis have pledged \$100,000 to fund their endowed fellowship in Nursing - to provide assistance to undergraduate students in the UW School of Nursing. Their gift will receive \$50,000 in matching funds.
- Both alumni, John and Carol Purvis have committed themselves to support the UW School of Nursing and wish to continue their support by providing for the next generation of nurses.
- This year, 15 new endowed fellowships and 30 endowed scholarships have been created at the School of Nursing. Endowed support for nursing students and faculty will help to alleviate the country's nursing shortage, which affects patients everywhere from clinics to hospitals to home health care.

Henry T. Schatz - \$10,000 to Scholarships and Student Programs

- This gift to the Students First Matching Challenge Fund will benefit students at all three UW campuses. Mr. Schatz' gift will receive a \$5,000 University match.
- Students First is a student scholarship matching initiative, representing the University's belief that expense should not prevent any qualified student from acquiring an education. For every new endowment funded via Students First through the end of the Campaign, the University will match 50 cents on the dollar.
- On November 26, former Governor and U.S. Senator Dan Evans completed the Seattle Half Marathon. He was successful in his goal to raise at least \$100,000 for the Students First Matching Challenge Fund, so the university will add \$50,000 to the endowment and guarantees to match all gifts and pledges to this fund on a 50% basis through the rest of Campaign UW: Creating Futures.
- Henry Schatz, a Mechanical Engineering alumnus, is a UW Laureate. He has been funding undergraduate scholarships at the University of Washington for more than 20 years, helping countless Mechanical Engineering and UW Tacoma Technology students to pursue their educations. With this gift, Mr. Schatz extends his support to graduate and professional students, who are also eligible for Students First awards.





REPORT OF CONTRIBUTIONS

November 2006

CAMPAIGN UW: CREATING FUTURES

Report prepared by: Office of Development and Alumni Relations
Advancement Services, Information Management

12/8/2006 02:53 PM

TABLE OF CONTENTS

Campaign Progress to Date*	1
Campaign Progress by Giving Level*	2
Campaign Progress Pyramid*	3
Campaign Progress by Constituency*	4
Campaign Theme Progress*	5
Development Area Summary - Total Private Voluntary Support	6
Development Area Summary - Gifts and Private Grants	7
Development Area Summary - Gifts	8
Complete Fiscal Year Comparison	9
Year to Date Contribution Totals	10
Development Activity by Donor Type	11
Alumni Participation by Constituency	12

*All Campaign totals represented are from July 1, 2000 through the end of the preceding calendar month. Please note that grant revenue totals in Campaign Reports may contain clinical trials. Fundraising totals from all affiliated non-profit organizations are also included in UW Campaign totals.

The UW Campaign Executive Committee developed the counting policy for Campaign reports, based on Council for Advancement and Support of Education (CASE) campaign counting standards.

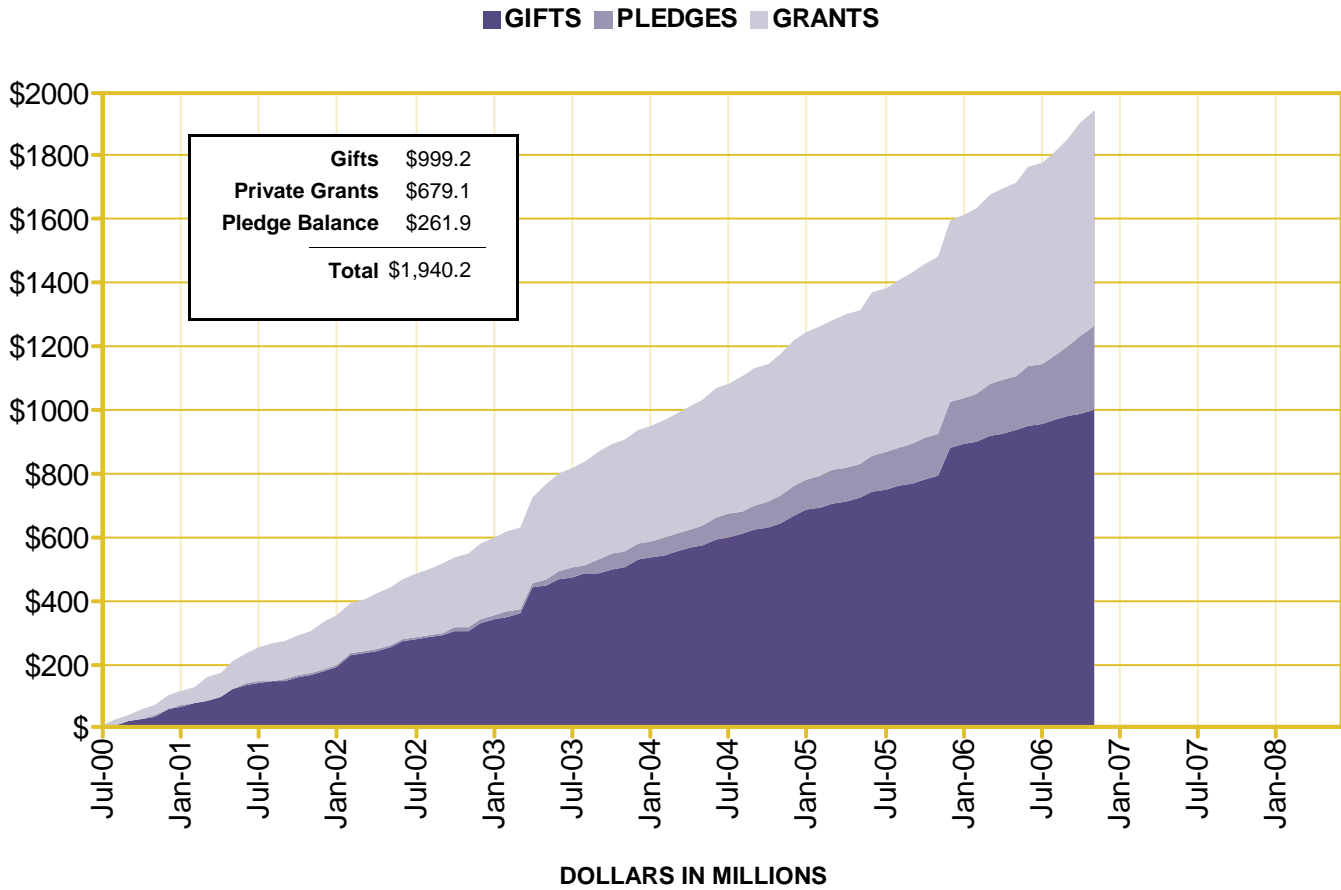
Annual reporting is July 1, 2006 through the end of the preceding calendar month.

Job Number: 73189
November 2006

Table of Contents



CAMPAIGN PROGRESS SINCE JULY 1, 2000



Source: UW Office of Development

Summarizes Total Private Voluntary Support since July 1, 2000. Testamentary Commitments included in Pledge Balance total. All dollar totals in millions.

Job Number: 73189
 November 2006

Fundraising Progress Since July 1, 2000



CAMPAIGN PROGRESS BY GIVING LEVEL

DOLLARS RAISED							
Gifts, Pledges & Grants							
Giving Level *	Alumni	Non Alumni	Family Fndns.	Corporations	Foundations	Other Orgs.	Total
\$100M+	\$0	\$35,220	\$241,629,379	\$0	\$0	\$0	\$241,664,599
\$50M - \$99,999,999	\$0	\$0	\$0	\$0	\$0	\$0	\$0
\$10M - \$49,999,999	\$44,728,624	\$69,900,535	\$33,957,500	\$58,389,389	\$100,722,034	\$23,108,531	\$330,806,613
\$5M - \$9,999,999	\$36,711,056	\$10,264,942	\$0	\$57,699,945	\$38,477,495	\$73,099,957	\$216,253,395
\$1M - \$4,999,999	\$108,039,706	\$65,620,332	\$29,035,392	\$117,642,965	\$103,501,929	\$81,159,427	\$504,999,751
\$100,000 - \$999,999	\$94,023,714	\$69,042,618	\$21,527,986	\$122,342,960	\$64,463,702	\$52,515,815	\$423,916,795
\$25,000 - \$99,999	\$24,674,934	\$19,000,665	\$2,571,347	\$29,563,376	\$7,523,326	\$10,046,457	\$93,380,106
\$10,000 - \$24,999	\$16,827,753	\$12,182,776	\$921,985	\$9,418,176	\$1,591,718	\$2,230,889	\$43,173,298
\$5,000 - \$9,999	\$11,649,959	\$8,811,713	\$284,603	\$4,897,449	\$570,742	\$685,043	\$26,899,509
\$2,000 - \$4,999	\$9,760,763	\$7,840,335	\$74,948	\$3,287,337	\$251,155	\$464,473	\$21,679,012
\$1,000 - \$1,999	\$5,418,321	\$4,274,277	\$21,176	\$1,387,549	\$78,270	\$216,662	\$11,396,254
\$500 - \$999	\$5,024,649	\$3,616,463	\$5,365	\$688,063	\$29,405	\$89,066	\$9,453,010
\$250 - \$499	\$3,429,254	\$4,761,402	\$1,150	\$294,633	\$10,738	\$43,639	\$8,540,817
\$100 - \$249	\$2,988,993	\$2,003,244	\$2,565	\$276,864	\$7,332	\$31,830	\$5,310,829
\$1 - \$99	\$1,421,165	\$1,173,043	\$189	\$70,559	\$1,063	\$10,469	\$2,676,489
Total	\$364,698,892	\$278,527,567	\$330,033,584	\$405,959,264	\$317,228,910	\$243,702,258	\$1,940,150,476
DONOR COUNTS							
Giving Level	Alumni	Non Alumni	Family Fndns.	Corporations	Foundations	Other Orgs.	Total
\$100M+	0	2	1	0	0	0	3
\$50M - \$99,999,999	0	0	0	0	0	0	0
\$10M - \$49,999,999	12	8	4	4	6	2	36
\$5M - \$9,999,999	8	7	0	8	6	10	39
\$1M - \$4,999,999	89	85	14	55	43	44	330
\$100,000 - \$999,999	538	583	70	449	189	180	2,009
\$25,000 - \$99,999	977	975	61	648	155	201	3,017
\$10,000 - \$24,999	2,031	1,907	63	706	109	152	4,968
\$5,000 - \$9,999	2,963	2,752	50	813	96	111	6,785
\$2,000 - \$4,999	5,115	5,201	27	1,251	86	166	11,846
\$1,000 - \$1,999	6,207	6,190	19	1,256	64	187	13,923
\$500 - \$999	10,376	9,566	11	1,253	48	151	21,405
\$250 - \$499	12,639	18,770	4	1,018	34	140	32,605
\$100 - \$249	23,353	20,504	17	2,151	53	250	46,328
\$1 - \$99	39,962	40,704	4	1,809	23	296	82,798
Total	104,270	107,254	345	11,421	912	1,890	226,092


Source: UW Office of Development & Alumni Relations

This report shows the count of distinct donors and campaign total by giving level and donor type since July 1, 2000.

**"Giving Level" is determined by summing all gift record types (including grants)



CAMPAIGN PROGRESS BY PYRAMID, SINCE JULY 1, 2000



226,092 Donor Count

Campaign Total: \$1,940,150,476

*Campaign Working Goal: \$2,000,000,000

Percent Complete: 97.0%

Source: UW Office of Development

The counts of distinct donors and fundraising totals by giving level are shown.

*Unit campaign goals are still being finalized.

Pyramid Levels are determined by summing all gift record types (including grants)



CAMPAIGN PROGRESS BY CONSTITUENCY

	GIFTS	Irrevocable Deferred Gifts		PLEDGES	Testamentary Commitments		GRANTS	Campaign - Private Voluntary Support		
		Donor Value	Discount Value		Donor Value	Discount Value		TOTAL	Working Goal	% of Goal
UW Medicine	\$277,343,477	\$11,469,719	\$6,448,434	\$46,170,638	\$25,467,853	\$9,187,216	\$348,082,230	\$708,533,917	\$1,000,000,000	70.9%
Architecture	\$7,300,323	\$2,244,117	\$664,411	\$1,544,217	\$2,225,000	\$1,294,992	\$3,843,923	\$17,157,580	\$19,000,000	90.3%
Arts and Sciences	\$99,284,959	\$6,587,607	\$4,299,267	\$11,830,029	\$35,854,000	\$24,546,226	\$68,179,516	\$221,736,111	\$240,000,000	92.4%
Broadcast Services	\$44,597,412	\$0	\$0	\$14,443	\$0	\$0	\$0	\$44,611,855	N/A	N/A
Business School	\$56,988,591	\$1,025,743	\$702,307	\$38,154,450	\$7,905,271	\$5,411,103	\$368,335	\$104,442,390	\$135,000,000	77.4%
Dentistry	\$7,355,343	\$246,992	\$136,080	\$1,307,713	\$775,000	\$431,459	\$3,918,688	\$13,603,737	\$15,000,000	90.7%
Education	\$10,346,308	\$28,552	\$25,515	\$3,105,561	\$2,050,000	\$1,261,668	\$13,608,807	\$29,139,228	\$23,000,000	126.7%
Engineering	\$127,593,202	\$2,602,079	\$1,388,500	\$7,106,832	\$4,100,011	\$1,692,976	\$73,229,456	\$214,631,580	\$250,000,000	85.9%
Evans Schl. of Pub. Affairs	\$9,607,991	\$81,135	\$83,147	\$334,135	\$500,000	\$265,793	\$37,623,504	\$48,146,765	\$40,000,000	120.4%
Forest Resources	\$8,958,543	\$646,572	\$522,374	\$387,330	\$2,515,000	\$1,276,133	\$3,450,839	\$15,958,284	\$17,700,000	90.2%
Friday Harbor Labs	\$5,947,400	\$153,242	\$78,775	\$339,513	\$5,255,000	\$2,978,876	\$862,743	\$12,557,898	\$12,000,000	104.6%
Information School	\$2,972,807	\$0	\$0	\$141,699	\$100,000	\$64,666	\$1,420,959	\$4,635,464	\$5,000,000	92.7%
Intercollegiate Athletics	\$94,650,909	\$246,570	\$168,346	\$7,930,632	\$210,000	\$133,886	\$0	\$103,038,111	\$110,000,000	93.7%
Law	\$59,221,878	\$70,832	\$38,401	\$1,029,998	\$199,988	\$70,829	\$1,101,542	\$61,624,238	\$70,000,000	88.0%
Libraries	\$5,626,812	\$442,146	\$356,155	\$40,581	\$797,000	\$389,915	\$475,708	\$7,382,246	\$9,000,000	82.0%
Nursing	\$9,542,988	\$3,295,000	\$2,399,578	\$1,672,956	\$3,322,799	\$1,693,681	\$8,158,009	\$25,991,752	\$24,000,000	108.3%
Ocean and Fisheries	\$12,332,634	\$5,812,500	\$2,684,083	\$68,200	\$0	\$0	\$23,307,112	\$41,520,446	\$34,000,000	122.1%
Pharmacy	\$8,885,186	\$0	\$0	\$452,220	\$0	\$0	\$4,569,117	\$13,906,523	\$10,260,000	135.5%
President's Funds	\$5,478,696	\$698,472	\$561,864	\$425,908	\$3,230,000	\$1,543,929	\$0	\$9,833,076	N/A	N/A
Public Health	\$13,731,572	\$50,259	\$32,171	\$856,678	\$0	\$0	\$63,667,425	\$78,305,933	\$90,000,000	87.0%
Scholar. & Student Progs.	\$31,061,666	\$654,684	\$366,421	\$2,363,436	\$3,035,000	\$1,778,584	\$1,864,332	\$38,979,118	\$40,000,000	97.4%
Social Work	\$2,065,304	\$290,566	\$158,012	\$10,056,522	\$0	\$0	\$5,560,420	\$17,972,813	\$10,000,000	179.7%
University Press	\$3,474,226	\$83,788	\$61,998	\$23,210	\$0	\$0	\$0	\$3,581,224	\$3,000,000	119.4%
University Support	\$34,621,059	\$1,550,063	\$906,769	\$6,207,129	\$11,300,000	\$4,855,765	\$14,995,824	\$68,674,075	N/A	N/A
UW Bothell	\$2,338,461	\$0	\$0	\$51,000	\$0	\$0	\$750,500	\$3,139,961	\$5,700,000	55.1%
UW Tacoma	\$19,373,502	\$195,000	\$175,352	\$8,472,389	\$2,925,000	\$1,657,696	\$80,257	\$31,046,149	\$35,000,000	88.7%
All UW Total	\$960,701,252	\$38,475,637	\$22,257,960	\$150,087,418	\$111,766,922	\$60,535,393	\$679,119,246	\$1,940,150,476	\$2,000,000,000	97.0%

Source: UW Office of Development

Fundraising progress toward campaign working goals by constituency area (school/college/program). Campaign total is the sum of gifts, grants, active pledges and donor values of irrevocable deferred gifts and testamentary commitments. "N/A" is not applicable. 1 - "Pledges" are those in active status only. 2 - "Grants" are private grants only. 3 - Unit campaign working goals are still being finalized.

Job Number: 73189

November 2006

Campaign Progress by Constituency - Since July 2000



CAMPAIGN FUNDING THEME PROGRESS - JULY 2000 - PRESENT

THEME	CURRENT USE	ENDOWMENT	TOTAL
Student Support	\$93,752,370	\$152,429,752	\$246,182,122
Faculty Support	\$84,540,371	\$126,905,552	\$211,445,922
Program Support for Faculty and Students	\$883,362,658	\$125,548,054	\$1,008,910,712
Capital	\$279,753,385	\$1,778,269	\$281,531,654
Unrestricted	\$160,902,164	\$31,177,902	\$192,080,065
Total	\$1,502,310,948	\$437,839,528	\$1,940,150,476
Goal	\$1,600,000,000	\$400,000,000	\$2,000,000,000
% to Goal	93.9%	109.5%	97.0%

Source: UW Office of Development

This report shows contribution totals by campaign theme/priority since July 1, 2000.

Job Number: 73189
 November 2006

Campaign Theme Progress



DEVELOPMENT SUMMARY - TOTAL PRIVATE VOLUNTARY SUPPORT

AREA	YEAR TO DATE DONOR VALUES		
	GIFTS	PRIVATE GRANTS	TOTAL
UW Seattle			
UW Medicine	\$9,705,160	\$30,793,055	\$40,498,215
Architecture	\$281,641	\$122,000	\$403,641
Arts and Sciences	\$6,155,423	\$4,413,480	\$10,568,904
Broadcast Services	\$3,192,367		\$3,192,367
Business School	\$3,399,186	\$28,347	\$3,427,533
Dentistry	\$446,711	\$72,389	\$519,100
Education	\$537,588	\$828,367	\$1,365,955
Engineering	\$4,674,759	\$2,508,837	\$7,183,596
Evans Schl. of Pub. Affairs	\$201,336	\$1,250,941	\$1,452,277
Forest Resources	\$428,973	\$56,554	\$485,528
Graduate School	\$1,065,856	\$648,198	\$1,714,054
Information School	\$218,907	\$173,724	\$392,631
Intercollegiate Athletics	\$3,998,962		\$3,998,962
Law	\$554,225	\$112,000	\$666,225
Libraries	\$166,180		\$166,180
Nursing	\$4,059,676	\$334,989	\$4,394,665
Ocean and Fisheries	\$540,710	\$914,211	\$1,454,921
Pharmacy	\$579,824	\$313,613	\$893,437
President's Funds	\$119,894		\$119,894
Public Health	\$274,571	\$5,107,618	\$5,382,190
Scholar. & Student Progs.	\$964,934	\$1,000,000	\$1,964,934
Social Work	\$75,829	\$280,149	\$355,978
UW Alumni Association	\$440,653		\$440,653
University Press	\$1,536,208		\$1,536,208
University Support	\$2,371,622	\$2,335,700	\$4,707,322
UW Bothell	\$163,431		\$163,431
UW Tacoma	\$948,022	\$5,567	\$953,589
All UW Total	\$47,102,663	\$51,299,741	\$98,402,404

Source: UW Office of Development

Contribution totals for the major Development areas of the University are shown.

Job Number: 73189

November 2006

Development Area Summary - Total Private Voluntary Support



DEVELOPMENT SUMMARY - GIFTS AND PRIVATE GRANTS

AREA	CURRENT MONTH		YEAR TO DATE		PRIOR YEAR TO DATE		PRIOR FISCAL YEAR	
	Donors	Value	Donors	Value	Donors	Value	Donors	Value
UW Seattle								
UW Medicine	3,445	\$5,859,474	7,928	\$40,498,215	7,866	\$29,182,927	18,379	\$108,952,952
Architecture	96	\$78,871	310	\$403,641	233	\$2,327,096	1,316	\$5,313,848
Arts and Sciences	2,489	\$1,616,031	8,028	\$10,568,904	7,019	\$8,549,474	16,381	\$26,555,640
Broadcast Services	481	\$462,934	2,351	\$3,192,367	1,591	\$3,018,021	3,307	\$8,323,416
Business School	456	\$599,347	2,412	\$3,427,533	2,072	\$2,953,093	4,406	\$10,411,034
Dentistry	200	\$71,745	744	\$519,100	601	\$576,353	1,363	\$1,760,021
Education	116	\$47,387	778	\$1,365,955	818	\$1,033,175	1,895	\$2,916,481
Engineering	602	\$2,058,476	2,283	\$7,183,596	1,971	\$12,556,908	4,224	\$38,867,802
Evans Schl. of Pub. Affairs	57	\$54,133	183	\$1,452,277	188	\$2,326,851	630	\$5,997,460
Forest Resources	84	\$67,539	317	\$485,528	331	\$1,634,000	1,024	\$3,078,045
Graduate School	44	\$607,577	119	\$1,714,054	414	\$1,677,768	683	\$2,470,722
Information School	69	\$77,621	423	\$392,631	314	\$168,795	610	\$811,461
Intercollegiate Athletics	313	\$327,177	3,387	\$3,998,962	2,498	\$2,813,023	20,414	\$17,642,469
Law	370	\$165,197	635	\$666,225	614	\$1,208,606	1,987	\$36,175,919
Libraries	193	\$69,859	613	\$166,180	688	\$610,654	4,256	\$1,343,782
Nursing	292	\$315,235	693	\$4,394,665	644	\$1,377,228	1,814	\$2,856,427
Ocean and Fisheries	106	\$135,347	288	\$1,454,921	213	\$2,237,884	708	\$14,035,193
Pharmacy	115	\$348,204	399	\$893,437	346	\$641,060	1,219	\$1,896,947
President's Funds	260	\$34,958	773	\$119,894	600	\$199,956	1,812	\$711,430
Public Health	130	\$2,518,579	351	\$5,382,190	270	\$5,147,723	793	\$8,346,379
Scholar. & Student Progs.	601	\$1,361,153	1,357	\$1,964,934	1,384	\$2,173,564	3,203	\$8,712,482
Social Work	109	\$174,164	284	\$355,978	231	\$524,140	821	\$1,187,969
UW Alumni Association	2,138	\$98,590	9,765	\$440,653	7,742	\$371,103	21,560	\$1,117,494
University Press	23	\$12,725	133	\$1,536,208	217	\$175,765	417	\$512,227
University Support	149	\$3,951,834	944	\$4,707,322	828	\$4,027,343	2,803	\$8,933,954
UW Bothell	27	\$18,035	126	\$163,431	122	\$641,110	533	\$893,379
UW Tacoma	103	\$136,546	257	\$953,589	254	\$1,095,124	770	\$3,180,471
All UW Unique Total	12,229	\$21,268,750	41,197	\$98,402,404	36,130	\$89,248,760	97,876	\$323,005,417

Source: UW Office of Development

The number of donors and contribution totals for the major Development areas of the University are shown. Dollar values are based on donor values.

Job Number: 73189

November 2006

Development Area Summary - Gifts and Private Grants



DEVELOPMENT SUMMARY - GIFTS

AREA	CURRENT MONTH		YEAR TO DATE		PRIOR YEAR TO DATE		PRIOR FISCAL YEAR	
	Donors	Value	Donors	Value	Donors	Value	Donors	Value
UW Seattle								
UW Medicine	3,393	\$1,612,298	7,765	\$9,705,160	7,684	\$8,033,619	18,096	\$49,328,735
Architecture	94	\$16,871	306	\$281,641	231	\$2,302,946	1,313	\$3,114,700
Arts and Sciences	2,481	\$1,010,231	7,995	\$6,155,423	6,980	\$5,477,678	16,304	\$18,125,791
Broadcast Services	481	\$462,934	2,351	\$3,192,367	1,591	\$3,018,021	3,307	\$8,323,416
Business School	456	\$599,347	2,411	\$3,399,186	2,071	\$2,928,093	4,403	\$10,271,846
Dentistry	199	\$63,482	740	\$446,711	599	\$561,353	1,353	\$1,419,981
Education	116	\$47,387	773	\$537,588	816	\$738,075	1,888	\$1,790,300
Engineering	591	\$1,415,503	2,253	\$4,674,759	1,931	\$4,546,700	4,157	\$20,093,019
Evans Schl. of Pub. Affairs	57	\$54,133	172	\$201,336	178	\$389,209	615	\$780,802
Forest Resources	82	\$43,426	312	\$428,973	327	\$1,506,685	1,010	\$2,485,778
Graduate School	42	\$135,971	115	\$1,065,856	412	\$1,567,974	681	\$2,352,479
Information School	69	\$77,621	420	\$218,907	310	\$130,059	605	\$401,173
Intercollegiate Athletics	313	\$327,177	3,387	\$3,998,962	2,498	\$2,813,023	20,414	\$17,642,469
Law	369	\$78,197	633	\$554,225	613	\$1,187,908	1,985	\$36,124,321
Libraries	193	\$69,859	613	\$166,180	686	\$545,272	4,254	\$1,278,400
Nursing	291	\$155,183	689	\$4,059,676	633	\$834,319	1,795	\$1,638,532
Ocean and Fisheries	103	\$51,901	279	\$540,710	194	\$1,526,603	676	\$7,379,889
Pharmacy	114	\$322,344	395	\$579,824	344	\$522,454	1,214	\$1,650,696
President's Funds	260	\$34,958	773	\$119,894	600	\$199,956	1,812	\$711,430
Public Health	121	\$83,544	331	\$274,571	246	\$558,653	744	\$891,850
Scholar. & Student Progs.	600	\$361,153	1,356	\$964,934	1,382	\$2,107,108	3,201	\$8,473,021
Social Work	108	\$46,464	279	\$75,829	228	\$206,735	814	\$582,220
UW Alumni Association	2,138	\$98,590	9,765	\$440,653	7,742	\$371,103	21,560	\$1,117,494
University Press	23	\$12,725	133	\$1,536,208	217	\$175,765	417	\$512,227
University Support	148	\$1,701,834	940	\$2,371,622	826	\$3,947,708	2,796	\$7,884,789
UW Bothell	27	\$18,035	126	\$163,431	121	\$41,110	532	\$193,379
UW Tacoma	103	\$136,546	255	\$948,022	253	\$1,090,134	769	\$3,175,481
All UW Unique Total	12,145	\$9,037,725	40,957	\$47,102,663	35,840	\$47,328,278	97,391	\$207,744,231

Source: UW Office of Development

The number of donors and contribution totals (gifts only) for the major Development areas of the University are shown. Dollar values are based on donor values.

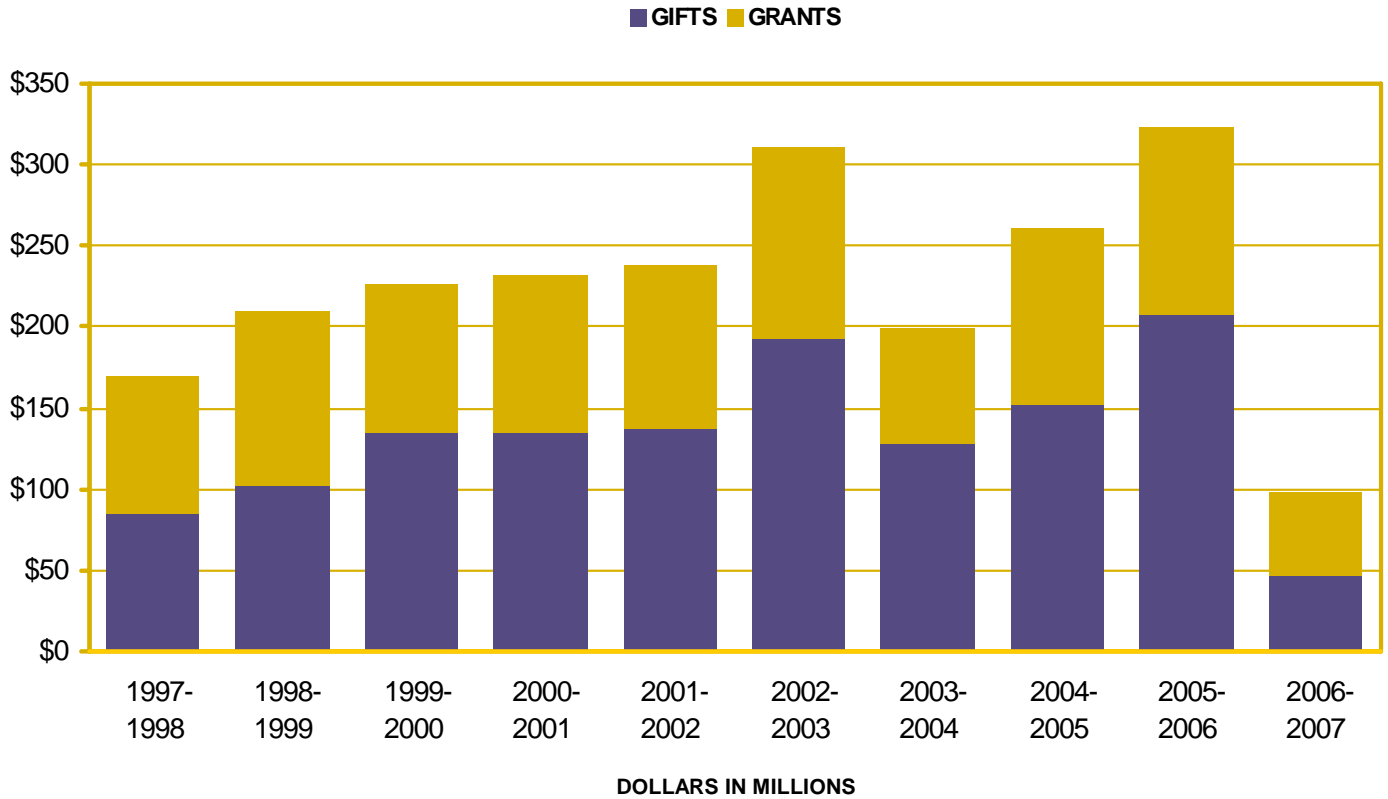
Job Number: 73189

November 2006

Development Area Summary - Gifts



COMPLETE FISCAL YEAR COMPARISON OF TOTAL CONTRIBUTIONS RECEIVED



FISCAL YEAR	GIFTS	GRANTS	TOTAL CONTRIBUTIONS
2006- 2007	\$47,102,663	\$51,299,741	\$98,402,404
2005- 2006	\$207,744,231	\$115,261,186	\$323,005,417
2004- 2005	\$151,969,925	\$108,802,371	\$260,772,296
2003- 2004	\$128,174,367	\$71,603,323	\$199,777,690
2002- 2003	\$192,573,183	\$118,677,722	\$311,250,905
2001- 2002	\$137,959,340	\$100,820,547	\$238,779,887
2000- 2001	\$134,805,190	\$97,112,979	\$231,918,169
1999- 2000	\$134,037,997	\$91,536,165	\$225,574,162
1998- 1999	\$102,925,077	\$107,619,586	\$210,544,663
1997- 1998	\$84,718,016	\$85,276,615	\$169,994,631

Source: UW Office of Development

This graph compares the current fiscal year's contribution totals to each of the previous nine fiscal year's contribution totals.

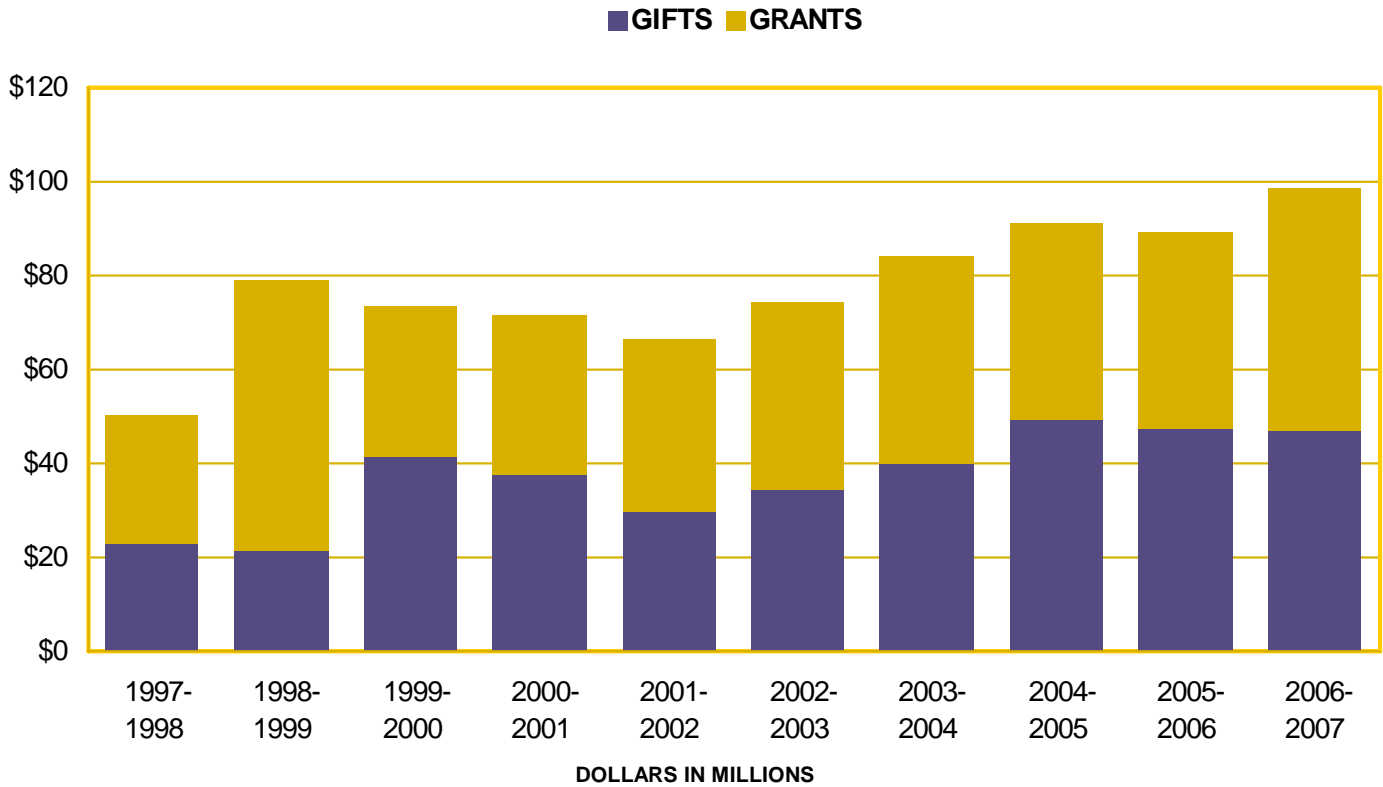
Job Number: 73189

November 2006

Fiscal Year Totals Graph



YEAR TO DATE CONTRIBUTION TOTALS



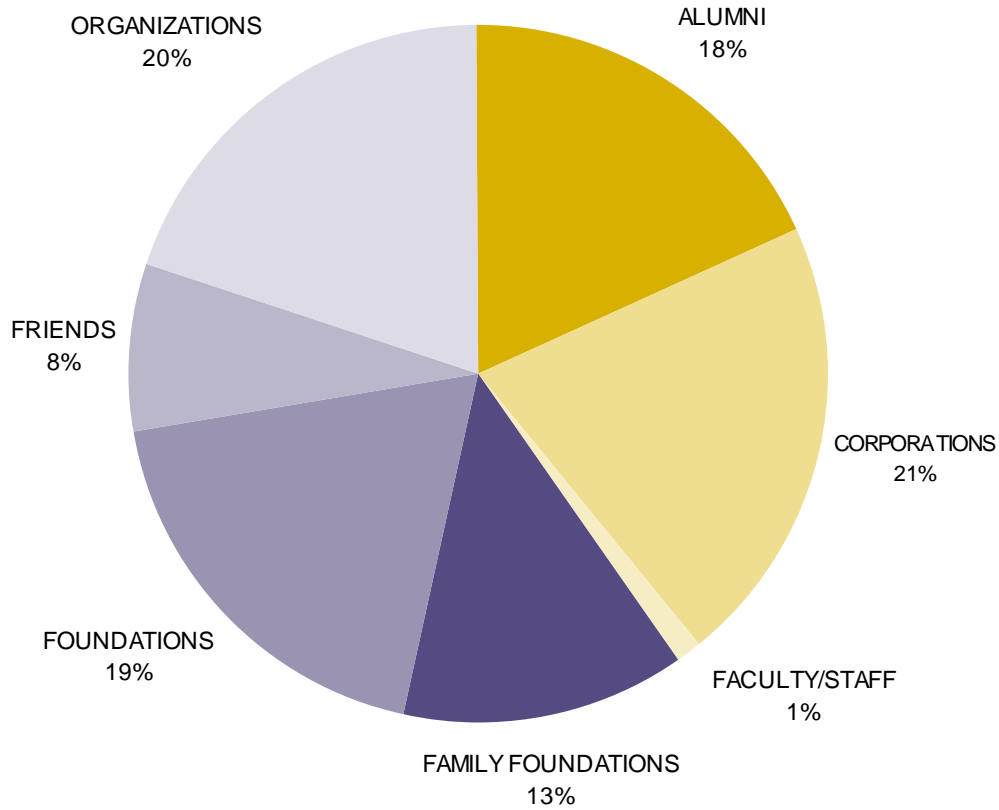
FISCAL YEAR	GIFTS	GRANTS	TOTAL CONTRIBUTIONS
2006- 2007	\$47,102,663	\$51,299,741	\$98,402,404
2005- 2006	\$47,328,278	\$41,920,482	\$89,248,760
2004- 2005	\$49,499,496	\$41,615,811	\$91,115,307
2003- 2004	\$40,115,399	\$43,839,685	\$83,955,084
2002- 2003	\$34,187,163	\$40,154,560	\$74,341,723
2001- 2002	\$29,673,079	\$36,734,510	\$66,407,590
2000- 2001	\$37,543,479	\$34,169,985	\$71,713,464
1999- 2000	\$41,262,818	\$32,387,391	\$73,650,209
1998- 1999	\$21,169,306	\$57,685,616	\$78,854,922
1997- 1998	\$22,598,189	\$27,621,325	\$50,219,514

Source: UW Office of Development

This graph compares the current fiscal year's contribution totals to each of the previous nine fiscal year's contribution totals.



DEVELOPMENT ACTIVITY BY DONOR TYPE IN CURRENT FISCAL YEAR



DONOR TYPE	YEAR TO DATE		PRIOR YEAR TO DATE		PRIOR FISCAL YEAR	
	Donors	Value	Donors	Value	Donors	Value
Alumni	23,295	\$18,129,389	20,576	\$15,232,019	51,440	\$59,214,863
Corporations	1,142	\$20,343,661	1,251	\$23,381,875	3,523	\$62,670,936
Faculty/Staff	2,193	\$1,164,462	2,018	\$738,822	3,701	\$2,957,964
Family Foundations	63	\$12,765,387	85	\$7,715,430	173	\$82,336,824
Foundations	195	\$18,561,921	229	\$17,940,825	444	\$48,525,785
Friends	14,071	\$7,710,941	11,784	\$7,430,320	38,220	\$27,738,180
Organizations	238	\$19,726,643	247	\$16,809,470	558	\$39,560,865

Source: UW Office of Development

This graph shows the sources of contributions for the current year to date. Dollar values are based on donor value.

Job Number: 73189
 November 2006

Development Activity by Donor Type in Current Fiscal Year Chart



ALUMNI PARTICIPATION BY CONSTITUENCY

AREA	CURRENT FISCAL YEAR TO DATE			PREVIOUS FISCAL YEAR TO DATE			
	Solicitible	Donors	Partic. Rate	Solicitible	Donors	Partic. Rate	Final %
UW Seattle							
UW Medicine	16,867	1,463	8.7%	16,049	1,384	8.6%	20.4%
Architecture	7,709	498	6.5%	7,393	410	5.5%	18.7%
Arts and Sciences	138,301	10,204	7.4%	126,129	8,971	7.1%	15.6%
Business School	36,594	3,735	10.2%	34,923	3,243	9.3%	20.2%
Dentistry	4,525	593	13.1%	4,388	557	12.7%	27.4%
Education	19,116	1,528	8.0%	18,434	1,439	7.8%	19.2%
Engineering	31,945	2,561	8.0%	30,120	2,201	7.3%	15.7%
Evans School of Public Affairs	2,119	236	11.1%	1,964	170	8.7%	25.4%
Forest Resources	4,603	268	5.8%	4,446	252	5.7%	16.5%
Interdisc. Grad. Programs	1,463	113	7.7%	1,296	95	7.3%	17.3%
Interdisc. Undergrad. Programs	170	21	12.4%	119	7	5.9%	10.9%
Interschool Programs	353	32	9.1%	286	23	8.0%	14.7%
Information School	4,202	513	12.2%	3,976	460	11.6%	22.4%
Law	7,593	704	9.3%	7,320	680	9.3%	24.1%
School of Nursing	8,469	893	10.5%	8,181	807	9.9%	23.0%
Ocean & Fisheries	3,866	257	6.6%	3,642	212	5.8%	18.6%
Pharmacy	3,364	345	10.3%	3,255	288	8.8%	29.1%
Public Health	4,104	354	8.6%	3,766	299	7.9%	20.5%
Social Work	6,232	425	6.8%	5,804	363	6.3%	16.8%
UW Bothell	5,245	269	5.1%	4,324	207	4.8%	13.5%
UW Tacoma	5,850	274	4.7%	4,892	198	4.0%	11.8%
Unspecified	11,278	969	8.6%	11,097	978	8.8%	20.6%
All UW Total	297,648	23,295	7.8%	276,793	20,576	7.4%	18.6%

Source: UW Office of Development

Job Number: 73189
November 2006

Alumni Participation

