

VII. STANDING COMMITTEES

B. Finance, Audit and Facilities Committee

UW

Report of Contributions

University of Washington
University of Washington Foundation

December, 2006

NOTES AS OF DECEMBER 31, 2006

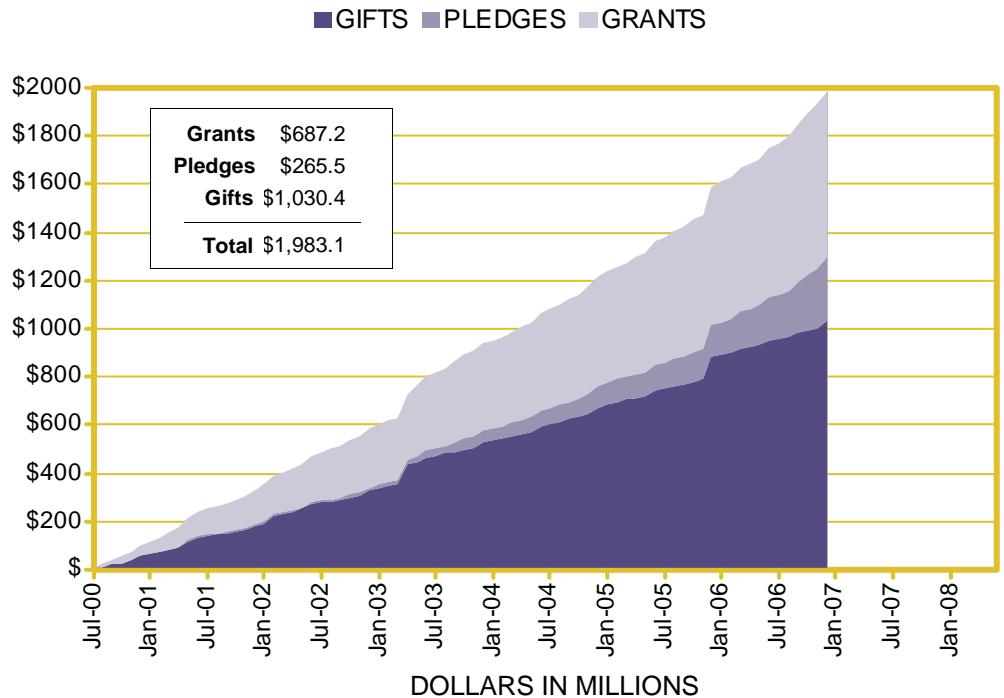
DATA POINTS

\$1,983,146,889 has been raised toward our campaign goal of \$2 billion.

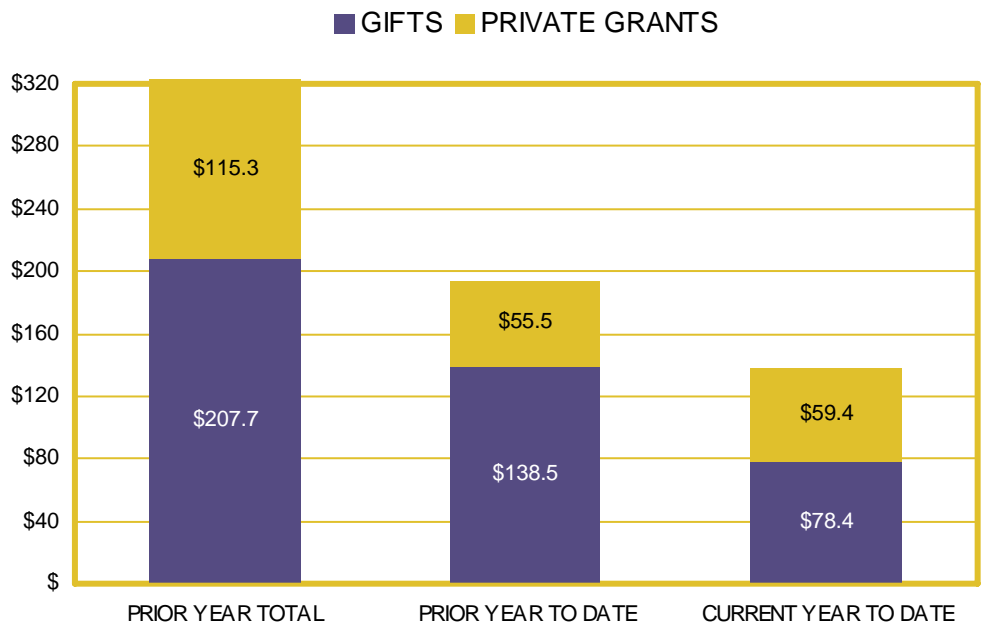
The UW received \$39.4 million in total private voluntary support (\$31.3 million in gifts and \$8.1 in grants) in December.

Areas including Arts and Sciences, Broadcast Services, Business School, Education, Graduate School, Information School, Intercollegiate Athletics, Nursing, Pharmacy, Social Work and UW Alumni Association are ahead of last year's year-to-date totals.

FUNDRAISING PROGRESS SINCE JULY 1, 2000



CURRENT GIFT AND PRIVATE GRANT TOTALS



DECEMBER 2006 GIFTS AND IMPACT

Selected gifts representing private support for one of the University of Washington's key fundraising priorities -- student, faculty, program and facility support.

Floyd U. Jones - \$700,000 to the College of Arts and Sciences

- This gift completes funding for the Floyd & Delores Jones Chair in the Arts – the first chair ever pledged to the Arts Division in the College of Arts and Sciences. The endowment will enable the University to attract and retain distinguished faculty in the arts, including but not limited to the School of Art, the School of Music, the School of Drama, the Dance Program & the Center for Digital Arts and Experimental Media (DXArts) .
- The endowment invested on January 1, 2007 with \$1 million in gifts and \$500,000 in matching funds and will begin distributing to the college on September 30, 2007.
- Both alumni of the College of Arts and Sciences, Floyd and Delores Jones established this endowed chair to rotate among arts disciplines because they believe that the arts are fundamental to a successful society.

Medic One Foundation - \$162,150 to UW Medicine

- The Foundation's gift benefits the Harborview Medical Center Medic One Paramedic Training Program. A University of Washington Laureate, the Foundation has contributed more than \$500,000 to this training program since 2005.
- The goal of Medic One Training is to take young Emergency Medical Technicians and teach them how to think like doctors in certain situations. Medic One Foundation funding insures that paramedic students acquire extensive field training under the direct supervision of experienced paramedics. Students undergo 1,900 hours of instruction and average 700 patient contacts during training — more than three times the national average.
- The expression "If you have to have a heart attack, have it in Seattle," was coined by *60 Minutes* senior correspondent Morley Safer in a 1974 report that featured the fledgling Medic One program.

Harry and Ann Pryde - \$100,000 to the Evans School

- Mr. and Mrs. Pryde's gift to the Harry A. and Ann L. Pryde Endowed Fellowship will support outstanding graduate students committed to excellence in public service. The Prydes have pledged another \$100,000 to the fund; their gifts will receive \$75,000 in matching funds from the University and the state.
- Fellowship grants will be awarded annually to students in excellent academic standing. The grants may provide support for living expenses, books, fees, and may also cover all or part of tuition. This endowment will also provide support for internship opportunities for Evans School graduate students to work in Washington, D.C., including support for travel expenses.
- Ann and Harry Pryde met in class as students at the Evans Graduate School. After founding the Pryde Corporation, a Seattle real estate development company, Harry's passion for affordable housing led to his service as President of the National Association of Home Builders. His involvement there strengthened his belief in the importance of exposing graduate students to national and global policy issues.





REPORT OF CONTRIBUTIONS

December 2006

CAMPAIGN UW: CREATING FUTURES

Report prepared by: Office of Development and Alumni Relations
Advancement Services, Information Management

1/8/2007 04:03 PM

TABLE OF CONTENTS

Campaign Progress to Date*	1
Campaign Progress by Giving Level*	2
Campaign Progress Pyramid*	3
Campaign Progress by Constituency*	4
Campaign Theme Progress*	5
Development Area Summary - Total Private Voluntary Support	6
Development Area Summary - Gifts and Private Grants	7
Development Area Summary - Gifts	8
Complete Fiscal Year Comparison	9
Year to Date Contribution Totals	10
Development Activity by Donor Type	11
Alumni Participation by Constituency	12

*All Campaign totals represented are from July 1, 2000 through the end of the preceding calendar month. Please note that grant revenue totals in Campaign Reports may contain clinical trials. Fundraising totals from all affiliated non-profit organizations are also included in UW Campaign totals.

The UW Campaign Executive Committee developed the counting policy for Campaign reports, based on Council for Advancement and Support of Education (CASE) campaign counting standards.

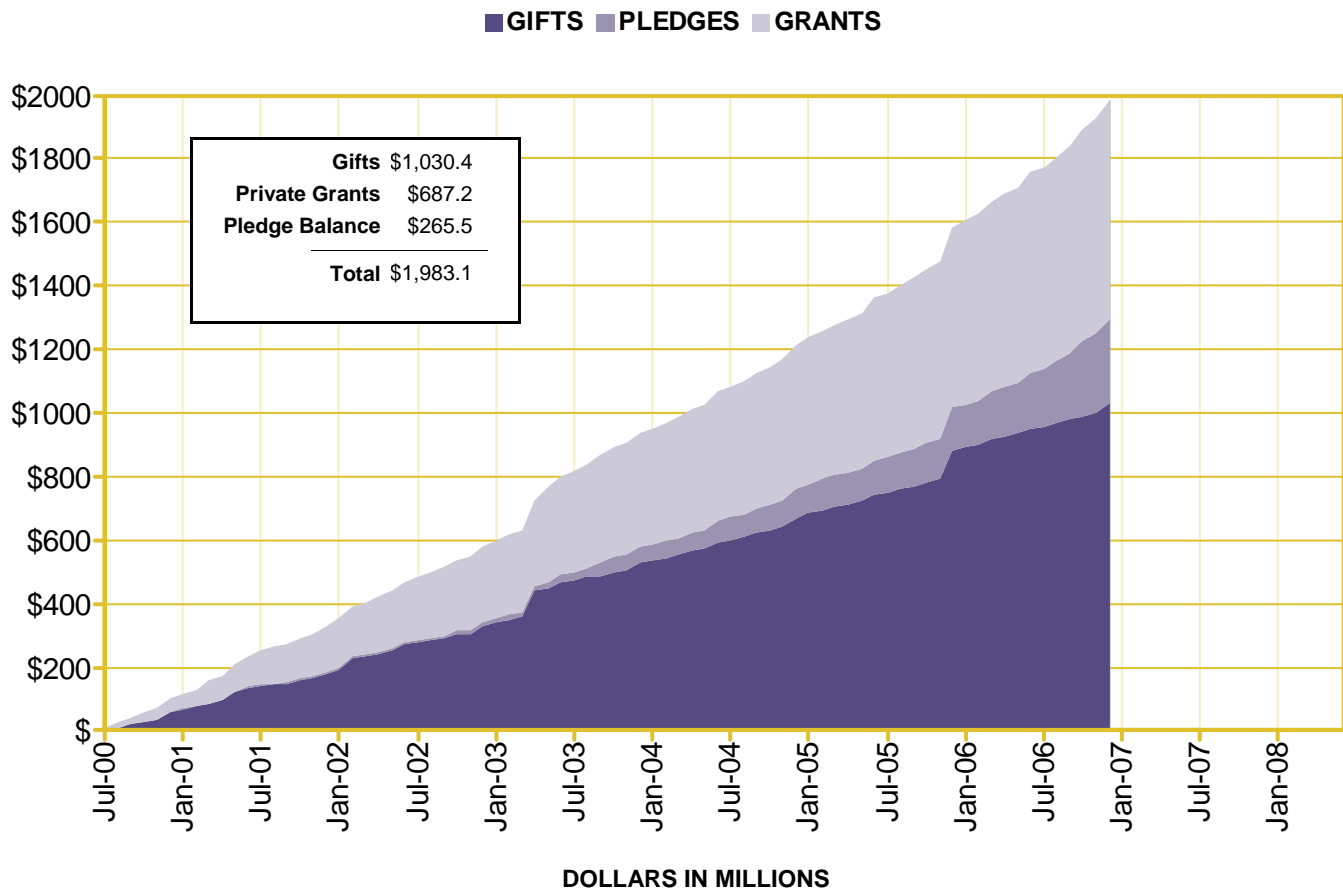
Annual reporting is July 1, 2006 through the end of the preceding calendar month.

Job Number: 73477
December 2006

Table of Contents



CAMPAIGN PROGRESS SINCE JULY 1, 2000



Source: UW Office of Development

Summarizes Total Private Voluntary Support since July 1, 2000. Testamentary Commitments included in Pledge Balance total. All dollar totals in millions.

Job Number: 73477
 December 2006

Fundraising Progress Since July 1, 2000



CAMPAIGN PROGRESS BY GIVING LEVEL

DOLLARS RAISED							
Gifts, Pledges & Grants							
Giving Level *	Alumni	Non Alumni	Family Fndns.	Corporations	Foundations	Other Orgs.	Total
\$100M+	\$0	\$35,220	\$241,630,894	\$0	\$0	\$0	\$241,666,114
\$50M - \$99,999,999	\$0	\$0	\$0	\$0	\$0	\$0	\$0
\$10M - \$49,999,999	\$44,730,424	\$71,503,527	\$33,972,500	\$59,181,657	\$101,252,320	\$23,108,531	\$333,748,958
\$5M - \$9,999,999	\$36,732,765	\$10,296,947	\$0	\$58,050,477	\$38,970,995	\$75,362,845	\$219,414,028
\$1M - \$4,999,999	\$118,170,525	\$67,099,778	\$29,152,392	\$118,006,059	\$108,318,621	\$81,472,099	\$522,219,475
\$100,000 - \$999,999	\$99,378,635	\$71,774,724	\$22,810,076	\$125,950,020	\$63,740,390	\$55,367,896	\$439,021,742
\$25,000 - \$99,999	\$25,611,527	\$19,541,219	\$2,816,842	\$30,058,091	\$7,457,423	\$10,233,563	\$95,718,665
\$10,000 - \$24,999	\$17,794,726	\$12,752,809	\$859,940	\$9,542,039	\$1,623,992	\$2,222,409	\$44,795,914
\$5,000 - \$9,999	\$11,697,066	\$8,897,303	\$283,153	\$4,926,220	\$552,297	\$692,483	\$27,048,522
\$2,000 - \$4,999	\$9,794,964	\$7,816,515	\$73,628	\$3,242,512	\$259,950	\$471,307	\$21,658,876
\$1,000 - \$1,999	\$5,553,053	\$4,334,351	\$22,676	\$1,403,107	\$78,295	\$220,624	\$11,612,106
\$500 - \$999	\$5,114,865	\$3,661,277	\$5,865	\$695,449	\$30,405	\$91,516	\$9,599,377
\$250 - \$499	\$3,472,097	\$4,783,841	\$1,150	\$297,701	\$10,938	\$44,622	\$8,610,349
\$100 - \$249	\$2,989,921	\$2,029,515	\$2,665	\$279,916	\$7,132	\$31,582	\$5,340,731
\$1 - \$99	\$1,420,545	\$1,187,995	\$189	\$71,644	\$1,063	\$10,594	\$2,692,031
Total	\$382,461,114	\$285,715,022	\$331,631,969	\$411,704,892	\$322,303,823	\$249,330,069	\$1,983,146,889
DONOR COUNTS							
Giving Level	Alumni	Non Alumni	Family Fndns.	Corporations	Foundations	Other Orgs.	Total
\$100M+	0	2	1	0	0	0	3
\$50M - \$99,999,999	0	0	0	0	0	0	0
\$10M - \$49,999,999	12	8	4	4	6	2	36
\$5M - \$9,999,999	8	7	0	8	6	10	39
\$1M - \$4,999,999	95	92	14	55	47	43	346
\$100,000 - \$999,999	561	608	71	464	192	183	2,079
\$25,000 - \$99,999	1,020	1,018	67	660	155	205	3,125
\$10,000 - \$24,999	2,140	1,998	60	715	112	151	5,176
\$5,000 - \$9,999	2,979	2,796	49	819	94	112	6,849
\$2,000 - \$4,999	5,129	5,226	26	1,241	89	168	11,879
\$1,000 - \$1,999	6,320	6,304	20	1,271	64	190	14,169
\$500 - \$999	10,504	9,720	12	1,262	50	154	21,702
\$250 - \$499	12,764	18,888	4	1,032	35	143	32,866
\$100 - \$249	23,304	20,888	18	2,169	51	250	46,680
\$1 - \$99	39,949	41,498	4	1,835	23	298	83,607
Total	104,785	109,053	350	11,535	924	1,909	228,556


Source: UW Office of Development & Alumni Relations

This report shows the count of distinct donors and campaign total by giving level and donor type since July 1, 2000.

**"Giving Level" is determined by summing all gift record types (including grants)



CAMPAIGN PROGRESS BY PYRAMID, SINCE JULY 1, 2000



228,556 Donor Count

Campaign Total: \$1,983,146,889

*Campaign Working Goal: \$2,000,000,000

Percent Complete: 99.2%

Source: UW Office of Development

The counts of distinct donors and fundraising totals by giving level are shown.

*Unit campaign goals are still being finalized.

Pyramid Levels are determined by summing all gift record types (including grants)



CAMPAIGN PROGRESS BY CONSTITUENCY

	GIFTS	Irrevocable Deferred Gifts		PLEDGES	Testamentary Commitments		GRANTS	Campaign - Private Voluntary Support		
		Donor Value	Discount Value		Donor Value	Discount Value		TOTAL	Working Goal	% of Goal
UW Medicine	\$283,840,561	\$11,470,124	\$6,448,838	\$46,478,917	\$29,301,186	\$10,576,273	\$351,843,470	\$722,934,258	\$1,000,000,000	72.3%
Architecture	\$7,633,363	\$2,244,117	\$663,889	\$1,448,492	\$2,225,000	\$1,294,992	\$3,883,923	\$17,434,895	\$19,000,000	91.8%
Arts and Sciences	\$104,976,003	\$6,587,607	\$4,293,595	\$10,647,427	\$36,454,000	\$24,783,666	\$69,377,859	\$228,042,896	\$240,000,000	95.0%
Broadcast Services	\$44,831,673	\$0	\$0	\$16,747	\$0	\$0	\$0	\$44,848,420	N/A	N/A
Business School	\$60,845,119	\$1,025,743	\$702,307	\$36,894,416	\$7,905,271	\$5,411,103	\$368,335	\$107,038,884	\$135,000,000	79.3%
Dentistry	\$7,633,920	\$246,992	\$136,080	\$1,358,466	\$775,000	\$431,459	\$3,923,688	\$13,938,067	\$15,000,000	92.9%
Education	\$10,837,733	\$28,552	\$25,515	\$2,718,695	\$2,050,000	\$1,261,668	\$13,710,471	\$29,345,450	\$23,000,000	127.6%
Engineering	\$130,423,288	\$2,649,822	\$1,405,540	\$7,478,698	\$4,933,345	\$1,951,366	\$74,234,943	\$219,720,096	\$250,000,000	87.9%
Evans Schl. of Pub. Affairs	\$11,593,135	\$81,135	\$84,921	\$272,998	\$500,000	\$265,793	\$37,898,504	\$50,345,772	\$40,000,000	125.9%
Forest Resources	\$9,111,063	\$646,572	\$522,374	\$360,875	\$2,515,000	\$1,276,133	\$3,493,466	\$16,126,976	\$17,700,000	91.1%
Friday Harbor Labs	\$5,995,661	\$153,242	\$78,775	\$338,733	\$5,255,000	\$2,978,876	\$862,743	\$12,605,379	\$12,000,000	105.0%
Information School	\$3,089,334	\$25,000	\$8,102	\$104,746	\$100,000	\$64,666	\$1,420,959	\$4,740,039	\$5,000,000	94.8%
Intercollegiate Athletics	\$97,698,280	\$246,570	\$168,346	\$6,511,091	\$210,000	\$133,886	\$0	\$104,665,941	\$110,000,000	95.2%
Law	\$59,425,793	\$70,832	\$38,401	\$1,067,596	\$224,988	\$81,736	\$1,101,542	\$61,890,752	\$70,000,000	88.4%
Libraries	\$5,936,293	\$442,146	\$356,155	\$52,572	\$1,797,000	\$783,765	\$475,708	\$8,703,719	\$9,000,000	96.7%
Nursing	\$9,714,062	\$3,295,000	\$2,399,578	\$1,667,040	\$3,322,799	\$1,693,681	\$8,439,567	\$26,438,468	\$24,000,000	110.2%
Ocean and Fisheries	\$12,887,132	\$5,812,500	\$2,684,083	\$74,734	\$0	\$0	\$23,570,509	\$42,344,875	\$34,000,000	124.5%
Pharmacy	\$9,075,858	\$0	\$0	\$466,188	\$0	\$0	\$4,718,247	\$14,260,293	\$10,260,000	139.0%
President's Funds	\$5,590,538	\$698,472	\$561,864	\$409,161	\$3,230,000	\$1,543,929	\$0	\$9,928,170	N/A	N/A
Public Health	\$13,847,242	\$50,259	\$32,171	\$917,112	\$0	\$0	\$64,039,277	\$78,853,890	\$90,000,000	87.6%
Scholar. & Student Progs.	\$32,893,898	\$1,365,684	\$633,592	\$2,043,725	\$3,868,333	\$2,036,974	\$1,864,332	\$42,035,972	\$40,000,000	105.1%
Social Work	\$2,099,739	\$290,566	\$158,012	\$10,058,604	\$0	\$0	\$6,106,420	\$18,555,329	\$10,000,000	185.6%
University Press	\$3,521,746	\$108,239	\$84,817	\$15,200	\$0	\$0	\$0	\$3,645,185	\$3,000,000	121.5%
University Support	\$35,508,144	\$1,550,063	\$906,769	\$6,219,410	\$12,050,000	\$5,339,222	\$15,056,957	\$70,384,574	N/A	N/A
UW Bothell	\$2,353,330	\$0	\$0	\$47,260	\$0	\$0	\$750,500	\$3,151,090	\$5,700,000	55.3%
UW Tacoma	\$19,728,127	\$195,000	\$175,352	\$8,339,115	\$2,825,000	\$1,596,615	\$80,257	\$31,167,499	\$35,000,000	89.0%
All UW Total	\$991,091,035	\$39,284,236	\$22,569,076	\$146,008,019	\$119,541,922	\$63,505,803	\$687,221,677	\$1,983,146,889	\$2,000,000,000	99.2%

Source: UW Office of Development

Fundraising progress toward campaign working goals by constituency area (school/college/program). Campaign total is the sum of gifts, grants, active pledges and donor values of irrevocable deferred gifts and testamentary commitments. "N/A" is not applicable. 1 - "Pledges" are those in active status only. 2 - "Grants" are private grants only. 3 - Unit campaign working goals are still being finalized.

Job Number: 73477

December 2006

Campaign Progress by Constituency - Since July 2000



CAMPAIGN FUNDING THEME PROGRESS - JULY 2000 - PRESENT

THEME	CURRENT USE	ENDOWMENT	TOTAL
Student Support	\$96,076,966	\$163,817,435	\$259,894,400
Faculty Support	\$85,656,345	\$131,078,284	\$216,734,629
Program Support for Faculty and Students	\$895,124,339	\$131,716,127	\$1,026,840,465
Capital	\$281,514,629	\$1,778,269	\$283,292,898
Unrestricted	\$164,785,698	\$31,598,799	\$196,384,497
Total	\$1,523,157,976	\$459,988,913	\$1,983,146,889
Goal	\$1,600,000,000	\$400,000,000	\$2,000,000,000
% to Goal	95.2%	115.0%	99.2%

Source: UW Office of Development

This report shows contribution totals by campaign theme/priority since July 1, 2000.

Job Number: 73477
 December 2006

Campaign Theme Progress



DEVELOPMENT SUMMARY - TOTAL PRIVATE VOLUNTARY SUPPORT

AREA	YEAR TO DATE DONOR VALUES		
	GIFTS	PRIVATE GRANTS	TOTAL
UW Seattle			
UW Medicine	\$16,302,648	\$34,554,295	\$50,856,944
Architecture	\$614,680	\$162,000	\$776,680
Arts and Sciences	\$11,828,257	\$5,611,823	\$17,440,081
Broadcast Services	\$3,426,628		\$3,426,628
Business School	\$7,255,714	\$28,347	\$7,284,061
Dentistry	\$720,288	\$77,389	\$797,677
Education	\$1,029,012	\$930,031	\$1,959,043
Engineering	\$7,552,588	\$3,514,324	\$11,066,912
Evans Schl. of Pub. Affairs	\$2,186,480	\$1,525,941	\$3,712,421
Forest Resources	\$581,494	\$99,181	\$680,675
Graduate School	\$1,167,285	\$709,331	\$1,876,616
Information School	\$360,435	\$173,724	\$534,159
Intercollegiate Athletics	\$7,052,083		\$7,052,083
Law	\$758,140	\$112,000	\$870,140
Libraries	\$475,661		\$475,661
Nursing	\$4,230,751	\$616,547	\$4,847,298
Ocean and Fisheries	\$1,095,208	\$1,177,607	\$2,272,816
Pharmacy	\$770,496	\$462,743	\$1,233,239
President's Funds	\$231,735		\$231,735
Public Health	\$390,241	\$5,479,470	\$5,869,712
Scholar. & Student Progs.	\$3,506,042	\$1,000,000	\$4,506,042
Social Work	\$110,264	\$826,149	\$936,413
UW Alumni Association	\$560,857		\$560,857
University Press	\$1,608,179		\$1,608,179
University Support	\$3,105,669	\$2,335,700	\$5,441,369
UW Bothell	\$178,300		\$178,300
UW Tacoma	\$1,302,646	\$5,567	\$1,308,213
All UW Total	\$78,401,794	\$59,402,172	\$137,803,966

Source: UW Office of Development

Contribution totals for the major Development areas of the University are shown.

Job Number: 73477

December 2006

Development Area Summary - Total Private Voluntary Support



DEVELOPMENT SUMMARY - GIFTS AND PRIVATE GRANTS

AREA	CURRENT MONTH		YEAR TO DATE		PRIOR YEAR TO DATE		PRIOR FISCAL YEAR	
	Donors	Value	Donors	Value	Donors	Value	Donors	Value
UW Seattle								
UW Medicine	4,587	\$10,369,938	10,761	\$50,856,944	11,618	\$61,845,399	18,379	\$108,952,952
Architecture	381	\$373,039	681	\$776,680	670	\$2,671,830	1,316	\$5,313,848
Arts and Sciences	3,500	\$6,871,216	10,904	\$17,440,081	10,431	\$15,466,815	16,381	\$26,555,640
Broadcast Services	622	\$234,261	2,476	\$3,426,628	1,849	\$3,203,467	3,307	\$8,323,416
Business School	818	\$3,856,527	3,158	\$7,284,061	2,909	\$6,563,660	4,406	\$10,411,034
Dentistry	303	\$279,077	998	\$797,677	883	\$1,065,315	1,363	\$1,760,021
Education	244	\$593,088	980	\$1,959,043	1,006	\$1,298,045	1,895	\$2,916,481
Engineering	862	\$3,883,315	3,086	\$11,066,912	2,843	\$23,314,720	4,224	\$38,867,802
Evans Schl. of Pub. Affairs	85	\$2,260,143	243	\$3,712,421	276	\$4,068,273	630	\$5,997,460
Forest Resources	226	\$195,147	522	\$680,675	608	\$1,923,050	1,024	\$3,078,045
Graduate School	76	\$162,561	185	\$1,876,616	492	\$1,866,997	683	\$2,470,722
Information School	90	\$141,527	497	\$534,159	419	\$245,560	610	\$811,461
Intercollegiate Athletics	1,628	\$3,053,120	4,762	\$7,052,083	4,250	\$5,741,776	20,414	\$17,642,469
Law	455	\$203,915	1,057	\$870,140	1,072	\$34,641,127	1,987	\$36,175,919
Libraries	387	\$309,586	968	\$475,661	1,065	\$789,092	4,256	\$1,343,782
Nursing	587	\$452,632	1,234	\$4,847,298	1,161	\$1,794,809	1,814	\$2,856,427
Ocean and Fisheries	254	\$817,894	500	\$2,272,816	404	\$5,168,638	708	\$14,035,193
Pharmacy	166	\$339,802	531	\$1,233,239	535	\$1,006,600	1,219	\$1,896,947
President's Funds	485	\$111,841	1,162	\$231,735	909	\$432,881	1,812	\$711,430
Public Health	154	\$487,521	448	\$5,869,712	359	\$6,270,571	793	\$8,346,379
Scholar. & Student Progs.	716	\$2,541,108	1,892	\$4,506,042	1,839	\$4,865,931	3,203	\$8,712,482
Social Work	183	\$580,434	455	\$936,413	325	\$837,330	821	\$1,187,969
UW Alumni Association	1,899	\$120,204	11,632	\$560,857	9,893	\$479,359	21,560	\$1,117,494
University Press	51	\$71,971	178	\$1,608,179	244	\$220,722	417	\$512,227
University Support	258	\$734,046	1,171	\$5,441,369	1,049	\$6,078,302	2,803	\$8,933,954
UW Bothell	45	\$14,868	160	\$178,300	147	\$650,889	533	\$893,379
UW Tacoma	123	\$354,624	324	\$1,308,213	308	\$1,483,100	770	\$3,180,471
All UW Unique Total	17,237	\$39,413,417	53,229	\$137,803,966	50,054	\$193,994,273	97,876	\$323,005,417

Source: UW Office of Development

The number of donors and contribution totals for the major Development areas of the University are shown. Dollar values are based on donor values.

Job Number: 73477

December 2006

Development Area Summary - Gifts and Private Grants



**UW FOUNDATION
REPORT OF CONTRIBUTIONS - DECEMBER 2006**

DEVELOPMENT SUMMARY - GIFTS

AREA	CURRENT MONTH		YEAR TO DATE		PRIOR YEAR TO DATE		PRIOR FISCAL YEAR	
	Donors	Value	Donors	Value	Donors	Value	Donors	Value
UW Seattle								
UW Medicine	4,543	\$6,608,698	10,584	\$16,302,648	11,421	\$36,647,270	18,096	\$49,328,735
Architecture	380	\$333,039	676	\$614,680	668	\$2,647,680	1,313	\$3,114,700
Arts and Sciences	3,485	\$5,672,873	10,857	\$11,828,257	10,388	\$10,720,672	16,304	\$18,125,791
Broadcast Services	622	\$234,261	2,476	\$3,426,628	1,849	\$3,203,467	3,307	\$8,323,416
Business School	818	\$3,856,527	3,157	\$7,255,714	2,908	\$6,538,660	4,403	\$10,271,846
Dentistry	302	\$274,077	993	\$720,288	880	\$1,047,315	1,353	\$1,419,981
Education	242	\$491,424	974	\$1,029,012	1,004	\$1,002,945	1,888	\$1,790,300
Engineering	859	\$2,877,828	3,053	\$7,552,588	2,801	\$13,598,244	4,157	\$20,093,019
Evans Schl. of Pub. Affairs	84	\$1,985,143	231	\$2,186,480	265	\$550,366	615	\$780,802
Forest Resources	224	\$152,520	516	\$581,494	602	\$1,709,218	1,010	\$2,485,778
Graduate School	74	\$101,428	180	\$1,167,285	490	\$1,757,203	681	\$2,352,479
Information School	90	\$141,527	494	\$360,435	415	\$206,824	605	\$401,173
Intercollegiate Athletics	1,628	\$3,053,120	4,762	\$7,052,083	4,250	\$5,741,776	20,414	\$17,642,469
Law	455	\$203,915	1,055	\$758,140	1,071	\$34,620,429	1,985	\$36,124,321
Libraries	387	\$309,586	968	\$475,661	1,063	\$723,710	4,254	\$1,278,400
Nursing	585	\$171,074	1,228	\$4,230,751	1,151	\$1,251,900	1,795	\$1,638,532
Ocean and Fisheries	242	\$554,497	481	\$1,095,208	382	\$1,955,400	676	\$7,379,889
Pharmacy	163	\$190,672	526	\$770,496	532	\$814,994	1,214	\$1,650,696
President's Funds	485	\$111,841	1,162	\$231,735	909	\$432,881	1,812	\$711,430
Public Health	148	\$115,669	424	\$390,241	330	\$652,925	744	\$891,850
Scholar. & Student Progs.	716	\$2,541,108	1,892	\$3,506,042	1,837	\$4,799,475	3,201	\$8,473,021
Social Work	181	\$34,434	449	\$110,264	320	\$483,925	814	\$582,220
UW Alumni Association	1,899	\$120,204	11,632	\$560,857	9,893	\$479,359	21,560	\$1,117,494
University Press	51	\$71,971	178	\$1,608,179	244	\$220,722	417	\$512,227
University Support	258	\$734,046	1,167	\$3,105,669	1,046	\$5,162,948	2,796	\$7,884,789
UW Bothell	45	\$14,868	160	\$178,300	146	\$50,889	532	\$193,379
UW Tacoma	123	\$354,624	322	\$1,302,646	307	\$1,478,110	769	\$3,175,481
All UW Unique Total	17,150	\$31,310,986	52,943	\$78,401,794	49,728	\$138,499,322	97,391	\$207,744,231

Source: UW Office of Development

The number of donors and contribution totals (gifts only) for the major Development areas of the University are shown. Dollar values are based on donor values.

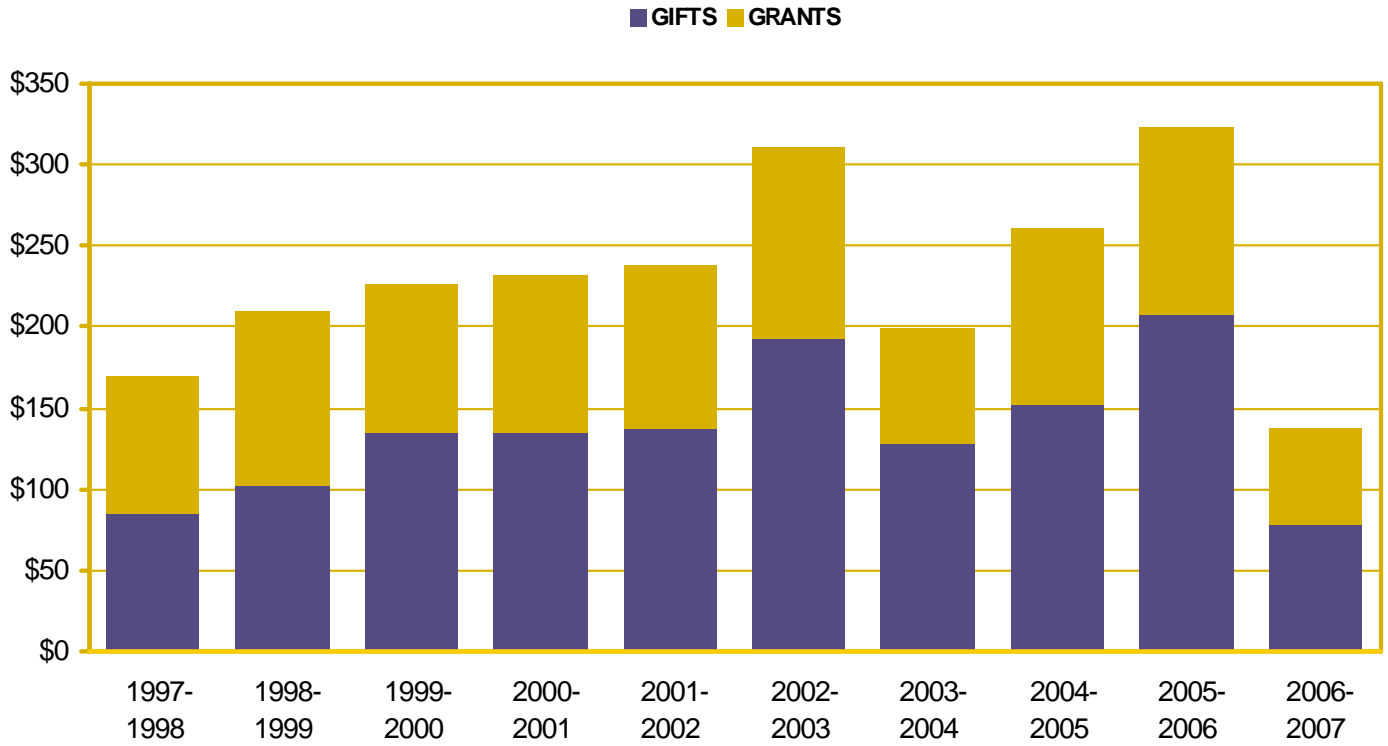
Job Number: 73477

December 2006

Development Area Summary - Gifts



COMPLETE FISCAL YEAR COMPARISON OF TOTAL CONTRIBUTIONS RECEIVED



DOLLARS IN MILLIONS

FISCAL YEAR	GIFTS	GRANTS	TOTAL CONTRIBUTIONS
2006- 2007	\$78,401,794	\$59,402,172	\$137,803,966
2005- 2006	\$207,744,231	\$115,261,186	\$323,005,417
2004- 2005	\$151,969,925	\$108,802,371	\$260,772,296
2003- 2004	\$128,174,367	\$71,603,323	\$199,777,690
2002- 2003	\$192,573,183	\$118,677,722	\$311,250,905
2001- 2002	\$137,959,340	\$100,820,547	\$238,779,887
2000- 2001	\$134,805,190	\$97,112,979	\$231,918,169
1999- 2000	\$134,037,997	\$91,536,165	\$225,574,162
1998- 1999	\$102,925,077	\$107,619,586	\$210,544,663
1997- 1998	\$84,718,016	\$85,276,615	\$169,994,631

Source: UW Office of Development

This graph compares the current fiscal year's contribution totals to each of the previous nine fiscal year's contribution totals.

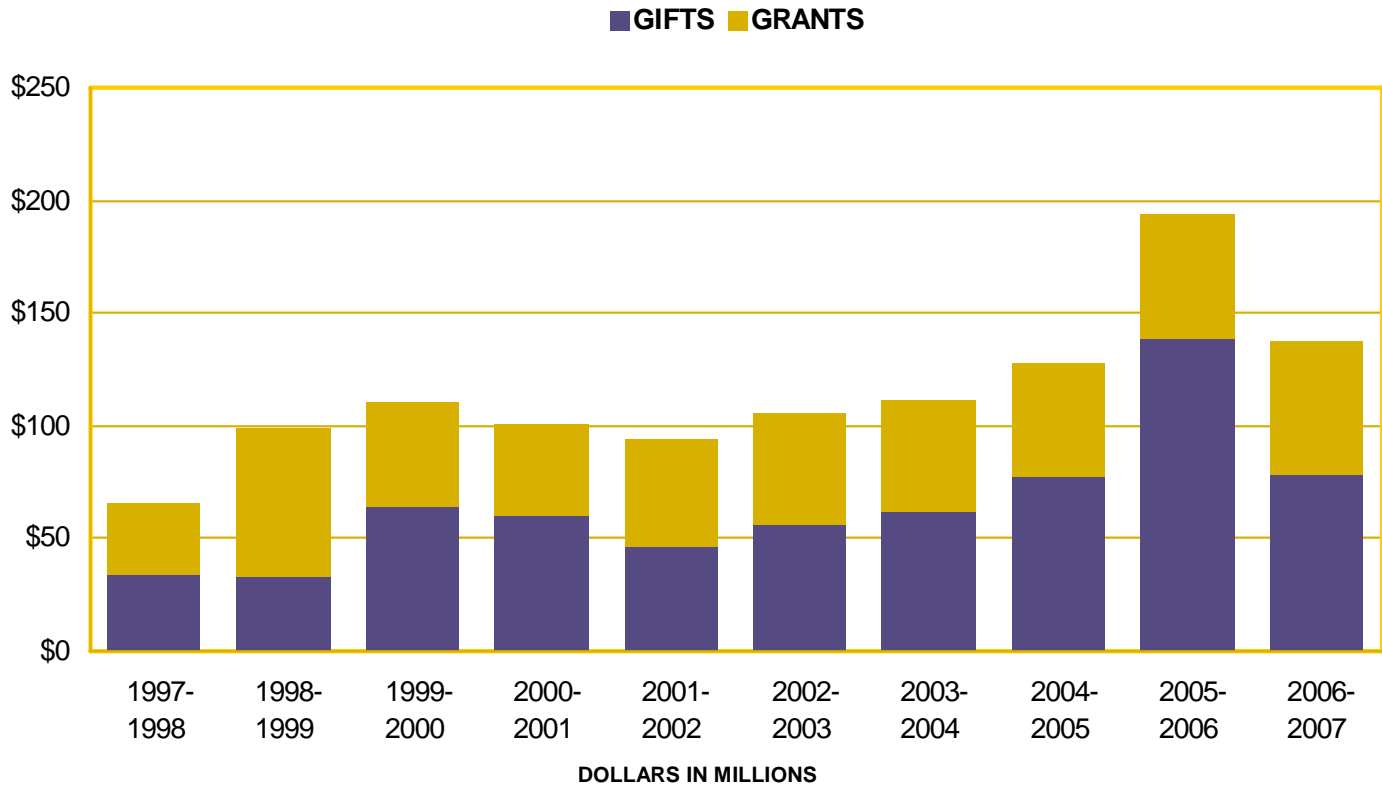
Job Number: 73477

December 2006

Fiscal Year Totals Graph



YEAR TO DATE CONTRIBUTION TOTALS



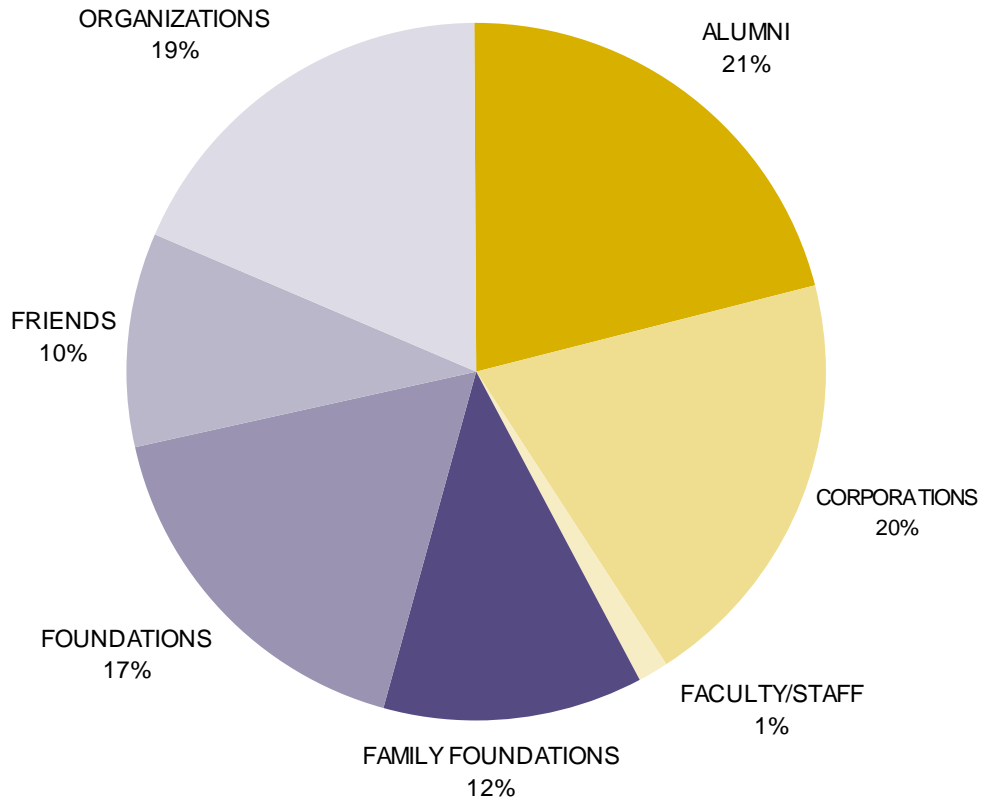
FISCAL YEAR	GIFTS	GRANTS	TOTAL CONTRIBUTIONS
2006- 2007	\$78,401,794	\$59,402,172	\$137,803,966
2005- 2006	\$138,499,322	\$55,494,951	\$193,994,273
2004- 2005	\$77,689,900	\$50,505,571	\$128,195,471
2003- 2004	\$62,089,442	\$48,886,946	\$110,976,388
2002- 2003	\$56,283,917	\$49,383,639	\$105,667,556
2001- 2002	\$46,825,862	\$46,929,112	\$93,754,975
2000- 2001	\$59,840,487	\$40,542,569	\$100,383,056
1999- 2000	\$64,006,287	\$46,019,341	\$110,025,628
1998- 1999	\$32,786,646	\$65,836,662	\$98,623,308
1997- 1998	\$33,640,703	\$32,367,456	\$66,008,159

Source: UW Office of Development

This graph compares the current fiscal year's contribution totals to each of the previous nine fiscal year's contribution totals.



DEVELOPMENT ACTIVITY BY DONOR TYPE IN CURRENT FISCAL YEAR



DONOR TYPE	YEAR TO DATE		PRIOR YEAR TO DATE		PRIOR FISCAL YEAR	
	Donors	Value	Donors	Value	Donors	Value
Alumni	29,665	\$29,265,302	28,012	\$33,830,914	51,440	\$59,214,863
Corporations	1,502	\$26,952,088	1,690	\$30,254,749	3,523	\$62,670,936
Faculty/Staff	2,554	\$1,779,093	2,505	\$1,800,586	3,701	\$2,957,964
Family Foundations	100	\$16,591,772	124	\$65,795,977	173	\$82,336,824
Foundations	240	\$23,736,834	289	\$27,796,782	444	\$48,525,785
Friends	18,856	\$13,721,655	17,191	\$13,907,917	38,220	\$27,738,180
Organizations	312	\$25,757,222	312	\$20,607,348	558	\$39,560,865

Source: UW Office of Development

This graph shows the sources of contributions for the current year to date. Dollar values are based on donor value.

Job Number: 73477
 December 2006

Development Activity by Donor Type in Current Fiscal Year Chart



ALUMNI PARTICIPATION BY CONSTITUENCY

AREA	CURRENT FISCAL YEAR TO DATE			PREVIOUS FISCAL YEAR TO DATE			
	Solicitible	Donors	Partic. Rate	Solicitible	Donors	Partic. Rate	Final %
UW Seattle							
UW Medicine	16,867	1,921	11.4%	16,049	1,903	11.9%	20.4%
Architecture	7,709	778	10.1%	7,393	787	10.6%	18.7%
Arts and Sciences	138,301	12,653	9.1%	126,129	11,956	9.5%	15.6%
Business School	36,594	4,668	12.8%	34,923	4,239	12.1%	20.2%
Dentistry	4,525	767	17.0%	4,388	757	17.3%	27.4%
Education	19,116	1,935	10.1%	18,434	1,935	10.5%	19.2%
Engineering	31,945	3,212	10.1%	30,120	2,956	9.8%	15.7%
Evans School of Public Affairs	2,119	273	12.9%	1,964	234	11.9%	25.4%
Forest Resources	4,603	353	7.7%	4,446	417	9.4%	16.5%
Interdisc. Grad. Programs	1,463	132	9.0%	1,296	127	9.8%	17.3%
Interdisc. Undergrad. Programs	170	23	13.5%	119	7	5.9%	10.9%
Interschool Programs	353	38	10.8%	286	26	9.1%	14.7%
Information School	4,202	599	14.3%	3,976	588	14.8%	22.4%
Law	7,593	1,003	13.2%	7,320	1,035	14.1%	24.1%
School of Nursing	8,469	1,305	15.4%	8,181	1,216	14.9%	23.0%
Ocean & Fisheries	3,866	393	10.2%	3,642	369	10.1%	18.6%
Pharmacy	3,364	458	13.6%	3,255	413	12.7%	29.1%
Public Health	4,104	441	10.7%	3,766	390	10.4%	20.5%
Social Work	6,232	541	8.7%	5,804	473	8.1%	16.8%
UW Bothell	5,245	307	5.9%	4,324	245	5.7%	13.5%
UW Tacoma	5,850	309	5.3%	4,892	228	4.7%	11.8%
Unspecified	11,278	1,309	11.6%	11,097	1,354	12.2%	20.6%
All UW Total	297,648	29,665	10.0%	276,793	28,012	10.1%	18.6%

Source: UW Office of Development

Job Number: 73477
December 2006

Alumni Participation

