

VII. STANDING COMMITTEES

B. Finance, Audit and Facilities Committee

UW

Report of Contributions

University of Washington
University of Washington Foundation

June and July, 2006

NOTES AS OF JUNE 30, 2006

DATA POINTS

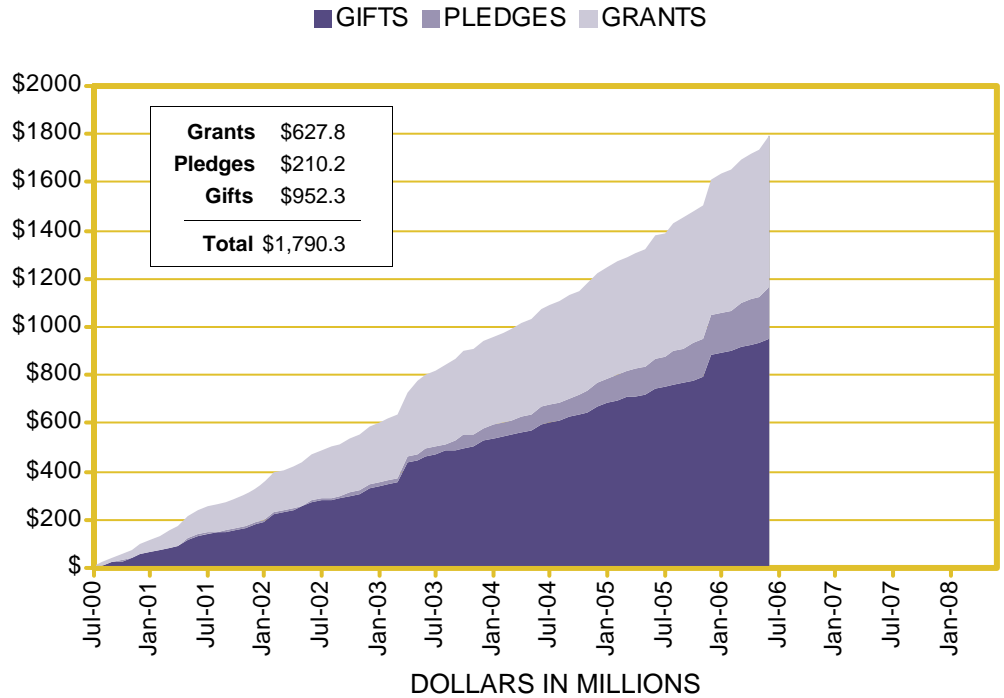
\$1,790,266,302 has been raised toward our campaign goal of \$2 billion.

The UW received \$36.0 million in total private voluntary support (\$17.6 million in gifts and \$18.3 in grants) in June.

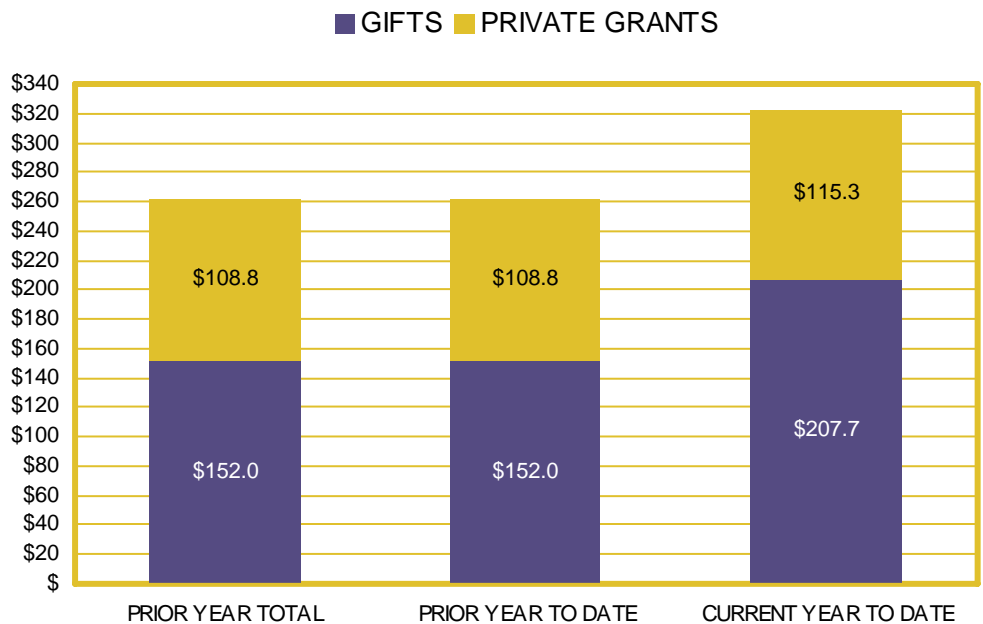
Areas including Architecture, Arts and Sciences, Broadcast Services, Dentistry, Engineering, Forest Resources, Information School, Intercollegiate Athletics, Law, Libraries, Nursing, Ocean and Fisheries, Scholar. & Student Progs., UW Alumni Association, UW Bothell and UW Medicine

are ahead of last year's year's totals.

FUNDRAISING PROGRESS SINCE JULY 1, 2000



CURRENT GIFT AND PRIVATE GRANT TOTALS



JUNE 2006 GIFTS AND IMPACT

Selected gifts representing private support for one of the University of Washington's key fundraising priorities -- student, faculty, program and facility support.

Breast Cancer Research Foundation – \$93,448 to UW Medicine

- The Breast Cancer Research Foundation, a University of Washington Laureate organization, has now donated more than \$186,000 in funds to be used at the discretion of Dr. Mary-Claire King, American Cancer Society Professor of Genome Sciences and Medicine, in her breast cancer research program at the UW.
- Dr. King's work focuses on determining the genes responsible for inherited predisposition to breast and ovarian cancers, and to identify other factors that modify the effects of those genes. Her work led to the identification of the first gene for hereditary breast cancer in 1990.
- The Breast Cancer Research Foundation funds investigators at renowned medical centers in Canada, Europe, Israel, Latin America and the United States. Currently, more than six different vaccines to treat and prevent breast cancer are in testing due to BRCF grants.

James and Mary Dunnam – \$10,000 to Scholarships and Student Programs

- This gift from Mr. and Mrs. Dunnam will support the University's Dream Project, a student-initiated high-school outreach program that partners UW students with first-generation and low-income students in Seattle area high schools to help these students prepare for and apply to college.
- The gift will be used to help with general Dream Project expenses, including classroom materials, food and travel. Currently, this pilot program – via the efforts of 35 UW students – has partnered with three high schools and serves 100 high school students.
- The Dream Project is a UW course as well as an outreach program. Participating students can earn up to two credits per quarter.
- Mrs. Dunnam is a long-time supporter of K-12 education and an active volunteer with the Seattle Academy of Arts and Sciences. In addition to making a gift, she met with UW students enrolled in the class to coach them in the art of fundraising.

Henry M. Jackson Foundation - \$20,000 to the University Press

- The Henry M. Jackson Foundation's support will be used to publish "Boris Yeltsin and Russia's Democratic Transformation", by UW Professor Emeritus Herbert J. Ellison.
- A graduate of the University of Washington, where he received his law degree in 1935, Henry M. "Scoop" Jackson spent 43 years in the U.S. Congress, where he played a key leadership role in international affairs, public service, human rights and environmental issues.
- Herb Ellison is a professor at the University's Henry M. Jackson School of International Studies, named for the late Senator in recognition of his interest and support of the School and the field of international affairs.





REPORT OF CONTRIBUTIONS

June 2006

CAMPAIGN UW: CREATING FUTURES

Report prepared by: Office of Development and Alumni Relations
Advancement Services, Information Management

7/7/2006 09:03 AM

TABLE OF CONTENTS

Campaign Progress to Date*	1
Campaign Progress by Giving Level*	2
Campaign Progress Pyramid*	3
Campaign Progress by Constituency*	4
Campaign Theme Progress*	5
Development Area Summary - Total Private Voluntary Support	6
Development Area Summary - Gifts and Private Grants	7
Development Area Summary - Gifts	8
Complete Fiscal Year Comparison	9
Year to Date Contribution Totals	10
Development Activity by Donor Type	11
Alumni Participation by Constituency	12

*All Campaign totals represented are from July 1, 2000 through the end of the preceding calendar month. Please note that grant revenue totals in Campaign Reports may contain clinical trials. Fundraising totals from all affiliated non-profit organizations are also included in UW Campaign totals.

The UW Campaign Executive Committee developed the counting policy for Campaign reports, based on Council for Advancement and Support of Education (CASE) campaign counting standards.

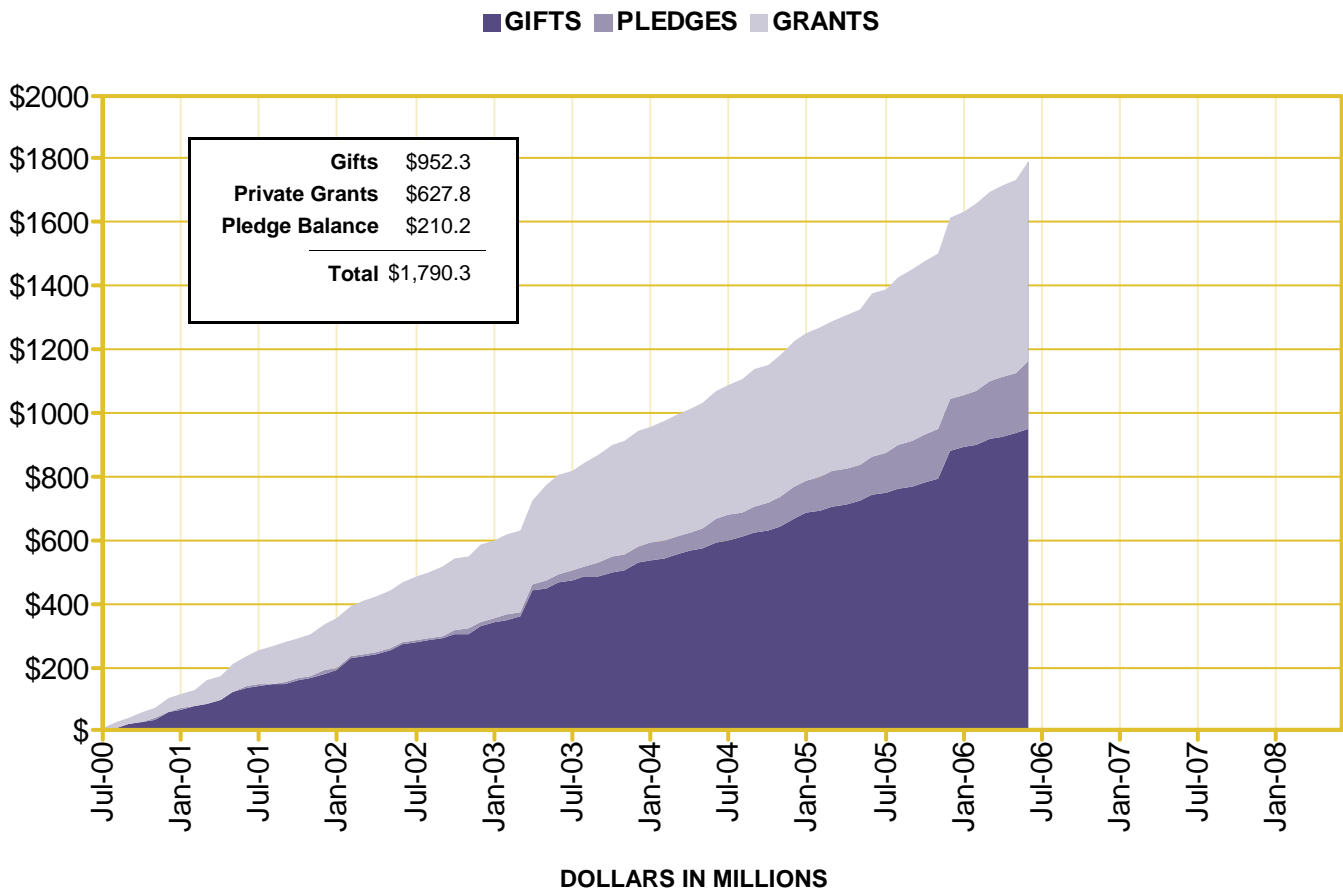
Annual reporting is July 1, 2005 through the end of the preceding calendar month.

Job Number: 71140
June 2006

Table of Contents



CAMPAIGN PROGRESS SINCE JULY 1, 2000



Source: UW Office of Development

Summarizes Total Private Voluntary Support since July 1, 2000. Testamentary Commitments included in Pledge Balance total. All dollar totals in millions.

Job Number: 71140
 June 2006

Fundraising Progress Since July 1, 2000



CAMPAIGN PROGRESS BY GIVING LEVEL

DOLLARS RAISED							
Gifts, Pledges & Grants							
Giving Level *	Alumni	Non Alumni	Family Fndns.	Corporations	Foundations	Other Orgs.	Total
\$100M+	\$0	\$32,720	\$211,539,201	\$0	\$0	\$0	\$211,571,921
\$50M - \$99,999,999	\$0	\$0	\$0	\$0	\$0	\$0	\$0
\$10M - \$49,999,999	\$42,516,205	\$58,713,141	\$21,492,500	\$55,885,703	\$94,925,876	\$11,685,392	\$285,218,817
\$5M - \$9,999,999	\$29,213,498	\$5,111,250	\$0	\$55,065,866	\$31,489,499	\$68,894,755	\$189,774,867
\$1M - \$4,999,999	\$105,790,717	\$57,875,002	\$25,460,592	\$115,065,129	\$107,357,778	\$76,152,968	\$487,702,186
\$100,000 - \$999,999	\$89,121,857	\$67,963,866	\$22,713,840	\$113,898,810	\$58,875,225	\$50,734,637	\$403,308,236
\$25,000 - \$99,999	\$23,398,505	\$17,816,436	\$2,845,181	\$28,333,377	\$6,968,397	\$9,805,827	\$89,167,724
\$10,000 - \$24,999	\$15,792,356	\$11,736,091	\$926,185	\$9,078,958	\$1,411,131	\$2,085,659	\$41,030,381
\$5,000 - \$9,999	\$11,023,028	\$8,550,728	\$262,543	\$4,744,823	\$580,145	\$715,285	\$25,876,551
\$2,000 - \$4,999	\$9,351,335	\$7,591,754	\$75,808	\$3,197,985	\$261,971	\$429,256	\$20,908,109
\$1,000 - \$1,999	\$5,044,156	\$4,054,367	\$23,676	\$1,333,223	\$76,514	\$202,173	\$10,734,110
\$500 - \$999	\$4,726,627	\$3,483,844	\$5,365	\$658,912	\$29,714	\$87,190	\$8,991,652
\$250 - \$499	\$4,403,368	\$3,434,180	\$900	\$372,230	\$9,102	\$41,719	\$8,261,500
\$100 - \$249	\$2,880,718	\$1,943,605	\$2,465	\$268,017	\$8,272	\$30,380	\$5,133,457
\$1 - \$99	\$1,359,570	\$1,147,237	\$189	\$68,864	\$998	\$9,934	\$2,586,792
Total	\$344,621,942	\$249,454,221	\$285,348,445	\$387,971,897	\$301,994,623	\$220,875,175	\$1,790,266,302
DONOR COUNTS							
Giving Level	Alumni	Non Alumni	Family Fndns.	Corporations	Foundations	Other Orgs.	Total
\$100M+	0	2	1	0	0	0	3
\$50M - \$99,999,999	0	0	0	0	0	0	0
\$10M - \$49,999,999	9	7	3	4	6	1	30
\$5M - \$9,999,999	7	7	0	8	5	9	36
\$1M - \$4,999,999	86	81	13	55	44	42	321
\$100,000 - \$999,999	503	553	72	427	175	173	1,903
\$25,000 - \$99,999	931	920	65	622	148	200	2,886
\$10,000 - \$24,999	1,911	1,817	62	681	98	142	4,711
\$5,000 - \$9,999	2,828	2,613	47	791	96	114	6,489
\$2,000 - \$4,999	4,925	5,030	26	1,218	88	156	11,443
\$1,000 - \$1,999	5,825	5,853	21	1,210	63	174	13,146
\$500 - \$999	9,864	9,134	11	1,210	49	148	20,416
\$250 - \$499	15,836	14,188	3	1,277	29	135	31,468
\$100 - \$249	22,827	19,624	16	2,092	58	239	44,856
\$1 - \$99	37,829	39,494	4	1,778	22	286	79,413
Total	103,381	99,323	344	11,373	881	1,819	217,121


Source: UW Office of Development & Alumni Relations

This report shows the count of distinct donors and campaign total by giving level and donor type since July 1, 2000.

**"Giving Level" is determined by summing all gift record types (including grants)



CAMPAIGN PROGRESS BY PYRAMID, SINCE JULY 1, 2000



217,121 Donor Count

Campaign Total: \$1,790,266,302

*Campaign Working Goal: \$2,000,000,000

Percent Complete: 89.5%

Source: UW Office of Development

The counts of distinct donors and fundraising totals by giving level are shown.

*Unit campaign goals are still being finalized.

Pyramid Levels are determined by summing all gift record types (including grants)



CAMPAIGN PROGRESS BY CONSTITUENCY

	GIFTS	Irrevocable Deferred Gifts		PLEDGES	Testamentary Commitments		GRANTS	Campaign - Private Voluntary Support		
		Donor Value	Discount Value		Donor Value	Discount Value		TOTAL	Working Goal	% of Goal
UW Medicine	\$267,965,188	\$11,148,133	\$5,932,972	\$18,811,789	\$21,332,853	\$6,900,284	\$317,289,175	\$636,547,138	\$1,000,000,000	63.7%
Architecture	\$7,018,682	\$2,244,117	\$658,000	\$1,856,050	\$2,225,000	\$1,294,992	\$3,721,923	\$17,065,772	\$19,000,000	89.8%
Arts and Sciences	\$93,194,672	\$6,466,274	\$3,964,216	\$11,184,207	\$34,894,000	\$21,617,603	\$63,766,035	\$209,505,189	\$240,000,000	87.3%
Broadcast Services	\$41,558,220	\$0	\$0	\$15,341	\$0	\$0	\$0	\$41,573,561	N/A	N/A
Business School	\$53,615,674	\$1,024,449	\$709,750	\$32,281,290	\$3,580,271	\$2,317,929	\$339,988	\$90,841,671	\$135,000,000	67.3%
Dentistry	\$6,908,632	\$246,992	\$110,376	\$987,061	\$775,000	\$431,459	\$3,846,299	\$12,763,985	\$15,000,000	85.1%
Education	\$9,558,420	\$28,552	\$10,686	\$3,412,843	\$2,050,000	\$1,261,668	\$12,780,440	\$27,830,255	\$23,000,000	121.0%
Engineering	\$123,508,391	\$2,023,461	\$1,111,714	\$6,428,804	\$4,600,011	\$1,863,447	\$70,720,619	\$207,281,286	\$250,000,000	82.9%
Evans Schl. of Pub. Affairs	\$9,429,695	\$57,994	\$69,964	\$378,008	\$500,000	\$265,793	\$36,372,563	\$46,738,261	\$40,000,000	116.8%
Forest Resources	\$8,529,569	\$646,572	\$516,844	\$404,990	\$2,500,000	\$1,266,903	\$3,394,285	\$15,475,416	\$17,700,000	87.4%
Friday Harbor Labs	\$5,853,750	\$153,242	\$78,775	\$352,965	\$3,505,000	\$2,333,977	\$862,743	\$10,727,701	\$12,000,000	89.4%
Information School	\$2,753,849	\$0	\$0	\$142,333	\$100,000	\$64,666	\$1,247,235	\$4,243,416	\$5,000,000	84.9%
Intercollegiate Athletics	\$90,669,307	\$246,570	\$166,700	\$7,441,149	\$210,000	\$133,886	\$0	\$98,567,026	\$110,000,000	89.6%
Law	\$58,731,459	\$7,026	\$4,595	\$1,007,684	\$30,000	\$20,631	\$989,542	\$60,765,711	\$70,000,000	86.8%
Libraries	\$5,459,148	\$442,146	\$351,456	\$50,242	\$797,000	\$389,915	\$475,708	\$7,224,243	\$9,000,000	80.3%
Nursing	\$8,483,387	\$285,000	\$210,008	\$1,051,230	\$3,095,000	\$1,615,808	\$7,823,020	\$20,737,638	\$24,000,000	86.4%
Ocean and Fisheries	\$11,793,024	\$5,812,500	\$2,679,448	\$82,499	\$0	\$0	\$22,392,901	\$40,080,924	\$34,000,000	117.9%
Pharmacy	\$8,305,362	\$0	\$0	\$486,026	\$0	\$0	\$4,255,504	\$13,046,892	\$10,260,000	127.2%
President's Funds	\$5,358,876	\$738,472	\$543,577	\$428,784	\$2,750,000	\$1,353,977	\$0	\$9,276,132	N/A	N/A
Public Health	\$13,461,500	\$50,259	\$33,185	\$859,950	\$0	\$0	\$58,559,806	\$72,931,515	\$90,000,000	81.0%
Scholar. & Student Progs.	\$28,927,198	\$654,684	\$334,149	\$1,897,742	\$3,035,000	\$1,778,584	\$864,332	\$35,378,956	\$40,000,000	88.4%
Social Work	\$1,989,487	\$290,566	\$158,012	\$56,283	\$0	\$0	\$5,280,271	\$7,616,606	\$10,000,000	76.2%
University Press	\$1,936,018	\$83,788	\$62,116	\$23,095	\$1,300,000	\$1,421,362	\$0	\$3,342,900	\$3,000,000	111.4%
University Support	\$32,291,852	\$1,510,063	\$757,793	\$10,784,577	\$11,300,000	\$4,855,765	\$12,011,926	\$67,898,417	N/A	N/A
UW Bothell	\$2,175,029	\$0	\$0	\$53,648	\$0	\$0	\$750,500	\$2,979,178	\$5,700,000	52.3%
UW Tacoma	\$18,425,480	\$195,000	\$173,651	\$8,206,342	\$2,925,000	\$1,657,696	\$74,690	\$29,826,512	\$30,000,000	99.4%
All UW Total	\$917,901,869	\$34,355,859	\$18,637,987	\$108,684,934	\$101,504,135	\$52,846,345	\$627,819,505	\$1,790,266,302	\$2,000,000,000	89.5%

Source: UW Office of Development

Fundraising progress toward campaign working goals by constituency area (school/college/program). Campaign total is the sum of gifts, grants, active pledges and donor values of irrevocable deferred gifts and testamentary commitments. "N/A" is not applicable. 1 - "Pledges" are those in active status only. 2 - "Grants" are private grants only. 3 - Unit campaign working goals are still being finalized.

Job Number: 71140
June 2006

Campaign Progress by Constituency - Since July 2000

CAMPAIGN FUNDING THEME PROGRESS - JULY 2000 - PRESENT

THEME	CURRENT USE	ENDOWMENT	TOTAL
Student Support	\$81,979,712	\$153,222,765	\$235,202,477
Faculty Support	\$81,801,780	\$111,233,339	\$193,035,119
Program Support for Faculty and Students	\$790,287,873	\$118,144,169	\$908,432,042
Capital	\$267,789,126	\$1,778,269	\$269,567,395
Unrestricted	\$153,971,439	\$30,057,830	\$184,029,269
Total	\$1,375,829,931	\$414,436,371	\$1,790,266,302
Goal	\$1,600,000,000	\$400,000,000	\$2,000,000,000
% to Goal	86.0%	103.6%	89.5%

Source: UW Office of Development

This report shows contribution totals by campaign theme/priority since July 1, 2000.

Job Number: 71140
 June 2006

Campaign Theme Progress



DEVELOPMENT SUMMARY - TOTAL PRIVATE VOLUNTARY SUPPORT

AREA	YEAR TO DATE DONOR VALUES		
	GIFTS	PRIVATE GRANTS	TOTAL
UW Seattle			
UW Medicine	\$49,328,735	\$59,624,217	\$108,952,952
Architecture	\$3,114,700	\$2,199,148	\$5,313,848
Arts and Sciences	\$18,125,791	\$8,429,849	\$26,555,640
Broadcast Services	\$8,323,416		\$8,323,416
Business School	\$10,271,846	\$139,188	\$10,411,034
Dentistry	\$1,419,981	\$340,040	\$1,760,021
Education	\$1,790,300	\$1,126,181	\$2,916,481
Engineering	\$20,093,019	\$18,774,783	\$38,867,802
Evans Schl. of Pub. Affairs	\$780,802	\$5,216,658	\$5,997,460
Forest Resources	\$2,485,778	\$592,267	\$3,078,045
Graduate School	\$2,352,479	\$118,243	\$2,470,722
Information School	\$401,173	\$410,288	\$811,461
Intercollegiate Athletics	\$17,642,469		\$17,642,469
Law	\$36,124,321	\$51,598	\$36,175,919
Libraries	\$1,278,400	\$65,382	\$1,343,782
Nursing	\$1,638,532	\$1,217,895	\$2,856,427
Ocean and Fisheries	\$7,379,889	\$6,655,304	\$14,035,193
Pharmacy	\$1,650,696	\$246,250	\$1,896,947
President's Funds	\$711,430		\$711,430
Public Health	\$891,850	\$7,454,529	\$8,346,379
Scholar. & Student Progs.	\$8,473,021	\$239,461	\$8,712,482
Social Work	\$582,220	\$605,749	\$1,187,969
UW Alumni Association	\$1,117,494		\$1,117,494
University Press	\$512,227		\$512,227
University Support	\$7,884,789	\$1,049,165	\$8,933,954
UW Bothell	\$193,379	\$700,000	\$893,379
UW Tacoma	\$3,175,481	\$4,990	\$3,180,471
All UW Total	\$207,744,231	\$115,261,186	\$323,005,417

Source: UW Office of Development

Contribution totals for the major Development areas of the University are shown.

Job Number: 71140

June 2006

Development Area Summary - Total Private Voluntary Support



DEVELOPMENT SUMMARY - GIFTS AND PRIVATE GRANTS

AREA	CURRENT MONTH		YEAR TO DATE		PRIOR YEAR TO DATE		PRIOR FISCAL YEAR	
	Donors	Value	Donors	Value	Donors	Value	Donors	Value
UW Seattle								
UW Medicine	2,835	\$15,667,627	18,379	\$108,952,952	18,807	\$89,363,526	18,807	\$89,363,526
Architecture	81	\$66,646	1,316	\$5,313,848	1,125	\$900,689	1,125	\$900,689
Arts and Sciences	2,209	\$4,639,352	16,381	\$26,555,640	15,435	\$25,765,062	15,435	\$25,765,062
Broadcast Services	945	\$1,904,472	3,307	\$8,323,416	3,217	\$8,301,726	3,217	\$8,301,726
Business School	375	\$502,749	4,406	\$10,411,034	4,296	\$12,344,544	4,296	\$12,344,544
Dentistry	121	\$61,390	1,363	\$1,760,021	1,270	\$1,418,395	1,270	\$1,418,395
Education	92	\$292,012	1,895	\$2,916,481	1,475	\$7,555,540	1,475	\$7,555,540
Engineering	293	\$4,062,926	4,224	\$38,867,802	4,024	\$31,841,841	4,024	\$31,841,841
Evans Schl. of Pub. Affairs	146	\$184,660	630	\$5,997,460	721	\$9,948,313	721	\$9,948,313
Forest Resources	100	\$127,880	1,024	\$3,078,045	1,023	\$2,002,612	1,023	\$2,002,612
Graduate School	26	\$274,067	683	\$2,470,722	535	\$4,065,408	535	\$4,065,408
Information School	64	\$380,865	610	\$811,461	569	\$400,100	569	\$400,100
Intercollegiate Athletics	9,789	\$4,867,558	20,414	\$17,642,469	23,274	\$15,865,980	23,274	\$15,865,980
Law	233	\$117,254	1,987	\$36,175,919	1,728	\$1,831,593	1,728	\$1,831,593
Libraries	173	\$109,407	4,256	\$1,343,782	4,105	\$1,030,319	4,105	\$1,030,319
Nursing	153	\$448,985	1,814	\$2,856,427	1,627	\$2,439,883	1,627	\$2,439,883
Ocean and Fisheries	47	\$21,182	708	\$14,035,193	679	\$9,870,610	679	\$9,870,610
Pharmacy	71	\$178,632	1,219	\$1,896,947	1,031	\$3,133,622	1,031	\$3,133,622
President's Funds	198	\$13,790	1,812	\$711,430	2,237	\$693,593	2,237	\$693,593
Public Health	116	\$595,156	793	\$8,346,379	639	\$10,248,558	639	\$10,248,558
Scholar. & Student Progs.	312	\$481,586	3,203	\$8,712,482	3,358	\$5,087,417	3,358	\$5,087,417
Social Work	34	\$5,364	821	\$1,187,969	788	\$1,456,040	788	\$1,456,040
UW Alumni Association	3,319	\$154,285	21,560	\$1,117,494	20,482	\$1,034,131	20,482	\$1,034,131
University Press	56	\$91,670	417	\$512,227	357	\$465,799	357	\$465,799
University Support	339	\$505,424	2,803	\$8,933,954	2,202	\$9,634,062	2,202	\$9,634,062
UW Bothell	48	\$24,905	533	\$893,379	520	\$286,256	520	\$286,256
UW Tacoma	151	\$170,855	770	\$3,180,471	650	\$3,786,663	650	\$3,786,663
All UW Unique Total	21,517	\$35,950,710	97,876	\$323,005,417	95,227	\$260,772,296	95,227	\$260,772,296

Source: UW Office of Development

The number of donors and contribution totals for the major Development areas of the University are shown. Dollar values are based on donor values.

Job Number: 71140

June 2006

Development Area Summary - Gifts and Private Grants



DEVELOPMENT SUMMARY - GIFTS

AREA	CURRENT MONTH		YEAR TO DATE		PRIOR YEAR TO DATE		PRIOR FISCAL YEAR	
	Donors	Value	Donors	Value	Donors	Value	Donors	Value
UW Seattle								
UW Medicine	2,758	\$1,914,434	18,096	\$49,328,735	18,519	\$38,381,050	18,519	\$38,381,050
Architecture	80	\$46,646	1,313	\$3,114,700	1,123	\$518,323	1,123	\$518,323
Arts and Sciences	2,191	\$3,282,499	16,304	\$18,125,791	15,367	\$18,075,018	15,367	\$18,075,018
Broadcast Services	945	\$1,904,472	3,307	\$8,323,416	3,217	\$8,301,726	3,217	\$8,301,726
Business School	374	\$457,749	4,403	\$10,271,846	4,295	\$12,293,744	4,295	\$12,293,744
Dentistry	119	\$46,587	1,353	\$1,419,981	1,265	\$1,207,976	1,265	\$1,207,976
Education	92	\$292,012	1,888	\$1,790,300	1,468	\$1,809,231	1,468	\$1,809,231
Engineering	281	\$2,538,389	4,157	\$20,093,019	3,953	\$20,659,919	3,953	\$20,659,919
Evans Schl. of Pub. Affairs	144	\$67,562	615	\$780,802	699	\$544,233	699	\$544,233
Forest Resources	98	\$113,880	1,010	\$2,485,778	1,015	\$1,434,077	1,015	\$1,434,077
Graduate School	25	\$265,618	681	\$2,352,479	529	\$1,760,644	529	\$1,760,644
Information School	60	\$9,313	605	\$401,173	568	\$327,830	568	\$327,830
Intercollegiate Athletics	9,789	\$4,867,558	20,414	\$17,642,469	23,274	\$15,865,980	23,274	\$15,865,980
Law	233	\$117,254	1,985	\$36,124,321	1,725	\$1,686,596	1,725	\$1,686,596
Libraries	173	\$109,407	4,254	\$1,278,400	4,105	\$1,030,319	4,105	\$1,030,319
Nursing	151	\$205,625	1,795	\$1,638,532	1,616	\$1,569,608	1,616	\$1,569,608
Ocean and Fisheries	46	\$3,682	676	\$7,379,889	654	\$2,060,947	654	\$2,060,947
Pharmacy	71	\$178,632	1,214	\$1,650,696	1,024	\$2,155,260	1,024	\$2,155,260
President's Funds	198	\$13,790	1,812	\$711,430	2,237	\$693,593	2,237	\$693,593
Public Health	112	\$52,286	744	\$891,850	596	\$951,832	596	\$951,832
Scholar. & Student Progs.	310	\$308,581	3,201	\$8,473,021	3,357	\$4,964,114	3,357	\$4,964,114
Social Work	34	\$5,364	814	\$582,220	775	\$578,123	775	\$578,123
UW Alumni Association	3,319	\$154,285	21,560	\$1,117,494	20,482	\$1,034,131	20,482	\$1,034,131
University Press	56	\$91,670	417	\$512,227	357	\$465,799	357	\$465,799
University Support	337	\$393,619	2,796	\$7,884,789	2,199	\$9,529,319	2,199	\$9,529,319
UW Bothell	48	\$24,905	532	\$193,379	520	\$286,256	520	\$286,256
UW Tacoma	151	\$170,855	769	\$3,175,481	649	\$3,784,263	649	\$3,784,263
All UW Unique Total	21,408	\$17,636,686	97,391	\$207,744,231	94,742	\$151,969,925	94,742	\$151,969,925

Source: UW Office of Development

The number of donors and contribution totals (gifts only) for the major Development areas of the University are shown. Dollar values are based on donor values.

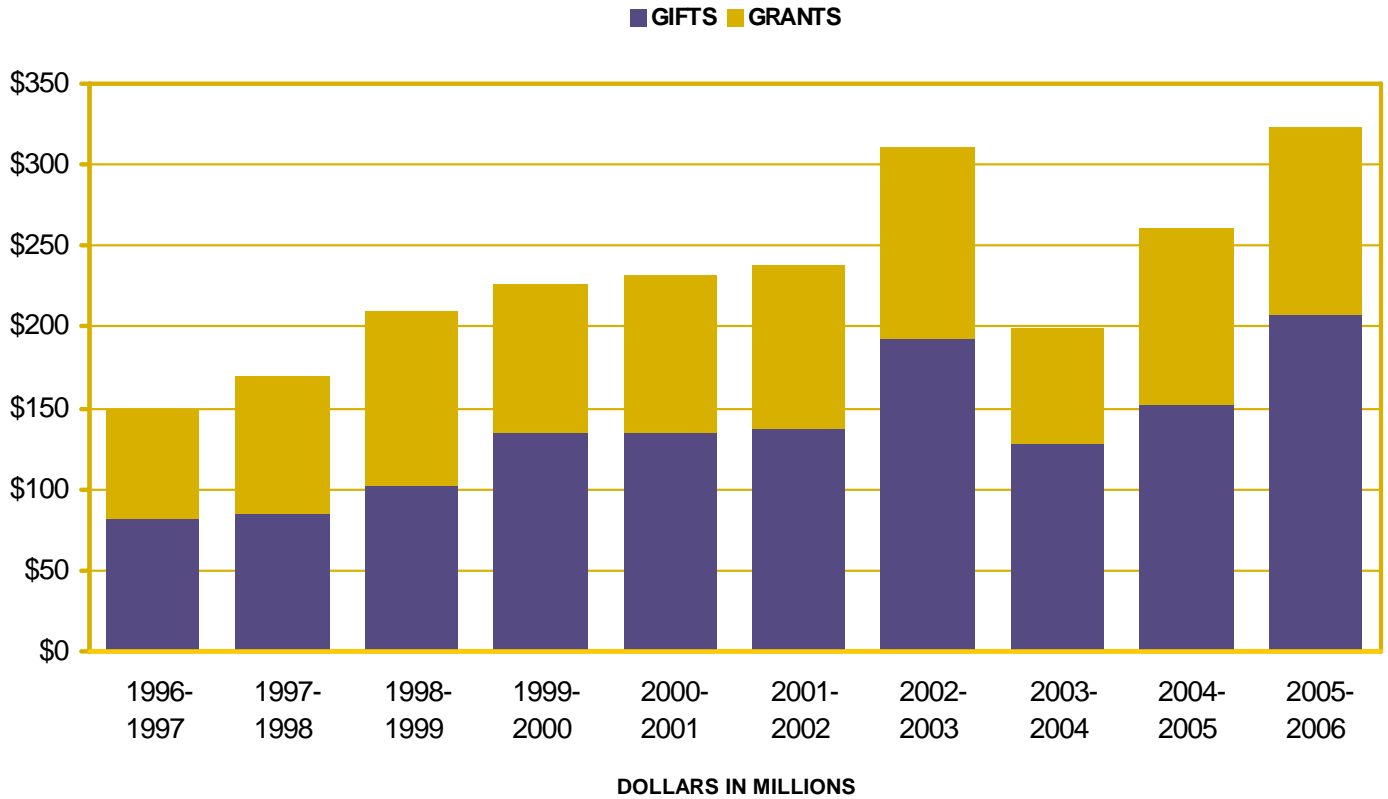
Job Number: 71140

June 2006

Development Area Summary - Gifts



COMPLETE FISCAL YEAR COMPARISON OF TOTAL CONTRIBUTIONS RECEIVED



FISCAL YEAR	GIFTS	GRANTS	TOTAL CONTRIBUTIONS
2005- 2006	\$207,744,231	\$115,261,186	\$323,005,417
2004- 2005	\$151,969,925	\$108,802,371	\$260,772,296
2003- 2004	\$128,174,367	\$71,603,323	\$199,777,690
2002- 2003	\$192,573,183	\$118,677,722	\$311,250,905
2001- 2002	\$137,959,340	\$100,820,547	\$238,779,887
2000- 2001	\$134,805,190	\$97,112,979	\$231,918,169
1999- 2000	\$134,037,997	\$91,536,165	\$225,574,162
1998- 1999	\$102,925,077	\$107,619,586	\$210,544,663
1997- 1998	\$84,718,016	\$85,276,615	\$169,994,631
1996- 1997	\$81,892,963	\$67,425,874	\$149,318,837

Source: UW Office of Development

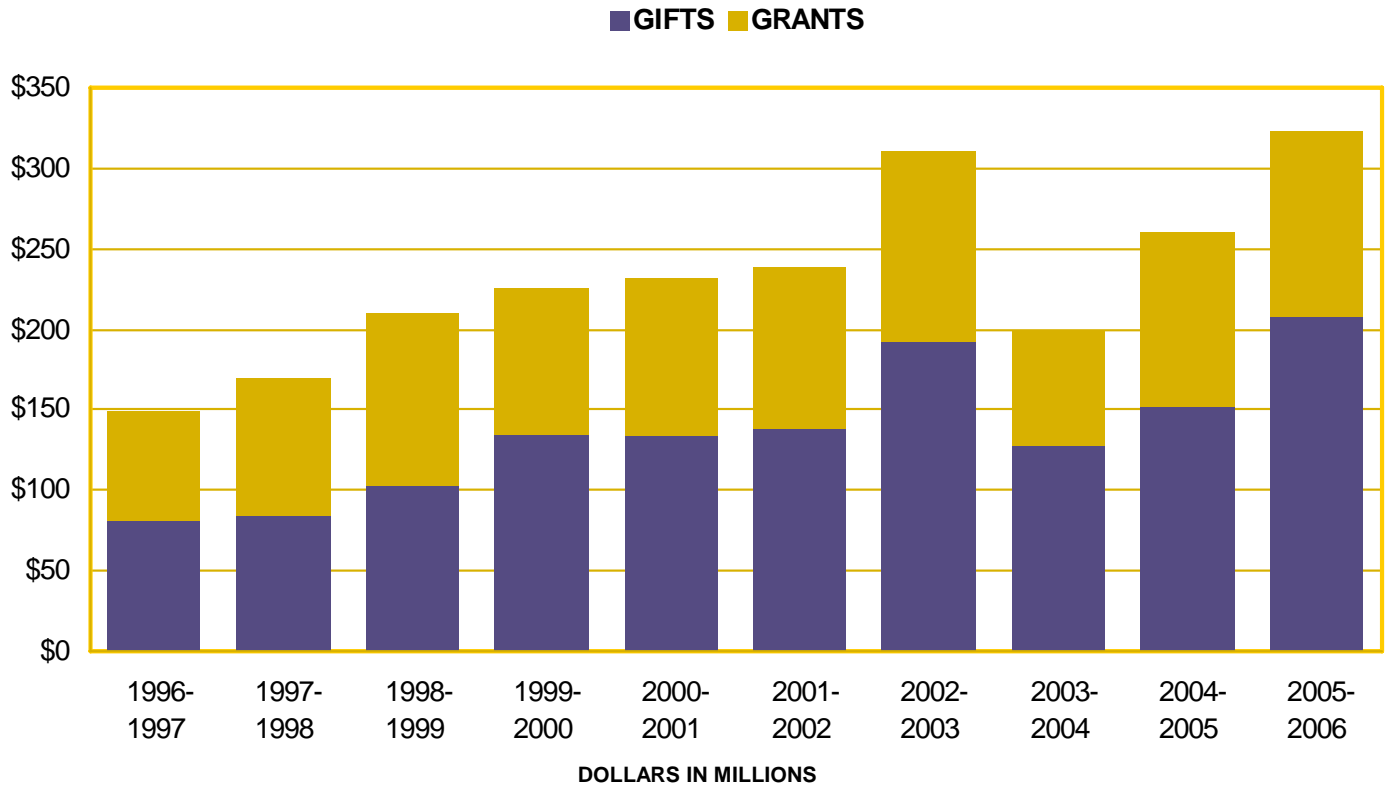
This graph compares the current fiscal year's contribution totals to each of the previous nine fiscal year's contribution totals.

Job Number: 71140
 June 2006

Fiscal Year Totals Graph



YEAR TO DATE CONTRIBUTION TOTALS



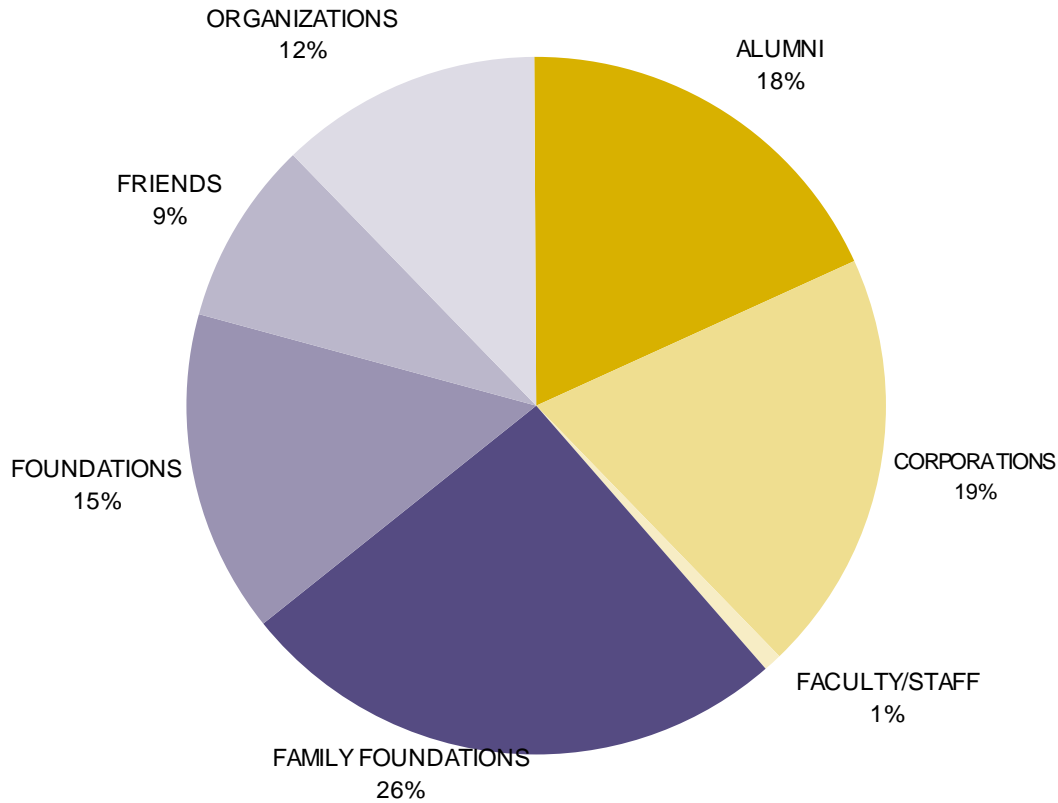
FISCAL YEAR	GIFTS	GRANTS	TOTAL CONTRIBUTIONS
2005- 2006	\$207,744,231	\$115,261,186	\$323,005,417
2004- 2005	\$151,969,925	\$108,802,371	\$260,772,296
2003- 2004	\$128,174,367	\$71,603,323	\$199,777,690
2002- 2003	\$192,573,183	\$118,677,722	\$311,250,905
2001- 2002	\$137,959,340	\$100,820,547	\$238,779,887
2000- 2001	\$134,805,190	\$97,112,979	\$231,918,169
1999- 2000	\$134,037,997	\$91,536,165	\$225,574,162
1998- 1999	\$102,925,077	\$107,619,586	\$210,544,663
1997- 1998	\$84,718,016	\$85,276,615	\$169,994,631
1996- 1997	\$81,892,963	\$67,425,874	\$149,318,837

Source: UW Office of Development

This graph compares the current fiscal year's contribution totals to each of the previous nine fiscal year's contribution totals.



DEVELOPMENT ACTIVITY BY DONOR TYPE IN CURRENT FISCAL YEAR



DONOR TYPE	YEAR TO DATE		PRIOR YEAR TO DATE		PRIOR FISCAL YEAR	
	Donors	Value	Donors	Value	Donors	Value
Alumni	51,440	\$59,214,863	49,406	\$45,066,818	49,406	\$45,066,818
Corporations	3,523	\$62,670,936	3,775	\$61,273,024	3,775	\$61,273,024
Faculty/Staff	3,701	\$2,957,964	3,656	\$4,572,200	3,656	\$4,572,200
Family Foundations	173	\$82,336,824	176	\$20,706,692	176	\$20,706,692
Foundations	444	\$48,525,785	398	\$60,401,770	398	\$60,401,770
Friends	38,220	\$27,738,180	37,429	\$28,361,471	37,429	\$28,361,471
Organizations	558	\$39,560,865	553	\$40,390,320	553	\$40,390,320

Source: UW Office of Development

This graph shows the sources of contributions for the current year to date. Dollar values are based on donor value.

Job Number: 71140
 June 2006

Development Activity by Donor Type in Current Fiscal Year Chart



ALUMNI PARTICIPATION BY CONSTITUENCY

AREA	CURRENT FISCAL YEAR TO DATE			PREVIOUS FISCAL YEAR TO DATE			
	Solicitable	Donors	Partic. Rate	Solicitable	Donors	Partic. Rate	Final %
UW Seattle							
UW Medicine	16,049	3,275	20.4%	15,842	3,411	21.5%	21.5%
Architecture	7,393	1,381	18.7%	7,192	1,331	18.5%	18.5%
Arts and Sciences	126,129	19,702	15.6%	121,216	20,264	16.7%	16.7%
Business School	34,923	7,043	20.2%	34,015	7,626	22.4%	22.4%
Dentistry	4,388	1,204	27.4%	4,301	1,248	29.0%	29.0%
Education	18,434	3,532	19.2%	18,677	3,731	20.0%	20.0%
Engineering	30,120	4,726	15.7%	29,399	4,997	17.0%	17.0%
Evans School of Public Affairs	1,964	498	25.4%	1,872	456	24.4%	24.4%
Forest Resources	4,446	734	16.5%	4,382	774	17.7%	17.7%
Interdisc. Grad. Programs	1,296	224	17.3%	1,161	236	20.3%	20.3%
Interdisc. Undergrad. Programs	119	13	10.9%	67	12	17.9%	17.9%
Interschool Programs	286	42	14.7%	241	42	17.4%	17.4%
Information School	3,976	891	22.4%	3,786	859	22.7%	22.7%
Law	7,320	1,761	24.1%	7,070	1,754	24.8%	24.8%
School of Nursing	8,181	1,884	23.0%	7,976	1,955	24.5%	24.5%
Ocean & Fisheries	3,642	676	18.6%	3,560	667	18.7%	18.7%
Pharmacy	3,255	948	29.1%	3,147	956	30.4%	30.4%
Public Health	3,766	771	20.5%	3,139	712	22.7%	22.7%
Social Work	5,804	977	16.8%	5,707	995	17.4%	17.4%
UW Bothell	4,324	584	13.5%	3,580	489	13.7%	13.7%
UW Tacoma	4,892	579	11.8%	4,016	530	13.2%	13.2%
Unspecified	11,097	6,077	54.8%	11,614	2,785	24.0%	24.0%
All UW Total	276,793	51,440	18.6%	267,179	49,405	18.5%	18.5%

Source: UW Office of Development

Job Number: 71140
June 2006

Alumni Participation



NOTES AS OF JULY 31, 2006

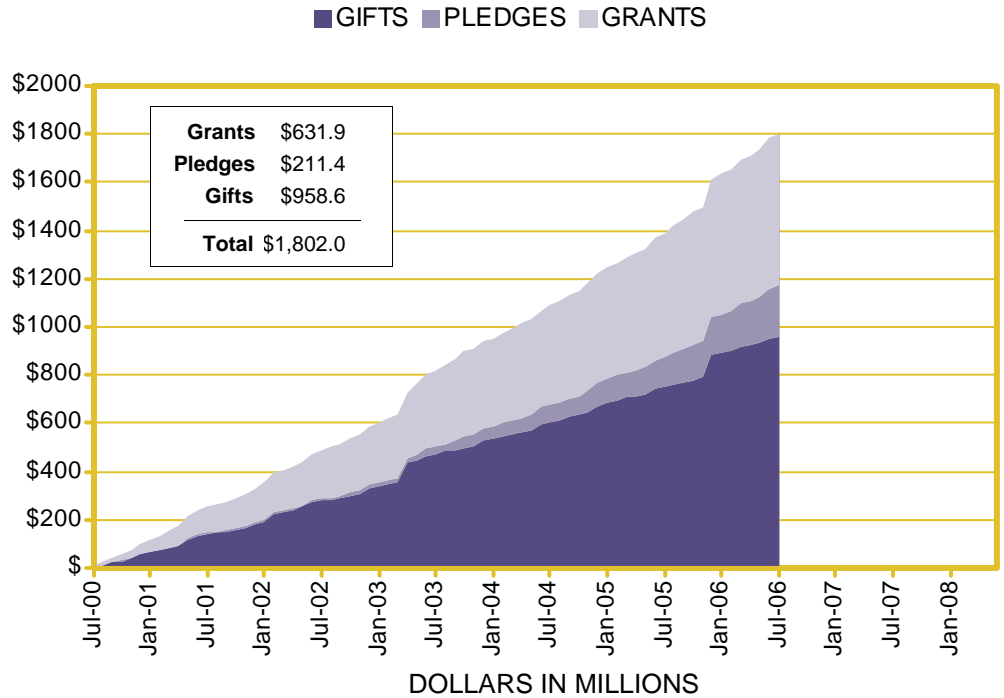
DATA POINTS

\$1,801,975,540 has been raised toward our campaign goal of \$2 billion.

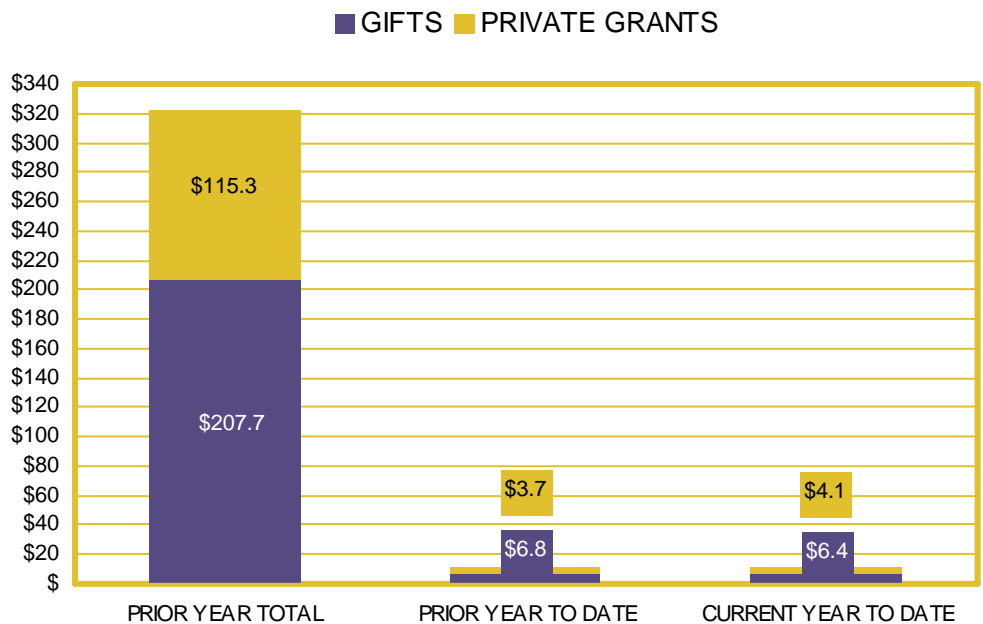
The UW received \$10.5 million in total private voluntary support (\$6.4 million in gifts and \$4.1 in grants) in July.

Areas including Architecture, Arts and Sciences, Business School, Dentistry, Education, Engineering, Information School, Intercollegiate Athletics, Pharmacy, Public Health, UW Alumni Association, UW Bothell and UW Tacoma are ahead of last year's year-to-date totals.

FUNDRAISING PROGRESS SINCE JULY 1, 2000



CURRENT GIFT AND PRIVATE GRANT TOTALS



JULY 2006 GIFTS AND IMPACT

Selected gifts representing private support for one of the University of Washington's key fundraising priorities -- student, faculty, program and facility support.

Shari and John Behnke – \$25,000 to the School of Nursing

- This gift is the Behnkes' first payment on a \$100,000 pledge to the Center for Excellence in Nursing Education. Their gift will support a state-of-the-art learning facility, technology that helps prepare better nurses, and distance learning programs that help address the nation's nursing shortage. It will be used at the discretion of the director of the Center, Gaylene Altman.
- Shari Behnke serves on the School's Campaign Advisory Board.
- The UW School of Nursing was only the second school of nursing in the United States to be based in a university, and the first on the West Coast.

William and Marilyn Conner – \$100,000 to the College of Engineering

- Mr. and Mrs. Conner have pledged \$333,000 to establish the William M. and Marilyn M. Conner Endowed Professorship in Civil and Environmental Engineering.
- Bill Conner, a UW Civil Engineering alumnus, founded Conner Development Company in Bellevue. The Conner Endowed Professorship will focus on construction engineering.
- The Conners are longtime friends of a variety of University programs. Marilyn Conner is a founding member of UW Medicine's Friends of Alzheimer's Research organization (founded in 1984). The Friends of Alzheimer's Research has made a pledge to fund a \$350,000 endowed professorship by the year 2009. The University of Washington has agreed to match this pledge at 2:1, thereby creating a \$525,000 endowed professorship that will benefit advancements in Alzheimer's disease research for years to come.

Robert and Patricia Herbold - \$1,500,000 to the Business School

- Robert J. Herbold, managing director of Herbold Group, LLC, has pledged \$1.5 million to establish an endowed professorship in entrepreneurship and a venture creation laboratory within the school's Center for Innovation and Entrepreneurship.
- Mr. Herbold, retired executive vice president and chief operating officer of Microsoft, made the gift to support innovation and entrepreneurship as key issues and elements of a business education.
- Since the Business School began its building fundraising efforts in 2002, it has raised more than \$47 million from private donors, as well as a commitment of \$40 million from the University of Washington toward the \$120 million building project. Groundbreaking for the new building is set for 2008.





REPORT OF CONTRIBUTIONS

July 2006

CAMPAIGN UW: CREATING FUTURES

Report prepared by: Office of Development and Alumni Relations
Advancement Services, Information Management

8/8/2006 02:13 PM

TABLE OF CONTENTS

Campaign Progress to Date*	1
Campaign Progress by Giving Level*	2
Campaign Progress Pyramid*	3
Campaign Progress by Constituency*	4
Campaign Theme Progress*	5
Development Area Summary - Total Private Voluntary Support	6
Development Area Summary - Gifts and Private Grants	7
Development Area Summary - Gifts	8
Complete Fiscal Year Comparison	9
Year to Date Contribution Totals	10
Development Activity by Donor Type	11
Alumni Participation by Constituency	12

*All Campaign totals represented are from July 1, 2000 through the end of the preceding calendar month. Please note that grant revenue totals in Campaign Reports may contain clinical trials. Fundraising totals from all affiliated non-profit organizations are also included in UW Campaign totals.

The UW Campaign Executive Committee developed the counting policy for Campaign reports, based on Council for Advancement and Support of Education (CASE) campaign counting standards.

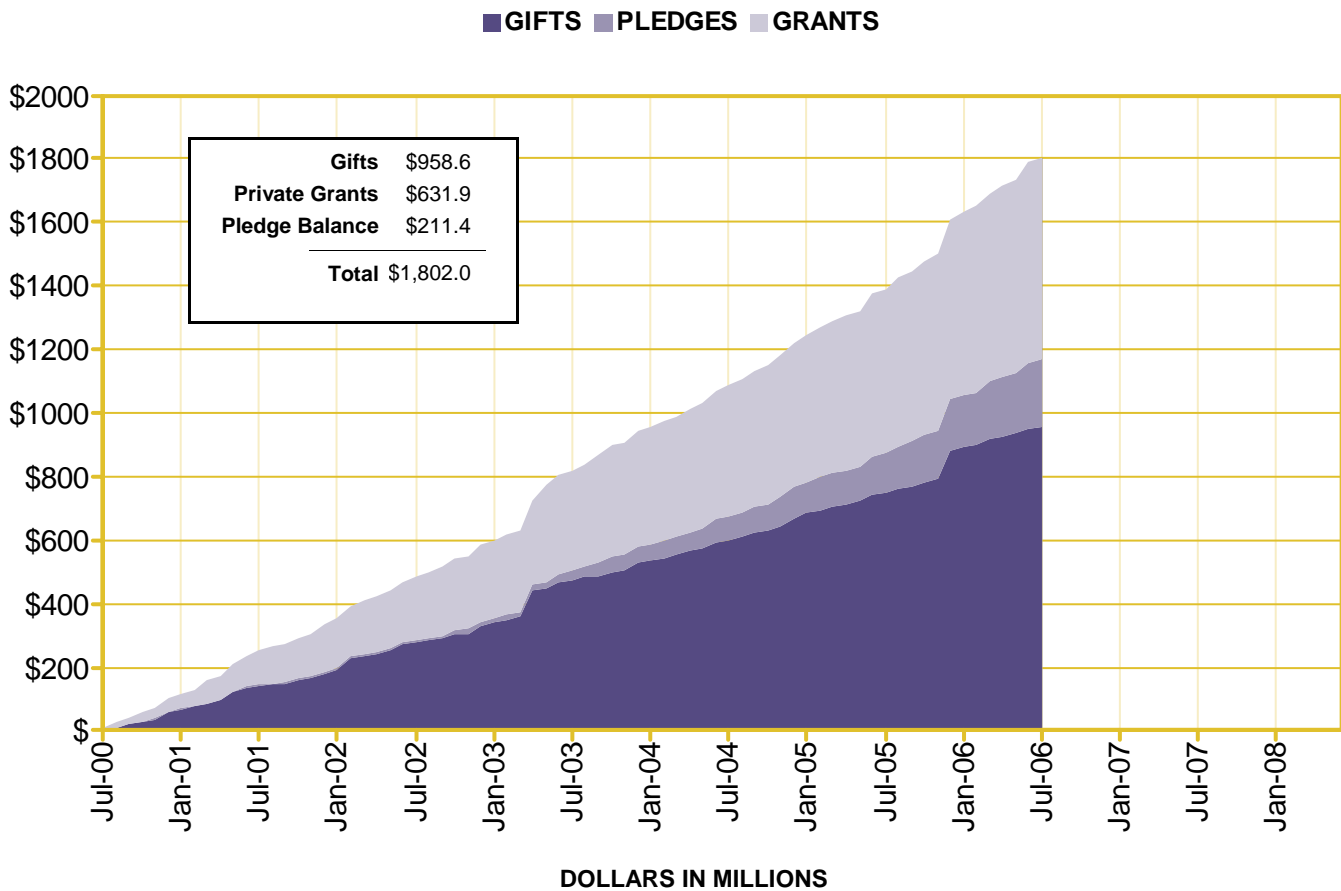
Annual reporting is July 1, 2006 through the end of the preceding calendar month.

Job Number: 71593
July 2006

Table of Contents



CAMPAIGN PROGRESS SINCE JULY 1, 2000



Source: UW Office of Development

Summarizes Total Private Voluntary Support since July 1, 2000. Testamentary Commitments included in Pledge Balance total. All dollar totals in millions.

Job Number: 71593
 July 2006

Fundraising Progress Since July 1, 2000



CAMPAIGN PROGRESS BY GIVING LEVEL

DOLLARS RAISED							
Gifts, Pledges & Grants							
Giving Level *	Alumni	Non Alumni	Family Fndns.	Corporations	Foundations	Other Orgs.	Total
\$100M+	\$0	\$32,720	\$211,712,925	\$0	\$0	\$0	\$211,745,645
\$50M - \$99,999,999	\$0	\$0	\$0	\$0	\$0	\$0	\$0
\$10M - \$49,999,999	\$42,516,205	\$58,714,732	\$21,492,500	\$56,354,142	\$95,462,582	\$11,736,055	\$286,276,216
\$5M - \$9,999,999	\$29,213,498	\$5,111,250	\$0	\$56,129,205	\$36,641,199	\$69,366,845	\$196,461,997
\$1M - \$4,999,999	\$107,711,085	\$61,150,093	\$25,460,592	\$113,957,223	\$102,548,003	\$76,942,485	\$487,769,481
\$100,000 - \$999,999	\$89,045,665	\$67,561,305	\$22,747,140	\$114,639,358	\$59,635,068	\$50,922,354	\$404,550,890
\$25,000 - \$99,999	\$23,728,641	\$18,011,178	\$2,848,181	\$28,628,243	\$6,953,541	\$9,918,098	\$90,087,882
\$10,000 - \$24,999	\$16,155,942	\$11,936,924	\$926,185	\$9,098,676	\$1,431,665	\$2,138,967	\$41,688,360
\$5,000 - \$9,999	\$11,256,729	\$8,651,915	\$275,403	\$4,796,346	\$581,535	\$699,413	\$26,261,341
\$2,000 - \$4,999	\$9,463,009	\$7,712,210	\$73,948	\$3,214,565	\$251,871	\$436,766	\$21,152,369
\$1,000 - \$1,999	\$5,096,954	\$4,116,916	\$22,676	\$1,333,350	\$76,514	\$205,173	\$10,851,582
\$500 - \$999	\$4,756,688	\$3,502,107	\$5,365	\$664,021	\$29,789	\$88,785	\$9,046,755
\$250 - \$499	\$3,269,858	\$4,694,141	\$1,150	\$287,892	\$10,017	\$42,781	\$8,305,840
\$100 - \$249	\$2,899,983	\$1,941,998	\$2,565	\$269,101	\$7,707	\$30,493	\$5,151,848
\$1 - \$99	\$1,392,273	\$1,152,732	\$189	\$69,130	\$998	\$10,013	\$2,625,335
Total	\$346,506,529	\$254,290,222	\$285,568,819	\$389,441,252	\$303,630,490	\$222,538,228	\$1,801,975,540
DONOR COUNTS							
Giving Level	Alumni	Non Alumni	Family Fndns.	Corporations	Foundations	Other Orgs.	Total
\$100M+	0	2	1	0	0	0	3
\$50M - \$99,999,999	0	0	0	0	0	0	0
\$10M - \$49,999,999	9	7	3	4	6	1	30
\$5M - \$9,999,999	7	6	0	8	6	9	36
\$1M - \$4,999,999	88	85	13	55	43	42	326
\$100,000 - \$999,999	509	558	72	428	177	173	1,917
\$25,000 - \$99,999	944	934	65	629	147	201	2,920
\$10,000 - \$24,999	1,950	1,853	62	685	99	146	4,795
\$5,000 - \$9,999	2,866	2,653	49	800	97	112	6,577
\$2,000 - \$4,999	4,966	5,099	26	1,223	86	158	11,558
\$1,000 - \$1,999	5,872	5,910	20	1,211	63	177	13,253
\$500 - \$999	9,912	9,200	11	1,216	49	150	20,538
\$250 - \$499	12,123	18,320	4	1,003	32	138	31,620
\$100 - \$249	22,934	19,675	17	2,100	55	240	45,021
\$1 - \$99	39,077	39,688	4	1,784	22	288	80,863
Total	101,257	103,990	347	11,146	882	1,835	219,457


Source: UW Office of Development & Alumni Relations

This report shows the count of distinct donors and campaign total by giving level and donor type since July 1, 2000.

**"Giving Level" is determined by summing all gift record types (including grants)



CAMPAIGN PROGRESS BY PYRAMID, SINCE JULY 1, 2000



219,457 **Donor Count**

Campaign Total: \$1,801,975,540

***Campaign Working Goal: \$2,000,000,000**

Percent Complete: 90.1%

Source: UW Office of Development

The counts of distinct donors and fundraising totals by giving level are shown.

*Unit campaign goals are still being finalized.

Pyramid Levels are determined by summing all gift record types (including grants)



CAMPAIGN PROGRESS BY CONSTITUENCY

	GIFTS	Irrevocable Deferred Gifts		PLEDGES	Testamentary Commitments		GRANTS	Campaign - Private Voluntary Support		
		Donor Value	Discount Value		Donor Value	Discount Value		TOTAL	Working Goal	% of Goal
UW Medicine	\$268,658,287	\$11,148,133	\$5,932,972	\$17,590,929	\$21,332,853	\$6,900,284	\$319,552,581	\$638,282,784	\$1,000,000,000	63.8%
Architecture	\$7,056,047	\$2,244,117	\$658,000	\$1,840,710	\$2,225,000	\$1,294,992	\$3,721,923	\$17,087,797	\$19,000,000	89.9%
Arts and Sciences	\$94,685,665	\$6,466,437	\$3,964,379	\$11,385,887	\$34,894,000	\$21,617,603	\$63,769,356	\$211,201,345	\$240,000,000	88.0%
Broadcast Services	\$41,651,350	\$0	\$0	\$13,571	\$0	\$0	\$0	\$41,664,922	N/A	N/A
Business School	\$53,930,894	\$1,024,449	\$709,750	\$34,070,264	\$3,580,271	\$2,317,929	\$339,988	\$92,945,866	\$135,000,000	68.8%
Dentistry	\$7,002,703	\$246,992	\$110,376	\$1,024,607	\$775,000	\$431,459	\$3,846,299	\$12,895,602	\$15,000,000	86.0%
Education	\$9,575,873	\$28,552	\$10,686	\$3,411,586	\$2,050,000	\$1,261,668	\$12,780,440	\$27,846,451	\$23,000,000	121.1%
Engineering	\$124,418,035	\$2,077,016	\$1,130,806	\$5,639,472	\$4,600,011	\$1,863,447	\$70,934,594	\$207,669,128	\$250,000,000	83.1%
Evans Schl. of Pub. Affairs	\$9,434,830	\$57,994	\$69,964	\$376,509	\$500,000	\$265,793	\$36,372,563	\$46,741,896	\$40,000,000	116.9%
Forest Resources	\$8,600,875	\$646,572	\$516,844	\$402,967	\$2,500,000	\$1,266,903	\$3,394,285	\$15,544,699	\$17,700,000	87.8%
Friday Harbor Labs	\$5,877,214	\$153,242	\$78,775	\$352,829	\$4,755,000	\$2,790,432	\$862,743	\$12,001,029	\$12,000,000	100.0%
Information School	\$2,771,731	\$0	\$0	\$145,430	\$100,000	\$64,666	\$1,420,959	\$4,438,120	\$5,000,000	88.8%
Intercollegiate Athletics	\$92,611,314	\$246,570	\$166,700	\$7,378,681	\$210,000	\$133,886	\$0	\$100,446,565	\$110,000,000	91.3%
Law	\$58,778,378	\$7,026	\$4,595	\$987,379	\$30,000	\$20,631	\$989,542	\$60,792,326	\$70,000,000	86.8%
Libraries	\$5,472,535	\$442,146	\$351,456	\$45,290	\$797,000	\$389,915	\$475,708	\$7,232,679	\$9,000,000	80.4%
Nursing	\$8,590,632	\$285,000	\$210,008	\$960,512	\$3,322,799	\$1,693,681	\$7,823,020	\$20,981,963	\$24,000,000	87.4%
Ocean and Fisheries	\$11,800,400	\$5,812,500	\$2,679,448	\$79,166	\$0	\$0	\$22,496,932	\$40,188,998	\$34,000,000	118.2%
Pharmacy	\$8,431,106	\$0	\$0	\$488,010	\$0	\$0	\$4,255,504	\$13,174,620	\$10,260,000	128.4%
President's Funds	\$5,371,839	\$738,472	\$543,577	\$426,102	\$2,750,000	\$1,353,977	\$0	\$9,286,413	N/A	N/A
Public Health	\$13,488,223	\$50,259	\$33,185	\$831,346	\$0	\$0	\$59,898,832	\$74,268,660	\$90,000,000	82.5%
Scholar. & Student Progs.	\$29,652,551	\$654,684	\$334,149	\$1,926,839	\$3,035,000	\$1,778,584	\$864,332	\$36,133,406	\$40,000,000	90.3%
Social Work	\$1,994,086	\$290,566	\$158,012	\$55,883	\$0	\$0	\$5,280,271	\$7,620,806	\$10,000,000	76.2%
University Press	\$1,952,832	\$83,788	\$62,116	\$23,460	\$1,300,000	\$1,421,362	\$0	\$3,360,080	\$3,000,000	112.0%
University Support	\$31,729,863	\$1,510,063	\$757,793	\$10,718,121	\$11,300,000	\$4,855,765	\$12,041,926	\$67,299,972	N/A	N/A
UW Bothell	\$2,184,485	\$0	\$0	\$53,255	\$0	\$0	\$750,500	\$2,988,240	\$5,700,000	52.4%
UW Tacoma	\$18,487,106	\$195,000	\$173,651	\$8,199,379	\$2,925,000	\$1,657,696	\$74,690	\$29,881,175	\$30,000,000	99.6%
All UW Total	\$924,208,855	\$34,409,577	\$18,657,242	\$108,428,185	\$102,981,934	\$53,380,673	\$631,946,988	\$1,801,975,540	\$2,000,000,000	90.1%

Source: UW Office of Development

Fundraising progress toward campaign working goals by constituency area (school/college/program). Campaign total is the sum of gifts, grants, active pledges and donor values of irrevocable deferred gifts and testamentary commitments. "N/A" is not applicable. 1 - "Pledges" are those in active status only. 2 - "Grants" are private grants only. 3 - Unit campaign working goals are still being finalized.

Job Number: 71593

July 2006

Campaign Progress by Constituency - Since July 2000



CAMPAIGN FUNDING THEME PROGRESS - JULY 2000 - PRESENT

THEME	CURRENT USE	ENDOWMENT	TOTAL
Student Support	\$82,558,502	\$154,542,204	\$237,100,706
Faculty Support	\$80,872,877	\$112,346,761	\$193,219,638
Program Support for Faculty and Students	\$794,842,173	\$119,458,829	\$914,301,002
Capital	\$269,718,223	\$1,778,269	\$271,496,492
Unrestricted	\$155,793,980	\$30,063,722	\$185,857,702
Total	\$1,383,785,755	\$418,189,785	\$1,801,975,540
Goal	\$1,600,000,000	\$400,000,000	\$2,000,000,000
% to Goal	86.5%	104.5%	90.1%

Source: UW Office of Development

This report shows contribution totals by campaign theme/priority since July 1, 2000.

Job Number: 71593
 July 2006

Campaign Theme Progress



DEVELOPMENT SUMMARY - TOTAL PRIVATE VOLUNTARY SUPPORT

AREA	YEAR TO DATE DONOR VALUES		
	GIFTS	PRIVATE GRANTS	TOTAL
UW Seattle			
UW Medicine	\$696,309	\$2,263,406	\$2,959,716
Architecture	\$37,365		\$37,365
Arts and Sciences	\$1,484,758	\$3,320	\$1,488,078
Broadcast Services	\$94,819		\$94,819
Business School	\$315,220		\$315,220
Dentistry	\$94,071		\$94,071
Education	\$17,453		\$17,453
Engineering	\$938,228	\$213,975	\$1,152,203
Evans Schl. of Pub. Affairs	\$5,134		\$5,134
Forest Resources	\$71,306		\$71,306
Graduate School	\$379		\$379
Information School	\$17,832	\$173,724	\$191,556
Intercollegiate Athletics	\$1,956,919		\$1,956,919
Law	\$46,919		\$46,919
Libraries	\$13,387		\$13,387
Nursing	\$107,244		\$107,244
Ocean and Fisheries	\$7,376	\$104,031	\$111,407
Pharmacy	\$125,743		\$125,743
President's Funds	\$13,012		\$13,012
Public Health	\$26,722	\$1,339,025	\$1,365,748
Scholar. & Student Progs.	\$48,259		\$48,259
Social Work	\$4,599		\$4,599
UW Alumni Association	\$120,565		\$120,565
University Press	\$16,814		\$16,814
University Support	\$51,415	\$30,000	\$81,415
UW Bothell	\$9,456		\$9,456
UW Tacoma	\$61,625		\$61,625
All UW Total	\$6,382,942	\$4,127,483	\$10,510,425

Source: UW Office of Development

Contribution totals for the major Development areas of the University are shown.

Job Number: 71593

July 2006

Development Area Summary - Total Private Voluntary Support



DEVELOPMENT SUMMARY - GIFTS AND PRIVATE GRANTS

AREA	CURRENT MONTH		YEAR TO DATE		PRIOR YEAR TO DATE		PRIOR FISCAL YEAR	
	Donors	Value	Donors	Value	Donors	Value	Donors	Value
UW Seattle								
UW Medicine	1,966	\$2,959,716	1,966	\$2,959,716	1,917	\$4,367,216	18,379	\$108,952,952
Architecture	47	\$37,365	47	\$37,365	14	\$16,603	1,316	\$5,313,848
Arts and Sciences	948	\$1,488,078	948	\$1,488,078	1,123	\$603,562	16,381	\$26,555,640
Broadcast Services	299	\$94,819	299	\$94,819	926	\$573,552	3,307	\$8,323,416
Business School	202	\$315,220	202	\$315,220	127	\$148,590	4,406	\$10,411,034
Dentistry	132	\$94,071	132	\$94,071	41	\$26,178	1,363	\$1,760,021
Education	54	\$17,453	54	\$17,453	56	\$9,359	1,895	\$2,916,481
Engineering	129	\$1,152,203	129	\$1,152,203	123	\$568,791	4,224	\$38,867,802
Evans Schl. of Pub. Affairs	42	\$5,134	42	\$5,134	58	\$146,202	630	\$5,997,460
Forest Resources	36	\$71,306	36	\$71,306	55	\$121,363	1,024	\$3,078,045
Graduate School	10	\$379	10	\$379	25	\$199,439	683	\$2,470,722
Information School	43	\$191,556	43	\$191,556	30	\$35,074	610	\$811,461
Intercollegiate Athletics	2,039	\$1,956,919	2,039	\$1,956,919	1,278	\$898,162	20,414	\$17,642,469
Law	58	\$46,919	58	\$46,919	60	\$181,000	1,987	\$36,175,919
Libraries	68	\$13,387	68	\$13,387	84	\$75,386	4,256	\$1,343,782
Nursing	76	\$107,244	76	\$107,244	59	\$205,202	1,814	\$2,856,427
Ocean and Fisheries	43	\$111,407	43	\$111,407	32	\$1,141,557	708	\$14,035,193
Pharmacy	67	\$125,743	67	\$125,743	48	\$23,843	1,219	\$1,896,947
President's Funds	59	\$13,012	59	\$13,012	138	\$30,289	1,812	\$711,430
Public Health	90	\$1,365,748	90	\$1,365,748	57	\$428,613	793	\$8,346,379
Scholar. & Student Progs.	190	\$48,259	190	\$48,259	381	\$398,281	3,203	\$8,712,482
Social Work	25	\$4,599	25	\$4,599	37	\$15,520	821	\$1,187,969
UW Alumni Association	3,130	\$120,565	3,130	\$120,565	1,704	\$90,525	21,560	\$1,117,494
University Press	19	\$16,814	19	\$16,814	94	\$40,515	417	\$512,227
University Support	506	\$81,415	506	\$81,415	146	\$154,903	2,803	\$8,933,954
UW Bothell	16	\$9,456	16	\$9,456	24	\$2,896	533	\$893,379
UW Tacoma	65	\$61,625	65	\$61,625	48	\$1,663	770	\$3,180,471
All UW Unique Total	9,765	\$10,510,425	9,765	\$10,510,425	8,309	\$10,504,294	97,876	\$323,005,417

Source: UW Office of Development

The number of donors and contribution totals for the major Development areas of the University are shown. Dollar values are based on donor values.

Job Number: 71593

July 2006

Development Area Summary - Gifts and Private Grants



DEVELOPMENT SUMMARY - GIFTS

AREA	CURRENT MONTH		YEAR TO DATE		PRIOR YEAR TO DATE		PRIOR FISCAL YEAR	
	Donors	Value	Donors	Value	Donors	Value	Donors	Value
UW Seattle								
UW Medicine	1,916	\$696,309	1,916	\$696,309	1,868	\$1,355,060	18,096	\$49,328,735
Architecture	47	\$37,365	47	\$37,365	14	\$16,603	1,313	\$3,114,700
Arts and Sciences	946	\$1,484,758	946	\$1,484,758	1,118	\$459,895	16,304	\$18,125,791
Broadcast Services	299	\$94,819	299	\$94,819	926	\$573,552	3,307	\$8,323,416
Business School	202	\$315,220	202	\$315,220	127	\$148,590	4,403	\$10,271,846
Dentistry	132	\$94,071	132	\$94,071	41	\$26,178	1,353	\$1,419,981
Education	54	\$17,453	54	\$17,453	56	\$9,359	1,888	\$1,790,300
Engineering	128	\$938,228	128	\$938,228	120	\$518,628	4,157	\$20,093,019
Evans Schl. of Pub. Affairs	42	\$5,134	42	\$5,134	57	\$31,202	615	\$780,802
Forest Resources	36	\$71,306	36	\$71,306	53	\$94,681	1,010	\$2,485,778
Graduate School	10	\$379	10	\$379	25	\$199,439	681	\$2,352,479
Information School	40	\$17,832	40	\$17,832	27	\$6,338	605	\$401,173
Intercollegiate Athletics	2,039	\$1,956,919	2,039	\$1,956,919	1,278	\$898,162	20,414	\$17,642,469
Law	58	\$46,919	58	\$46,919	60	\$181,000	1,985	\$36,124,321
Libraries	68	\$13,387	68	\$13,387	84	\$75,386	4,254	\$1,278,400
Nursing	76	\$107,244	76	\$107,244	57	\$153,677	1,795	\$1,638,532
Ocean and Fisheries	42	\$7,376	42	\$7,376	29	\$1,026,645	676	\$7,379,889
Pharmacy	67	\$125,743	67	\$125,743	48	\$23,843	1,214	\$1,650,696
President's Funds	59	\$13,012	59	\$13,012	138	\$30,289	1,812	\$711,430
Public Health	87	\$26,722	87	\$26,722	52	\$253,643	744	\$891,850
Scholar. & Student Progs.	190	\$48,259	190	\$48,259	381	\$398,281	3,201	\$8,473,021
Social Work	25	\$4,599	25	\$4,599	37	\$15,520	814	\$582,220
UW Alumni Association	3,130	\$120,565	3,130	\$120,565	1,704	\$90,525	21,560	\$1,117,494
University Press	19	\$16,814	19	\$16,814	94	\$40,515	417	\$512,227
University Support	505	\$51,415	505	\$51,415	146	\$154,903	2,796	\$7,884,789
UW Bothell	16	\$9,456	16	\$9,456	24	\$2,896	532	\$193,379
UW Tacoma	65	\$61,625	65	\$61,625	48	\$1,663	769	\$3,175,481
All UW Unique Total	9,709	\$6,382,942	9,709	\$6,382,942	8,244	\$6,786,483	97,391	\$207,744,231

Source: UW Office of Development

The number of donors and contribution totals (gifts only) for the major Development areas of the University are shown. Dollar values are based on donor values.

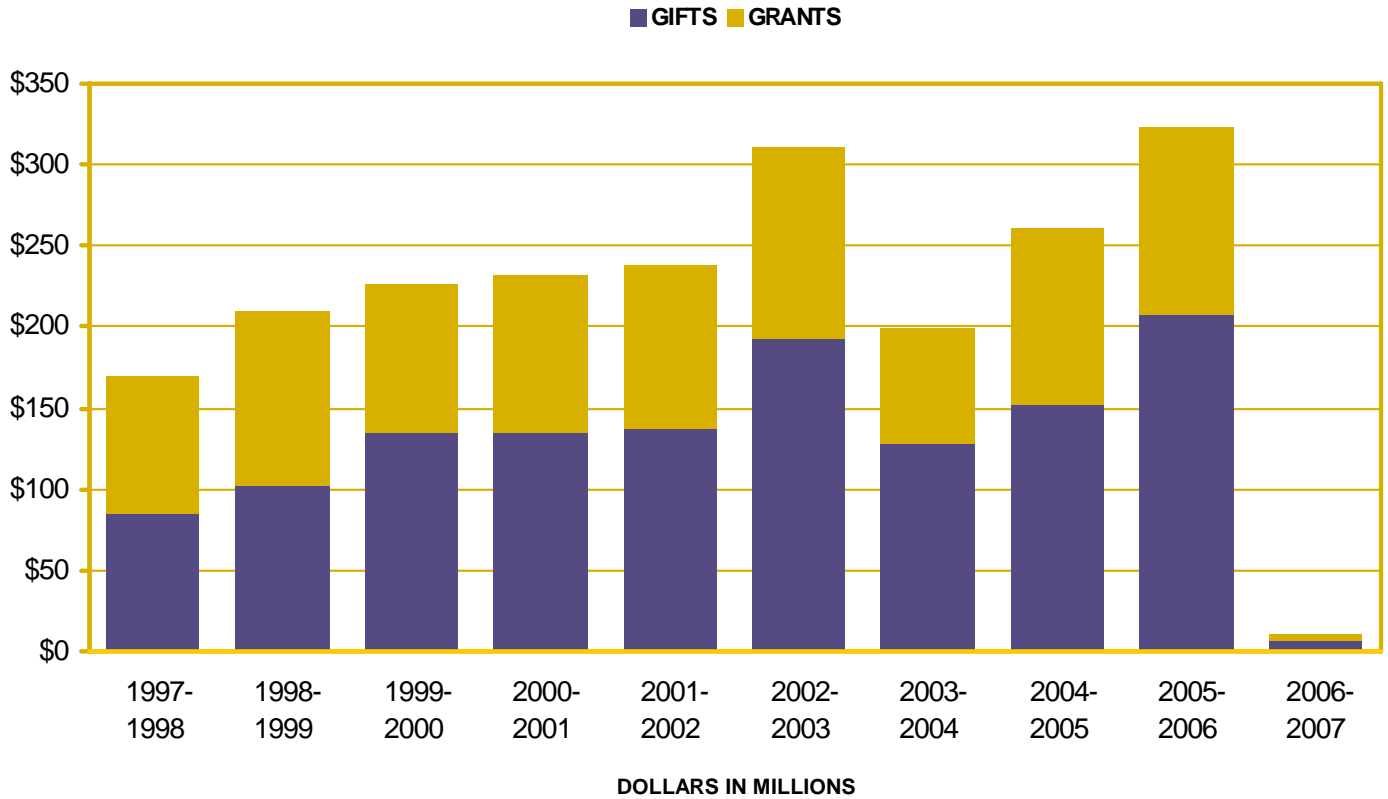
Job Number: 71593

July 2006

Development Area Summary - Gifts



COMPLETE FISCAL YEAR COMPARISON OF TOTAL CONTRIBUTIONS RECEIVED



FISCAL YEAR	GIFTS	GRANTS	TOTAL CONTRIBUTIONS
2006- 2007	\$6,382,942	\$4,127,483	\$10,510,425
2005- 2006	\$207,744,231	\$115,261,186	\$323,005,417
2004- 2005	\$151,969,925	\$108,802,371	\$260,772,296
2003- 2004	\$128,174,367	\$71,603,323	\$199,777,690
2002- 2003	\$192,573,183	\$118,677,722	\$311,250,905
2001- 2002	\$137,959,340	\$100,820,547	\$238,779,887
2000- 2001	\$134,805,190	\$97,112,979	\$231,918,169
1999- 2000	\$134,037,997	\$91,536,165	\$225,574,162
1998- 1999	\$102,925,077	\$107,619,586	\$210,544,663
1997- 1998	\$84,718,016	\$85,276,615	\$169,994,631

Source: UW Office of Development

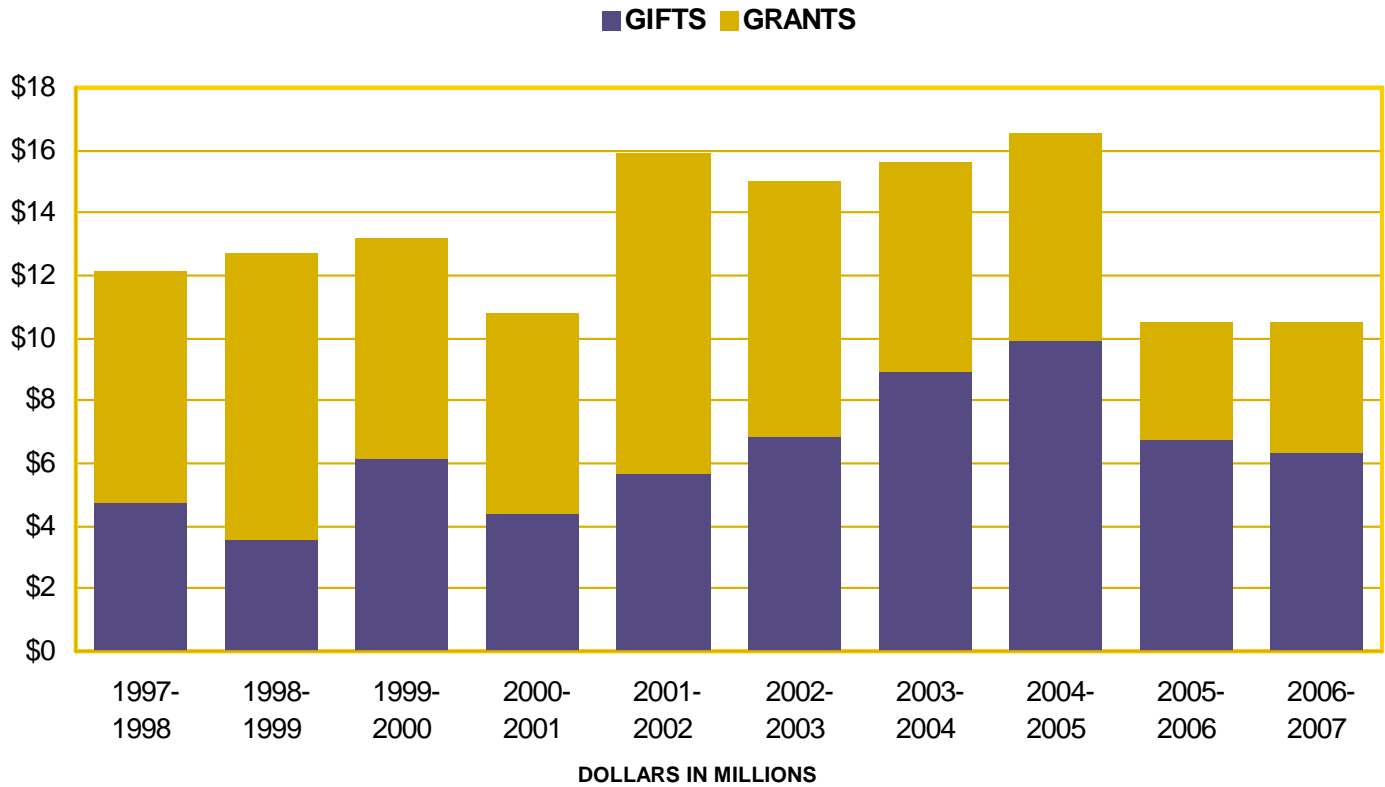
This graph compares the current fiscal year's contribution totals to each of the previous nine fiscal year's contribution totals.

Job Number: 71593
July 2006

Fiscal Year Totals Graph



YEAR TO DATE CONTRIBUTION TOTALS



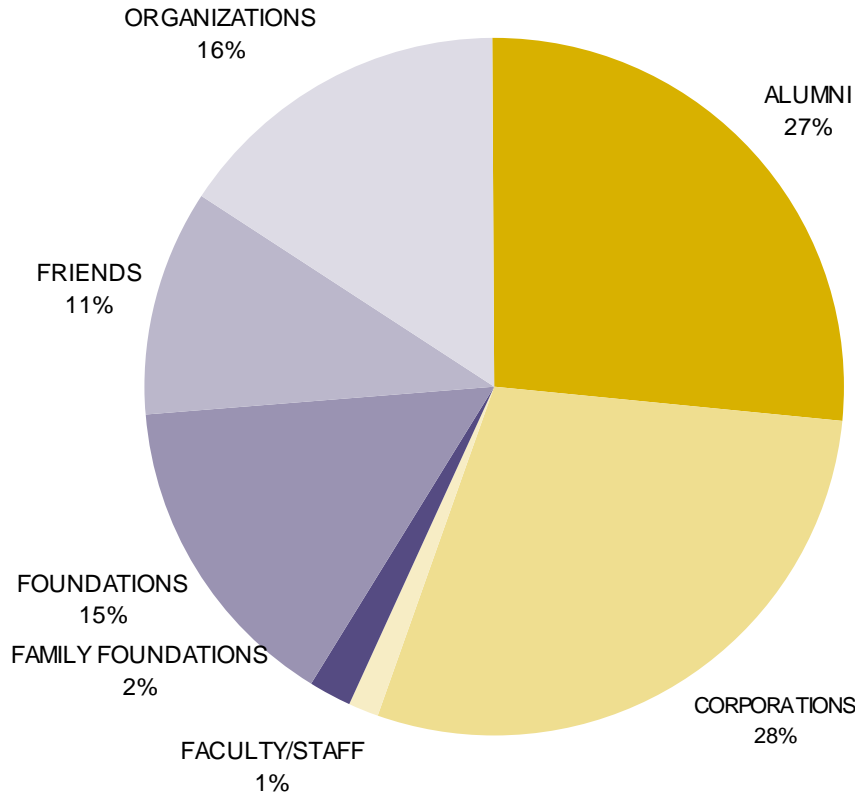
FISCAL YEAR	GIFTS	GRANTS	TOTAL CONTRIBUTIONS
2006- 2007	\$6,382,942	\$4,127,483	\$10,510,425
2005- 2006	\$6,786,483	\$3,717,811	\$10,504,294
2004- 2005	\$9,875,987	\$6,685,340	\$16,561,327
2003- 2004	\$8,901,929	\$6,715,497	\$15,617,426
2002- 2003	\$6,831,294	\$8,171,344	\$15,002,638
2001- 2002	\$5,624,131	\$10,295,482	\$15,919,613
2000- 2001	\$4,369,463	\$6,476,390	\$10,845,853
1999- 2000	\$6,157,070	\$7,024,425	\$13,181,495
1998- 1999	\$3,553,566	\$9,150,911	\$12,704,477
1997- 1998	\$4,728,782	\$7,437,527	\$12,166,309

Source: UW Office of Development

This graph compares the current fiscal year's contribution totals to each of the previous nine fiscal year's contribution totals.



DEVELOPMENT ACTIVITY BY DONOR TYPE IN CURRENT FISCAL YEAR



DONOR TYPE	YEAR TO DATE		PRIOR YEAR TO DATE		PRIOR FISCAL YEAR	
	Donors	Value	Donors	Value	Donors	Value
Alumni	5,415	\$2,815,633	3,971	\$1,154,704	51,440	\$59,214,863
Corporations	251	\$2,995,616	285	\$3,581,089	3,523	\$62,670,936
Faculty/Staff	1,320	\$134,933	1,307	\$96,487	3,701	\$2,957,964
Family Foundations	11	\$223,757	14	\$860,938	173	\$82,336,824
Foundations	55	\$1,569,258	61	\$2,638,445	444	\$48,525,785
Friends	2,670	\$1,104,569	2,669	\$675,377	38,220	\$27,738,180
Organizations	51	\$1,666,658	40	\$1,497,255	558	\$39,560,865

Source: UW Office of Development

This graph shows the sources of contributions for the current year to date. Dollar values are based on donor value.

Job Number: 71593
 July 2006

Development Activity by Donor Type in Current Fiscal Year Chart



ALUMNI PARTICIPATION BY CONSTITUENCY

AREA	CURRENT FISCAL YEAR TO DATE			PREVIOUS FISCAL YEAR TO DATE			
	Solicitable	Donors	Partic. Rate	Solicitable	Donors	Partic. Rate	Final %
UW Seattle							
UW Medicine	16,867	344	2.0%	16,049	294	1.8%	20.4%
Architecture	7,709	116	1.5%	7,393	77	1.0%	18.7%
Arts and Sciences	138,301	2,553	1.8%	126,129	1,817	1.4%	15.6%
Business School	36,594	869	2.4%	34,923	604	1.7%	20.2%
Dentistry	4,525	122	2.7%	4,388	90	2.1%	27.4%
Education	19,116	302	1.6%	18,434	266	1.4%	19.2%
Engineering	31,945	440	1.4%	30,120	277	0.9%	15.7%
Evans School of Public Affairs	2,119	64	3.0%	1,964	51	2.6%	25.4%
Forest Resources	4,603	48	1.0%	4,446	50	1.1%	16.5%
Interdisc. Grad. Programs	1,463	37	2.5%	1,296	33	2.5%	17.3%
Interdisc. Undergrad. Programs	170	14	8.2%	119	2	1.7%	10.9%
Interschool Programs	353	11	3.1%	286	2	0.7%	14.7%
Information School	4,202	92	2.2%	3,976	72	1.8%	22.4%
Law	7,593	129	1.7%	7,320	136	1.9%	24.1%
School of Nursing	8,469	234	2.8%	8,181	180	2.2%	23.0%
Ocean & Fisheries	3,866	45	1.2%	3,642	37	1.0%	18.6%
Pharmacy	3,364	84	2.5%	3,255	61	1.9%	29.1%
Public Health	4,104	107	2.6%	3,766	93	2.5%	20.5%
Social Work	6,232	135	2.2%	5,804	106	1.8%	16.8%
UW Bothell	5,245	64	1.2%	4,324	62	1.4%	13.5%
UW Tacoma	5,850	81	1.4%	4,892	52	1.1%	11.8%
Unspecified	11,278	198	1.8%	11,097	187	1.7%	20.6%
All UW Total	297,648	5,415	1.8%	276,793	3,971	1.4%	17.2%

Source: UW Office of Development

Job Number: 71593
July 2006

Alumni Participation

