

VII. STANDING COMMITTEES

B. Finance, Audit and Facilities Committee

UW

Report of Contributions

University of Washington
University of Washington Foundation

August, 2006

UW FOUNDATION REPORT OF CONTRIBUTIONS · AUGUST 2006

NOTES AS OF AUGUST 31, 2006

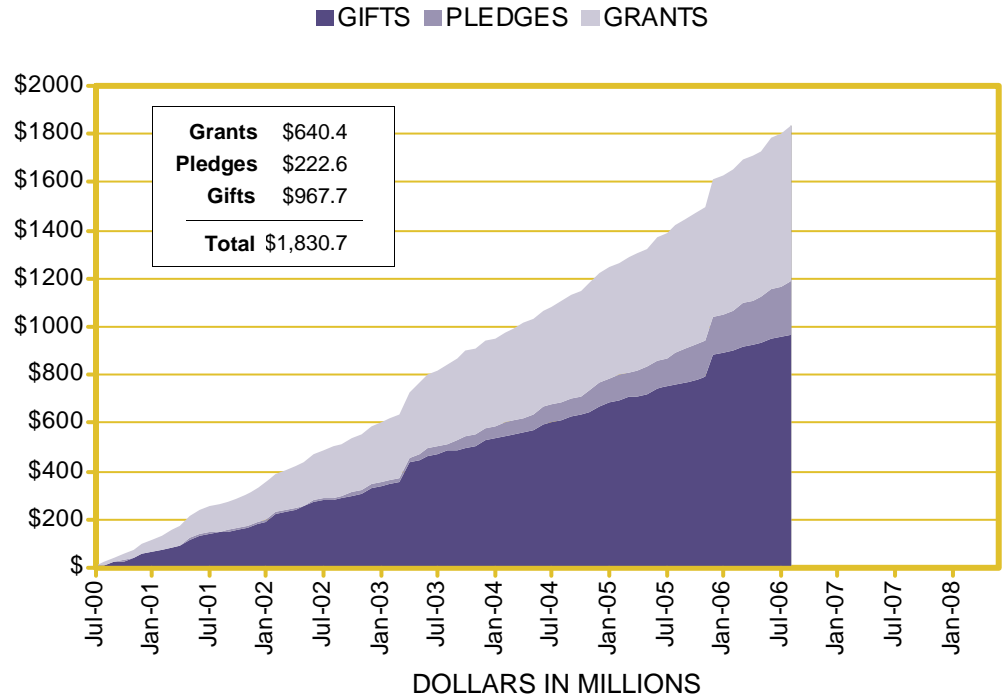
DATA POINTS

\$1,830,720,074 has been raised toward our campaign goal of \$2 billion.

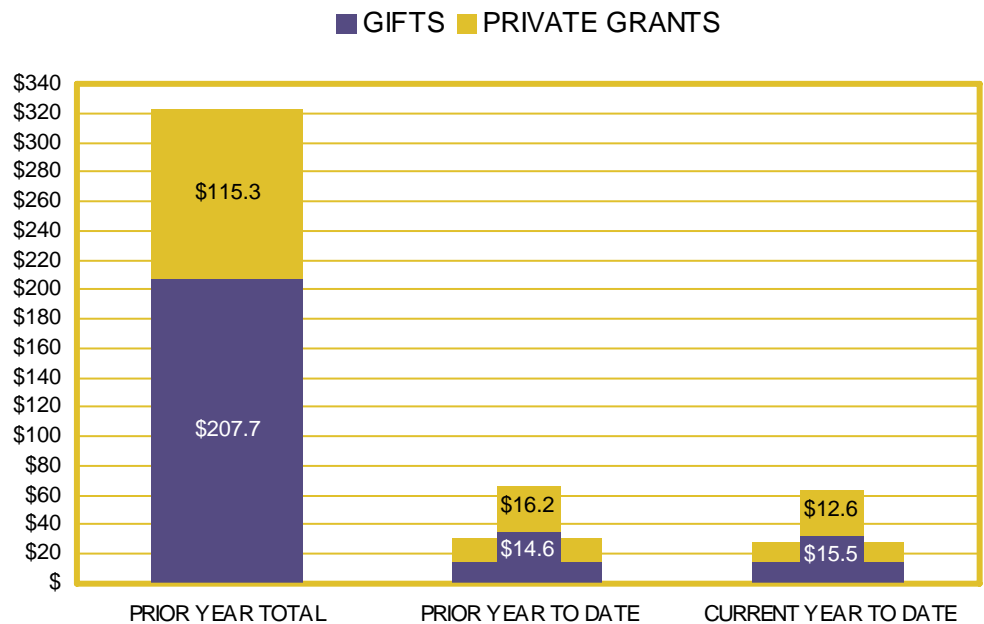
The UW received \$16.9 million in total private voluntary support (\$9.2 million in gifts and \$7.7 in grants) in August.

Areas including Architecture, Arts and Sciences, Business School, Dentistry, Information School, Intercollegiate Athletics, Pharmacy, Public Health, UW Alumni Association and UW Tacoma are ahead of last year's year-to-date totals.

FUNDRAISING PROGRESS SINCE JULY 1, 2000



CURRENT GIFT AND PRIVATE GRANT TOTALS



AUGUST 2006 GIFTS AND IMPACT

Selected gifts representing private support for one of the University of Washington's key fundraising priorities -- student, faculty, program and facility support.

Arthur and Sue Buerk – \$756,486 to the Business School

- Arthur and Sue Buerk's ongoing relationship with the University of Washington during the past 20 years has resulted in gifts of service, leadership and financial support. This most recent gift represents a payment on a \$1 million pledge to the Arthur and Sue Buerk Leadership Endowment to support Business School Leadership at the Dean's discretion.
- Arthur Buerk was the first director of development at the UW, and continues to lend his leadership to fundraising efforts. He also serves as Chairman of the Business School Advisory Board.
- The Buerks also support Business graduate students via the Buerk Endowed Faculty Fellowship.

Robert W. Lundeen – \$25,000 to UW Medicine

- Mr. Lundeen, retired Chairman of the Dow Chemical Company, established the Betty Lundeen Memorial Endowment Fund in honor of his late wife. Through his estate, he will give \$500,000 to provide scholarships for students interested in practicing medicine in rural communities.
- The New England Journal of Medicine reports that of the nation's 500 poorest counties, 459 are rural. These areas continue to have a shortage of health professionals, and doctors in remote locations are often called upon to diagnose and treat a wide range of conditions, from minor to complex. This gift will allow for scholarship support for these medical students to continue in perpetuity.
- Mr. and Mrs. Lundeen worked to increase access to quality health care for residents of rural communities. Today, Mr. Lundeen continues his involvement as a member of UW Medicine's Campaign Cabinet and its Scholarship and Student Support Committee, and by serving as the chair of UW Medicine's Campaign Partnerships.

VillageReach - \$22,636 to the Evans School of Public Affairs

- This gift will provide support for an Evans School student to do research around areas of interest to VillageReach. This research assistant will work under the leadership of an Evans School faculty member. Students work in the field and VillageReach offices and share findings with faculty and colleagues.
- VillageReach is a Seattle-based nonprofit organization that works to improve health and quality of life in the most remote areas of developing countries.
- VillageReach works with governments, communities, and other partners to extend the reach of the health system and improve the quality of services in effective and sustainable ways. Currently, the project provides monthly deliveries of medical supplies and gasoline to fuel lamps and generators to 88 health facilities in Mozambique serving a population of 1.5 million.





REPORT OF CONTRIBUTIONS

August 2006

CAMPAIGN UW: CREATING FUTURES

Report prepared by: Office of Development and Alumni Relations
Advancement Services, Information Management

9/15/2006 09:41 AM

TABLE OF CONTENTS

Campaign Progress to Date*	1
Campaign Progress by Giving Level*	2
Campaign Progress Pyramid*	3
Campaign Progress by Constituency*	4
Campaign Theme Progress*	5
Development Area Summary - Total Private Voluntary Support	6
Development Area Summary - Gifts and Private Grants	7
Development Area Summary - Gifts	8
Complete Fiscal Year Comparison	9
Year to Date Contribution Totals	10
Development Activity by Donor Type	11
Alumni Participation by Constituency	12

*All Campaign totals represented are from July 1, 2000 through the end of the preceeding calendar month. Please note that grant revenue totals in Campaign Reports may contain clinical trials. Fundraising totals from all affiliated non-profit organizations are also included in UW Campaign totals.

The UW Campaign Executive Committee developed the counting policy for Campaign reports, based on Council for Advancement and Support of Education (CASE) campaign counting standards.

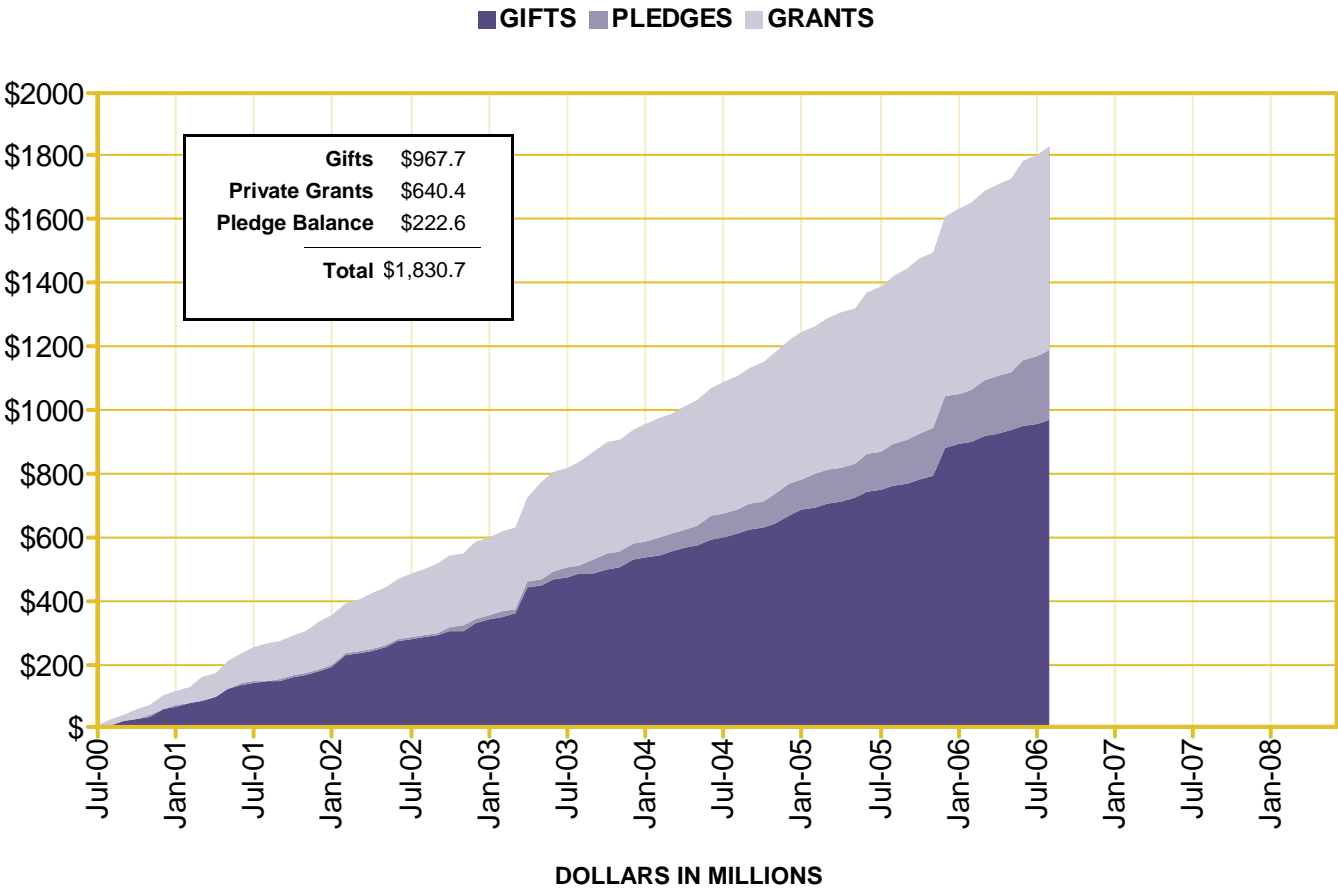
Annual reporting is July 1, 2006 through the end of the preceeding calendar month.

Job Number: 72051
August 2006

Table of Contents



CAMPAIGN PROGRESS SINCE JULY 1, 2000



Source: UW Office of Development

Summarizes Total Private Voluntary Support since July 1, 2000. Testamentary Commitments included in Pledge Balance total. All dollar totals in millions.



CAMPAIGN PROGRESS BY GIVING LEVEL

DOLLARS RAISED							
Gifts, Pledges & Grants							
Giving Level *	Alumni	Non Alumni	Family Fndns.	Corporations	Foundations	Other Orgs.	Total
\$100M+	\$0	\$32,720	\$211,951,271	\$0	\$0	\$0	\$211,983,991
\$50M - \$99,999,999	\$0	\$0	\$0	\$0	\$0	\$0	\$0
\$10M - \$49,999,999	\$44,699,909	\$58,730,734	\$33,292,500	\$56,483,817	\$95,765,773	\$12,022,751	\$300,995,485
\$5M - \$9,999,999	\$28,510,103	\$5,110,750	\$0	\$56,543,997	\$36,685,503	\$69,228,776	\$196,079,129
\$1M - \$4,999,999	\$108,685,395	\$63,135,049	\$27,782,592	\$115,491,887	\$99,709,359	\$82,555,377	\$497,359,659
\$100,000 - \$999,999	\$90,465,118	\$68,005,111	\$21,208,924	\$116,973,229	\$61,326,622	\$49,540,262	\$407,519,266
\$25,000 - \$99,999	\$23,811,126	\$18,271,832	\$2,635,681	\$28,864,679	\$7,197,991	\$10,129,506	\$90,910,816
\$10,000 - \$24,999	\$16,303,499	\$11,942,061	\$909,060	\$9,201,299	\$1,489,663	\$2,147,947	\$41,993,530
\$5,000 - \$9,999	\$11,373,279	\$8,700,046	\$280,403	\$4,854,972	\$579,725	\$695,683	\$26,484,108
\$2,000 - \$4,999	\$9,472,976	\$7,761,605	\$73,948	\$3,217,827	\$249,751	\$436,520	\$21,212,627
\$1,000 - \$1,999	\$5,120,329	\$4,152,720	\$22,676	\$1,345,225	\$76,641	\$209,173	\$10,926,764
\$500 - \$999	\$4,791,103	\$3,521,782	\$5,365	\$666,166	\$29,789	\$88,785	\$9,102,990
\$250 - \$499	\$3,293,004	\$4,697,409	\$1,150	\$289,011	\$10,538	\$43,081	\$8,334,193
\$100 - \$249	\$2,921,871	\$1,951,527	\$2,565	\$270,347	\$7,482	\$30,790	\$5,184,582
\$1 - \$99	\$1,405,529	\$1,146,466	\$189	\$69,425	\$998	\$10,327	\$2,632,933
Total	\$350,853,242	\$257,159,814	\$298,166,323	\$394,271,880	\$303,129,837	\$227,138,978	\$1,830,720,074
DONOR COUNTS							
Giving Level	Alumni	Non Alumni	Family Fndns.	Corporations	Foundations	Other Orgs.	Total
\$100M+	0	2	1	0	0	0	3
\$50M - \$99,999,999	0	0	0	0	0	0	0
\$10M - \$49,999,999	11	8	4	4	6	1	34
\$5M - \$9,999,999	6	5	0	8	6	9	34
\$1M - \$4,999,999	88	85	13	55	43	45	329
\$100,000 - \$999,999	515	563	67	435	184	172	1,936
\$25,000 - \$99,999	944	944	62	632	149	202	2,933
\$10,000 - \$24,999	1,969	1,858	61	688	103	147	4,826
\$5,000 - \$9,999	2,891	2,678	50	810	97	112	6,638
\$2,000 - \$4,999	4,974	5,109	26	1,223	85	158	11,575
\$1,000 - \$1,999	5,895	5,978	20	1,222	63	180	13,358
\$500 - \$999	9,984	9,241	11	1,219	49	150	20,654
\$250 - \$499	12,190	18,344	4	1,006	33	139	31,716
\$100 - \$249	23,101	19,788	17	2,107	54	242	45,309
\$1 - \$99	39,637	39,491	4	1,791	22	294	81,239
Total	102,205	104,094	340	11,200	894	1,851	220,584


Source: UW Office of Development & Alumni Relations

This report shows the count of distinct donors and campaign total by giving level and donor type since July 1, 2000.

**"Giving Level" is determined by summing all gift record types (including grants)



CAMPAIGN PROGRESS BY PYRAMID, SINCE JULY 1, 2000



220,584 **Donor Count**

Campaign Total: \$1,830,720,074

***Campaign Working Goal: \$2,000,000,000**

Percent Complete: 91.5%

Source: UW Office of Development

The counts of distinct donors and fundraising totals by giving level are shown.

*Unit campaign goals are still being finalized.

Pyramid Levels are determined by summing all gift record types (including grants)



UW FOUNDATION
REPORT OF CONTRIBUTIONS - AUGUST 2006

CAMPAIGN PROGRESS BY CONSTITUENCY

	GIFTS	Irrevocable Deferred Gifts		¹ PLEDGES	Testamentary Commitments		² GRANTS	Campaign - Private Voluntary Support		
		Donor Value	Discount Value		Donor Value	Discount Value		TOTAL	³ Working Goal	% of Goal
UW Medicine	\$272,712,454	\$11,148,133	\$5,932,972	\$21,476,250	\$21,317,853	\$6,907,784	\$325,921,051	\$652,575,741	\$1,000,000,000	65.3%
Architecture	\$7,193,627	\$2,244,117	\$658,000	\$1,742,815	\$2,225,000	\$1,294,992	\$3,721,923	\$17,127,482	\$19,000,000	90.1%
Arts and Sciences	\$95,199,107	\$6,466,437	\$3,964,379	\$11,809,496	\$34,894,000	\$21,617,603	\$64,674,998	\$213,044,037	\$240,000,000	88.8%
Broadcast Services	\$41,765,820	\$0	\$0	\$13,187	\$0	\$0	\$0	\$41,779,007	N/A	N/A
Business School	\$54,982,148	\$1,024,449	\$709,750	\$38,916,682	\$3,580,271	\$2,317,929	\$339,988	\$98,843,538	\$135,000,000	73.2%
Dentistry	\$7,100,566	\$246,992	\$110,376	\$1,178,901	\$775,000	\$431,459	\$3,846,299	\$13,147,759	\$15,000,000	87.7%
Education	\$9,596,156	\$28,552	\$10,686	\$3,410,976	\$2,050,000	\$1,261,668	\$12,793,134	\$27,878,818	\$23,000,000	121.2%
Engineering	\$125,403,207	\$2,077,016	\$1,130,806	\$7,551,370	\$4,100,011	\$1,692,976	\$71,257,746	\$210,389,349	\$250,000,000	84.2%
Evans Schl. of Pub. Affairs	\$9,459,545	\$57,994	\$69,964	\$386,123	\$500,000	\$265,793	\$36,574,871	\$46,978,533	\$40,000,000	117.4%
Forest Resources	\$8,624,359	\$646,572	\$516,844	\$398,845	\$2,500,000	\$1,266,903	\$3,426,726	\$15,596,501	\$17,700,000	88.1%
Friday Harbor Labs	\$5,888,509	\$153,242	\$78,775	\$350,781	\$4,755,000	\$2,790,432	\$862,743	\$12,010,276	\$12,000,000	100.1%
Information School	\$2,775,407	\$0	\$0	\$145,203	\$100,000	\$64,666	\$1,420,959	\$4,441,568	\$5,000,000	88.8%
Intercollegiate Athletics	\$92,984,720	\$246,570	\$166,700	\$7,728,724	\$210,000	\$133,886	\$0	\$101,170,014	\$110,000,000	92.0%
Law	\$58,870,825	\$7,026	\$4,595	\$992,033	\$30,000	\$20,631	\$989,542	\$60,889,426	\$70,000,000	87.0%
Libraries	\$5,484,693	\$442,146	\$351,456	\$49,633	\$797,000	\$389,915	\$475,708	\$7,249,179	\$9,000,000	80.5%
Nursing	\$8,869,187	\$285,000	\$210,008	\$1,226,370	\$3,322,799	\$1,693,681	\$7,923,559	\$21,626,915	\$24,000,000	90.1%
Ocean and Fisheries	\$11,842,397	\$5,812,500	\$2,679,448	\$76,141	\$0	\$0	\$22,583,006	\$40,314,043	\$34,000,000	118.6%
Pharmacy	\$8,459,433	\$0	\$0	\$479,950	\$0	\$0	\$4,300,699	\$13,240,081	\$10,260,000	129.0%
President's Funds	\$5,383,859	\$738,472	\$543,577	\$426,204	\$2,750,000	\$1,353,977	\$0	\$9,298,535	N/A	N/A
Public Health	\$13,535,706	\$50,259	\$33,185	\$839,738	\$0	\$0	\$60,248,188	\$74,673,891	\$90,000,000	83.0%
Scholar. & Student Progs.	\$29,672,195	\$654,684	\$334,149	\$1,923,824	\$3,035,000	\$1,778,584	\$864,332	\$36,150,034	\$40,000,000	90.4%
Social Work	\$2,003,048	\$290,566	\$158,012	\$55,753	\$0	\$0	\$5,280,271	\$7,629,638	\$10,000,000	76.3%
University Press	\$1,961,851	\$83,788	\$62,116	\$23,360	\$1,300,000	\$1,421,362	\$0	\$3,368,999	\$3,000,000	112.3%
University Support	\$32,316,564	\$1,510,063	\$757,793	\$10,701,376	\$11,300,000	\$4,855,765	\$12,090,227	\$67,918,229	N/A	N/A
UW Bothell	\$2,201,832	\$0	\$0	\$51,165	\$0	\$0	\$750,500	\$3,003,497	\$5,700,000	52.7%
UW Tacoma	\$18,990,818	\$195,000	\$173,651	\$8,189,474	\$2,925,000	\$1,657,696	\$74,690	\$30,374,982	\$30,000,000	101.2%
All UW Total	\$933,278,032	\$34,409,577	\$18,657,242	\$120,144,372	\$102,466,934	\$53,217,702	\$640,421,160	\$1,830,720,074	\$2,000,000,000	91.5%

Source: UW Office of Development

Fundraising progress toward campaign working goals by constituency area (school/college/program). Campaign total is the sum of gifts, grants, active pledges and donor values of irrevocable deferred gifts and testamentary commitments. "N/A" is not applicable. 1 - "Pledges" are those in active status only. 2 - "Grants" are private grants only. 3 - Unit campaign working goals are still being finalized.

Job Number: 72051

August 2006

Campaign Progress by Constituency - Since July 2000



CAMPAIGN FUNDING THEME PROGRESS - JULY 2000 - PRESENT

THEME	CURRENT USE	ENDOWMENT	TOTAL
Student Support	\$82,024,200	\$155,206,153	\$237,230,354
Faculty Support	\$81,958,631	\$114,988,387	\$196,947,018
Program Support for Faculty and Students	\$809,918,987	\$119,535,186	\$929,454,173
Capital	\$277,786,988	\$1,778,269	\$279,565,257
Unrestricted	\$157,378,076	\$30,145,197	\$187,523,273
Total	\$1,409,066,882	\$421,653,192	\$1,830,720,074
Goal	\$1,600,000,000	\$400,000,000	\$2,000,000,000
% to Goal	88.1%	105.4%	91.5%

Source: UW Office of Development

This report shows contribution totals by campaign theme/priority since July 1, 2000.

Job Number: 72051

August 2006

Campaign Theme Progress



DEVELOPMENT SUMMARY - TOTAL PRIVATE VOLUNTARY SUPPORT

AREA	YEAR TO DATE DONOR VALUES		
	GIFTS	PRIVATE GRANTS	TOTAL
UW Seattle			
UW Medicine	\$4,742,313	\$8,631,876	\$13,374,189
Architecture	\$174,945		\$174,945
Arts and Sciences	\$1,998,400	\$908,962	\$2,907,362
Broadcast Services	\$267,063		\$267,063
Business School	\$1,391,474		\$1,391,474
Dentistry	\$191,934		\$191,934
Education	\$37,736	\$12,694	\$50,430
Engineering	\$1,923,300	\$537,127	\$2,460,427
Evans Schl. of Pub. Affairs	\$29,749	\$202,308	\$232,057
Forest Resources	\$94,789	\$32,441	\$127,230
Graduate School	\$609	\$23,301	\$23,910
Information School	\$21,507	\$173,724	\$195,231
Intercollegiate Athletics	\$2,329,413		\$2,329,413
Law	\$139,365		\$139,365
Libraries	\$25,561		\$25,561
Nursing	\$375,875	\$100,539	\$476,414
Ocean and Fisheries	\$49,372	\$190,105	\$239,477
Pharmacy	\$154,070	\$45,195	\$199,265
President's Funds	\$25,032		\$25,032
Public Health	\$78,705	\$1,688,381	\$1,767,087
Scholar. & Student Progs.	\$67,904		\$67,904
Social Work	\$13,573		\$13,573
UW Alumni Association	\$196,595		\$196,595
University Press	\$25,833		\$25,833
University Support	\$573,232	\$55,000	\$628,232
UW Bothell	\$26,803		\$26,803
UW Tacoma	\$565,337		\$565,337
All UW Total	\$15,520,501	\$12,601,654	\$28,122,155

Source: UW Office of Development

Contribution totals for the major Development areas of the University are shown.

Job Number: 72051

August 2006

Development Area Summary - Total Private Voluntary Support



DEVELOPMENT SUMMARY - GIFTS AND PRIVATE GRANTS

AREA	CURRENT MONTH		YEAR TO DATE		PRIOR YEAR TO DATE		PRIOR FISCAL YEAR	
	Donors	Value	Donors	Value	Donors	Value	Donors	Value
UW Seattle								
UW Medicine	1,984	\$9,978,099	2,562	\$13,374,189	2,776	\$13,842,569	18,379	\$108,952,952
Architecture	28	\$137,580	74	\$174,945	37	\$65,313	1,316	\$5,313,848
Arts and Sciences	1,189	\$1,412,313	1,932	\$2,907,362	1,726	\$2,647,782	16,381	\$26,555,640
Broadcast Services	793	\$172,243	872	\$267,063	1,106	\$770,649	3,307	\$8,323,416
Business School	333	\$1,076,254	512	\$1,391,474	404	\$727,784	4,406	\$10,411,034
Dentistry	112	\$97,863	229	\$191,934	88	\$64,591	1,363	\$1,760,021
Education	90	\$32,977	125	\$50,430	115	\$272,621	1,895	\$2,916,481
Engineering	219	\$1,293,223	331	\$2,460,427	295	\$3,149,789	4,224	\$38,867,802
Evans Schl. of Pub. Affairs	32	\$221,640	64	\$232,057	87	\$648,910	630	\$5,997,460
Forest Resources	33	\$55,997	63	\$127,230	80	\$426,086	1,024	\$3,078,045
Graduate School	8	\$229	12	\$23,910	31	\$319,513	683	\$2,470,722
Information School	45	\$3,675	83	\$195,231	47	\$72,040	610	\$811,461
Intercollegiate Athletics	490	\$383,156	2,465	\$2,329,413	1,589	\$1,443,121	20,414	\$17,642,469
Law	47	\$92,426	102	\$139,365	129	\$307,687	1,987	\$36,175,919
Libraries	64	\$12,173	117	\$25,561	136	\$121,060	4,256	\$1,343,782
Nursing	57	\$319,170	110	\$476,414	101	\$740,442	1,814	\$2,856,427
Ocean and Fisheries	60	\$128,070	70	\$239,477	53	\$1,299,969	708	\$14,035,193
Pharmacy	49	\$66,540	92	\$199,265	87	\$119,080	1,219	\$1,896,947
President's Funds	75	\$12,020	122	\$25,032	223	\$100,559	1,812	\$711,430
Public Health	76	\$214,215	118	\$1,767,087	113	\$1,673,088	793	\$8,346,379
Scholar. & Student Progs.	172	\$19,644	229	\$67,904	438	\$632,173	3,203	\$8,712,482
Social Work	22	\$8,974	44	\$13,573	62	\$67,560	821	\$1,187,969
UW Alumni Association	1,648	\$76,030	4,761	\$196,595	3,264	\$163,390	21,560	\$1,117,494
University Press	16	\$9,019	34	\$25,833	140	\$95,640	417	\$512,227
University Support	77	\$546,836	564	\$628,232	243	\$441,848	2,803	\$8,933,954
UW Bothell	33	\$17,442	40	\$26,803	35	\$608,912	533	\$893,379
UW Tacoma	62	\$504,062	95	\$565,337	120	\$51,150	770	\$3,180,471
All UW Unique Total	7,440	\$16,891,878	14,878	\$28,122,155	12,724	\$30,873,340	97,876	\$323,005,417

Source: UW Office of Development

The number of donors and contribution totals for the major Development areas of the University are shown.
Dollar values are based on donor values.

Job Number: 72051

August 2006

Development Area Summary - Gifts and Private Grants



DEVELOPMENT SUMMARY - GIFTS

AREA	CURRENT MONTH		YEAR TO DATE		PRIOR YEAR TO DATE		PRIOR FISCAL YEAR	
	Donors	Value	Donors	Value	Donors	Value	Donors	Value
UW Seattle								
UW Medicine	1,910	\$4,059,048	2,457	\$4,742,313	2,658	\$3,385,392	18,096	\$49,328,735
Architecture	28	\$137,580	74	\$174,945	36	\$62,813	1,313	\$3,114,700
Arts and Sciences	1,176	\$513,642	1,916	\$1,998,400	1,712	\$1,616,816	16,304	\$18,125,791
Broadcast Services	793	\$172,243	872	\$267,063	1,106	\$770,649	3,307	\$8,323,416
Business School	333	\$1,076,254	512	\$1,391,474	404	\$727,784	4,403	\$10,271,846
Dentistry	112	\$97,863	229	\$191,934	87	\$59,591	1,353	\$1,419,981
Education	89	\$20,283	124	\$37,736	115	\$272,621	1,888	\$1,790,300
Engineering	213	\$985,071	323	\$1,923,300	285	\$1,633,091	4,157	\$20,093,019
Evans Schl. of Pub. Affairs	30	\$24,615	61	\$29,749	81	\$45,337	615	\$780,802
Forest Resources	30	\$23,556	60	\$94,789	76	\$320,550	1,010	\$2,485,778
Graduate School	8	\$229	11	\$609	30	\$248,205	681	\$2,352,479
Information School	45	\$3,675	80	\$21,507	44	\$43,304	605	\$401,173
Intercollegiate Athletics	490	\$383,156	2,465	\$2,329,413	1,589	\$1,443,121	20,414	\$17,642,469
Law	47	\$92,426	102	\$139,365	129	\$307,687	1,985	\$36,124,321
Libraries	64	\$12,173	117	\$25,561	136	\$121,060	4,254	\$1,278,400
Nursing	55	\$268,631	107	\$375,875	93	\$487,321	1,795	\$1,638,532
Ocean and Fisheries	57	\$41,996	66	\$49,372	47	\$1,099,236	676	\$7,379,889
Pharmacy	48	\$28,326	90	\$154,070	87	\$119,080	1,214	\$1,650,696
President's Funds	75	\$12,020	122	\$25,032	223	\$100,559	1,812	\$711,430
Public Health	71	\$51,982	111	\$78,705	101	\$419,894	744	\$891,850
Scholar. & Student Progs.	172	\$19,644	229	\$67,904	438	\$632,173	3,201	\$8,473,021
Social Work	22	\$8,974	44	\$13,573	61	\$30,084	814	\$582,220
UW Alumni Association	1,648	\$76,030	4,761	\$196,595	3,264	\$163,390	21,560	\$1,117,494
University Press	16	\$9,019	34	\$25,833	140	\$95,640	417	\$512,227
University Support	76	\$521,836	562	\$573,232	241	\$362,213	2,796	\$7,884,789
UW Bothell	33	\$17,442	40	\$26,803	34	\$8,912	532	\$193,379
UW Tacoma	62	\$504,062	95	\$565,337	120	\$51,150	769	\$3,175,481
All UW Unique Total	7,342	\$9,161,784	14,747	\$15,520,501	12,571	\$14,627,686	97,391	\$207,744,231

Source: UW Office of Development

The number of donors and contribution totals (gifts only) for the major Development areas of the University are shown. Dollar values are based on donor values.

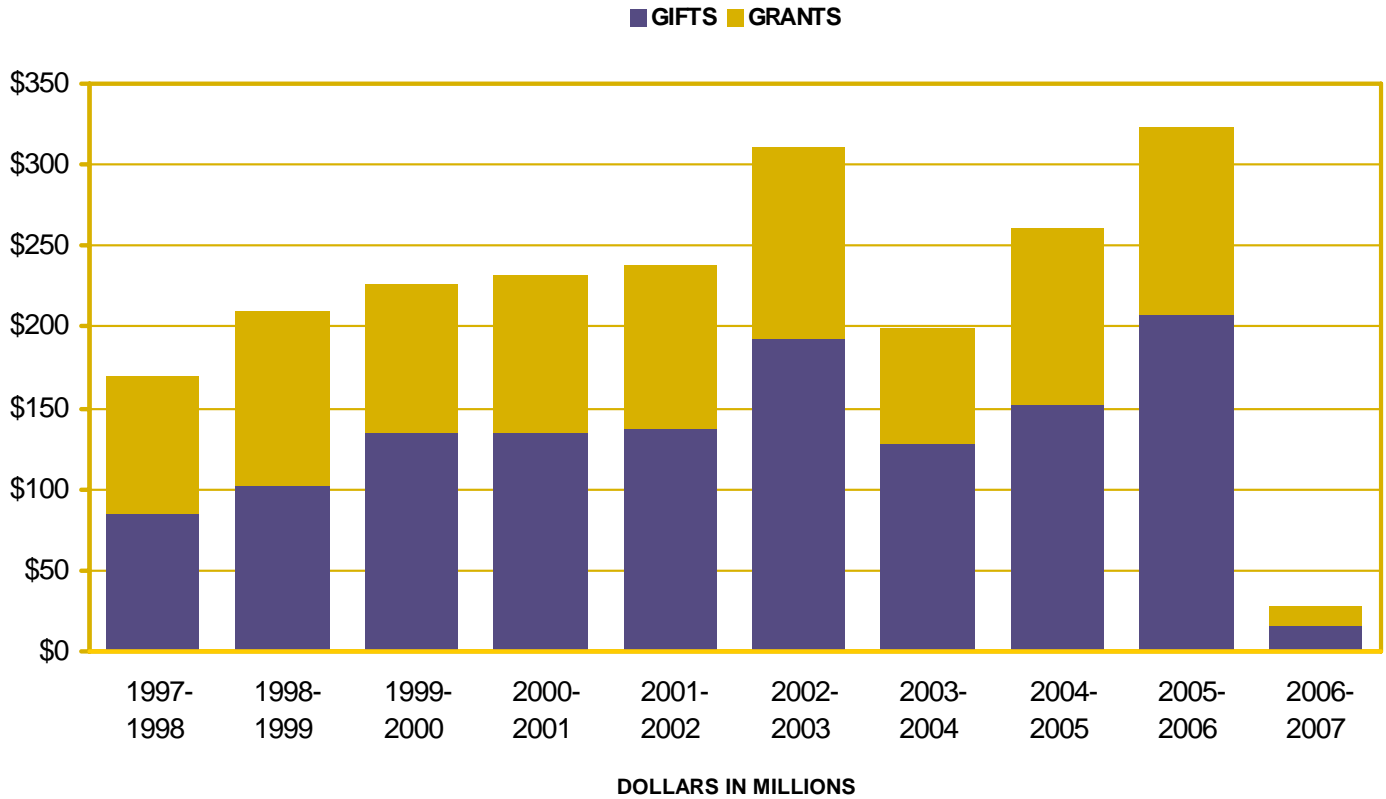
Job Number: 72051

August 2006

Development Area Summary - Gifts



COMPLETE FISCAL YEAR COMPARISON OF TOTAL CONTRIBUTIONS RECEIVED



FISCAL YEAR	GIFTS	GRANTS	TOTAL CONTRIBUTIONS
2006- 2007	\$15,520,501	\$12,601,654	\$28,122,155
2005- 2006	\$207,744,231	\$115,261,186	\$323,005,417
2004- 2005	\$151,969,925	\$108,802,371	\$260,772,296
2003- 2004	\$128,174,367	\$71,603,323	\$199,777,690
2002- 2003	\$192,573,183	\$118,677,722	\$311,250,905
2001- 2002	\$137,959,340	\$100,820,547	\$238,779,887
2000- 2001	\$134,805,190	\$97,112,979	\$231,918,169
1999- 2000	\$134,037,997	\$91,536,165	\$225,574,162
1998- 1999	\$102,925,077	\$107,619,586	\$210,544,663
1997- 1998	\$84,718,016	\$85,276,615	\$169,994,631

Source: UW Office of Development

This graph compares the current fiscal year's contribution totals to each of the previous nine fiscal year's contribution totals.

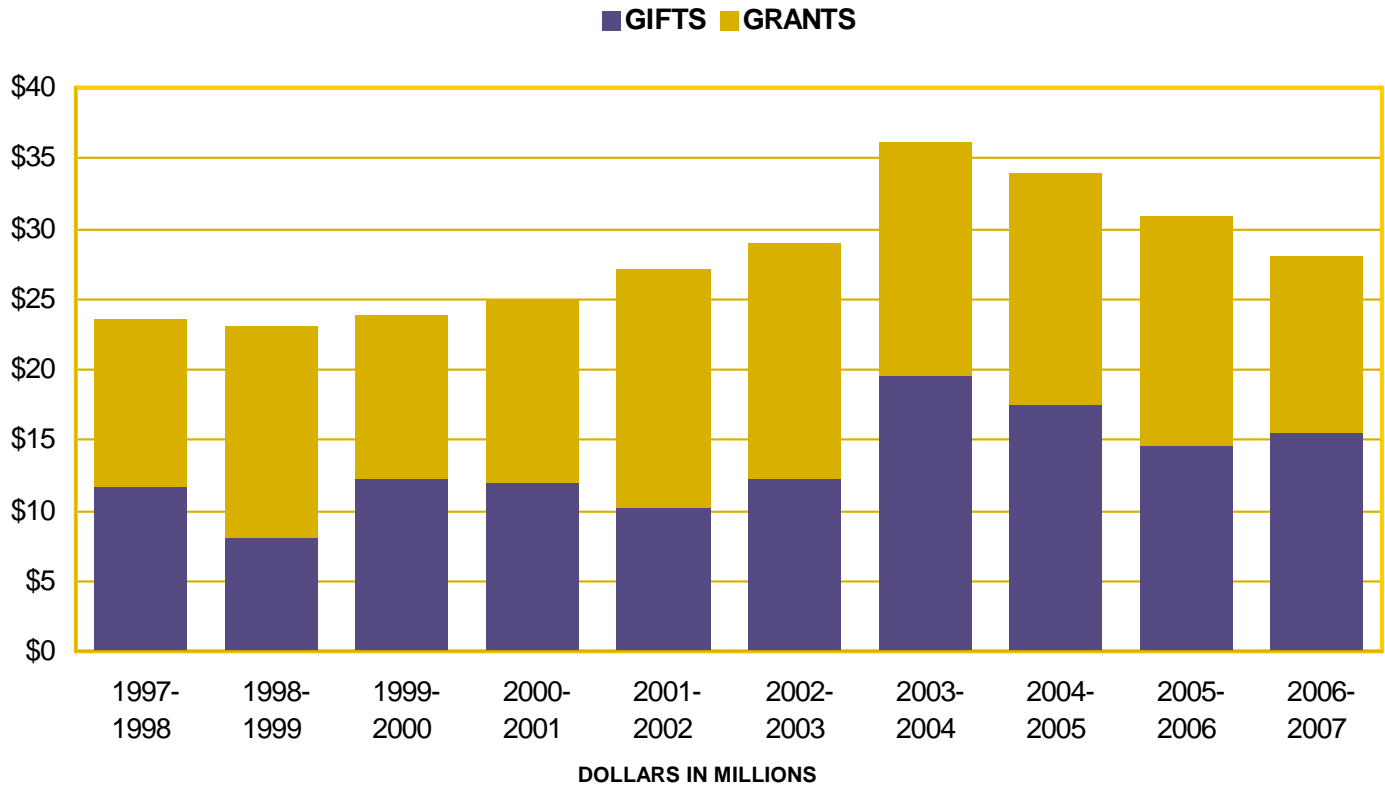
Job Number: 72051

August 2006

Fiscal Year Totals Graph



YEAR TO DATE CONTRIBUTION TOTALS



FISCAL YEAR	GIFTS	GRANTS	TOTAL CONTRIBUTIONS
2006- 2007	\$15,520,501	\$12,601,654	\$28,122,155
2005- 2006	\$14,627,686	\$16,245,654	\$30,873,340
2004- 2005	\$17,530,695	\$16,433,767	\$33,964,462
2003- 2004	\$19,537,721	\$16,597,595	\$36,135,316
2002- 2003	\$12,230,893	\$16,786,392	\$29,017,285
2001- 2002	\$10,186,072	\$16,972,711	\$27,158,784
2000- 2001	\$11,971,851	\$12,973,413	\$24,945,264
1999- 2000	\$12,243,052	\$11,670,323	\$23,913,375
1998- 1999	\$8,001,600	\$15,168,144	\$23,169,744
1997- 1998	\$11,676,263	\$11,927,707	\$23,603,970

Source: UW Office of Development

This graph compares the current fiscal year's contribution totals to each of the previous nine fiscal year's contribution totals.

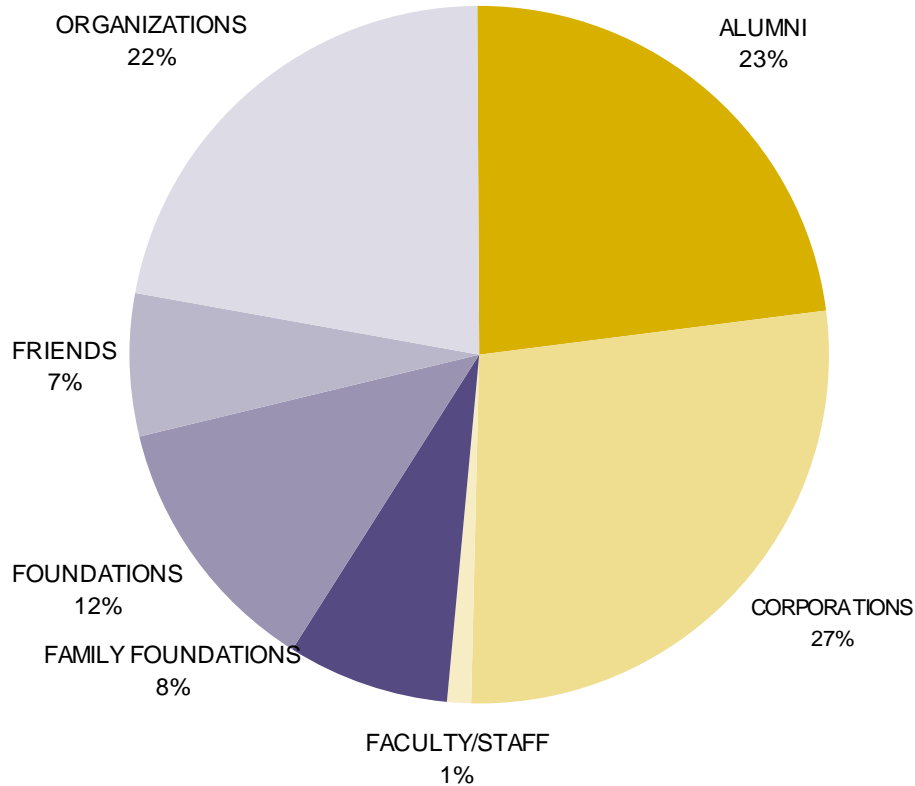
Job Number: 72051

August 2006

Year to Date Graph



DEVELOPMENT ACTIVITY BY DONOR TYPE IN CURRENT FISCAL YEAR



DONOR TYPE	YEAR TO DATE		PRIOR YEAR TO DATE		PRIOR FISCAL YEAR	
	Donors	Value	Donors	Value	Donors	Value
Alumni	8,164	\$6,468,813	6,518	\$3,056,863	51,440	\$59,214,863
Corporations	452	\$7,692,942	545	\$7,942,503	3,523	\$62,670,936
Faculty/Staff	1,419	\$276,568	1,412	\$223,119	3,701	\$2,957,964
Family Foundations	21	\$2,125,279	33	\$4,557,622	173	\$82,336,824
Foundations	96	\$3,402,586	122	\$7,024,580	444	\$48,525,785
Friends	4,628	\$1,887,082	4,042	\$1,454,192	38,220	\$27,738,180
Organizations	111	\$6,268,884	91	\$6,614,461	558	\$39,560,865

Source: UW Office of Development

This graph shows the sources of contributions for the current year to date. Dollar values are based on donor value.

Job Number: 72051
August 2006

Development Activity by Donor Type in Current Fiscal Year Chart



ALUMNI PARTICIPATION BY CONSTITUENCY

AREA	CURRENT FISCAL YEAR TO DATE			PREVIOUS FISCAL YEAR TO DATE			
	Solicitable	Donors	Partic. Rate	Solicitable	Donors	Partic. Rate	Final %
UW Seattle							
UW Medicine	16,867	497	2.9%	16,049	460	2.9%	20.4%
Architecture	7,709	169	2.2%	7,393	122	1.7%	18.7%
Arts and Sciences	138,301	3,795	2.7%	126,129	2,913	2.3%	15.6%
Business School	36,594	1,431	3.9%	34,923	1,087	3.1%	20.2%
Dentistry	4,525	210	4.6%	4,388	150	3.4%	27.4%
Education	19,116	473	2.5%	18,434	463	2.5%	19.2%
Engineering	31,945	706	2.2%	30,120	517	1.7%	15.7%
Evans School of Public Affairs	2,119	94	4.4%	1,964	73	3.7%	25.4%
Forest Resources	4,603	71	1.5%	4,446	75	1.7%	16.5%
Interdisc. Grad. Programs	1,463	52	3.6%	1,296	43	3.3%	17.3%
Interdisc. Undergrad. Programs	170	16	9.4%	119	2	1.7%	10.9%
Interschool Programs	353	12	3.4%	286	9	3.1%	14.7%
Information School	4,202	144	3.4%	3,976	116	2.9%	22.4%
Law	7,593	204	2.7%	7,320	217	3.0%	24.1%
School of Nursing	8,469	296	3.5%	8,181	259	3.2%	23.0%
Ocean & Fisheries	3,866	79	2.0%	3,642	65	1.8%	18.6%
Pharmacy	3,364	109	3.2%	3,255	97	3.0%	29.1%
Public Health	4,104	147	3.6%	3,766	123	3.3%	20.5%
Social Work	6,232	183	2.9%	5,804	153	2.6%	16.8%
UW Bothell	5,245	113	2.2%	4,324	98	2.3%	13.5%
UW Tacoma	5,850	128	2.2%	4,892	92	1.9%	11.8%
Unspecified	11,278	309	2.7%	11,097	312	2.8%	20.6%
All UW Total	297,648	8,164	2.7%	276,793	6,518	2.4%	17.2%

Source: UW Office of Development

Job Number: 72051
August 2006

Alumni Participation

