

VII. STANDING COMMITTEES

B. Finance, Audit and Facilities Committee

UW

Report of Contributions

University of Washington
University of Washington Foundation

September, 2006

NOTES AS OF SEPTEMBER 30, 2006

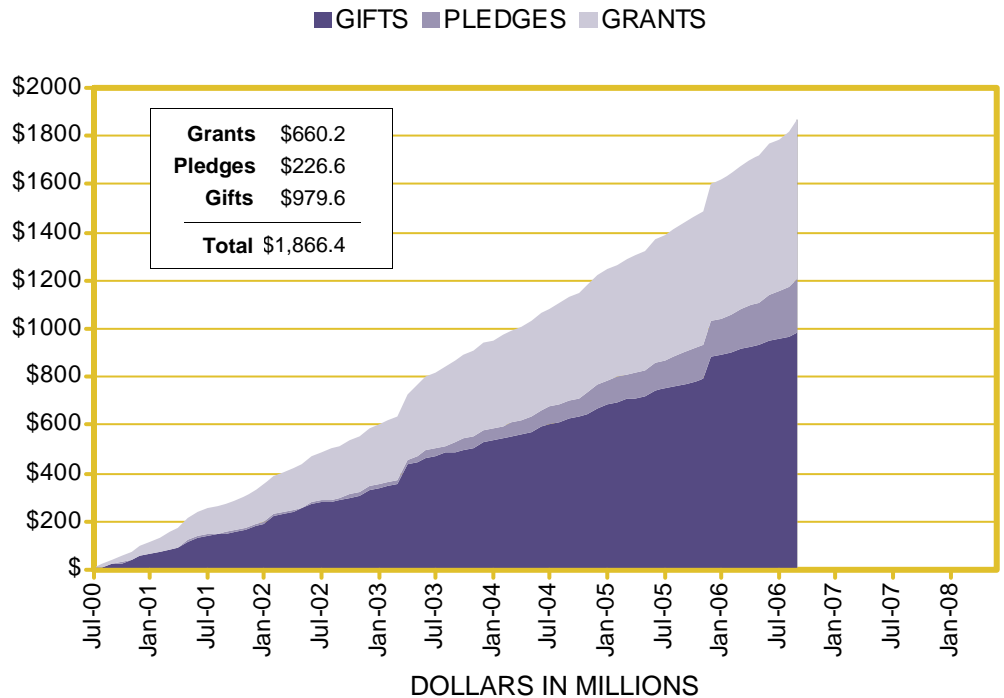
DATA POINTS

\$1,866,397,092 has been raised toward our campaign goal of \$2 billion.

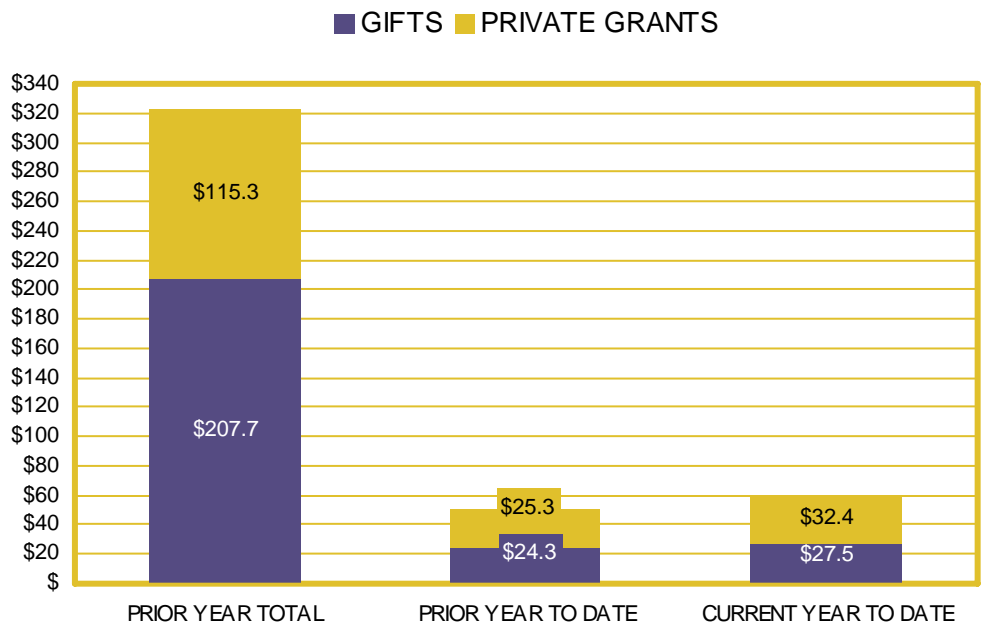
The UW received \$32.1 million in total private voluntary support (\$12.3 million in gifts and \$19.8 in grants) in September.

Areas including Architecture, Arts and Sciences, Broadcast Services, Business School, Dentistry, Education, Evans Schl. of Pub. Affairs, Information School, Intercollegiate Athletics, Nursing, Pharmacy, Public Health, UW Alumni Association, UW Medicine and UW Tacoma are ahead of last year's year-to-date totals.

FUNDRAISING PROGRESS SINCE JULY 1, 2000



CURRENT GIFT AND PRIVATE GRANT TOTALS



SEPTEMBER 2006 GIFTS AND IMPACT

Selected gifts representing private support for one of the University of Washington's key fundraising priorities -- student, faculty, program and facility support.

Mary and Tucker Barksdale – \$25,000 to the College of Arts and Sciences

- Mr. and Mrs. Barksdale's gift will create the Julian D. and Marajane Barksdale Endowed Fund in Earth and Space Sciences. The fund, named in honor of Mr. Barksdale's parents, will provide support for the Department of Earth and Space Sciences (ESS) with a preference for undergraduate activities; including field work, travel, and registration fees at meetings.
- Julian "Barky" Barksdale was a professor of geology at the University of Washington for 37 years and a prominent figure in the area, active with many organizations benefiting senior citizens and retirees.
- In 2005, the couple created the Julian D. Barksdale Service Award Fund, which honors students, alumni, faculty or staff in ESS for exceptional contributions in support of the department's or the University's mission. The award was funded by friends, family, and former students, led by Professor Eric Cheney.

Robert and Jean Reid – \$3,000,000 to the School of Nursing

- This planned gift from Bob and Jean Reid, University of Washington alumni and honorary School of Nursing Campaign co-chairs, will provide fellowship support to both undergraduate and graduate students.
- The Reids are dedicated to helping UW School of Nursing students who would otherwise not be able to afford a University education. This gift brings their total support of Nursing students to more than \$5 million. In addition, they recognize the value of top leadership and have endowed the dean's position in the School of Nursing with a \$500,000 gift to attract and retain a distinguished dean.
- A 2002 report by the Joint Commission on Accreditation of Healthcare Organizations suggests that by 2020, there will be at least 400,000 fewer nurses available to provide care than will be needed nationwide. Fellowship support is key to attracting new students to the profession.

Parsons Brinckerhoff - \$25,000 to the Information School

- The Institute for Innovation in Information Management is a member-based organization hosted and sponsored by the Information School at the University of Washington. Members set the research agenda, participate in semi-annual meetings to review strategy and direction, co-sponsor research projects and Support iSchool graduate students directly involved in research and study relating to the information management and innovation field.
- Members contribute annually to the Institute for Innovation, chartered with the mission to be the premier research institute that will help organizations attain agility and competitive successes by managing their most vital assets—information and knowledge.
- Parsons Brinckerhoff, an international planning, engineering and construction management organization, is one of four charter members of the Institute.





REPORT OF CONTRIBUTIONS

September 2006

CAMPAIGN UW: CREATING FUTURES

Report prepared by: Office of Development and Alumni Relations
Advancement Services, Information Management

10/10/2006 02:04 PM

TABLE OF CONTENTS

Campaign Progress to Date*	1
Campaign Progress by Giving Level*	2
Campaign Progress Pyramid*	3
Campaign Progress by Constituency*	4
Campaign Theme Progress*	5
Development Area Summary - Total Private Voluntary Support	6
Development Area Summary - Gifts and Private Grants	7
Development Area Summary - Gifts	8
Complete Fiscal Year Comparison	9
Year to Date Contribution Totals	10
Development Activity by Donor Type	11
Alumni Participation by Constituency	12

*All Campaign totals represented are from July 1, 2000 through the end of the preceding calendar month. Please note that grant revenue totals in Campaign Reports may contain clinical trials. Fundraising totals from all affiliated non-profit organizations are also included in UW Campaign totals.

The UW Campaign Executive Committee developed the counting policy for Campaign reports, based on Council for Advancement and Support of Education (CASE) campaign counting standards.

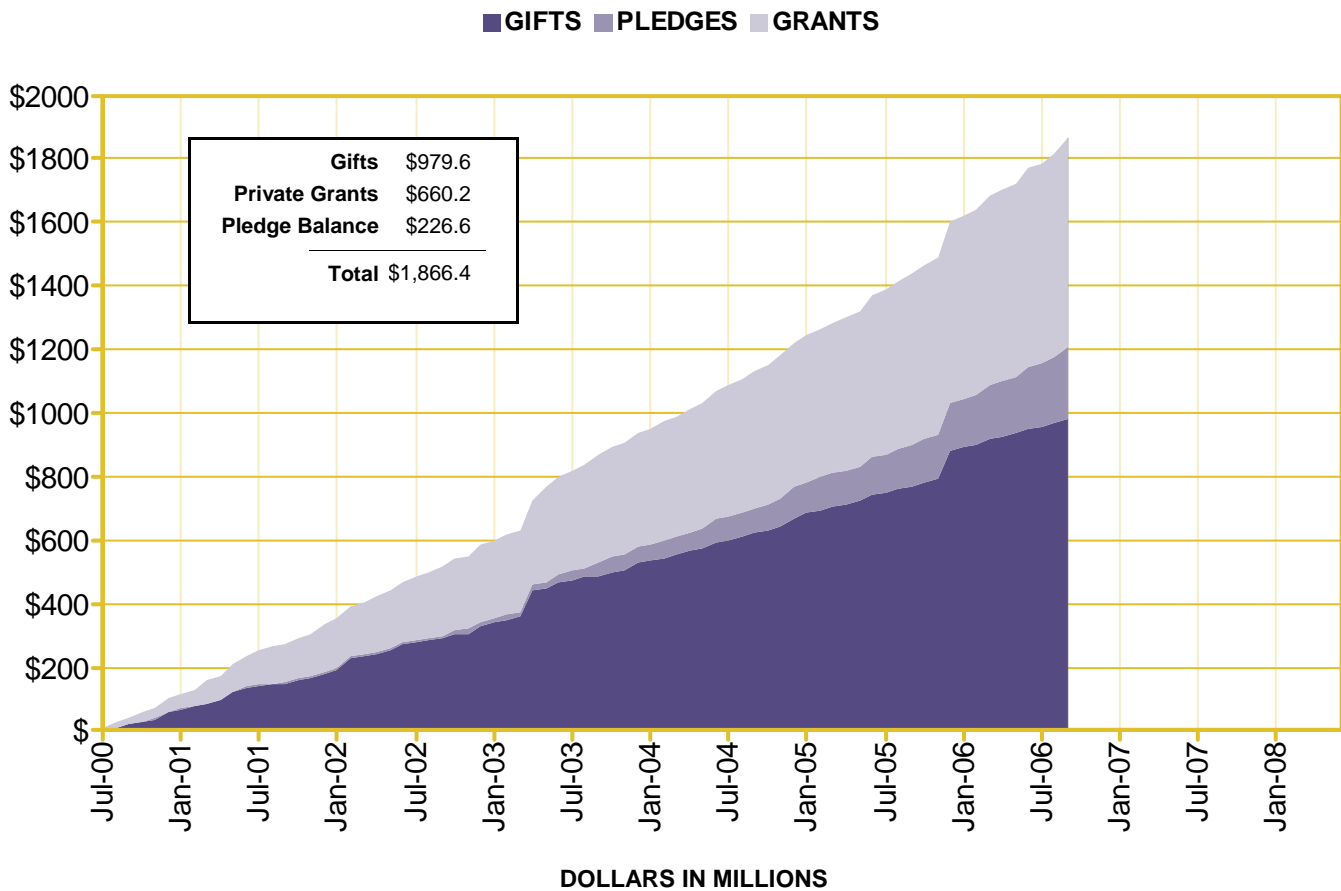
Annual reporting is July 1, 2006 through the end of the preceding calendar month.

Job Number: 72379
September 2006

Table of Contents



CAMPAIGN PROGRESS SINCE JULY 1, 2000



Source: UW Office of Development

Summarizes Total Private Voluntary Support since July 1, 2000. Testamentary Commitments included in Pledge Balance total. All dollar totals in millions.

Job Number: 72379
 September 2006

Fundraising Progress Since July 1, 2000



CAMPAIGN PROGRESS BY GIVING LEVEL

DOLLARS RAISED							
Gifts, Pledges & Grants							
Giving Level *	Alumni	Non Alumni	Family Fndns.	Corporations	Foundations	Other Orgs.	Total
\$100M+	\$0	\$32,720	\$221,333,140	\$0	\$0	\$0	\$221,365,860
\$50M - \$99,999,999	\$0	\$0	\$0	\$0	\$0	\$0	\$0
\$10M - \$49,999,999	\$44,699,909	\$59,232,844	\$33,317,500	\$57,598,847	\$97,826,453	\$22,284,581	\$314,960,134
\$5M - \$9,999,999	\$29,014,412	\$5,110,750	\$0	\$56,612,430	\$37,216,874	\$59,639,016	\$187,593,482
\$1M - \$4,999,999	\$111,666,199	\$67,357,159	\$28,907,692	\$116,413,343	\$100,999,619	\$87,179,315	\$512,523,328
\$100,000 - \$999,999	\$90,725,936	\$68,505,996	\$20,596,107	\$118,607,936	\$62,389,322	\$50,612,890	\$411,438,187
\$25,000 - \$99,999	\$24,059,680	\$18,516,592	\$2,518,752	\$29,131,186	\$7,433,441	\$10,286,438	\$91,946,089
\$10,000 - \$24,999	\$16,356,621	\$12,017,937	\$891,860	\$9,267,145	\$1,519,243	\$2,168,391	\$42,221,196
\$5,000 - \$9,999	\$11,384,983	\$8,739,567	\$280,403	\$4,852,983	\$562,782	\$694,452	\$26,515,171
\$2,000 - \$4,999	\$9,561,233	\$7,771,294	\$75,948	\$3,229,877	\$253,523	\$440,891	\$21,332,766
\$1,000 - \$1,999	\$5,218,505	\$4,191,056	\$21,176	\$1,354,645	\$75,408	\$211,739	\$11,072,529
\$500 - \$999	\$4,842,101	\$3,545,474	\$5,365	\$676,705	\$29,389	\$89,115	\$9,188,149
\$250 - \$499	\$3,342,792	\$4,704,076	\$1,150	\$288,495	\$10,588	\$43,081	\$8,390,182
\$100 - \$249	\$2,935,825	\$1,961,779	\$2,565	\$272,712	\$7,482	\$31,100	\$5,211,463
\$1 - \$99	\$1,405,300	\$1,151,873	\$189	\$69,841	\$998	\$10,353	\$2,638,555
Total	\$355,213,496	\$262,839,118	\$307,951,846	\$398,376,145	\$308,325,124	\$233,691,362	\$1,866,397,092
DONOR COUNTS							
Giving Level	Alumni	Non Alumni	Family Fndns.	Corporations	Foundations	Other Orgs.	Total
\$100M+	0	2	1	0	0	0	3
\$50M - \$99,999,999	0	0	0	0	0	0	0
\$10M - \$49,999,999	11	8	4	4	6	2	35
\$5M - \$9,999,999	6	5	0	8	6	8	33
\$1M - \$4,999,999	89	87	14	55	43	46	334
\$100,000 - \$999,999	521	567	68	439	187	174	1,956
\$25,000 - \$99,999	956	956	61	637	152	204	2,966
\$10,000 - \$24,999	1,985	1,879	60	693	105	148	4,870
\$5,000 - \$9,999	2,905	2,699	50	809	95	112	6,670
\$2,000 - \$4,999	5,021	5,144	27	1,231	86	159	11,668
\$1,000 - \$1,999	6,006	6,053	19	1,228	62	182	13,550
\$500 - \$999	10,064	9,331	11	1,237	48	150	20,841
\$250 - \$499	12,359	18,464	4	1,004	33	139	32,003
\$100 - \$249	23,125	19,949	17	2,122	54	245	45,512
\$1 - \$99	39,553	39,860	4	1,794	22	292	81,525
Total	102,601	105,004	340	11,261	899	1,861	221,966


Source: UW Office of Development & Alumni Relations

This report shows the count of distinct donors and campaign total by giving level and donor type since July 1, 2000.

**"Giving Level" is determined by summing all gift record types (including grants)



CAMPAIGN PROGRESS BY PYRAMID, SINCE JULY 1, 2000



221,966 Donor Count

Campaign Total: \$1,866,397,092

*Campaign Working Goal: \$2,000,000,000

Percent Complete: 93.3%

Source: UW Office of Development

The counts of distinct donors and fundraising totals by giving level are shown.

*Unit campaign goals are still being finalized.

Pyramid Levels are determined by summing all gift record types (including grants)



CAMPAIGN PROGRESS BY CONSTITUENCY

	GIFTS	Irrevocable Deferred Gifts		PLEDGES	Testamentary Commitments		GRANTS	Campaign - Private Voluntary Support		
		Donor Value	Discount Value		Donor Value	Discount Value		TOTAL	Working Goal	% of Goal
UW Medicine	\$274,417,779	\$11,368,133	\$6,166,895	\$21,318,038	\$25,317,853	\$9,327,268	\$339,700,493	\$672,122,297	\$1,000,000,000	67.2%
Architecture	\$7,228,579	\$2,244,117	\$664,411	\$1,722,027	\$2,225,000	\$1,294,992	\$3,721,923	\$17,141,645	\$19,000,000	90.2%
Arts and Sciences	\$96,600,294	\$6,586,437	\$4,196,133	\$11,246,112	\$34,909,000	\$24,255,076	\$67,185,651	\$216,527,494	\$240,000,000	90.2%
Broadcast Services	\$43,123,552	\$0	\$0	\$11,240	\$0	\$0	\$0	\$43,134,791	N/A	N/A
Business School	\$55,205,752	\$1,024,449	\$717,407	\$38,614,233	\$7,580,271	\$5,302,789	\$368,335	\$102,793,040	\$135,000,000	76.1%
Dentistry	\$7,162,344	\$246,992	\$110,376	\$1,200,109	\$775,000	\$431,459	\$3,906,425	\$13,290,871	\$15,000,000	88.6%
Education	\$10,283,571	\$28,552	\$10,686	\$3,104,951	\$2,050,000	\$1,261,668	\$13,608,807	\$29,075,881	\$23,000,000	126.4%
Engineering	\$126,412,472	\$2,077,016	\$1,134,001	\$7,283,162	\$4,100,011	\$1,692,976	\$71,953,297	\$211,825,957	\$250,000,000	84.7%
Evans Schl. of Pub. Affairs	\$9,477,219	\$81,135	\$83,147	\$386,858	\$500,000	\$265,793	\$37,347,785	\$47,792,997	\$40,000,000	119.5%
Forest Resources	\$8,654,206	\$646,572	\$522,374	\$395,120	\$2,500,000	\$1,266,903	\$3,426,726	\$15,622,623	\$17,700,000	88.3%
Friday Harbor Labs	\$5,910,098	\$153,242	\$78,775	\$346,514	\$5,255,000	\$2,978,876	\$862,743	\$12,527,597	\$12,000,000	104.4%
Information School	\$2,826,779	\$0	\$0	\$140,440	\$100,000	\$64,666	\$1,420,959	\$4,488,177	\$5,000,000	89.8%
Intercollegiate Athletics	\$93,770,989	\$246,570	\$168,346	\$7,632,839	\$210,000	\$133,886	\$0	\$101,860,398	\$110,000,000	92.6%
Law	\$59,077,820	\$7,026	\$4,595	\$1,006,781	\$199,988	\$70,829	\$989,542	\$61,281,157	\$70,000,000	87.5%
Libraries	\$5,504,968	\$442,146	\$351,456	\$46,380	\$797,000	\$389,915	\$475,708	\$7,266,202	\$9,000,000	80.7%
Nursing	\$9,328,873	\$3,285,000	\$2,396,066	\$1,724,498	\$3,322,799	\$1,693,681	\$7,923,559	\$25,584,729	\$24,000,000	106.6%
Ocean and Fisheries	\$11,885,212	\$5,812,500	\$2,685,465	\$74,834	\$0	\$0	\$22,731,231	\$40,503,777	\$34,000,000	119.1%
Pharmacy	\$8,488,395	\$0	\$0	\$471,648	\$0	\$0	\$4,490,458	\$13,450,500	\$10,260,000	131.1%
President's Funds	\$5,414,241	\$738,472	\$591,976	\$425,202	\$2,750,000	\$1,353,977	\$0	\$9,327,915	N/A	N/A
Public Health	\$13,622,296	\$50,259	\$33,185	\$837,874	\$0	\$0	\$60,809,897	\$75,320,325	\$90,000,000	83.7%
Scholar. & Student Progs.	\$30,262,344	\$654,684	\$336,593	\$1,920,464	\$3,035,000	\$1,778,584	\$864,332	\$36,736,824	\$40,000,000	91.8%
Social Work	\$2,012,978	\$290,566	\$158,012	\$54,179	\$0	\$0	\$5,422,720	\$7,780,443	\$10,000,000	77.8%
University Press	\$1,982,101	\$83,788	\$62,116	\$23,250	\$1,300,000	\$923,885	\$0	\$3,389,139	\$3,000,000	113.0%
University Support	\$31,852,493	\$1,510,063	\$819,280	\$7,182,652	\$11,300,000	\$4,855,765	\$12,201,757	\$64,046,965	N/A	N/A
UW Bothell	\$2,310,999	\$0	\$0	\$49,764	\$0	\$0	\$750,500	\$3,111,263	\$5,700,000	54.6%
UW Tacoma	\$19,013,139	\$195,000	\$173,651	\$8,186,257	\$2,925,000	\$1,657,696	\$74,690	\$30,394,085	\$35,000,000	86.8%
All UW Total	\$941,829,490	\$37,772,718	\$21,464,946	\$115,405,425	\$111,151,922	\$61,000,684	\$660,237,538	\$1,866,397,092	\$2,000,000,000	93.3%

Source: UW Office of Development

Fundraising progress toward campaign working goals by constituency area (school/college/program). Campaign total is the sum of gifts, grants, active pledges and donor values of irrevocable deferred gifts and testamentary commitments. "N/A" is not applicable. 1 - "Pledges" are those in active status only. 2 - "Grants" are private grants only. 3 - Unit campaign working goals are still being finalized.

Job Number: 72379
September 2006

Campaign Progress by Constituency - Since July 2000



CAMPAIGN FUNDING THEME PROGRESS - JULY 2000 - PRESENT

THEME	CURRENT USE	ENDOWMENT	TOTAL
Student Support	\$91,039,158	\$150,338,338	\$241,377,495
Faculty Support	\$82,852,813	\$119,729,743	\$202,582,556
Program Support for Faculty and Students	\$830,161,199	\$123,762,624	\$953,923,822
Capital	\$278,512,348	\$1,778,269	\$280,290,616
Unrestricted	\$158,053,505	\$30,169,098	\$188,222,602
Total	\$1,440,619,022	\$425,778,070	\$1,866,397,092
Goal	\$1,600,000,000	\$400,000,000	\$2,000,000,000
% to Goal	90.0%	106.4%	93.3%

Source: UW Office of Development

This report shows contribution totals by campaign theme/priority since July 1, 2000.

Job Number: 72379
 September 2006

Campaign Theme Progress



DEVELOPMENT SUMMARY - TOTAL PRIVATE VOLUNTARY SUPPORT

AREA	YEAR TO DATE DONOR VALUES		
	GIFTS	PRIVATE GRANTS	TOTAL
UW Seattle			
UW Medicine	\$6,665,376	\$22,411,318	\$29,076,694
Architecture	\$209,896		\$209,896
Arts and Sciences	\$3,519,587	\$3,419,615	\$6,939,203
Broadcast Services	\$1,624,794		\$1,624,794
Business School	\$1,615,078	\$28,347	\$1,643,425
Dentistry	\$253,712	\$60,126	\$313,838
Education	\$474,851	\$828,367	\$1,303,218
Engineering	\$2,981,465	\$1,232,678	\$4,214,143
Evans Schl. of Pub. Affairs	\$70,564	\$975,222	\$1,045,786
Forest Resources	\$124,636	\$32,441	\$157,077
Graduate School	\$218,624	\$134,831	\$353,455
Information School	\$72,880	\$173,724	\$246,604
Intercollegiate Athletics	\$3,118,742		\$3,118,742
Law	\$346,360		\$346,360
Libraries	\$44,336		\$44,336
Nursing	\$3,835,561	\$100,539	\$3,936,100
Ocean and Fisheries	\$93,287	\$338,330	\$431,617
Pharmacy	\$183,032	\$234,954	\$417,986
President's Funds	\$55,414		\$55,414
Public Health	\$165,295	\$2,250,090	\$2,415,386
Scholar. & Student Progs.	\$146,528		\$146,528
Social Work	\$23,502	\$142,449	\$165,951
UW Alumni Association	\$258,330		\$258,330
University Press	\$44,083		\$44,083
University Support	\$614,324	\$55,000	\$669,324
UW Bothell	\$135,969		\$135,969
UW Tacoma	\$587,658		\$587,658
All UW Total	\$27,483,897	\$32,418,033	\$59,901,930

Source: UW Office of Development

Contribution totals for the major Development areas of the University are shown.

Job Number: 72379

September 2006

Development Area Summary - Total Private Voluntary Support



DEVELOPMENT SUMMARY - GIFTS AND PRIVATE GRANTS

AREA	CURRENT MONTH		YEAR TO DATE		PRIOR YEAR TO DATE		PRIOR FISCAL YEAR	
	Donors	Value	Donors	Value	Donors	Value	Donors	Value
UW Seattle								
UW Medicine	2,620	\$15,704,617	3,772	\$29,076,694	3,653	\$18,392,155	18,379	\$108,952,952
Architecture	74	\$34,951	146	\$209,896	89	\$137,901	1,316	\$5,313,848
Arts and Sciences	2,113	\$4,031,840	3,805	\$6,939,203	3,204	\$5,880,056	16,381	\$26,555,640
Broadcast Services	771	\$1,357,731	1,371	\$1,624,794	1,338	\$1,482,891	3,307	\$8,323,416
Business School	840	\$251,950	1,329	\$1,643,425	942	\$1,196,345	4,406	\$10,411,034
Dentistry	168	\$121,904	373	\$313,838	180	\$94,031	1,363	\$1,760,021
Education	510	\$1,252,787	599	\$1,303,218	240	\$769,891	1,895	\$2,916,481
Engineering	598	\$1,753,715	896	\$4,214,143	712	\$7,650,170	4,224	\$38,867,802
Evans Schl. of Pub. Affairs	57	\$813,728	108	\$1,045,786	130	\$839,961	630	\$5,997,460
Forest Resources	103	\$29,846	161	\$157,077	182	\$460,988	1,024	\$3,078,045
Graduate School	47	\$329,545	52	\$353,455	77	\$948,822	683	\$2,470,722
Information School	221	\$51,372	295	\$246,604	168	\$94,523	610	\$811,461
Intercollegiate Athletics	347	\$1,084,243	2,769	\$3,118,742	1,907	\$1,618,660	20,414	\$17,642,469
Law	76	\$206,995	173	\$346,360	210	\$724,544	1,987	\$36,175,919
Libraries	199	\$18,775	302	\$44,336	323	\$483,763	4,256	\$1,343,782
Nursing	225	\$3,459,686	308	\$3,936,100	256	\$930,147	1,814	\$2,856,427
Ocean and Fisheries	136	\$192,140	170	\$431,617	105	\$1,666,309	708	\$14,035,193
Pharmacy	131	\$218,721	199	\$417,986	169	\$249,209	1,219	\$1,896,947
President's Funds	289	\$30,381	401	\$55,414	365	\$120,367	1,812	\$711,430
Public Health	146	\$648,298	216	\$2,415,386	154	\$2,247,677	793	\$8,346,379
Scholar. & Student Progs.	456	\$78,624	556	\$146,528	699	\$831,549	3,203	\$8,712,482
Social Work	81	\$152,378	120	\$165,951	116	\$223,837	821	\$1,187,969
UW Alumni Association	1,251	\$61,785	5,987	\$258,330	4,222	\$208,440	21,560	\$1,117,494
University Press	51	\$18,250	84	\$44,083	183	\$117,075	417	\$512,227
University Support	173	\$41,092	718	\$669,324	343	\$1,498,999	2,803	\$8,933,954
UW Bothell	47	\$109,166	77	\$135,969	82	\$628,409	533	\$893,379
UW Tacoma	73	\$22,320	140	\$587,658	153	\$67,677	770	\$3,180,471
All UW Unique Total	10,850	\$32,076,852	23,076	\$59,901,930	18,667	\$49,564,408	97,876	\$323,005,417

Source: UW Office of Development

The number of donors and contribution totals for the major Development areas of the University are shown. Dollar values are based on donor values.

Job Number: 72379

September 2006

Development Area Summary - Gifts and Private Grants



DEVELOPMENT SUMMARY - GIFTS

AREA	CURRENT MONTH		YEAR TO DATE		PRIOR YEAR TO DATE		PRIOR FISCAL YEAR	
	Donors	Value	Donors	Value	Donors	Value	Donors	Value
UW Seattle								
UW Medicine	2,564	\$1,925,175	3,642	\$6,665,376	3,515	\$4,734,995	18,096	\$49,328,735
Architecture	74	\$34,951	146	\$209,896	87	\$128,751	1,313	\$3,114,700
Arts and Sciences	2,098	\$1,521,187	3,776	\$3,519,587	3,181	\$3,591,913	16,304	\$18,125,791
Broadcast Services	771	\$1,357,731	1,371	\$1,624,794	1,338	\$1,482,891	3,307	\$8,323,416
Business School	839	\$223,603	1,328	\$1,615,078	941	\$1,171,345	4,403	\$10,271,846
Dentistry	166	\$61,778	371	\$253,712	179	\$89,031	1,353	\$1,419,981
Education	506	\$437,114	594	\$474,851	239	\$509,891	1,888	\$1,790,300
Engineering	591	\$1,058,164	882	\$2,981,465	694	\$2,710,069	4,157	\$20,093,019
Evans Schl. of Pub. Affairs	49	\$40,814	98	\$70,564	122	\$55,363	615	\$780,802
Forest Resources	103	\$29,846	158	\$124,636	179	\$355,452	1,010	\$2,485,778
Graduate School	45	\$218,015	49	\$218,624	76	\$877,514	681	\$2,352,479
Information School	221	\$51,372	292	\$72,880	165	\$65,787	605	\$401,173
Intercollegiate Athletics	347	\$1,084,243	2,769	\$3,118,742	1,907	\$1,618,660	20,414	\$17,642,469
Law	76	\$206,995	173	\$346,360	209	\$703,846	1,985	\$36,124,321
Libraries	199	\$18,775	302	\$44,336	323	\$483,763	4,254	\$1,278,400
Nursing	225	\$3,459,686	305	\$3,835,561	246	\$674,109	1,795	\$1,638,532
Ocean and Fisheries	133	\$43,915	165	\$93,287	97	\$1,442,181	676	\$7,379,889
Pharmacy	128	\$28,962	195	\$183,032	167	\$144,536	1,214	\$1,650,696
President's Funds	289	\$30,381	401	\$55,414	365	\$120,367	1,812	\$711,430
Public Health	143	\$86,589	207	\$165,295	139	\$465,988	744	\$891,850
Scholar. & Student Progs.	456	\$78,624	556	\$146,528	698	\$831,049	3,201	\$8,473,021
Social Work	78	\$9,929	117	\$23,502	114	\$158,874	814	\$582,220
UW Alumni Association	1,251	\$61,785	5,987	\$258,330	4,222	\$208,440	21,560	\$1,117,494
University Press	51	\$18,250	84	\$44,083	183	\$117,075	417	\$512,227
University Support	173	\$41,092	717	\$614,324	341	\$1,419,364	2,796	\$7,884,789
UW Bothell	47	\$109,166	77	\$135,969	81	\$28,409	532	\$193,379
UW Tacoma	73	\$22,320	140	\$587,658	153	\$67,677	769	\$3,175,481
All UW Unique Total	10,763	\$12,260,474	22,900	\$27,483,897	18,471	\$24,257,352	97,391	\$207,744,231

Source: UW Office of Development

The number of donors and contribution totals (gifts only) for the major Development areas of the University are shown. Dollar values are based on donor values.

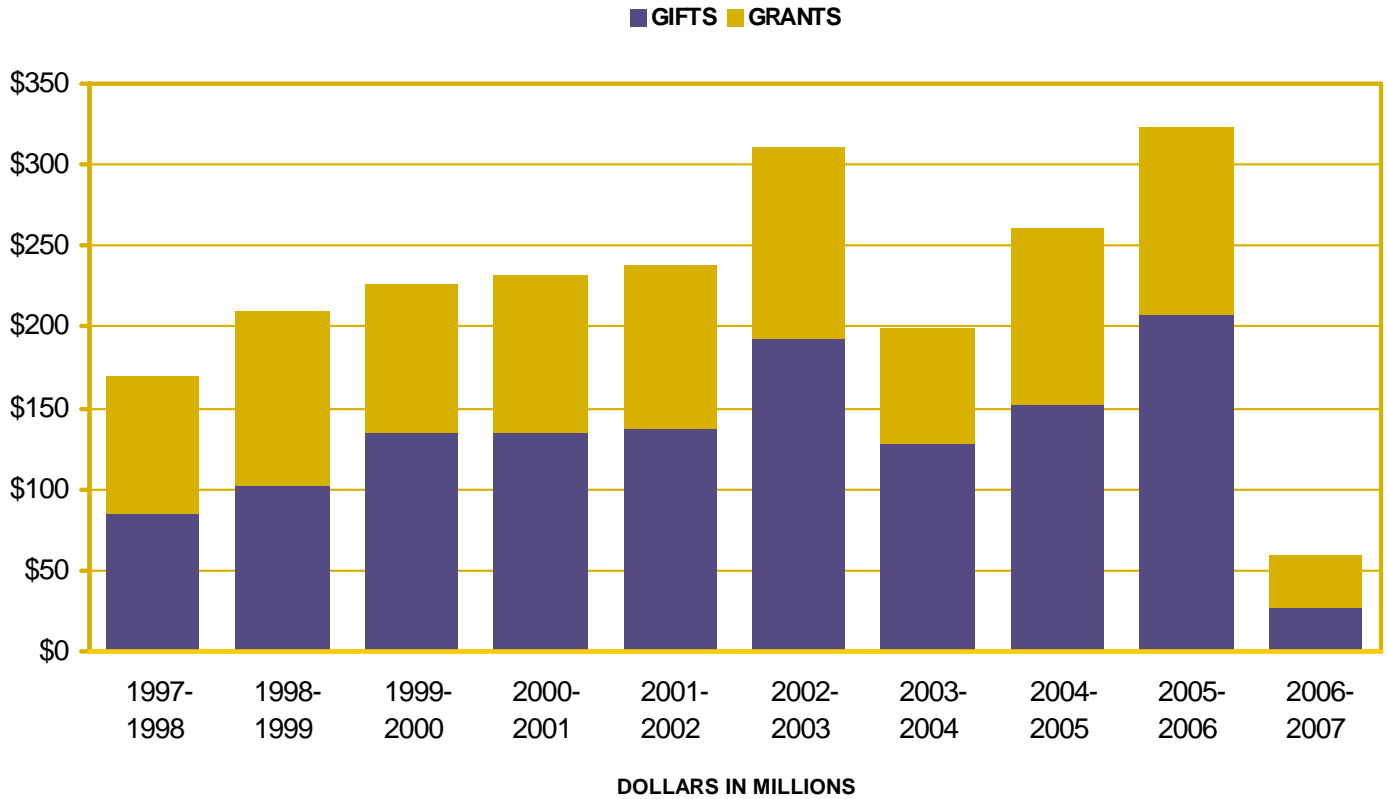
Job Number: 72379

September 2006

Development Area Summary - Gifts



COMPLETE FISCAL YEAR COMPARISON OF TOTAL CONTRIBUTIONS RECEIVED



FISCAL YEAR	GIFTS	GRANTS	TOTAL CONTRIBUTIONS
2006- 2007	\$27,483,897	\$32,418,033	\$59,901,930
2005- 2006	\$207,744,231	\$115,261,186	\$323,005,417
2004- 2005	\$151,969,925	\$108,802,371	\$260,772,296
2003- 2004	\$128,174,367	\$71,603,323	\$199,777,690
2002- 2003	\$192,573,183	\$118,677,722	\$311,250,905
2001- 2002	\$137,959,340	\$100,820,547	\$238,779,887
2000- 2001	\$134,805,190	\$97,112,979	\$231,918,169
1999- 2000	\$134,037,997	\$91,536,165	\$225,574,162
1998- 1999	\$102,925,077	\$107,619,586	\$210,544,663
1997- 1998	\$84,718,016	\$85,276,615	\$169,994,631

Source: UW Office of Development

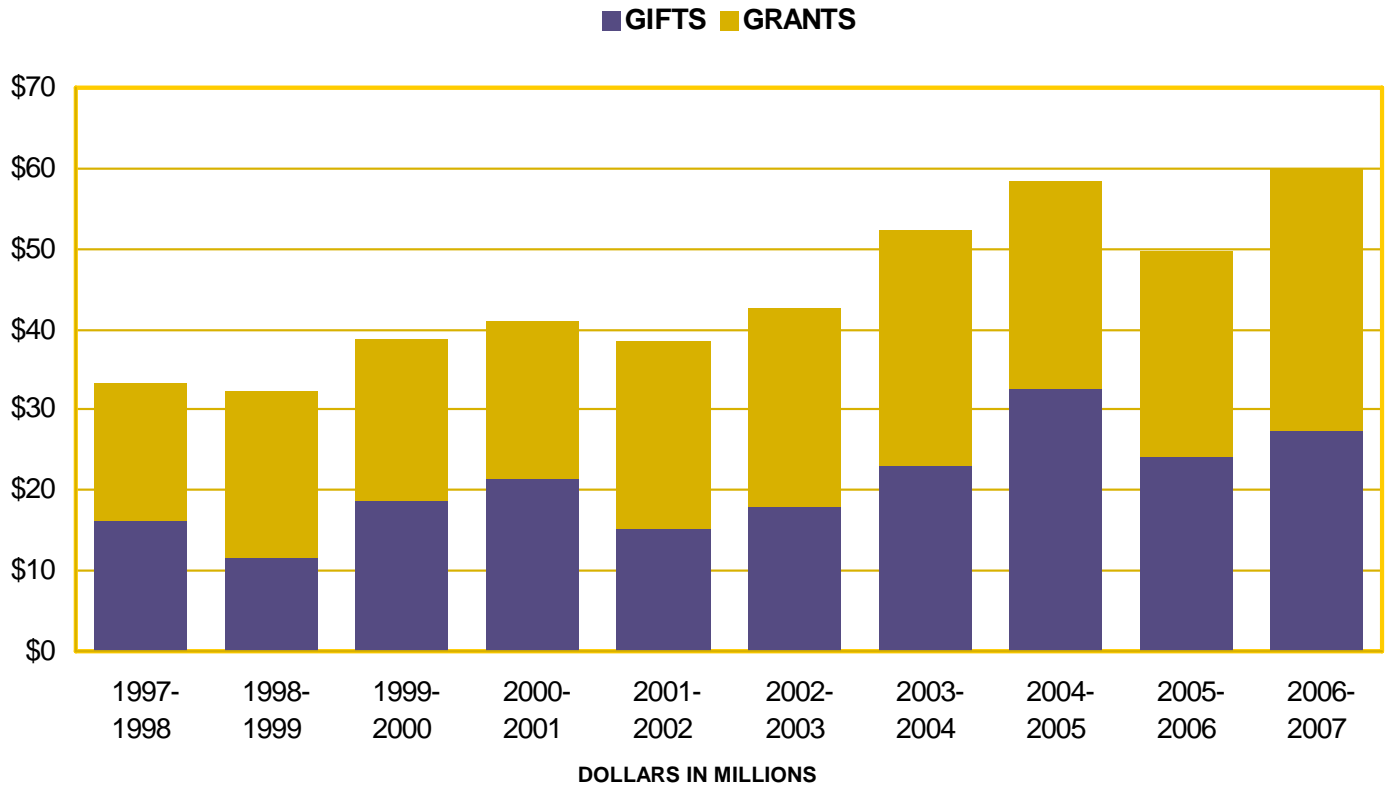
This graph compares the current fiscal year's contribution totals to each of the previous nine fiscal year's contribution totals.

Job Number: 72379
 September 2006

Fiscal Year Totals Graph



YEAR TO DATE CONTRIBUTION TOTALS



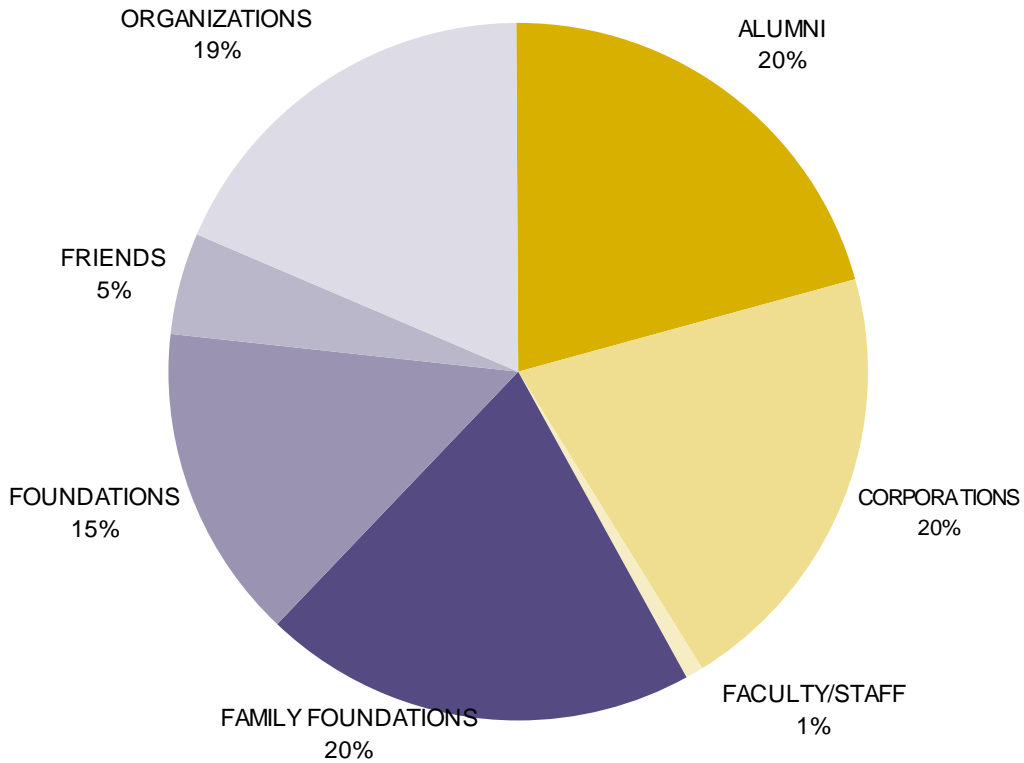
FISCAL YEAR	GIFTS	GRANTS	TOTAL CONTRIBUTIONS
2006- 2007	\$27,483,897	\$32,418,033	\$59,901,930
2005- 2006	\$24,257,352	\$25,307,056	\$49,564,408
2004- 2005	\$32,475,755	\$25,933,731	\$58,409,486
2003- 2004	\$23,128,776	\$29,149,098	\$52,277,874
2002- 2003	\$17,877,664	\$24,671,474	\$42,549,138
2001- 2002	\$15,196,328	\$23,250,028	\$38,446,357
2000- 2001	\$21,349,307	\$19,740,955	\$41,090,262
1999- 2000	\$18,660,932	\$20,029,863	\$38,690,795
1998- 1999	\$11,577,918	\$20,580,416	\$32,158,334
1997- 1998	\$16,329,804	\$17,014,187	\$33,343,991

Source: UW Office of Development

This graph compares the current fiscal year's contribution totals to each of the previous nine fiscal year's contribution totals.



DEVELOPMENT ACTIVITY BY DONOR TYPE IN CURRENT FISCAL YEAR



DONOR TYPE	YEAR TO DATE		PRIOR YEAR TO DATE		PRIOR FISCAL YEAR	
	Donors	Value	Donors	Value	Donors	Value
Alumni	12,963	\$12,492,870	10,221	\$7,011,063	51,440	\$59,214,863
Corporations	657	\$12,129,477	757	\$13,820,124	3,523	\$62,670,936
Faculty/Staff	1,675	\$496,567	1,556	\$430,502	3,701	\$2,957,964
Family Foundations	32	\$11,910,802	54	\$4,967,019	173	\$82,336,824
Foundations	127	\$8,887,873	173	\$11,385,562	444	\$48,525,785
Friends	7,490	\$2,809,834	5,816	\$3,002,491	38,220	\$27,738,180
Organizations	151	\$11,174,506	139	\$8,947,648	558	\$39,560,865

Source: UW Office of Development

This graph shows the sources of contributions for the current year to date. Dollar values are based on donor value.

Job Number: 72379
 September 2006

Development Activity by Donor Type in Current Fiscal Year Chart



ALUMNI PARTICIPATION BY CONSTITUENCY

AREA	CURRENT FISCAL YEAR TO DATE			PREVIOUS FISCAL YEAR TO DATE			
	Solicitible	Donors	Partic. Rate	Solicitible	Donors	Partic. Rate	Final %
UW Seattle							
UW Medicine	16,867	692	4.1%	16,049	600	3.7%	20.4%
Architecture	7,709	267	3.5%	7,393	196	2.7%	18.7%
Arts and Sciences	138,301	5,825	4.2%	126,129	4,532	3.6%	15.6%
Business School	36,594	2,298	6.3%	34,923	1,738	5.0%	20.2%
Dentistry	4,525	304	6.7%	4,388	226	5.2%	27.4%
Education	19,116	842	4.4%	18,434	759	4.1%	19.2%
Engineering	31,945	1,229	3.8%	30,120	938	3.1%	15.7%
Evans School of Public Affairs	2,119	141	6.7%	1,964	108	5.5%	25.4%
Forest Resources	4,603	156	3.4%	4,446	135	3.0%	16.5%
Interdisc. Grad. Programs	1,463	77	5.3%	1,296	57	4.4%	17.3%
Interdisc. Undergrad. Programs	170	16	9.4%	119	2	1.7%	10.9%
Interschool Programs	353	15	4.2%	286	12	4.2%	14.7%
Information School	4,202	346	8.2%	3,976	260	6.5%	22.4%
Law	7,593	292	3.8%	7,320	309	4.2%	24.1%
School of Nursing	8,469	476	5.6%	8,181	397	4.9%	23.0%
Ocean & Fisheries	3,866	138	3.6%	3,642	102	2.8%	18.6%
Pharmacy	3,364	198	5.9%	3,255	166	5.1%	29.1%
Public Health	4,104	208	5.1%	3,766	150	4.0%	20.5%
Social Work	6,232	262	4.2%	5,804	218	3.8%	16.8%
UW Bothell	5,245	171	3.3%	4,324	133	3.1%	13.5%
UW Tacoma	5,850	177	3.0%	4,892	129	2.6%	11.8%
Unspecified	11,278	520	4.6%	11,097	493	4.4%	20.6%
All UW Total	297,648	12,963	4.4%	276,793	10,221	3.7%	18.6%

Source: UW Office of Development

Job Number: 72379
September 2006

Alumni Participation

