

VII. STANDING COMMITTEES

B. Finance, Audit and Facilities Committee

**UW**

---

**Report of Contributions**

University of Washington  
University of Washington Foundation

March 2006

---

NOTES AS OF MARCH 31, 2006

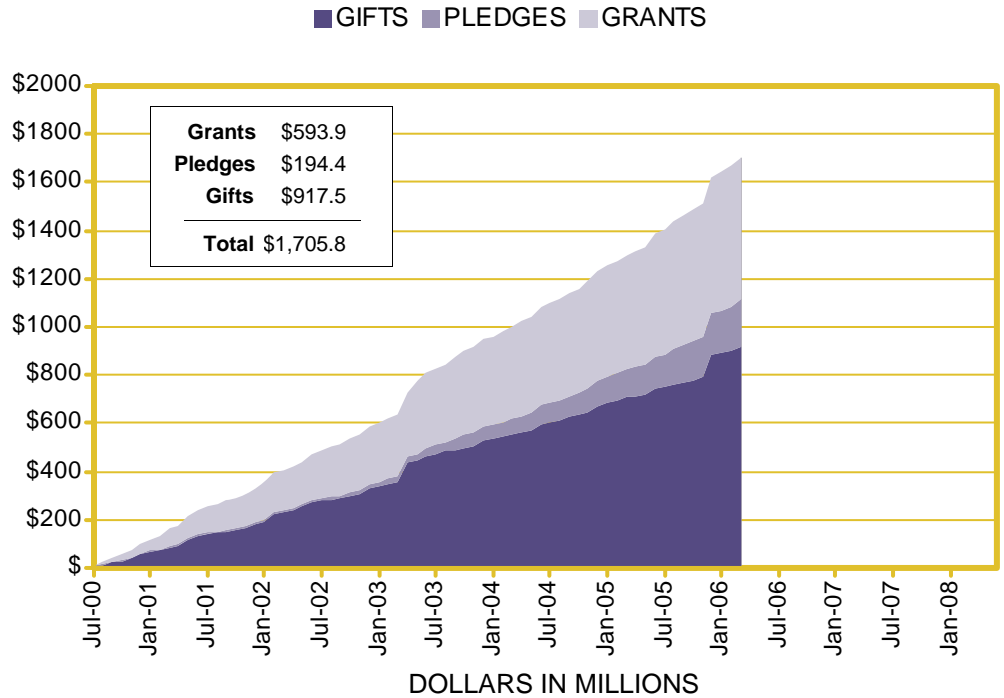
**DATA POINTS**

\$1,705,765,493 has been raised toward our campaign goal of \$2 billion.

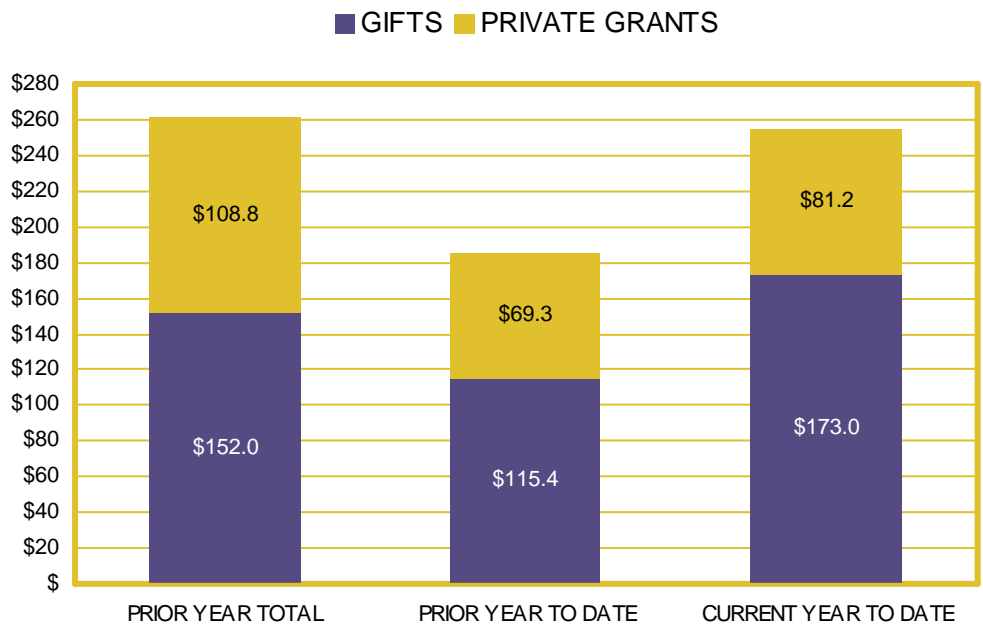
The UW received \$22.8 million in total private voluntary support (\$15.2 million in gifts and \$7.6 in grants) in March.

Areas including Architecture, Dentistry, Engineering, Forest Resources, Intercollegiate Athletics, Law, Libraries, Nursing, Ocean and Fisheries, Scholar. & Student Progs., Social Work, University Press, UW Alumni Association, UW Bothell, UW Medicine and UW Tacoma are ahead of last year's year-to-date totals.

**FUNDRAISING PROGRESS SINCE JULY 1, 2000**



**CURRENT GIFT AND PRIVATE GRANT TOTALS**



## MARCH 2006 GIFTS AND IMPACT

Selected gifts representing private support for one of the University of Washington's key fundraising priorities -- student, faculty, program and facility support.

### **Anonymous — \$38,610 to the Graduate School**

- This gift to create an endowed fellowship will provide support to graduate students of Native American descent studying the humanities or social sciences, with an emphasis on history.
- The newly-created endowment was recently invested with \$210,000 (\$110,000 from the donors and \$100,000 in matching funds from the University's Matching Gift Initiative, the Graduate School and the College of Arts and Sciences.) Funds will be available to help recruit students for the 2007 academic year.
- Graduate students are critical participants in the UW's missions of research and education. They work side by side with faculty, and their quality enhances the UW's ability to attract outstanding faculty and to produce high quality research. Fellowships are key to attracting the best students to graduate school, which typically does not provide as many tuition-assistance options as undergraduate programs.

### **William M. Baker— \$15,000 to the College of Arts and Sciences**

- This gift supports the work of Don Brownlee, the principal investigator for the STARDUST mission. STARDUST, which recently returned to Earth, was the first attempt to retrieve samples of interstellar dust preserved in a comet.
- The seven-year Stardust mission's unmanned, 500-pound spacecraft was launched in February 1999. Researchers, led by Brownlee, are now reviewing material that will provide information about the early formation of planets and stars.
- Mr. Baker made this gift as a way to thank Professor Brownlee for his dedication to the UW Astronomy Department, the UW in general and for his contributions to the field of Astronomy.
- Prof. Brownlee first envisioned this type of comet mission 25 years ago. Brownlee is also involved in a number of other missions and proposals, including the Kepler Mission, a search for habitable planets.





# REPORT OF CONTRIBUTIONS

March 2006

---

---

## **CAMPAIGN UW: CREATING FUTURES**

Report prepared by: Office of Development and Alumni Relations  
Advancement Services, Information Management

4/12/2006 01:17 PM

## TABLE OF CONTENTS

Campaign Progress to Date*	1
Campaign Progress by Giving Level*	2
Campaign Progress Pyramid*	3
Campaign Progress by Constituency*	4
Campaign Theme Progress*	5
Development Area Summary - Total Private Voluntary Support	6
Development Area Summary - Gifts and Private Grants	7
Development Area Summary - Gifts	8
Complete Fiscal Year Comparison	9
Year to Date Contribution Totals	10
Development Activity by Donor Type	11
Alumni Participation by Constituency	12

\*All Campaign totals represented are from July 1, 2000 through the end of the preceding calendar month. Please note that grant revenue totals in Campaign Reports may contain clinical trials. Fundraising totals from all affiliated non-profit organizations are also included in UW Campaign totals.

The UW Campaign Executive Committee developed the counting policy for Campaign reports, based on Council for Advancement and Support of Education (CASE) campaign counting standards.

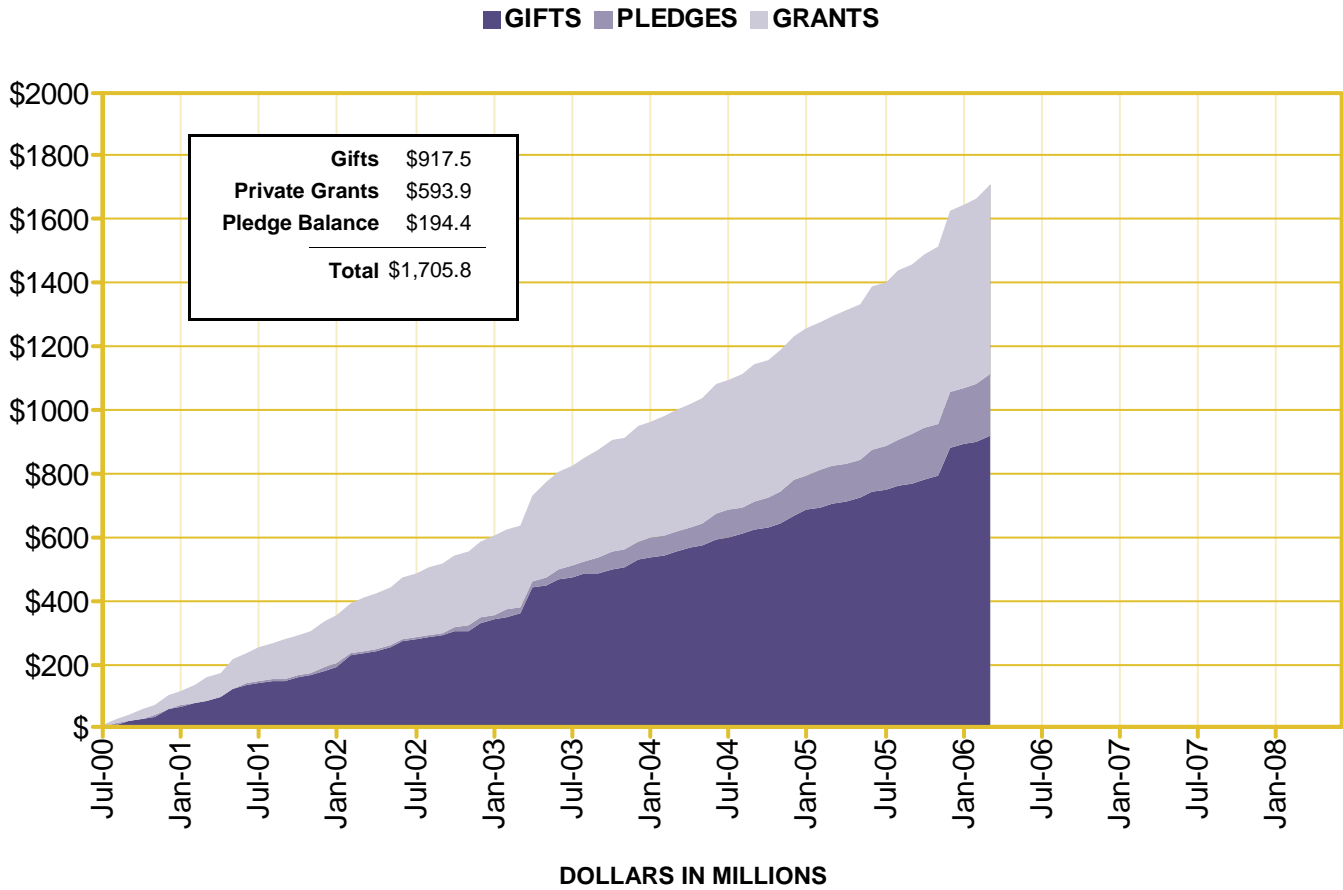
Annual reporting is July 1, 2005 through the end of the preceding calendar month.

Job Number: 70122  
March 2006

Table of Contents



CAMPAIGN PROGRESS SINCE JULY 1, 2000



Source: UW Office of Development

Summarizes Total Private Voluntary Support since July 1, 2000. Testamentary Commitments included in Pledge Balance total. All dollar totals in millions.

Job Number: 70122  
 March 2006

Fundraising Progress Since July 1, 2000



## CAMPAIGN PROGRESS BY GIVING LEVEL

<b>DOLLARS RAISED</b>							
<b>Gifts, Pledges &amp; Grants</b>							
Giving Level *	Alumni	Non Alumni	Family Fndns.	Corporations	Foundations	Other Orgs.	Total
\$100M+	\$0	\$32,720	\$198,652,694	\$0	\$0	\$0	\$198,685,414
\$50M - \$99,999,999	\$0	\$0	\$0	\$0	\$0	\$0	\$0
\$10M - \$49,999,999	\$42,516,205	\$58,638,243	\$20,527,500	\$52,571,122	\$91,496,870	\$11,391,706	\$277,141,646
\$5M - \$9,999,999	\$23,124,854	\$5,111,250	\$965,000	\$53,326,727	\$30,715,054	\$66,299,893	\$179,542,777
\$1M - \$4,999,999	\$94,985,328	\$51,760,971	\$25,500,492	\$111,204,778	\$105,331,276	\$71,986,485	\$460,769,329
\$100,000 - \$999,999	\$84,098,681	\$65,619,486	\$22,050,085	\$108,991,636	\$55,409,146	\$50,641,189	\$386,810,224
\$25,000 - \$99,999	\$22,295,584	\$17,077,375	\$2,947,511	\$27,264,818	\$6,975,880	\$9,095,819	\$85,656,987
\$10,000 - \$24,999	\$15,115,259	\$11,198,856	\$892,880	\$8,871,139	\$1,351,291	\$2,165,376	\$39,594,801
\$5,000 - \$9,999	\$10,763,524	\$8,267,516	\$263,743	\$4,631,008	\$564,338	\$640,953	\$25,131,082
\$2,000 - \$4,999	\$9,014,911	\$7,278,616	\$79,958	\$3,106,560	\$263,606	\$437,943	\$20,181,594
\$1,000 - \$1,999	\$4,890,317	\$3,900,319	\$23,676	\$1,317,351	\$71,351	\$196,016	\$10,399,030
\$500 - \$999	\$4,545,514	\$3,388,382	\$4,460	\$648,558	\$27,940	\$84,449	\$8,699,303
\$250 - \$499	\$3,147,795	\$2,162,674	\$900	\$282,284	\$8,632	\$40,496	\$5,642,781
\$100 - \$249	\$2,809,148	\$1,893,635	\$2,365	\$261,460	\$8,192	\$29,123	\$5,003,923
\$1 - \$99	\$1,323,223	\$1,105,208	\$189	\$67,485	\$1,088	\$9,410	\$2,506,602
<b>Total</b>	<b>\$318,630,341</b>	<b>\$237,435,250</b>	<b>\$271,911,453</b>	<b>\$372,544,927</b>	<b>\$292,224,666</b>	<b>\$213,018,856</b>	<b>\$1,705,765,493</b>
<b>DONOR COUNTS</b>							
Giving Level	Alumni	Non Alumni	Family Fndns.	Corporations	Foundations	Other Orgs.	Total
\$100M+	0	2	1	0	0	0	3
\$50M - \$99,999,999	0	0	0	0	0	0	0
\$10M - \$49,999,999	9	7	2	4	6	1	29
\$5M - \$9,999,999	6	6	1	8	5	9	35
\$1M - \$4,999,999	85	79	13	54	44	40	315
\$100,000 - \$999,999	478	520	70	413	169	170	1,820
\$25,000 - \$99,999	895	868	65	602	144	183	2,757
\$10,000 - \$24,999	1,830	1,704	59	660	94	146	4,493
\$5,000 - \$9,999	2,765	2,487	46	774	93	102	6,267
\$2,000 - \$4,999	4,783	4,841	28	1,184	90	155	11,081
\$1,000 - \$1,999	5,656	5,631	21	1,189	61	169	12,727
\$500 - \$999	9,559	8,820	10	1,191	46	144	19,770
\$250 - \$499	11,761	9,854	3	983	28	131	22,760
\$100 - \$249	22,476	18,823	16	2,039	58	229	43,641
\$1 - \$99	36,367	37,221	4	1,737	23	272	75,624
<b>Total</b>	<b>96,670</b>	<b>90,863</b>	<b>339</b>	<b>10,838</b>	<b>861</b>	<b>1,751</b>	<b>201,322</b>


Source: UW Office of Development & Alumni Relations

This report shows the count of distinct donors and campaign total by giving level and donor type since July 1, 2000.

\*"Giving Level" is determined by summing all gift record types (including grants)



CAMPAIGN PROGRESS BY PYRAMID, SINCE JULY 1, 2000



201,322 Donor Count

Campaign Total: \$1,705,765,493

\*Campaign Working Goal: \$2,000,000,000

Percent Complete: 85.3%

Source: UW Office of Development

The counts of distinct donors and fundraising totals by giving level are shown.

\*Unit campaign goals are still being finalized.

Pyramid Levels are determined by summing all gift record types (including grants)





## CAMPAIGN PROGRESS BY CONSTITUENCY

	GIFTS	Irrevocable Deferred Gifts		PLEDGES	Testamentary Commitments		GRANTS	Campaign - Private Voluntary Support		
		Donor Value	Discount Value		Donor Value	Discount Value		TOTAL	Working Goal	% of Goal
UW Medicine	\$262,158,983	\$11,148,133	\$5,932,972	\$20,157,204	\$21,232,853	\$6,835,823	\$294,137,645	\$608,834,819	\$1,000,000,000	60.9%
Architecture	\$6,785,856	\$2,244,117	\$658,000	\$1,721,475	\$2,000,000	\$1,142,468	\$3,701,923	\$16,453,371	\$19,000,000	86.6%
Arts and Sciences	\$88,260,952	\$6,455,037	\$3,955,411	\$8,757,253	\$34,584,000	\$21,521,551	\$61,508,899	\$199,566,141	\$240,000,000	83.2%
Broadcast Services	\$38,698,985	\$0	\$0	\$14,438	\$0	\$0	\$0	\$38,713,423	N/A	N/A
Business School	\$51,452,461	\$906,563	\$643,347	\$26,051,140	\$3,575,271	\$2,314,198	\$225,800	\$82,211,235	\$135,000,000	60.9%
Dentistry	\$6,722,951	\$246,992	\$110,376	\$989,115	\$775,000	\$431,459	\$3,648,263	\$12,382,321	\$15,000,000	82.5%
Education	\$9,170,561	\$28,552	\$10,686	\$3,420,514	\$0	\$0	\$12,274,803	\$24,894,430	\$23,000,000	108.2%
Engineering	\$119,220,316	\$1,940,961	\$1,083,352	\$6,942,477	\$5,350,011	\$2,450,563	\$65,495,381	\$198,949,145	\$250,000,000	79.6%
Evans Schl. of Pub. Affairs	\$9,251,231	\$57,994	\$69,964	\$428,780	\$500,000	\$265,793	\$35,672,836	\$45,910,842	\$40,000,000	114.8%
Forest Resources	\$8,078,704	\$646,572	\$516,844	\$582,700	\$2,500,000	\$1,266,903	\$3,325,459	\$15,133,435	\$17,700,000	85.5%
Friday Harbor Labs	\$5,805,110	\$153,242	\$78,775	\$357,766	\$3,305,000	\$2,258,599	\$775,938	\$10,397,056	\$12,000,000	86.6%
Information School	\$2,621,130	\$0	\$0	\$153,972	\$100,000	\$64,666	\$875,683	\$3,750,785	\$5,000,000	75.0%
Intercollegiate Athletics	\$84,781,187	\$246,570	\$166,700	\$5,145,820	\$25,000	\$10,388	\$0	\$90,198,578	\$110,000,000	82.0%
Law	\$58,259,977	\$2,026	\$2,026	\$1,121,186	\$0	\$0	\$958,642	\$60,341,832	\$70,000,000	86.2%
Libraries	\$5,286,175	\$442,146	\$351,456	\$96,257	\$772,000	\$379,527	\$475,708	\$7,072,286	\$9,000,000	78.6%
Nursing	\$8,242,316	\$285,000	\$210,008	\$944,425	\$2,825,000	\$1,454,415	\$7,383,610	\$19,680,352	\$24,000,000	82.0%
Ocean and Fisheries	\$11,747,917	\$5,812,500	\$2,679,448	\$84,762	\$0	\$0	\$22,622,097	\$40,267,276	\$34,000,000	118.4%
Pharmacy	\$8,058,519	\$0	\$0	\$481,469	\$0	\$0	\$4,241,624	\$12,781,611	\$10,260,000	124.6%
President's Funds	\$5,279,501	\$738,472	\$543,577	\$434,729	\$2,750,000	\$1,353,977	\$0	\$9,202,703	N/A	N/A
Public Health	\$13,313,877	\$50,259	\$33,185	\$798,465	\$0	\$0	\$57,823,258	\$71,985,859	\$90,000,000	80.0%
Scholar. & Student Progs.	\$26,901,297	\$654,684	\$334,149	\$2,028,026	\$1,000,000	\$530,038	\$691,327	\$31,275,333	\$40,000,000	78.2%
Social Work	\$1,968,548	\$290,566	\$158,012	\$63,195	\$0	\$0	\$5,230,271	\$7,552,580	\$10,000,000	75.5%
University Press	\$1,714,329	\$83,788	\$62,116	\$38,822	\$1,300,000	\$1,421,362	\$0	\$3,136,939	\$3,000,000	104.6%
University Support	\$30,445,834	\$1,510,063	\$757,793	\$8,062,150	\$11,300,000	\$4,855,765	\$11,968,949	\$63,286,995	N/A	N/A
UW Bothell	\$2,094,333	\$0	\$0	\$213,691	\$0	\$0	\$750,500	\$3,058,524	\$5,700,000	53.7%
UW Tacoma	\$17,052,027	\$195,000	\$173,651	\$8,480,906	\$2,925,000	\$1,657,696	\$74,690	\$28,727,623	\$30,000,000	95.8%
<b>All UW Total</b>	<b>\$883,373,079</b>	<b>\$34,139,236</b>	<b>\$18,531,848</b>	<b>\$97,570,736</b>	<b>\$96,819,135</b>	<b>\$50,215,191</b>	<b>\$593,863,307</b>	<b>\$1,705,765,493</b>	<b>\$2,000,000,000</b>	<b>85.3%</b>

Source: UW Office of Development

Fundraising progress toward campaign working goals by constituency area (school/college/program). Campaign total is the sum of gifts, grants, active pledges and donor values of irrevocable deferred gifts and testamentary commitments. "N/A" is not applicable. 1 - "Pledges" are those in active status only. 2 - "Grants" are private grants only. 3 - Unit campaign working goals are still being finalized.

Job Number: 70122

March 2006

Campaign Progress by Constituency - Since July 2000



**CAMPAIGN FUNDING THEME PROGRESS - JULY 2000 - PRESENT**

THEME	CURRENT USE	ENDOWMENT	TOTAL
Student Support	\$78,870,823	\$142,872,800	\$221,743,623
Faculty Support	\$77,669,159	\$108,394,042	\$186,063,201
Program Support for Faculty and Students	\$748,994,010	\$112,311,405	\$861,305,415
Capital	\$258,963,247	\$1,778,269	\$260,741,516
Unrestricted	\$146,339,580	\$29,572,158	\$175,911,738
<b>Total</b>	<b>\$1,310,836,820</b>	<b>\$394,928,673</b>	<b>\$1,705,765,493</b>
Goal	\$1,600,000,000	\$400,000,000	\$2,000,000,000
% to Goal	81.9%	98.7%	85.3%

Source: UW Office of Development

This report shows contribution totals by campaign theme/priority since July 1, 2000.

Job Number: 70122

March 2006

Campaign Theme Progress



DEVELOPMENT SUMMARY - TOTAL PRIVATE VOLUNTARY SUPPORT

AREA	YEAR TO DATE DONOR VALUES		
	GIFTS	PRIVATE GRANTS	TOTAL
UW Seattle			
UW Medicine	\$43,515,987	\$36,472,687	\$79,988,675
Architecture	\$2,881,874	\$2,179,148	\$5,061,022
Arts and Sciences	\$13,180,334	\$6,172,713	\$19,353,047
Broadcast Services	\$5,463,706		\$5,463,706
Business School	\$7,990,748	\$25,000	\$8,015,748
Dentistry	\$1,234,300	\$142,004	\$1,376,304
Education	\$1,402,442	\$620,544	\$2,022,986
Engineering	\$15,723,606	\$13,549,545	\$29,273,151
Evans Schl. of Pub. Affairs	\$602,338	\$4,516,931	\$5,119,269
Forest Resources	\$2,035,064	\$523,441	\$2,558,505
Graduate School	\$1,996,485	\$109,794	\$2,106,279
Information School	\$268,454	\$38,736	\$307,190
Intercollegiate Athletics	\$11,754,350		\$11,754,350
Law	\$35,647,839	\$20,698	\$35,668,537
Libraries	\$1,105,427	\$65,382	\$1,170,809
Nursing	\$1,397,461	\$778,485	\$2,175,946
Ocean and Fisheries	\$7,334,632	\$6,816,318	\$14,150,950
Pharmacy	\$1,403,853	\$232,370	\$1,636,223
President's Funds	\$632,055		\$632,055
Public Health	\$744,227	\$6,717,981	\$7,462,208
Scholar. & Student Progs.	\$6,447,120	\$66,456	\$6,513,576
Social Work	\$561,282	\$555,749	\$1,117,031
UW Alumni Association	\$712,773		\$712,773
University Press	\$290,539		\$290,539
University Support	\$6,750,844	\$927,832	\$7,678,676
UW Bothell	\$112,682	\$700,000	\$812,682
UW Tacoma	\$1,802,028	\$4,990	\$1,807,018
<b>All UW Total</b>	<b>\$172,992,463</b>	<b>\$81,236,806</b>	<b>\$254,229,269</b>

Source: UW Office of Development

Contribution totals for the major Development areas of the University are shown.

Job Number: 70122

March 2006

Development Area Summary - Total Private Voluntary Support



## DEVELOPMENT SUMMARY - GIFTS AND PRIVATE GRANTS

AREA	CURRENT MONTH		YEAR TO DATE		PRIOR YEAR TO DATE		PRIOR FISCAL YEAR	
	Donors	Value	Donors	Value	Donors	Value	Donors	Value
UW Seattle								
UW Medicine	2,400	\$6,967,289	14,237	\$79,988,675	14,911	\$63,739,451	18,807	\$89,363,526
Architecture	185	\$59,942	1,072	\$5,061,022	991	\$671,139	1,125	\$900,689
Arts and Sciences	1,585	\$1,500,376	13,231	\$19,353,047	12,971	\$20,380,258	15,435	\$25,765,062
Broadcast Services	645	\$856,969	2,604	\$5,463,706	2,381	\$5,834,983	3,217	\$8,301,726
Business School	317	\$475,845	3,590	\$8,015,748	3,486	\$9,580,661	4,296	\$12,344,544
Dentistry	109	\$100,251	1,087	\$1,376,304	1,072	\$1,143,205	1,270	\$1,418,395
Education	225	\$49,495	1,590	\$2,022,986	1,289	\$3,439,080	1,475	\$7,555,540
Engineering	295	\$1,490,835	3,528	\$29,273,151	3,112	\$21,567,930	4,024	\$31,841,841
Evans Schl. of Pub. Affairs	117	\$874,854	418	\$5,119,269	614	\$8,912,305	721	\$9,948,313
Forest Resources	129	\$244,588	875	\$2,558,505	900	\$1,240,222	1,023	\$2,002,612
Graduate School	160	\$200,332	675	\$2,106,279	488	\$2,436,442	535	\$4,065,408
Information School	52	\$44,567	523	\$307,190	495	\$344,135	569	\$400,100
Intercollegiate Athletics	1,059	\$1,155,130	11,091	\$11,754,350	11,236	\$10,904,695	23,274	\$15,865,980
Law	117	\$48,256	1,566	\$35,668,537	1,415	\$1,256,725	1,728	\$1,831,593
Libraries	1,579	\$202,494	3,386	\$1,170,809	3,503	\$837,868	4,105	\$1,030,319
Nursing	173	\$199,957	1,614	\$2,175,946	1,490	\$2,004,790	1,627	\$2,439,883
Ocean and Fisheries	87	\$5,679,115	630	\$14,150,950	583	\$7,045,787	679	\$9,870,610
Pharmacy	177	\$178,108	1,076	\$1,636,223	941	\$2,159,444	1,031	\$3,133,622
President's Funds	317	\$28,877	1,509	\$632,055	1,597	\$547,556	2,237	\$693,593
Public Health	149	\$358,903	630	\$7,462,208	556	\$7,555,622	639	\$10,248,558
Scholar. & Student Progs.	638	\$1,204,295	2,649	\$6,513,576	2,690	\$3,582,518	3,358	\$5,087,417
Social Work	85	\$142,187	719	\$1,117,031	604	\$967,349	788	\$1,456,040
UW Alumni Association	1,855	\$86,750	14,822	\$712,773	14,038	\$648,509	20,482	\$1,034,131
University Press	28	\$32,827	302	\$290,539	262	\$231,985	357	\$465,799
University Support	494	\$377,918	1,854	\$7,678,676	1,274	\$6,993,444	2,202	\$9,634,062
UW Bothell	113	\$29,739	361	\$812,682	328	\$244,617	520	\$286,256
UW Tacoma	158	\$218,663	539	\$1,807,018	422	\$421,067	650	\$3,786,663
<b>All UW Unique Total</b>	<b>12,482</b>	<b>\$22,808,573</b>	<b>72,395</b>	<b>\$254,229,269</b>	<b>70,733</b>	<b>\$184,691,801</b>	<b>95,227</b>	<b>\$260,772,296</b>

Source: UW Office of Development

The number of donors and contribution totals for the major Development areas of the University are shown. Dollar values are based on donor values.

Job Number: 70122

March 2006

Development Area Summary - Gifts and Private Grants



## DEVELOPMENT SUMMARY - GIFTS

AREA	CURRENT MONTH		YEAR TO DATE		PRIOR YEAR TO DATE		PRIOR FISCAL YEAR	
	Donors	Value	Donors	Value	Donors	Value	Donors	Value
UW Seattle								
UW Medicine	2,325	\$3,017,023	13,993	\$43,515,987	14,680	\$31,590,468	18,519	\$38,381,050
Architecture	185	\$59,942	1,069	\$2,881,874	990	\$388,773	1,123	\$518,323
Arts and Sciences	1,571	\$735,091	13,172	\$13,180,334	12,917	\$14,923,542	15,367	\$18,075,018
Broadcast Services	645	\$856,969	2,604	\$5,463,706	2,381	\$5,834,983	3,217	\$8,301,726
Business School	317	\$475,845	3,589	\$7,990,748	3,485	\$9,540,461	4,295	\$12,293,744
Dentistry	105	\$51,447	1,079	\$1,234,300	1,069	\$1,027,486	1,265	\$1,207,976
Education	225	\$49,495	1,585	\$1,402,442	1,285	\$1,433,283	1,468	\$1,809,231
Engineering	281	\$651,886	3,462	\$15,723,606	3,063	\$15,694,067	3,953	\$20,659,919
Evans Schl. of Pub. Affairs	110	\$7,956	404	\$602,338	593	\$428,225	699	\$544,233
Forest Resources	123	\$132,414	861	\$2,035,064	896	\$966,938	1,015	\$1,434,077
Graduate School	160	\$200,332	673	\$1,996,485	482	\$1,254,978	529	\$1,760,644
Information School	52	\$44,567	519	\$268,454	494	\$289,860	568	\$327,830
Intercollegiate Athletics	1,059	\$1,155,130	11,091	\$11,754,350	11,236	\$10,904,695	23,274	\$15,865,980
Law	117	\$48,256	1,565	\$35,647,839	1,413	\$1,231,725	1,725	\$1,686,596
Libraries	1,579	\$202,494	3,384	\$1,105,427	3,503	\$837,868	4,105	\$1,030,319
Nursing	171	\$37,235	1,600	\$1,397,461	1,481	\$1,378,017	1,616	\$1,569,608
Ocean and Fisheries	83	\$5,263,988	600	\$7,334,632	563	\$1,921,365	654	\$2,060,947
Pharmacy	176	\$154,885	1,072	\$1,403,853	936	\$1,606,880	1,024	\$2,155,260
President's Funds	317	\$28,877	1,509	\$632,055	1,597	\$547,556	2,237	\$693,593
Public Health	140	\$16,932	589	\$744,227	525	\$904,177	596	\$951,832
Scholar. & Student Progs.	638	\$1,204,295	2,647	\$6,447,120	2,690	\$3,582,518	3,357	\$4,964,114
Social Work	84	\$19,843	712	\$561,282	594	\$536,435	775	\$578,123
UW Alumni Association	1,855	\$86,750	14,822	\$712,773	14,038	\$648,509	20,482	\$1,034,131
University Press	28	\$32,827	302	\$290,539	262	\$231,985	357	\$465,799
University Support	494	\$377,918	1,850	\$6,750,844	1,272	\$6,988,701	2,199	\$9,529,319
UW Bothell	113	\$29,739	360	\$112,682	328	\$244,617	520	\$286,256
UW Tacoma	158	\$218,663	538	\$1,802,028	421	\$418,667	649	\$3,784,263
<b>All UW Unique Total</b>	<b>12,361</b>	<b>\$15,160,810</b>	<b>71,970</b>	<b>\$172,992,463</b>	<b>70,340</b>	<b>\$115,356,793</b>	<b>94,742</b>	<b>\$151,969,925</b>

Source: UW Office of Development

The number of donors and contribution totals (gifts only) for the major Development areas of the University are shown. Dollar values are based on donor values.

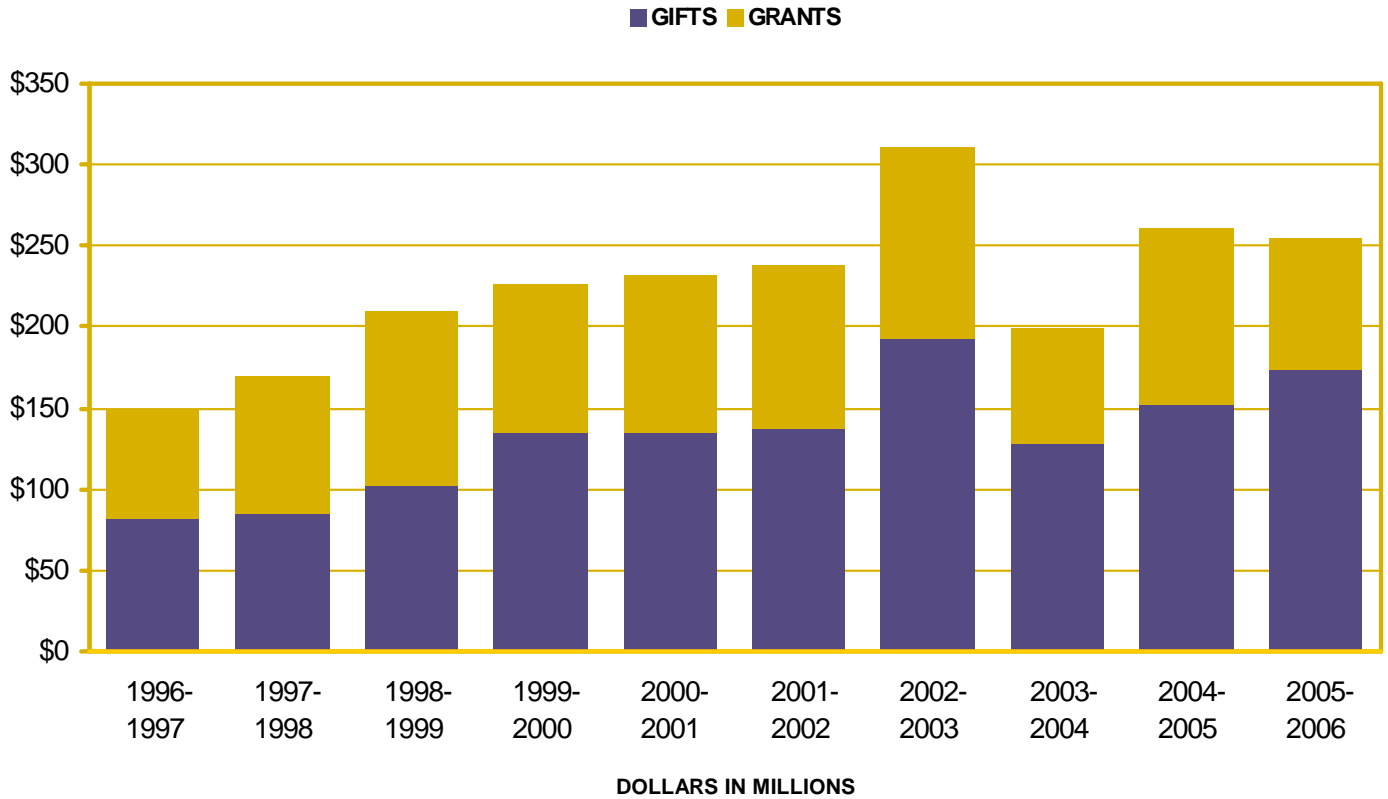
Job Number: 70122

March 2006

Development Area Summary - Gifts



COMPLETE FISCAL YEAR COMPARISON OF TOTAL CONTRIBUTIONS RECEIVED



FISCAL YEAR	GIFTS	GRANTS	TOTAL CONTRIBUTIONS
2005- 2006	\$172,992,463	\$81,236,806	\$254,229,269
2004- 2005	\$151,969,925	\$108,802,371	\$260,772,296
2003- 2004	\$128,174,367	\$71,603,323	\$199,777,690
2002- 2003	\$192,573,183	\$118,677,722	\$311,250,905
2001- 2002	\$137,959,340	\$100,820,547	\$238,779,887
2000- 2001	\$134,805,190	\$97,112,979	\$231,918,169
1999- 2000	\$134,037,997	\$91,536,165	\$225,574,162
1998- 1999	\$102,925,077	\$107,619,586	\$210,544,663
1997- 1998	\$84,718,016	\$85,276,615	\$169,994,631
1996- 1997	\$81,892,963	\$67,425,874	\$149,318,837

Source: UW Office of Development

This graph compares the current fiscal year's contribution totals to each of the previous nine fiscal year's contribution totals.

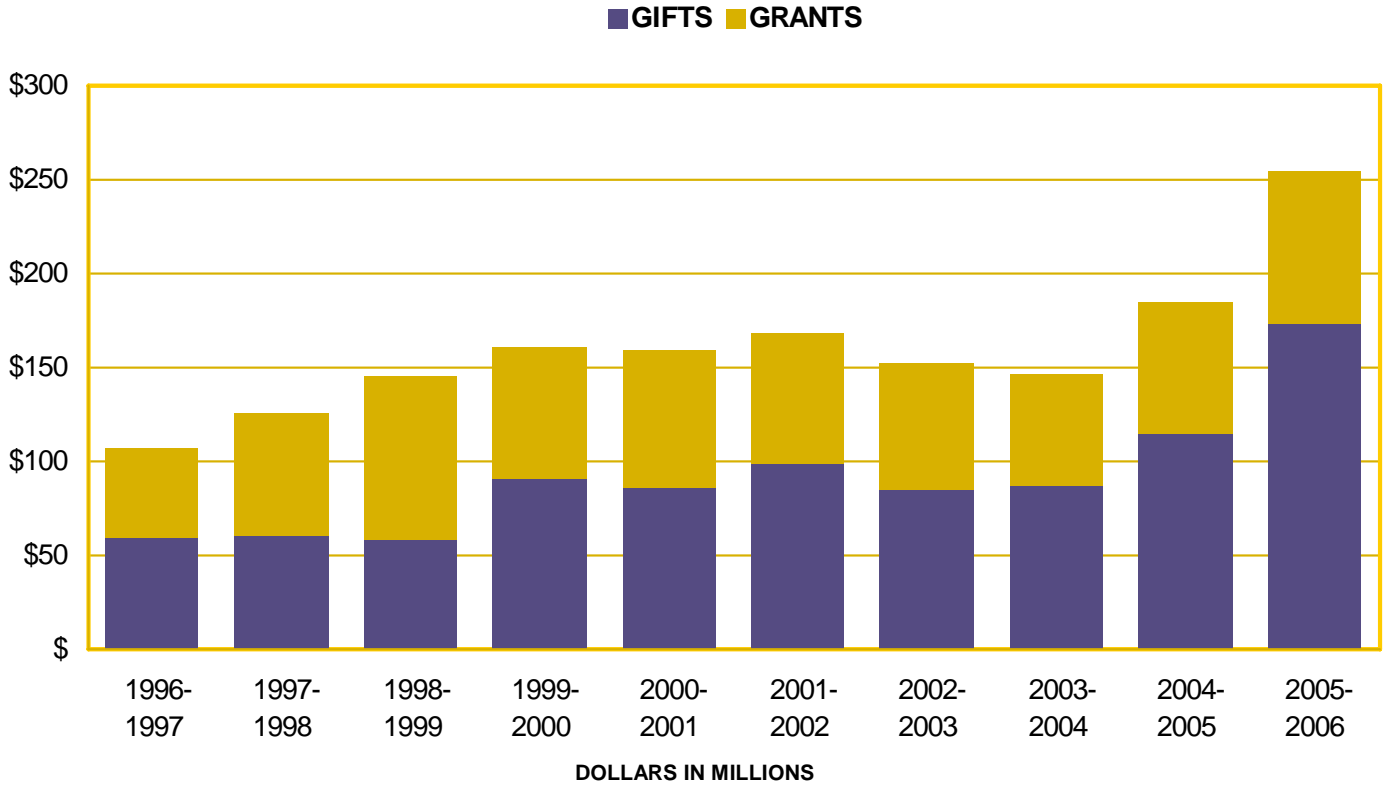
Job Number: 70122

March 2006

Fiscal Year Totals Graph



## YEAR TO DATE CONTRIBUTION TOTALS



FISCAL YEAR	GIFTS	GRANTS	TOTAL CONTRIBUTIONS
2005- 2006	\$172,992,463	\$81,236,806	\$254,229,269
2004- 2005	\$115,356,793	\$69,335,008	\$184,691,801
2003- 2004	\$86,890,630	\$59,858,287	\$146,748,917
2002- 2003	\$84,999,647	\$67,468,488	\$152,468,135
2001- 2002	\$99,211,901	\$69,607,925	\$168,819,827
2000- 2001	\$85,862,575	\$73,924,836	\$159,787,411
1999- 2000	\$90,582,099	\$70,243,285	\$160,825,384
1998- 1999	\$57,848,057	\$87,046,118	\$144,894,175
1997- 1998	\$60,825,564	\$64,895,838	\$125,721,402
1996- 1997	\$59,341,528	\$47,922,567	\$107,264,095

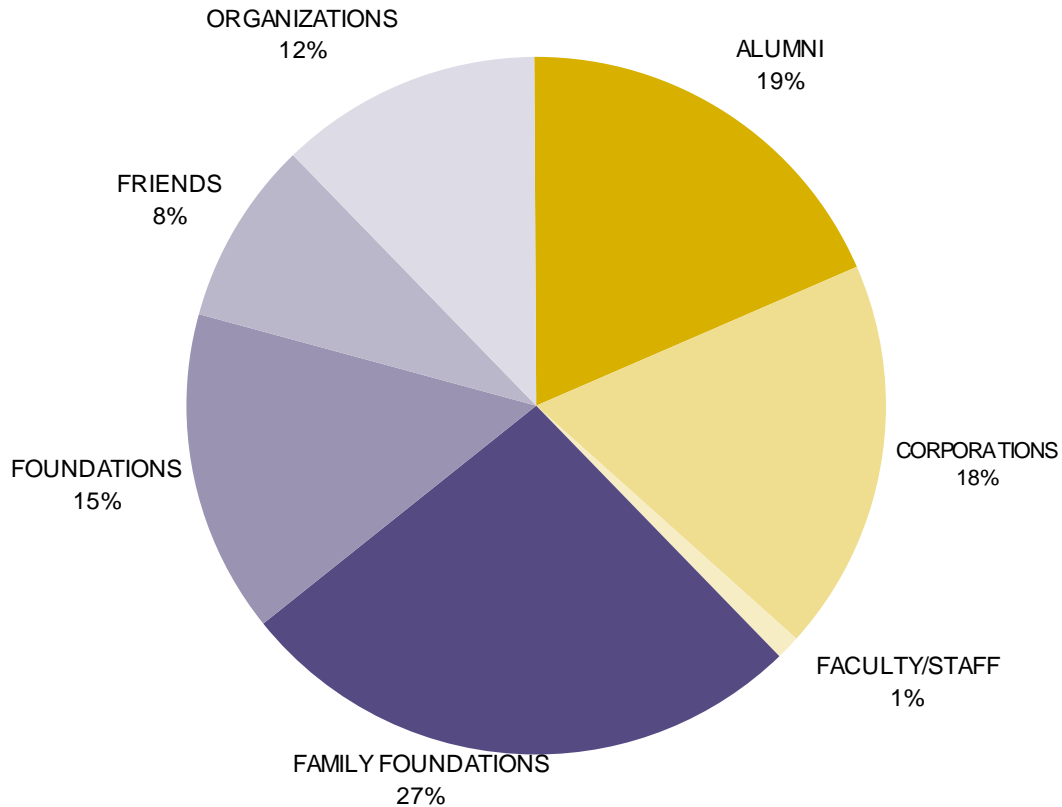
Source: UW Office of Development

This graph compares the current fiscal year's contribution totals to each of the previous nine fiscal year's contribution totals.





DEVELOPMENT ACTIVITY BY DONOR TYPE IN CURRENT FISCAL YEAR



DONOR TYPE	YEAR TO DATE		PRIOR YEAR TO DATE		PRIOR FISCAL YEAR	
	Donors	Value	Donors	Value	Donors	Value
Alumni	39,786	\$47,494,544	38,371	\$34,833,534	49,406	\$45,066,818
Corporations	2,694	\$46,038,013	2,741	\$41,723,485	3,775	\$61,273,024
Faculty/Staff	2,913	\$2,336,982	2,919	\$3,554,470	3,656	\$4,572,200
Family Foundations	155	\$67,445,498	154	\$13,436,272	176	\$20,706,692
Foundations	372	\$38,296,169	322	\$40,543,787	398	\$60,401,770
Friends	26,154	\$21,200,817	25,897	\$22,417,447	37,429	\$28,361,471
Organizations	443	\$31,417,246	415	\$28,182,805	553	\$40,390,320

Source: UW Office of Development

This graph shows the sources of contributions for the current year to date. Dollar values are based on donor value.

Job Number: 70122  
 March 2006

Development Activity by Donor Type in Current Fiscal Year Chart





## ALUMNI PARTICIPATION BY CONSTITUENCY

AREA	CURRENT FISCAL YEAR TO DATE			PREVIOUS FISCAL YEAR TO DATE			
	Solicitable	Donors	Partic. Rate	Solicitable	Donors	Partic. Rate	Final %
UW Seattle							
UW Medicine	16,049	2,712	16.9%	15,842	2,784	17.6%	21.5%
Architecture	7,393	1,152	15.6%	7,192	1,057	14.7%	18.5%
Arts and Sciences	126,129	16,383	13.0%	121,216	15,655	12.9%	16.7%
Business School	34,923	5,910	16.9%	34,015	5,785	17.0%	22.4%
Dentistry	4,388	1,029	23.5%	4,301	1,008	23.4%	29.0%
Education	18,434	2,990	16.2%	18,677	2,890	15.5%	20.0%
Engineering	30,120	3,931	13.1%	29,399	3,776	12.8%	17.0%
Evans School of Public Affairs	1,964	380	19.3%	1,872	368	19.7%	24.4%
Forest Resources	4,446	630	14.2%	4,382	636	14.5%	17.7%
Interdisc. Grad. Programs	1,296	182	14.0%	1,161	176	15.2%	20.3%
Interdisc. Undergrad. Programs	119	7	5.9%	67	6	9.0%	17.9%
Interschool Programs	286	33	11.5%	241	35	14.5%	17.4%
Information School	3,976	751	18.9%	3,786	725	19.1%	22.7%
Law	7,320	1,477	20.2%	7,070	1,398	19.8%	24.8%
School of Nursing	8,181	1,639	20.0%	7,976	1,647	20.6%	24.5%
Ocean & Fisheries	3,642	568	15.6%	3,560	541	15.2%	18.7%
Pharmacy	3,255	827	25.4%	3,147	780	24.8%	30.4%
Public Health	3,766	634	16.8%	3,139	590	18.8%	22.7%
Social Work	5,804	842	14.5%	5,707	771	13.5%	17.4%
UW Bothell	4,324	445	10.3%	3,580	371	10.4%	13.7%
UW Tacoma	4,892	404	8.3%	4,016	363	9.0%	13.2%
Unspecified	11,097	1,970	17.8%	11,614	2,103	18.1%	24.0%
<b>All UW Total</b>	<b>276,793</b>	<b>39,786</b>	<b>14.4%</b>	<b>267,179</b>	<b>38,370</b>	<b>14.4%</b>	<b>18.5%</b>

Source: UW Office of Development

Job Number: 70122  
March 2006

Alumni Participation

