

VII. STANDING COMMITTEES

B. Finance, Audit and Facilities Committee

Grant and Contract Awards – December, 2005

RECOMMENDED ACTION:

It is the recommendation of the administration and the Finance and Audit Committee that the Board of Regents accept the Grant and Contract Awards as presented on the attached list.

Attachment: Grant and Contract Awards Summary  
Report of Grant and Contract Awards of  
\$1,000,000 or More



---

---

# **Grant and Contract Awards Summary**

to

**The Board of Regents**

of the

**University of Washington**

for

**December 2005**

**Office of Research**

**Office of Sponsored Programs**

---

---

## Table of Contents

	Page
Award Highlights	2
Graphic Summary of Award Activity	3
Summary of Grant and Contract Awards	4
Comparison of Grant and Contract Awards by Agency	5
Comparison of Grant and Contract Awards by School/College	6
Listing of Awards for College of Arts and Sciences by Department	7
Summary of Grant Awards - Excluding Private Awards	8
Summary of Private Grant Awards	9
Summary of Contract Awards	10

## DECEMBER HIGHLIGHTS

---

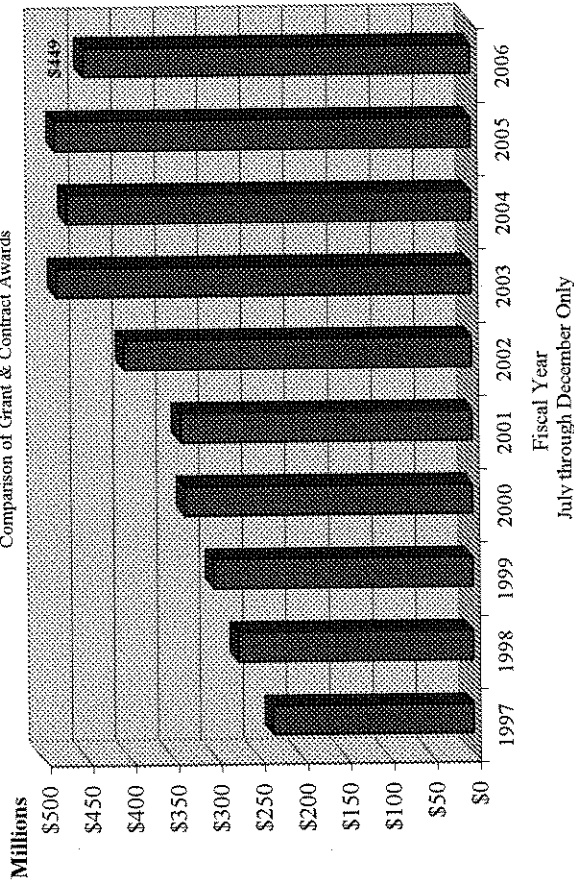
*The Washington State Department of Natural Resources* awarded a grant in the amount of \$800,000 for a project under the direction of *Professor Robert L. Edmunds of the College of Forest Resources* entitled “Future of Washington Forests And Forest Industries.” The purpose of this project is to conduct several studies in response to the State Legislature’s request for a report on the future of Washington’s forests. The investigators will examine the economic, recreational and environmental trends influencing forest land owners, the forest products industry and secondary manufacturing sectors in Washington State. The research efforts will provide analyses to the recommendations for policies and programs and provide assessments relating to the scope of work as promulgated by the Washington State Legislature.

*The Gordon and Betty Moore Foundation* awarded a grant in the amount of \$2,430,555 for a project under the direction of *Associate Professor Daniel E. Schindler of the School of Aquatic & Fishery Sciences* entitled “Synthetic Analysis of Long-Term Changes In Sockeye Salmon Abundance Across The North Pacific.” The development of a Pacific-wide conservation plan for salmon and management of sustainable fisheries for these species is hampered by a poor understanding of how salmon populations respond to climate change. The purpose of this study is to provide an historical account of how salmon populations have responded to climate change throughout the North Pacific Ocean during the last few centuries and determine whether the entire ecosystem is organized in discrete spatial domains that exhibit coherent responses to climate change. This knowledge will be directly applicable to developing an extensive pan-Pacific network of sites for conserving salmon across their entire range in the future.

*Nanyang Technological University* awarded a grant in the amount of \$1,570,866 for a project under the direction of *Professor Yongmin Kim of the Bioengineering Department* entitled “Singapore- University of Washington Research Alliance.” These funds provide for the forth year of a five year program between the University of Washington and Nanyang Technological University in Singapore. Bioengineering is the interface between the life sciences and engineering. Bioengineers are well-suited to provide the theoretical underpinnings of 21<sup>st</sup> century biology and medicine and effectively to bring the results of research in the life sciences to practical applications. Exchanges of students and faculty between the two partners engaged in this program as well as frequent meetings and conferences will be of mutual benefit and will enhance the general level of Bioengineering.

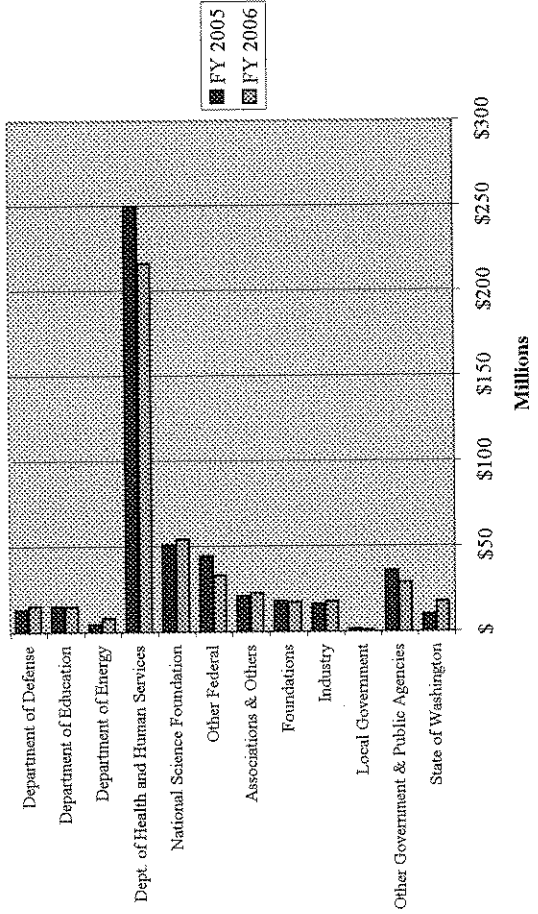
**YEAR-TO-DATE**

Comparison of Grant & Contract Awards



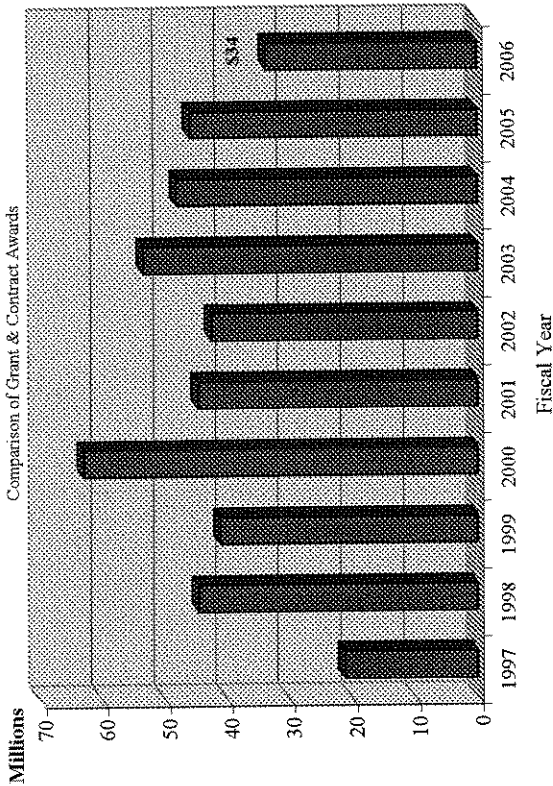
**JULY THROUGH DECEMBER**

Two Year Comparison of Grant & Contract Awards



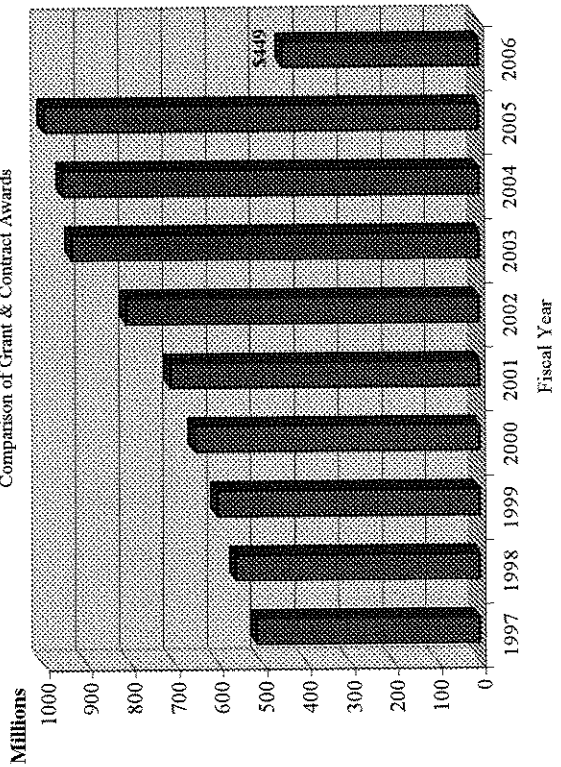
**DECEMBER ONLY**

Comparison of Grant & Contract Awards



**COMPLETE FISCAL YEAR**

Comparison of Grant & Contract Awards



**Summary of Grant and Contract Awards**  
Fiscal Year 2005-2006

Month	RESEARCH		TRAINING		Total
	Federal	Non-Federal	Federal	Non-Federal	Grants and Contracts
July	\$66,463,818	\$6,444,105	\$7,164,851	\$1,418,430	\$81,491,204
August	\$82,136,975	\$15,186,181	\$6,605,300	\$6,661,367	\$110,589,823
September	\$66,526,770	\$14,825,079	\$15,124,518	\$3,290,200	\$99,766,567
October	\$53,095,542	\$15,762,787	\$6,572,165	\$3,939,508	\$79,370,002
November	\$16,529,650	\$13,396,926	\$11,726,933	\$2,978,338	\$44,631,847
December	\$10,952,769	\$17,576,240	\$493,868	\$4,542,319	\$33,565,196
January					
February					
March					
April					
May					
June					
<b>Current Year to Date</b>	<b>\$295,705,524</b>	<b>\$83,191,317</b>	<b>\$47,687,635</b>	<b>\$22,830,162</b>	<b>\$449,414,638</b>
<b>Previous Year to Date</b>	<b>\$321,682,292</b>	<b>\$85,502,003</b>	<b>\$57,641,510</b>	<b>\$18,163,510</b>	<b>\$482,989,315</b>
<b>Over (Under) Previous Year</b>	<b>(\$25,976,768)</b>	<b>(\$2,310,686)</b>	<b>(\$9,953,875)</b>	<b>\$4,666,652</b>	<b>(\$33,574,677)</b>

Assuming acceptance of all awards by the Board of Regents

**Comparison of Grant and Contract Awards by Agency**  
**Fiscal Years 2004-2005 and 2005-2006**

Agency	July-Dec FY05	July-Dec FY06
Department of Defense	\$13,108,371	\$15,689,011
Department of Education	\$15,493,924	\$15,123,735
Department of Energy	\$4,945,052	\$8,482,312
Dept. of Health and Human Services	\$249,929,024	\$216,398,929
National Science Foundation	\$51,123,358	\$54,362,832
Other Federal	\$44,724,073	\$33,336,340
<b>Subtotal for Federal:</b>	<b>\$379,323,802</b>	<b>\$343,393,159</b>
Associations /Others	\$21,247,619	\$22,918,858
Foundations	\$18,004,871	\$17,369,204
Industry	\$16,411,185	\$17,643,458
Local Government	\$1,758,116	\$970,085
Other Government and Public Agencies	\$36,128,289	\$29,336,189
State of Washington	\$10,115,433	\$17,783,685
<b>Subtotal for Non-Federal:</b>	<b>\$103,665,513</b>	<b>\$106,021,479</b>
<b>Grand Total :</b>	<b>\$482,989,315</b>	<b>\$449,414,638</b>
<b>Amount of Increase (Decrease):</b>		<b>(\$33,574,677)</b>
<b>Percent of Increase (Decrease):</b>		<b>-7.0%</b>

Assuming acceptance of all awards by the Board of Regents



**Comparison of Grant and Contract Awards by School/College**  
**Fiscal Years 2004-2005 and 2005-2006**

<b>School/College</b>	<b>July-Dec FY05</b>	<b>July-Dec FY06</b>
<b>Upper Campus</b>		
Architecture and Urban Planning	\$301,897	\$1,738,235
Arts and Science	\$35,557,073	\$35,780,885
Business Administration	\$396,250	\$235,800
Education	\$9,444,975	\$8,963,629
Engineering	\$41,016,608	\$51,434,696
Evans School of Public Affairs	\$5,680,684	\$2,415,905
Forest Resources	\$3,308,599	\$4,674,842
Graduate School	\$944,384	\$4,488,098
Information School	\$1,103,769	\$1,120,258
Law	\$2,101,778	\$312,565
Ocean and Fishery Sciences	\$35,109,936	\$36,960,487
Office of Research	\$15,916,481	\$16,300,393
Social Work	\$11,969,910	\$6,256,489
Undergraduate Education	\$141,228	\$117,165
<b>Subtotal :</b>	<b>\$162,993,572</b>	<b>\$170,799,447</b>
<b>Health Sciences</b>		
Dentistry	\$5,655,318	\$5,638,655
Medicine	\$217,182,556	\$196,742,020
Nursing	\$8,004,486	\$7,899,828
Pharmacy	\$6,509,700	\$4,732,960
Public Health and Community Medicine	\$53,300,747	\$42,059,557
<b>Subtotal :</b>	<b>\$290,652,807</b>	<b>\$257,073,021</b>
<b>Special Programs</b>		
Health Sciences Special Programs	\$17,957,030	\$11,525,252
Other Special Programs	\$9,661,025	\$7,289,293
<b>Subtotal :</b>	<b>\$27,618,055</b>	<b>\$18,814,545</b>
<b>Branch Campuses</b>		
Branch Campuses (Bothell)	\$1,557,813	\$1,413,636
Branch Campuses (Tacoma)	\$167,068	\$567,829
<b>Subtotal :</b>	<b>\$1,724,881</b>	<b>\$1,981,465</b>
<b>Grand Total :</b>	<b>\$482,989,315</b>	<b>\$448,668,478</b>

Assuming acceptance of all awards by the Board of Regents

---

**List of Awards for Arts and Sciences**


---

<b>Department</b>	<b>July-Dec FY05</b>	<b>July-Dec FY06</b>
Center for Statistics and the Social Sciences	\$296,482	\$149,211
Center for Studies in Demography and Ecology	\$506,705	\$347,671
College of Arts and Sciences	\$1,150,692	\$0
Department of Anthropology	\$283,826	\$1,791,196
Department of Applied Mathematics	\$456,546	\$916,229
Department of Asian Languages and Literature	\$10,000	\$140,000
Department of Astronomy	\$849,250	\$994,639
Department of Atmospheric Sciences	\$2,637,245	\$3,712,030
Department of Biology	\$2,626,563	\$4,585,580
Department of Chemistry	\$9,028,105	\$5,323,128
Department of Classics	\$0	\$30,000
Department of Communication	\$889,500	\$1,124,550
Department of Earth and Space Sciences	\$4,115,457	\$2,822,852
Department of Economics	\$0	\$7,250
Department of Geography	\$311,978	\$0
Department of Germanics	\$36,000	\$36,000
Department of History	\$40,000	\$354,000
Department of Mathematics	\$3,120,227	\$764,804
Department of Near Eastern Languages & Civilization	\$2,000	\$0
Department of Physics	\$2,868,259	\$2,074,146
Department of Political Science	\$0	\$120,479
Department of Psychology	\$3,375,554	\$5,162,021
Department of Scandinavian Languages and Literature	\$27,273	\$0
Department of Speech and Hearing Sciences	\$137,545	\$508,138
Department of Statistics	\$719,209	\$774,930
Halbert Robinson Center for the Study of Capable Y	\$0	\$500
Henry M. Jackson School of International Studies	\$1,308,470	\$1,039,520
Institute for Nuclear Theory	\$195,000	\$2,373,000
Language Learning Center	\$0	\$20,274
Public Performing Arts	\$0	\$76,400
Sociology	\$22,718	\$404,127
Thomas Burke Memorial Washington State Museum	\$542,469	\$128,210
	<hr/>	<hr/>
	<b>\$35,557,073</b>	<b>\$35,780,885</b>

Assuming acceptance of all awards by the Board of Regents

## Summary of Grant Awards

Fiscal Year 2005-2006

(Excluding Private Awards from Foundations, Industry, Associations and Other)

Month	RESEARCH		TRAINING		Total Grants
	Federal	Non-Federal	Federal	Non-Federal	
July	\$63,379,387	\$2,308,194	\$7,159,851	\$368,324	\$73,215,756
August	\$81,212,598	\$5,167,397	\$6,185,083	\$1,116,369	\$93,681,447
September	\$64,172,453	\$4,008,427	\$14,974,336	\$859,951	\$84,015,167
October	\$47,210,635	\$4,970,887	\$5,793,886	\$1,715,466	\$59,690,874
November	\$13,731,096	\$5,729,102	\$10,643,700	\$435,777	\$30,539,675
December	\$10,222,521	\$5,368,829	\$414,736	\$1,628,842	\$17,634,928
January					
February					
March					
April					
May					
June					
<b>Year to Date</b>	<b>\$279,928,690</b>	<b>\$27,552,836</b>	<b>\$45,171,592</b>	<b>\$6,124,729</b>	<b>\$358,777,847</b>

Assuming acceptance of all awards by the Board of Regents

---

---

## Summary of Grant Awards

Fiscal Year 2005-2006

(Private Awards from Foundations, Industry, Associations and Other)

---

Month	RESEARCH	TRAINING	Total Grants
July	\$2,778,247	\$341,543	\$3,119,790
August	\$6,311,912	\$2,075,600	\$8,387,512
September	\$6,422,372	\$2,206,643	\$8,629,015
October	\$6,012,089	\$1,082,512	\$7,094,601
November	\$5,856,127	\$2,115,378	\$7,971,505
December	\$9,635,034	\$2,757,138	\$12,392,172
January			
February			
March			
April			
May			
June			
<b>Year to Date</b>	<b>\$37,015,780</b>	<b>\$10,578,814</b>	<b>\$47,594,594</b>

---

---

Assuming acceptance of all awards by the Board of Regents

## Summary of Contract Awards

Fiscal Year 2005-2006

Month	RESEARCH		TRAINING		Total Contracts
	Federal	Non-Federal	Federal	Non-Federal	
July	\$3,084,431	\$1,357,664	\$5,000	\$708,563	\$5,155,658
August	\$924,377	\$3,706,872	\$420,217	\$3,469,398	\$8,520,864
September	\$2,354,317	\$4,394,280	\$150,182	\$223,606	\$7,122,385
October	\$5,884,907	\$4,779,812	\$778,279	\$1,141,530	\$12,584,528
November	\$2,798,554	\$1,811,697	\$1,083,233	\$427,183	\$6,120,667
December	\$730,248	\$2,572,377	\$79,132	\$156,339	\$3,538,096
January					
February					
March					
April					
May					
June					
Year to Date	\$15,776,834	\$18,622,701	\$2,516,043	\$6,126,619	\$43,042,197

Assuming acceptance of all awards by the Board of Regents

---

---

**Report of Grant and Contract Awards  
Of \$1,000,000 or More**

**December 2005**

**Requiring Action of  
The Board of Regents**

**of the  
University of Washington**

**Office of Research  
Office of Sponsored Programs**

---

---

## Table of Contents

	Page
Detail of Grant Awards - Excluding Private Grants	2
Detail of Private Grants	3

Detail of Grant Awards (Excluding Private Awards) for  
December 2005

**NON-FEDERAL**

**OTHER GOVERNMENT & PUBLIC AGENCIES**

Nanyang Technological University

To: YONGMIN KIM, PROFESSOR \$1,570,866  
DEPARTMENT OF BIOENGINEERING  
For: SINGAPORE UNIVERSITY OF WASHINGTON RESEARCH ALLIANCE

Eff: 7/1/2002

**Other Government & Public Agencies Subtotal:**

---

\$1,570,866

**Total for Non-Federal:**

---

---

\$1,570,866



Detail of Private Grant Awards for  
December 2005

**PRIVATE**

**FOUNDATIONS**

**Dart Foundation**

To: ROGER A. SIMPSON, ASSOCIATE PROFESSOR \$1,100,000  
DEPARTMENT OF COMMUNICATION  
For: DART CENTER FOR JOURNALISM AND TRAUMA

Eff: 1/1/2000

**Gordon and Betty Moore Foundation**

To: DANIEL E. SCHINDLER, ASSOCIATE PROFESSOR \$2,430,555  
SCHOOL OF AQUATIC AND FISHERY SCIENCES  
For: SYNTHETIC ANALYSIS OF LONG-TERM CHANGES IN SOCKEYE SALMON ABUNDANCE ACROSS THE  
NORTH PACIFIC

Eff: 11/15/2005

**Foundations Subtotal:**

---

\$3,530,555

**Total for Private:**

---

---

\$3,530,555

**Total Awards \$1,000,000 or Greater:**

---

---

\$5,101,421