

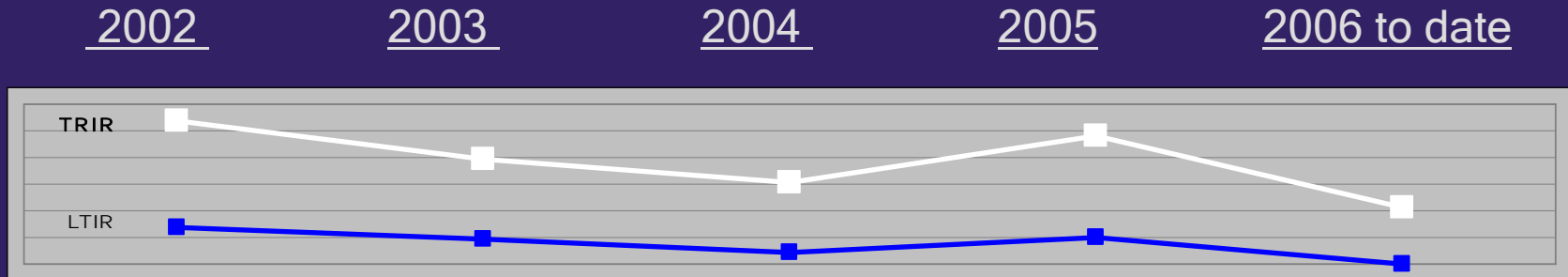
# Capital Projects Office Status Report



October 2005 - February 2006

# CPO Safety

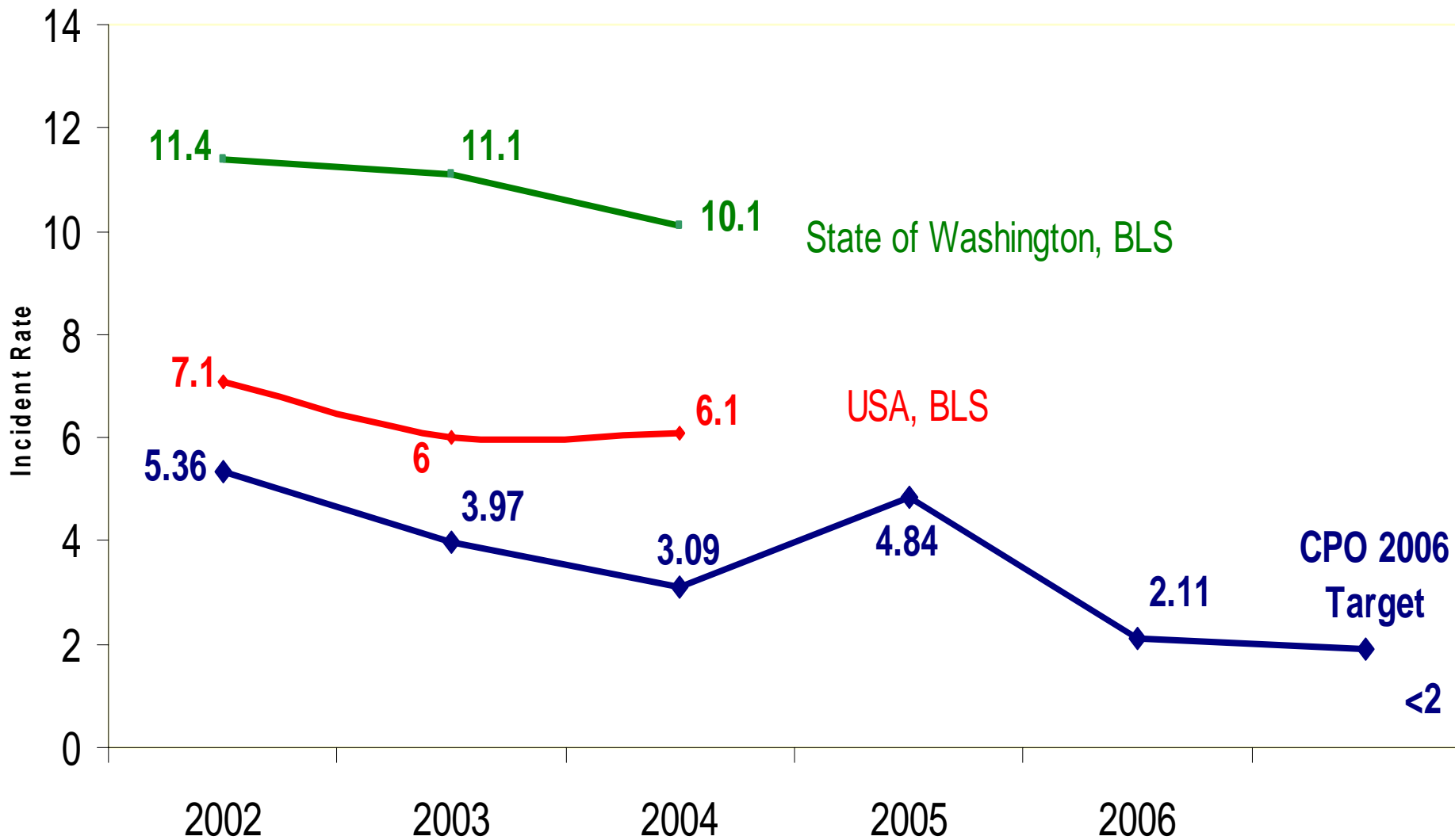
Incident Rates (calendar year totals)



TRIR	<b>5.36</b>	<b>3.97</b>	<b>3.09</b>	<b>4.84</b>	<b>2.12</b>
LTIR	<b>1.38</b>	<b>0.93</b>	<b>.41</b>	<b>1.00</b>	<b>0.00</b>

1.3 M Hours Worked	1.5 M Hours Worked	.97 M Hours Worked	1.4 M Hours Worked	.19 M Hours to date
--------------------------	--------------------------	--------------------------	-----------------------	---------------------------

# TRIR Calendar Year



# Cost Issues

- ▶ 2000 - 2005 Escalation 19.3%
- ▶ 2006 Forecast Escalation 6%
- ▶ Market Condition
- ▶ Forecast

# Project Statistics

- ▶ 25 Approved Major Projects (0)
- ▶ Budgets of Active Projects \$1.1 Billion (-.1)
- ▶ Two Major Project Closed Out (+2)
- ▶ 295 Active Special Projects (-15) \*
- ▶ Special Projects Budgets \$198 Million (+16)
- ▶ 63 Special Projects Closed Out (-24) (\$42M)

\*corrected



Capital Projects Office

March 16, 2006

# Emerging Projects

- ▶ UWMC Project
- ▶ Mechanical Engineering Building
- ▶ Sandpoint Pediatric

# Major Projects in Closeout

	Budget/Fcst \$M	Use Date / F'cst
Allen Center	70/64.5 ↑	10/03 -10/03 ■
UWMC Cardiac/Emerg.	7.2 / 6.9 ↑	11/05 - 10/05 ↑
Emergency Power II	6.7 /5.7↑	9/05 - 12/05 ↓
Tacoma Phase 2B	44.4 / 44.4 ■	10/03 - 1/04 ↓
Terry - Lander	8.0 / 8.2 ↓	9/04 - 9/04 ■
IMA Expansion	43.4 / 43.4 ■	8/03 - 11/03 ↓
Johnson Hall	55.3 / 55.4 ■	9/05 -10/05 ■
Merrill Hall	7.1 / 8.3 ↓	6/04 - 12/04 ↓
UWT Garage	7.5 /7.6 ↓	12/05 - 1/06 ■



# Major Projects in Bid / Construction

	Budget/Fcst \$M	Use Date / F'cst
Biochemistry	8.5 / 8.5 ■	5/06 - 5/06 ■
Harborview Bond	294.5 / 294.5 ↓	8/08 - 8/08 ■
Golf Range	8 / 8 ■	8/04 - 3/07 ↓
R & T Building	29.9 / 29.6 ↑	9/05 - 3/06 ↓
Regional Heart	9.8 / 10.1 ↓	12/05 -4/06 ↓
Wm. Foegen Bldg	150 / 148 ↑	5/06 - 5/06 ■



# Major Projects in Design

Budget/Fcst \$M

Use Date / F'cst

Architecture Hall	24.5 / 24.5	■
Educ. Outreach	17.2 / 17.9	↓
Guggenheim Hall	28.3 / 28.3	■
HSC H-Wing	18.2 / 18.2	■
West Campus Prkg	12.8 / 12.8	■

# Major Projects in Design

Budget/Fcst \$M

Use Date / F'cst

Clark Hall	18.1 / 18.1	■
PlayHouse	7.1 / 9.9	■
UWT Hall *	10.8 / 10.8	■
Savery Hall	61.2 / 61.5	↓
Business School *	TBD	

\*New this reporting period



Capital Projects Office

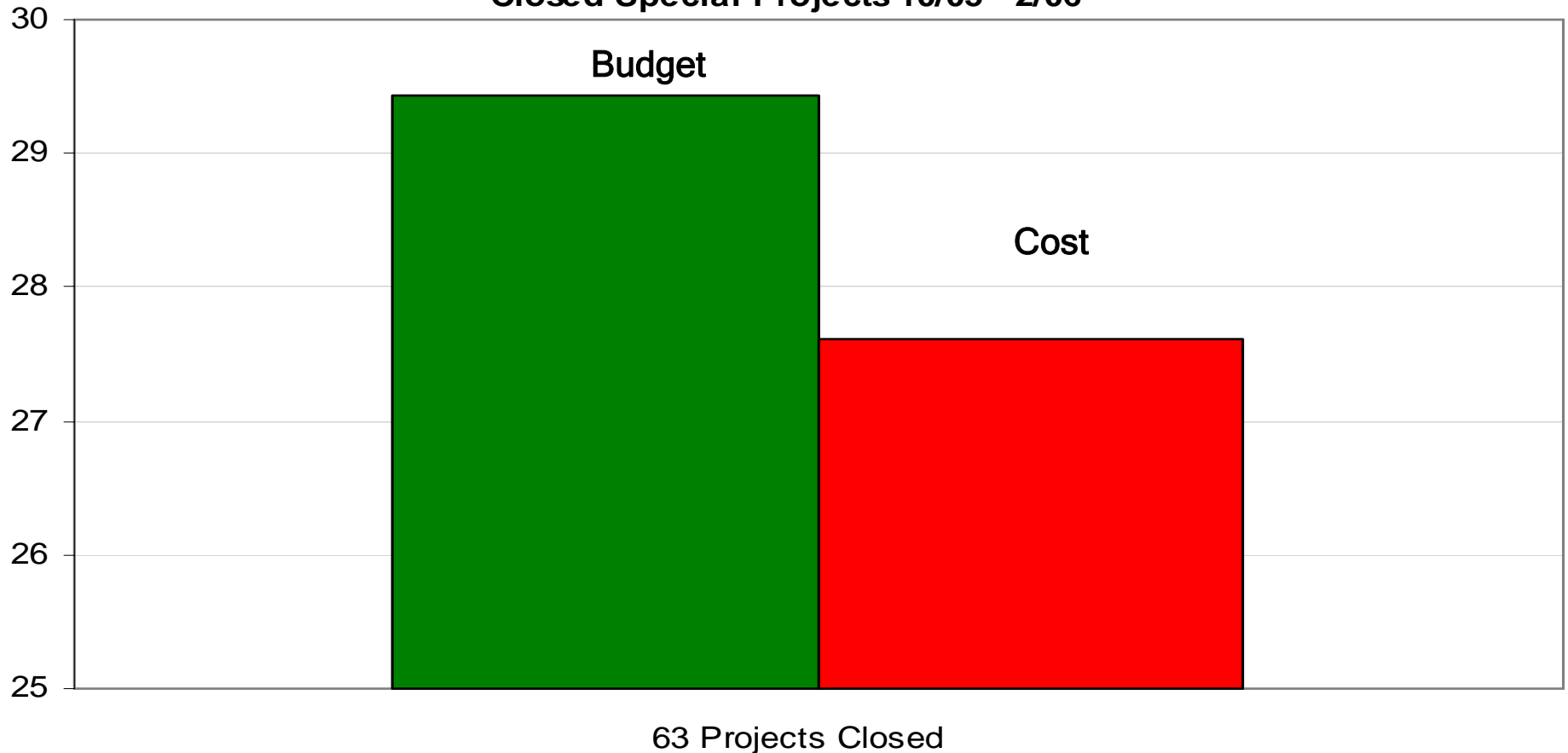
March 16, 2006

# Major Projects Closed

	Budget / Actual \$M	F'cst / In Use
Conibear	16.7 / 15.6 ↑	4/05 - 4/05 ■
E-Power I	12.1 / 8.3 ↑	5/03 - 8/03 ↓

# Special Project Closures

Closed Special Projects 10/05 - 2/06



# CPO - Sustainability

Certified

Silver



Registered

Under

Consideration

UW Tacoma 2B



Nordheim Court

Merrill Hall



R & T Building

Guggenheim

Architecture

Educational

Outreach

Playhouse Ren.

Savery Hall

Clark Hall

UWT Hall

UWMC H-Wing

The Capital Projects Office employs 24 of the 41 LEED accredited professionals at UW  
Currently 15 CPO personnel are preparing for LEED accreditation



Capital Projects Office

March 16, 2006

# Number of Project Contracts Issued October 2005 - February 2006

	W/MBE	Others
Designers/Consultants	6	92
Contractors	4	16