

VII. STANDING COMMITTEES

B. Finance, Audit and Facilities Committee

UW

Report of Contributions

University of Washington
University of Washington Foundation

January 2006

NOTES AS OF JANUARY 31, 2006

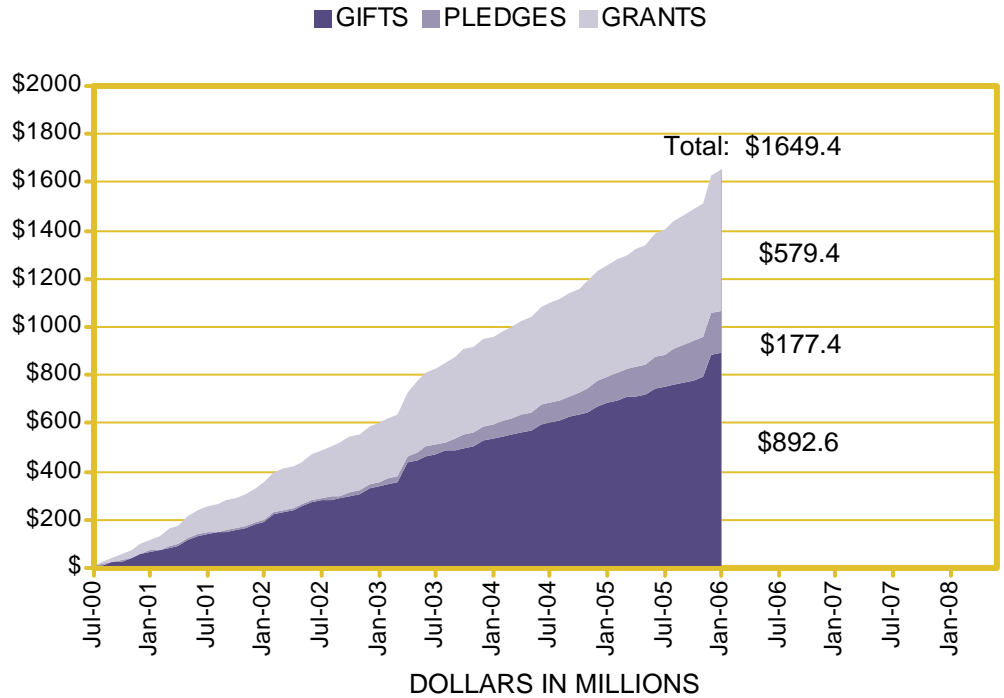
DATA POINTS

\$1,649,420,140 has been raised toward our campaign goal of \$2 billion.

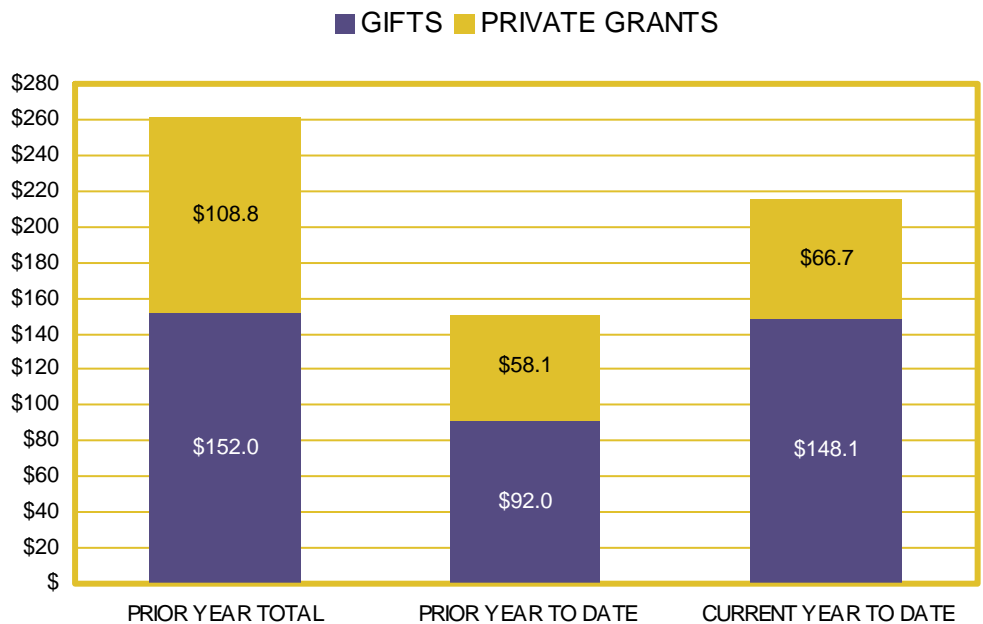
The UW received \$22.3 million in total private voluntary support (\$10.2 million in gifts and \$12.1 in grants) in January.

Areas including Architecture, Arts and Sciences, Dentistry, Engineering, Forest Resources, Intercollegiate Athletics, Law, Libraries, Nursing, Public Health, Social Work, UW Bothell, UW Medicine and UW Tacoma are ahead of last year's year-to-date totals.

FUNDRAISING PROGRESS SINCE JULY 1, 2000



CURRENT GIFT AND PRIVATE GRANT TOTALS



JANUARY 2006 GIFTS AND IMPACT

Selected gifts representing private support for one of the University of Washington's key fundraising priorities -- student, faculty, program and facility support.

David C. Auth – \$100,000 to the School of Medicine and the College of Engineering

- This gift to the Hunter and Dorothy Simpson Endowed Chair in Bioengineering will help to permanently endow the Chair of Bioengineering in the UW School of Medicine and the College of Engineering.
- The Simpson Chair was established with a \$500,000 gift from the Washington Research Foundation in April 2004, which was matched by the University of Washington.
- David Auth, Ph.D., is an affiliate professor of Bioengineering at UW and Chairman of Boston Scientific. He is known for developing a program of research around the theme of "least-invasive surgery." He invented and further developed the Laser Blade Scalpel.
- Hunter Simpson, a UW alumnus, served on the university's board of regents from 1981 to 1992 and was named one of 100 UW Alumni of the Century in 1999. He passed away on January 20, 2006.

Katherine E. and Steve W. Berman – \$202,722 to the School of Law

- The Kathy and Steve Berman Environmental Law Clinic Fund at the UW School of Law was created with a \$1,000,000 pledge from the Berman family. This gift will receive a \$200,000 match from the University.
- The endowment funds clinic leadership and staff, supports students involved in environmental advocacy organization GreenLaw, and provides support for student and faculty scholarship, moot court competitions, and community outreach in environmental law.
- The Berman Environmental Law Clinic educates students about environmental law specific to the Pacific Northwest. Students conduct investigations and interviews, consult with scientific experts, file petitions, and develop and initiate cases.

Max Gellert – \$17,166 to UW Bothell, the College of Engineering and the College Arts and Sciences

- Max Gellert, founder of Bothell-based Eldec Corp. (now Crane-Eldec) has been active with the University for many years. A founding member of UW Bothell's advisory board, he is one of four "founders" who joined together to create the \$100,000 UW Bothell Founders Endowed Fellowship benefiting deserving students in Bothell's master's programs. When matched 50 percent through the UW Matching Gift Initiative, the fellowship will grow to \$150,000.
- His most recent gifts support the Carol Gellert Endowed Fund in History, the UW Bothell Founders' Endowed Fellowship and the Max E. Gellert Fellowship in Engineering.
- Mr. Gellert's wife Carol, who passed away in 2002, was a member of the College of Arts and Sciences' board. He remains an active member of both the College of Engineering and UW Bothell's Campaign committees.





REPORT OF CONTRIBUTIONS

January 2006

CAMPAIGN UW: CREATING FUTURES

Report prepared by: Office of Development and Alumni Relations
Advancement Services, Information Management

2/8/2006 04:59 PM

TABLE OF CONTENTS

Campaign Progress to Date*	1
Campaign Progress by Giving Level*	2
Campaign Progress Pyramid*	3
Campaign Progress by Constituency*	4
Campaign Theme Progress*	5
Development Area Summary - Total Private Voluntary Support	6
Development Area Summary - Gifts and Private Grants	7
Development Area Summary - Gifts	8
Complete Fiscal Year Comparison	9
Year to Date Contribution Totals	10
Development Activity by Donor Type	11
Alumni Participation by Constituency	12

*All Campaign totals represented are from July 1, 2000 through the end of the preceding calendar month. Please note that grant revenue totals in Campaign Reports may contain clinical trials. Fundraising totals from all affiliated non-profit organizations are also included in UW Campaign totals.

The UW Campaign Executive Committee developed the counting policy for Campaign reports, based on Council for Advancement and Support of Education (CASE) campaign counting standards.

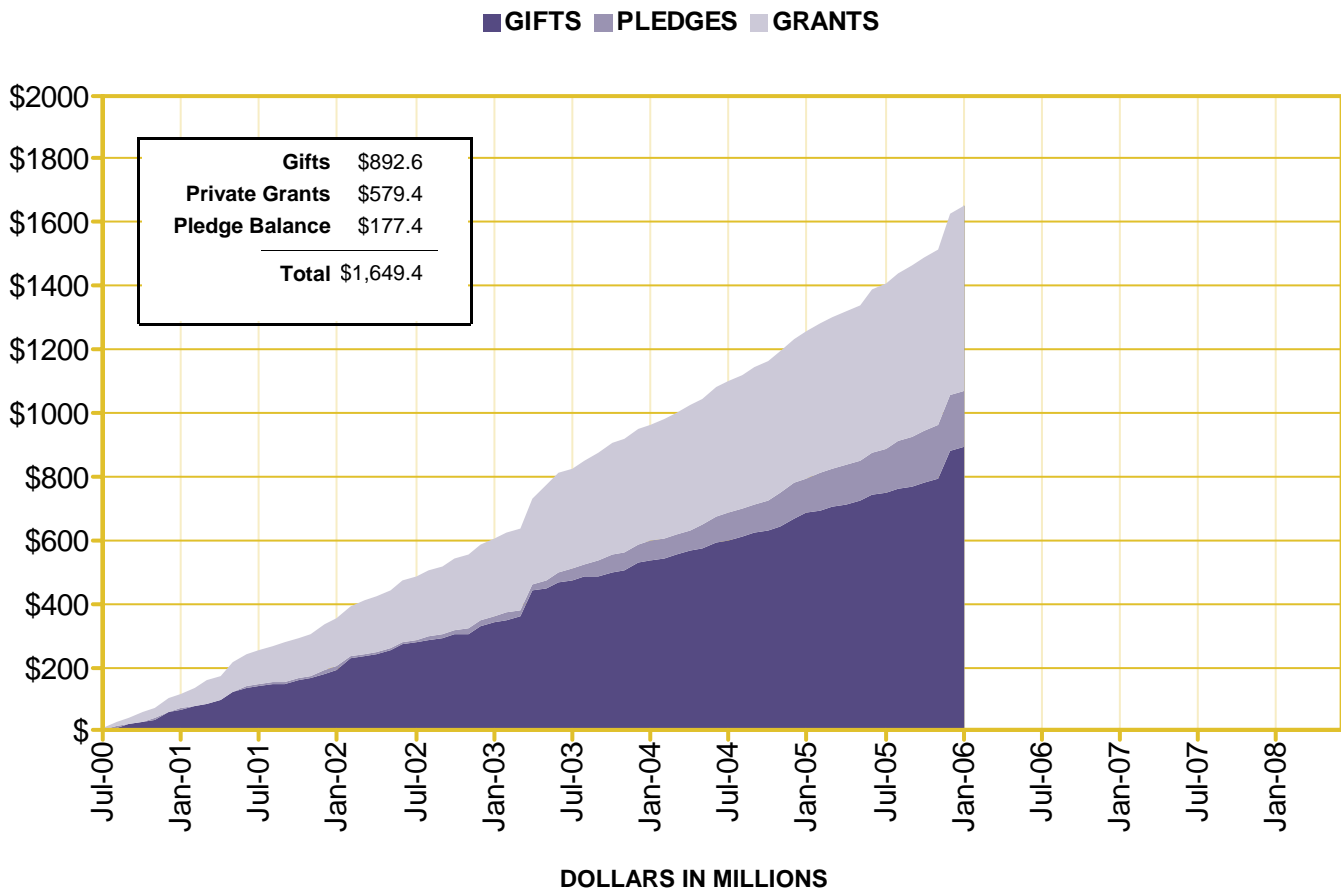
Annual reporting is July 1, 2005 through the end of the preceding calendar month.

Job Number: 69073
January 2006

Table of Contents



CAMPAIGN PROGRESS SINCE JULY 1, 2000



Source: UW Office of Development

Summarizes Total Private Voluntary Support since July 1, 2000. Testamentary Commitments included in Pledge Balance total. All dollar totals in millions.

Job Number: 69073
 January 2006

Fundraising Progress Since July 1, 2000



CAMPAIGN PROGRESS BY GIVING LEVEL

DOLLARS RAISED							
Gifts, Pledges & Grants							
Giving Level *	Alumni	Non Alumni	Family Fndns.	Corporations	Foundations	Other Orgs.	Total
\$100M+	\$0	\$32,720	\$198,211,014	\$0	\$0	\$0	\$198,243,734
\$50M - \$99,999,999	\$0	\$0	\$0	\$0	\$0	\$0	\$0
\$10M - \$49,999,999	\$27,808,405	\$58,619,247	\$20,527,500	\$51,676,745	\$87,886,903	\$11,334,900	\$257,853,699
\$5M - \$9,999,999	\$17,873,054	\$5,111,250	\$950,000	\$47,044,517	\$30,542,854	\$65,690,414	\$167,212,089
\$1M - \$4,999,999	\$94,797,878	\$51,681,220	\$25,214,742	\$110,332,205	\$102,729,254	\$67,200,734	\$451,956,033
\$100,000 - \$999,999	\$81,621,672	\$62,510,954	\$21,812,619	\$106,140,753	\$54,675,386	\$51,631,908	\$378,393,292
\$25,000 - \$99,999	\$21,129,312	\$16,289,588	\$2,966,986	\$26,656,427	\$6,946,467	\$8,751,424	\$82,740,204
\$10,000 - \$24,999	\$14,237,486	\$10,509,917	\$863,480	\$8,435,226	\$1,293,198	\$2,148,620	\$37,487,926
\$5,000 - \$9,999	\$10,077,341	\$7,823,508	\$276,443	\$4,441,886	\$543,973	\$642,322	\$23,805,474
\$2,000 - \$4,999	\$8,989,383	\$7,144,470	\$75,508	\$3,057,823	\$244,635	\$427,457	\$19,939,276
\$1,000 - \$1,999	\$4,901,801	\$3,918,816	\$23,676	\$1,292,740	\$76,931	\$186,985	\$10,400,948
\$500 - \$999	\$4,446,143	\$3,343,419	\$4,910	\$638,518	\$26,940	\$84,122	\$8,544,052
\$250 - \$499	\$3,075,663	\$2,099,852	\$900	\$277,915	\$8,082	\$40,427	\$5,502,839
\$100 - \$249	\$2,773,664	\$1,823,056	\$2,365	\$258,270	\$8,292	\$27,819	\$4,893,465
\$1 - \$99	\$1,322,108	\$1,048,658	\$189	\$65,961	\$1,088	\$9,107	\$2,447,111
Total	\$293,053,909	\$231,956,675	\$270,930,332	\$360,318,985	\$284,984,003	\$208,176,236	\$1,649,420,140
DONOR COUNTS							
Giving Level	Alumni	Non Alumni	Family Fndns.	Corporations	Foundations	Other Orgs.	Total
\$100M+	0	2	1	0	0	0	3
\$50M - \$99,999,999	0	0	0	0	0	0	0
\$10M - \$49,999,999	8	6	2	4	6	1	27
\$5M - \$9,999,999	5	6	1	7	5	9	33
\$1M - \$4,999,999	85	81	13	53	43	37	312
\$100,000 - \$999,999	463	502	69	404	166	169	1,773
\$25,000 - \$99,999	845	812	65	591	143	176	2,632
\$10,000 - \$24,999	1,722	1,593	57	632	90	142	4,236
\$5,000 - \$9,999	2,609	2,371	47	749	91	102	5,969
\$2,000 - \$4,999	4,807	4,685	27	1,170	85	151	10,925
\$1,000 - \$1,999	5,677	5,609	21	1,170	65	162	12,704
\$500 - \$999	9,396	8,760	11	1,175	44	142	19,528
\$250 - \$499	11,504	9,575	3	970	27	131	22,210
\$100 - \$249	22,327	18,127	16	2,011	58	220	42,759
\$1 - \$99	36,462	35,127	4	1,699	23	265	73,580
Total	95,910	87,256	337	10,635	846	1,707	196,691


Source: UW Office of Development & Alumni Relations

This report shows the count of distinct donors and campaign total by giving level and donor type since July 1, 2000.

**"Giving Level" is determined by summing all gift record types (including grants)



CAMPAIGN PROGRESS BY PYRAMID, SINCE JULY 1, 2000



196,691 Donor Count

Campaign Total: \$1,649,420,140

*Campaign Working Goal: \$2,000,000,000

Percent Complete: 82.5%

Source: UW Office of Development

The counts of distinct donors and fundraising totals by giving level are shown.

*Unit campaign goals are still being finalized.

Pyramid Levels are determined by summing all gift record types (including grants)



UW FOUNDATION
REPORT OF CONTRIBUTIONS - JANUARY 2006

CAMPAIGN PROGRESS BY CONSTITUENCY

	GIFTS	Irrevocable Deferred Gifts		PLEDGES	Testamentary Commitments		GRANTS	Campaign - Private Voluntary Support		
		Donor Value	Discount Value		Donor Value	Discount Value		TOTAL	Working Goal	% of Goal
UW Medicine	\$258,187,954	\$10,383,133	\$5,688,925	\$20,832,460	\$20,912,853	\$6,648,725	\$288,190,591	\$598,506,991	\$1,000,000,000	59.9%
Architecture	\$6,628,609	\$2,244,117	\$658,000	\$1,730,114	\$2,000,000	\$1,142,468	\$3,701,923	\$16,304,763	\$19,000,000	85.8%
Arts and Sciences	\$86,105,470	\$6,657,537	\$4,069,838	\$9,155,759	\$18,734,000	\$9,359,797	\$60,213,021	\$180,865,787	\$240,000,000	75.4%
Broadcast Services	\$37,199,224	\$0	\$0	\$13,959	\$0	\$0	\$0	\$37,213,182	N/A	N/A
Business School	\$50,573,401	\$906,563	\$643,347	\$26,601,062	\$3,575,271	\$2,314,198	\$225,800	\$81,882,098	\$135,000,000	60.7%
Dentistry	\$6,685,396	\$246,992	\$110,376	\$945,921	\$675,000	\$378,427	\$3,527,959	\$12,081,268	\$15,000,000	80.5%
Education	\$8,974,512	\$28,552	\$10,686	\$3,516,131	\$0	\$0	\$12,069,136	\$24,588,331	\$23,000,000	106.9%
Engineering	\$117,893,165	\$1,718,700	\$959,409	\$7,085,433	\$5,200,011	\$2,338,631	\$63,567,811	\$195,465,121	\$250,000,000	78.2%
Evans Schl. of Pub. Affairs	\$9,206,571	\$57,994	\$69,964	\$426,356	\$500,000	\$265,793	\$34,805,938	\$44,996,859	\$40,000,000	112.5%
Forest Resources	\$7,913,349	\$646,572	\$516,844	\$599,487	\$2,500,000	\$1,266,903	\$3,149,312	\$14,808,720	\$17,700,000	83.7%
Friday Harbor Labs	\$5,617,844	\$153,242	\$78,775	\$367,442	\$3,305,000	\$2,258,599	\$775,938	\$10,219,466	\$12,000,000	85.2%
Information School	\$2,572,669	\$0	\$0	\$143,999	\$100,000	\$64,666	\$875,683	\$3,692,351	\$5,000,000	73.8%
Intercollegiate Athletics	\$80,441,297	\$246,570	\$166,700	\$4,812,301	\$25,000	\$10,388	\$0	\$85,525,169	\$110,000,000	77.8%
Law	\$57,982,755	\$2,026	\$2,026	\$1,056,098	\$0	\$0	\$958,642	\$59,999,521	\$70,000,000	85.7%
Libraries	\$4,935,567	\$442,146	\$351,456	\$54,970	\$772,000	\$379,527	\$475,708	\$6,680,390	\$9,000,000	74.2%
Nursing	\$8,162,875	\$285,000	\$210,008	\$959,045	\$2,825,000	\$1,454,415	\$7,265,888	\$19,497,808	\$24,000,000	81.2%
Ocean and Fisheries	\$11,728,792	\$562,500	\$314,233	\$87,783	\$0	\$0	\$19,572,831	\$31,951,906	\$34,000,000	94.0%
Pharmacy	\$7,834,156	\$0	\$0	\$547,790	\$0	\$0	\$4,200,860	\$12,582,806	\$10,260,000	122.6%
President's Funds	\$5,140,243	\$738,472	\$543,577	\$526,716	\$2,750,000	\$1,353,977	\$0	\$9,155,431	N/A	N/A
Public Health	\$13,243,248	\$50,259	\$33,185	\$777,404	\$0	\$0	\$57,181,771	\$71,252,683	\$90,000,000	79.2%
Scholar. & Student Progs.	\$25,406,274	\$651,684	\$333,072	\$2,271,357	\$1,000,000	\$530,038	\$691,327	\$30,020,642	\$40,000,000	75.1%
Social Work	\$1,943,384	\$290,566	\$158,012	\$83,684	\$0	\$0	\$5,107,927	\$7,425,561	\$10,000,000	74.3%
University Press	\$1,673,482	\$83,788	\$62,116	\$26,847	\$1,300,000	\$1,421,362	\$0	\$3,084,116	\$3,000,000	102.8%
University Support	\$29,617,596	\$1,510,063	\$757,793	\$5,705,690	\$11,300,000	\$4,855,765	\$11,968,949	\$60,102,298	N/A	N/A
UW Bothell	\$2,055,110	\$0	\$0	\$220,952	\$0	\$0	\$750,500	\$3,026,561	\$5,700,000	53.1%
UW Tacoma	\$16,817,898	\$195,000	\$173,651	\$8,477,722	\$2,925,000	\$1,657,696	\$74,690	\$28,490,309	\$30,000,000	95.0%
All UW Total	\$864,540,842	\$28,101,476	\$15,911,993	\$97,026,481	\$80,399,135	\$37,701,375	\$579,352,206	\$1,649,420,140	\$2,000,000,000	82.5%

Source: UW Office of Development

Fundraising progress toward campaign working goals by constituency area (school/college/program). Campaign total is the sum of gifts, grants, active pledges and donor values of irrevocable deferred gifts and testamentary commitments. "N/A" is not applicable. 1 - "Pledges" are those in active status only. 2 - "Grants" are private grants only. 3 - Unit campaign working goals are still being finalized.

Job Number: 69073

January 2006

Campaign Progress by Constituency - Since July 2000



CAMPAIGN FUNDING THEME PROGRESS - JULY 2000 - PRESENT

THEME	CURRENT USE	ENDOWMENT	TOTAL
Student Support	\$75,540,870	\$141,349,395	\$216,890,265
Faculty Support	\$76,248,556	\$106,657,903	\$182,906,459
Program Support for Faculty and Students	\$716,304,616	\$103,906,189	\$820,210,804
Capital	\$256,293,067	\$1,678,269	\$257,971,336
Unrestricted	\$142,099,214	\$29,342,062	\$171,441,276
Total	\$1,266,486,323	\$382,933,817	\$1,649,420,140
Goal	\$1,600,000,000	\$400,000,000	\$2,000,000,000
% to Goal	79.2%	95.7%	82.5%

Source: UW Office of Development

This report shows contribution totals by campaign theme/priority since July 1, 2000.

Job Number: 69073
 January 2006

Campaign Theme Progress



DEVELOPMENT SUMMARY - TOTAL PRIVATE VOLUNTARY SUPPORT

AREA	YEAR TO DATE DONOR VALUES		
	GIFTS	PRIVATE GRANTS	TOTAL
UW Seattle			
UW Medicine	\$38,779,958	\$30,525,633	\$69,305,592
Architecture	\$2,724,627	\$2,179,148	\$4,903,775
Arts and Sciences	\$11,227,451	\$4,876,835	\$16,104,286
Broadcast Services	\$3,963,765		\$3,963,765
Business School	\$7,111,688	\$25,000	\$7,136,688
Dentistry	\$1,196,745	\$21,700	\$1,218,445
Education	\$1,215,303	\$414,877	\$1,630,180
Engineering	\$14,174,196	\$11,621,975	\$25,796,171
Evans Schl. of Pub. Affairs	\$557,677	\$3,650,033	\$4,207,710
Forest Resources	\$1,869,734	\$347,294	\$2,217,028
Graduate School	\$1,763,505	\$109,794	\$1,873,299
Information School	\$219,994	\$38,736	\$258,730
Intercollegiate Athletics	\$7,414,460		\$7,414,460
Law	\$35,370,617	\$20,698	\$35,391,315
Libraries	\$754,819	\$65,382	\$820,201
Nursing	\$1,318,020	\$660,763	\$1,978,783
Ocean and Fisheries	\$2,067,007	\$3,767,052	\$5,834,059
Pharmacy	\$1,179,490	\$191,606	\$1,371,097
President's Funds	\$492,797		\$492,797
Public Health	\$673,598	\$6,076,494	\$6,750,092
Scholar. & Student Progs.	\$4,949,097	\$66,456	\$5,015,553
Social Work	\$536,118	\$433,405	\$969,523
UW Alumni Association	\$556,473		\$556,473
University Press	\$249,692		\$249,692
University Support	\$6,122,541	\$927,832	\$7,050,373
Washington Tech. Center			
UW Bothell	\$73,459	\$700,000	\$773,459
UW Tacoma	\$1,567,898	\$4,990	\$1,572,888
All UW Total	\$148,130,742	\$66,725,705	\$214,856,446

Source: UW Office of Development

Contribution totals for the major Development areas of the University are shown.

Job Number: 69073

January 2006

Development Area Summary - Total Private Voluntary Support



DEVELOPMENT SUMMARY - GIFTS AND PRIVATE GRANTS

AREA	CURRENT MONTH		YEAR TO DATE		PRIOR YEAR TO DATE		PRIOR FISCAL YEAR	
	Donors	Value	Donors	Value	Donors	Value	Donors	Value
UW Seattle								
UW Medicine	2,761	\$8,576,245	12,792	\$69,305,592	13,113	\$52,311,648	18,807	\$89,363,526
Architecture	190	\$2,231,944	846	\$4,903,775	736	\$617,474	1,125	\$900,689
Arts and Sciences	1,752	\$1,107,741	11,703	\$16,104,286	11,225	\$15,955,556	15,435	\$25,765,062
Broadcast Services	493	\$746,977	2,086	\$3,963,765	1,872	\$4,333,524	3,217	\$8,301,726
Business School	357	\$572,992	3,179	\$7,136,688	3,086	\$8,689,269	4,296	\$12,344,544
Dentistry	129	\$60,129	975	\$1,218,445	918	\$926,898	1,270	\$1,418,395
Education	176	\$332,135	1,154	\$1,630,180	977	\$3,324,517	1,475	\$7,555,540
Engineering	427	\$2,827,403	3,168	\$25,796,171	2,748	\$17,295,271	4,024	\$31,841,841
Evans Schl. of Pub. Affairs	45	\$139,437	306	\$4,207,710	513	\$6,706,974	721	\$9,948,313
Forest Resources	145	\$294,002	730	\$2,217,028	627	\$916,429	1,023	\$2,002,612
Graduate School	38	\$6,101	277	\$1,873,299	279	\$2,177,980	535	\$4,065,408
Information School	60	\$13,169	467	\$258,730	434	\$331,273	569	\$400,100
Intercollegiate Athletics	1,917	\$1,662,883	5,815	\$7,414,460	5,644	\$7,008,759	23,274	\$15,865,980
Law	326	\$752,688	1,364	\$35,391,315	1,263	\$1,182,502	1,728	\$1,831,593
Libraries	184	\$31,049	1,227	\$820,201	1,250	\$663,165	4,105	\$1,030,319
Nursing	271	\$183,973	1,384	\$1,978,783	1,292	\$1,558,033	1,627	\$2,439,883
Ocean and Fisheries	149	\$490,395	525	\$5,834,059	484	\$6,918,560	679	\$9,870,610
Pharmacy	325	\$362,496	821	\$1,371,097	736	\$1,534,631	1,031	\$3,133,622
President's Funds	268	\$59,915	1,158	\$492,797	1,182	\$447,366	2,237	\$693,593
Public Health	100	\$479,521	416	\$6,750,092	369	\$6,075,255	639	\$10,248,558
Scholar. & Student Progs.	340	\$162,622	2,004	\$5,015,553	2,149	\$3,356,824	3,358	\$5,087,417
Social Work	236	\$132,192	551	\$969,523	431	\$869,485	788	\$1,456,040
UW Alumni Association	1,562	\$76,528	11,429	\$556,473	10,876	\$500,117	20,482	\$1,034,131
University Press	44	\$29,170	278	\$249,692	226	\$199,986	357	\$465,799
University Support	304	\$746,571	1,311	\$7,050,373	892	\$5,591,544	2,202	\$9,634,062
Washington Tech. Center								
UW Bothell	35	\$122,369	168	\$773,459	211	\$220,462	520	\$286,256
UW Tacoma	75	\$89,788	345	\$1,572,888	194	\$390,528	650	\$3,786,663
All UW Unique Total	11,617	\$22,290,448	56,911	\$214,856,446	54,909	\$150,104,044	95,227	\$260,772,296

Source: UW Office of Development

The number of donors and contribution totals for the major Development areas of the University are shown. Dollar values are based on donor values.

Job Number: 69073

January 2006

Development Area Summary - Gifts and Private Grants



DEVELOPMENT SUMMARY - GIFTS

AREA	CURRENT MONTH		YEAR TO DATE		PRIOR YEAR TO DATE		PRIOR FISCAL YEAR	
	Donors	Value	Donors	Value	Donors	Value	Donors	Value
UW Seattle								
UW Medicine	2,690	\$2,441,267	12,577	\$38,779,958	12,908	\$25,235,718	18,519	\$38,381,050
Architecture	189	\$76,946	843	\$2,724,627	735	\$335,108	1,123	\$518,323
Arts and Sciences	1,749	\$896,599	11,656	\$11,227,451	11,180	\$11,677,343	15,367	\$18,075,018
Broadcast Services	493	\$746,977	2,086	\$3,963,765	1,872	\$4,333,524	3,217	\$8,301,726
Business School	357	\$572,992	3,178	\$7,111,688	3,085	\$8,649,069	4,295	\$12,293,744
Dentistry	128	\$56,429	971	\$1,196,745	915	\$835,179	1,265	\$1,207,976
Education	174	\$212,358	1,150	\$1,215,303	974	\$1,348,720	1,468	\$1,809,231
Engineering	417	\$778,621	3,120	\$14,174,196	2,707	\$12,129,633	3,953	\$20,659,919
Evans Schl. of Pub. Affairs	44	\$7,311	294	\$557,677	496	\$349,639	699	\$544,233
Forest Resources	139	\$160,540	719	\$1,869,734	624	\$756,650	1,015	\$1,434,077
Graduate School	38	\$6,101	275	\$1,763,505	274	\$1,032,752	529	\$1,760,644
Information School	60	\$13,169	463	\$219,994	433	\$276,998	568	\$327,830
Intercollegiate Athletics	1,917	\$1,662,883	5,815	\$7,414,460	5,644	\$7,008,759	23,274	\$15,865,980
Law	326	\$752,688	1,363	\$35,370,617	1,261	\$1,157,502	1,725	\$1,686,596
Libraries	184	\$31,049	1,225	\$754,819	1,250	\$663,165	4,105	\$1,030,319
Nursing	268	\$66,119	1,372	\$1,318,020	1,283	\$931,260	1,616	\$1,569,608
Ocean and Fisheries	142	\$111,582	501	\$2,067,007	470	\$1,909,900	654	\$2,060,947
Pharmacy	325	\$362,496	818	\$1,179,490	732	\$1,281,029	1,024	\$2,155,260
President's Funds	268	\$59,915	1,158	\$492,797	1,182	\$447,366	2,237	\$693,593
Public Health	94	\$20,673	382	\$673,598	346	\$876,370	596	\$951,832
Scholar. & Student Progs.	340	\$162,622	2,002	\$4,949,097	2,149	\$3,356,824	3,357	\$4,964,114
Social Work	235	\$52,192	545	\$536,118	422	\$467,071	775	\$578,123
UW Alumni Association	1,562	\$76,528	11,429	\$556,473	10,876	\$500,117	20,482	\$1,034,131
University Press	44	\$29,170	278	\$249,692	226	\$199,986	357	\$465,799
University Support	303	\$734,093	1,307	\$6,122,541	891	\$5,589,756	2,199	\$9,529,319
Washington Tech. Center								
UW Bothell	35	\$22,369	167	\$73,459	211	\$220,462	520	\$286,256
UW Tacoma	75	\$89,788	344	\$1,567,898	193	\$388,128	649	\$3,784,263
All UW Unique Total	11,515	\$10,203,490	56,548	\$148,130,742	54,572	\$91,958,042	94,742	\$151,969,925

Source: UW Office of Development

The number of donors and contribution totals (gifts only) for the major Development areas of the University are shown. Dollar values are based on donor values.

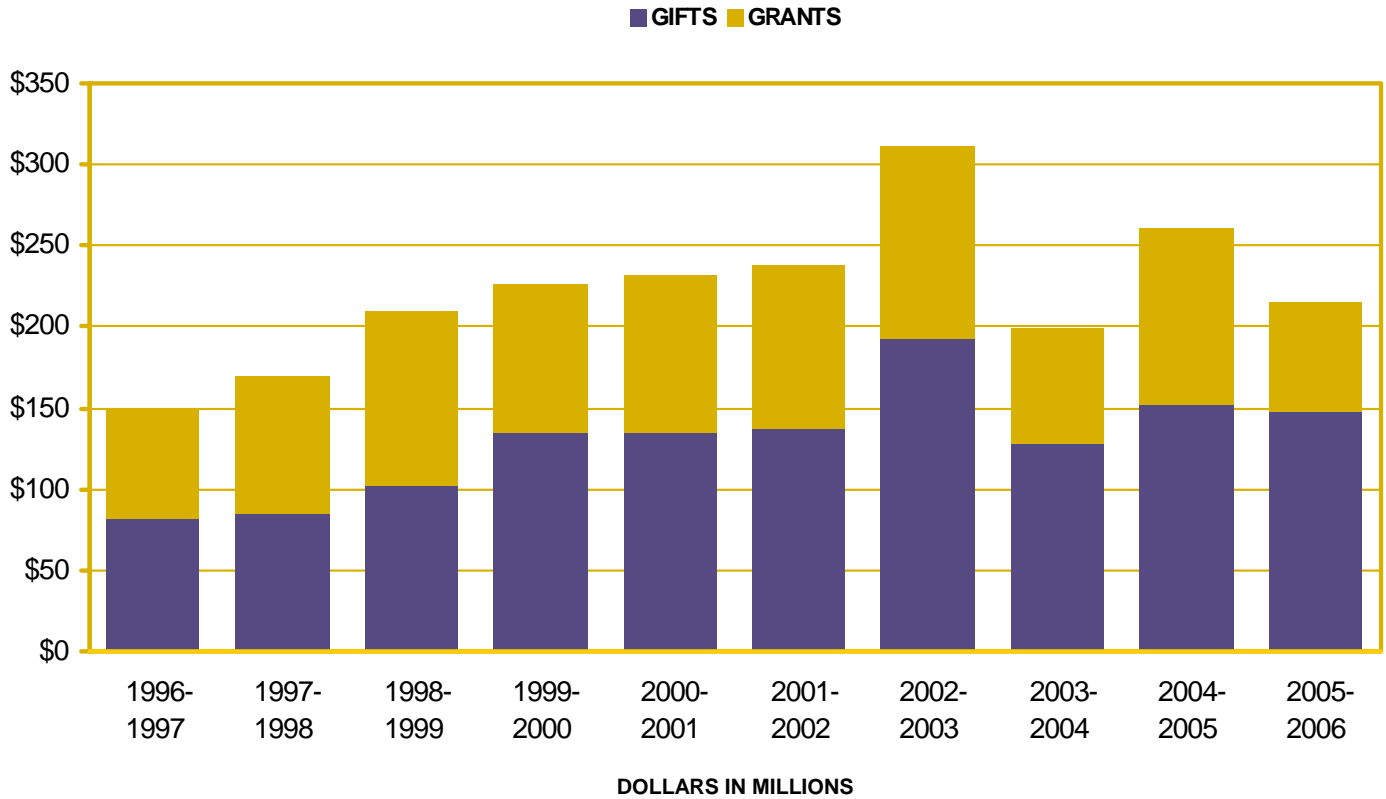
Job Number: 69073

January 2006

Development Area Summary - Gifts



COMPLETE FISCAL YEAR COMPARISON OF TOTAL CONTRIBUTIONS RECEIVED



FISCAL YEAR	GIFTS	GRANTS	TOTAL CONTRIBUTIONS
2005- 2006	\$148,130,742	\$66,725,705	\$214,856,446
2004- 2005	\$151,969,925	\$108,802,371	\$260,772,296
2003- 2004	\$128,174,367	\$71,603,323	\$199,777,690
2002- 2003	\$192,573,183	\$118,677,722	\$311,250,905
2001- 2002	\$137,959,340	\$100,820,547	\$238,779,887
2000- 2001	\$134,805,190	\$97,112,979	\$231,918,169
1999- 2000	\$134,037,997	\$91,536,165	\$225,574,162
1998- 1999	\$102,925,077	\$107,619,586	\$210,544,663
1997- 1998	\$84,718,016	\$85,276,615	\$169,994,631
1996- 1997	\$81,892,963	\$67,425,874	\$149,318,837

Source: UW Office of Development

This graph compares the current fiscal year's contribution totals to each of the previous nine fiscal year's contribution totals.

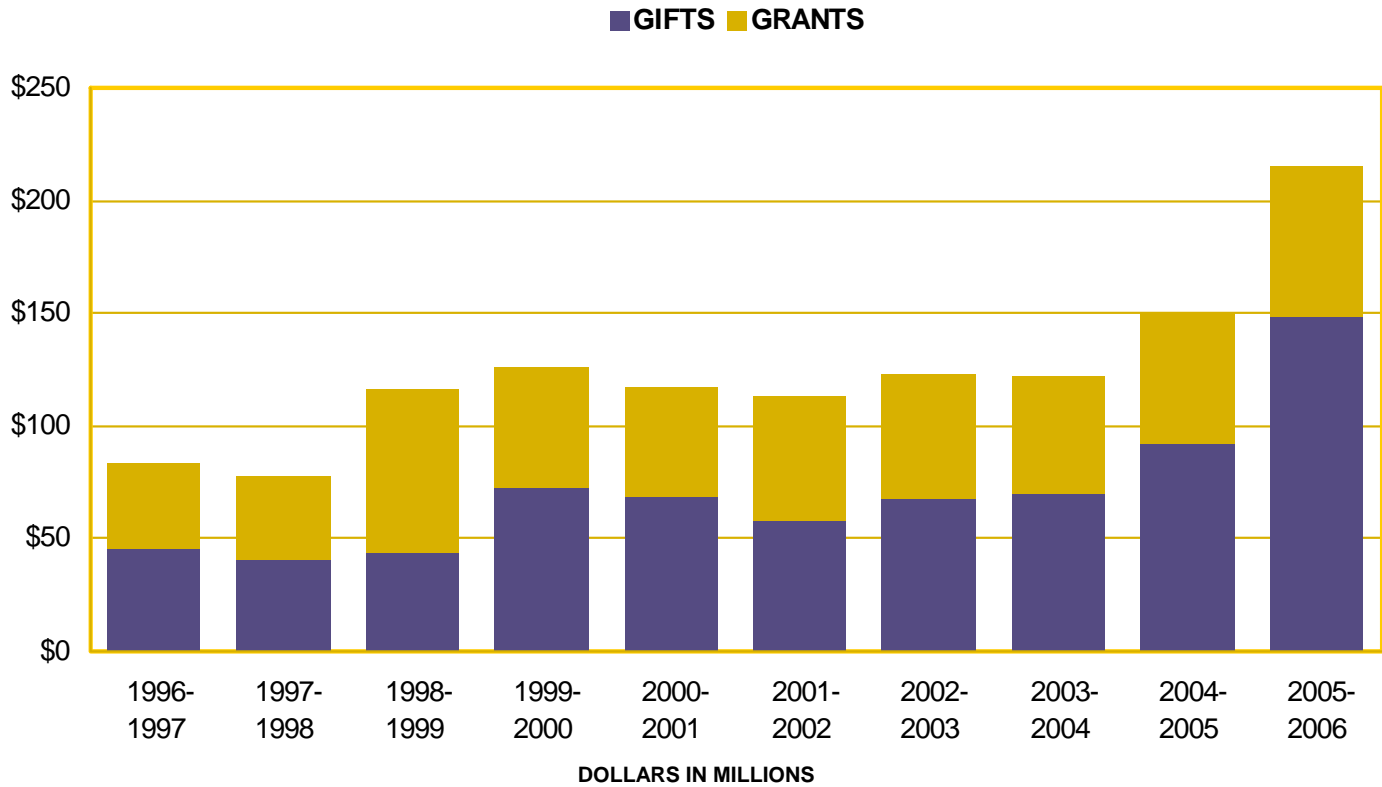
Job Number: 69073

January 2006

Fiscal Year Totals Graph



YEAR TO DATE CONTRIBUTION TOTALS



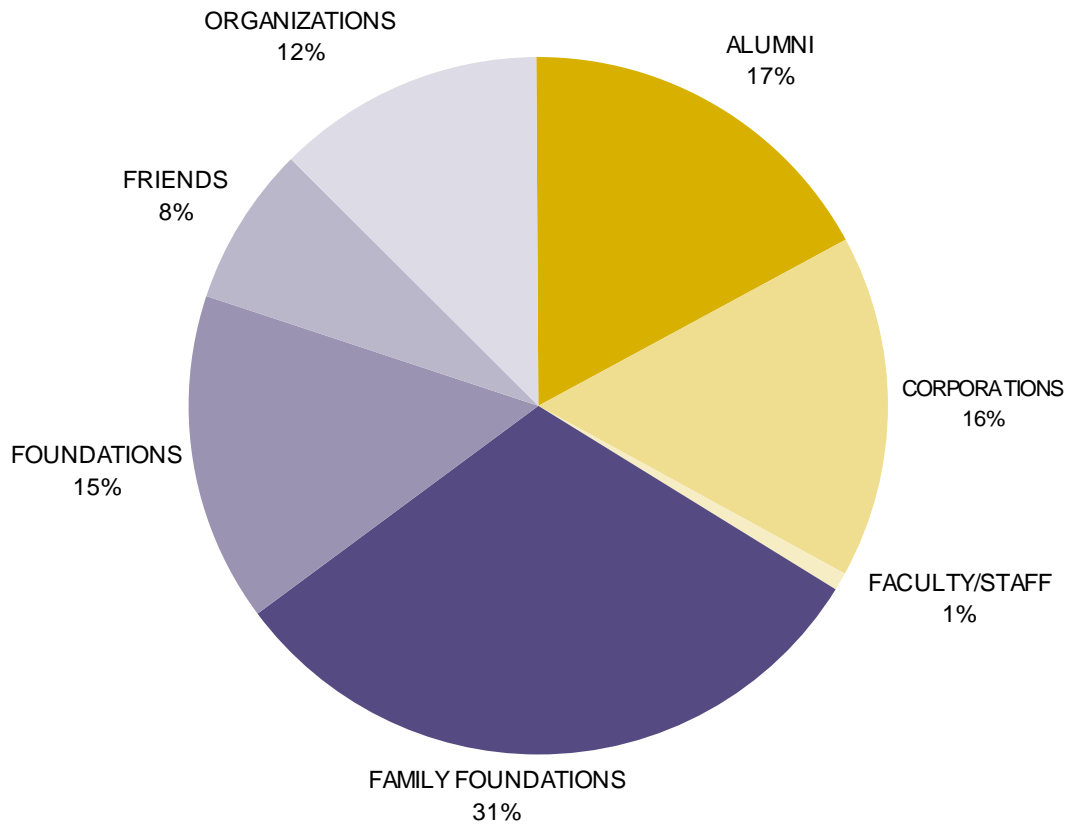
FISCAL YEAR	GIFTS	GRANTS	TOTAL CONTRIBUTIONS
2005- 2006	\$148,130,742	\$66,725,705	\$214,856,446
2004- 2005	\$91,958,042	\$58,146,002	\$150,104,044
2003- 2004	\$69,490,009	\$52,323,959	\$121,813,968
2002- 2003	\$67,592,542	\$55,378,469	\$122,971,011
2001- 2002	\$58,505,478	\$54,904,965	\$113,410,444
2000- 2001	\$69,131,941	\$47,895,964	\$117,027,905
1999- 2000	\$72,873,077	\$52,757,080	\$125,630,157
1998- 1999	\$44,000,235	\$72,625,814	\$116,626,049
1997- 1998	\$41,043,163	\$36,782,437	\$77,825,600
1996- 1997	\$45,188,261	\$37,721,781	\$82,910,042

Source: UW Office of Development

This graph compares the current fiscal year's contribution totals to each of the previous nine fiscal year's contribution totals.



DEVELOPMENT ACTIVITY BY DONOR TYPE IN CURRENT FISCAL YEAR



DONOR TYPE	YEAR TO DATE		PRIOR YEAR TO DATE		PRIOR FISCAL YEAR	
	Donors	Value	Donors	Value	Donors	Value
Alumni	32,348	\$37,118,754	30,670	\$29,913,399	49,406	\$45,066,818
Corporations	2,047	\$33,824,856	2,051	\$31,955,832	3,775	\$61,273,024
Faculty/Staff	2,659	\$2,018,119	2,686	\$2,461,562	3,656	\$4,572,200
Family Foundations	141	\$66,364,377	134	\$12,509,171	176	\$20,706,692
Foundations	318	\$32,551,025	275	\$30,651,638	398	\$60,401,770
Friends	19,131	\$16,412,783	18,813	\$18,506,956	37,429	\$28,361,471
Organizations	352	\$26,566,534	344	\$24,105,486	553	\$40,390,320

Source: UW Office of Development

This graph shows the sources of contributions for the current year to date. Dollar values are based on donor value.

Job Number: 69073
 January 2006

Development Activity by Donor Type in Current Fiscal Year Chart



ALUMNI PARTICIPATION BY CONSTITUENCY

AREA	CURRENT FISCAL YEAR TO DATE			PREVIOUS FISCAL YEAR TO DATE			
	Solicitable	Donors	Partic. Rate	Solicitable	Donors	Partic. Rate	Final %
UW Seattle							
UW Medicine	16,049	2,230	13.9%	15,842	2,293	14.5%	21.5%
Architecture	7,393	945	12.8%	7,192	829	11.5%	18.5%
Arts and Sciences	126,129	13,552	10.7%	121,216	12,661	10.4%	16.7%
Business School	34,923	4,773	13.7%	34,015	4,607	13.5%	22.4%
Dentistry	4,388	869	19.8%	4,301	803	18.7%	29.0%
Education	18,434	2,286	12.4%	18,677	2,190	11.7%	20.0%
Engineering	30,120	3,326	11.0%	29,399	3,111	10.6%	17.0%
Evans School of Public Affairs	1,964	270	13.7%	1,872	260	13.9%	24.4%
Forest Resources	4,446	521	11.7%	4,382	490	11.2%	17.7%
Interdisc. Grad. Programs	1,296	144	11.1%	1,161	128	11.0%	20.3%
Interdisc. Undergrad. Programs	119	7	5.9%	67	5	7.5%	17.9%
Interschool Programs	286	30	10.5%	241	29	12.0%	17.4%
Information School	3,976	653	16.4%	3,786	610	16.1%	22.7%
Law	7,320	1,253	17.1%	7,070	1,150	16.3%	24.8%
School of Nursing	8,181	1,401	17.1%	7,976	1,379	17.3%	24.5%
Ocean & Fisheries	3,642	455	12.5%	3,560	435	12.2%	18.7%
Pharmacy	3,255	619	19.0%	3,147	596	18.9%	30.4%
Public Health	3,766	460	12.2%	3,139	428	13.6%	22.7%
Social Work	5,804	660	11.4%	5,707	564	9.9%	17.4%
UW Bothell	4,324	276	6.4%	3,580	261	7.3%	13.7%
UW Tacoma	4,892	254	5.2%	4,016	210	5.2%	13.2%
Unspecified	11,097	1,564	14.1%	11,614	1,664	14.3%	24.0%
All UW Total	276,793	32,348	11.7%	67,179	30,669	11.5%	18.5%

Source: UW Office of Development

Job Number: 69073
January 2006

Alumni Participation

