

VII. STANDING COMMITTEES

B. Finance, Audit and Facilities Committee

UW

**Report of
Contributions**

University of Washington
University of Washington Foundation

April 2006

NOTES AS OF APRIL 30, 2006

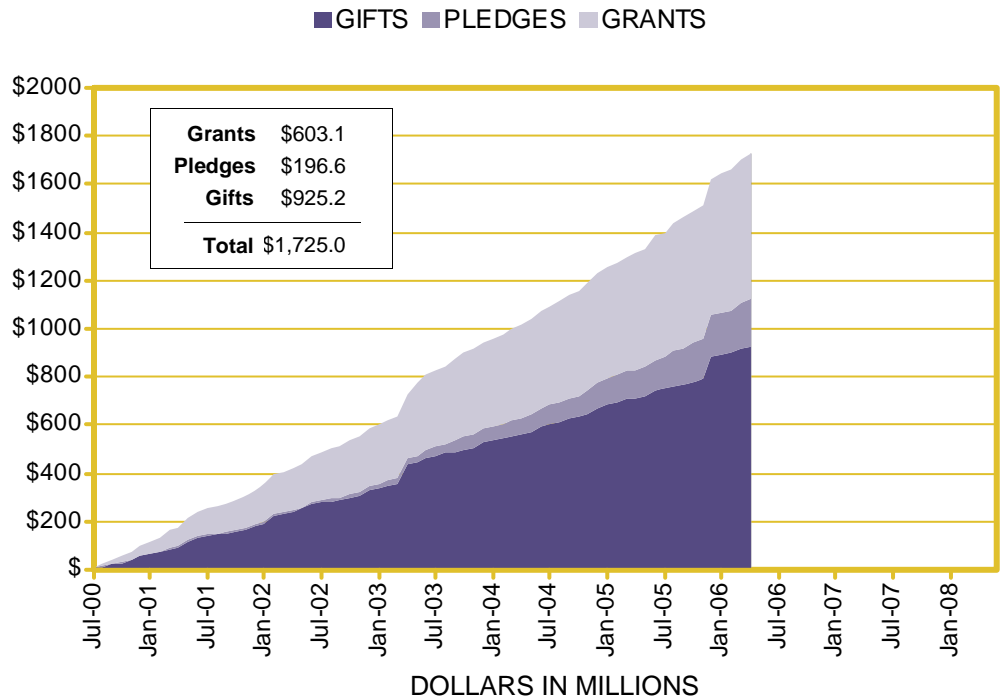
DATA POINTS

\$1,724,987,003 has been raised toward our campaign goal of \$2 billion.

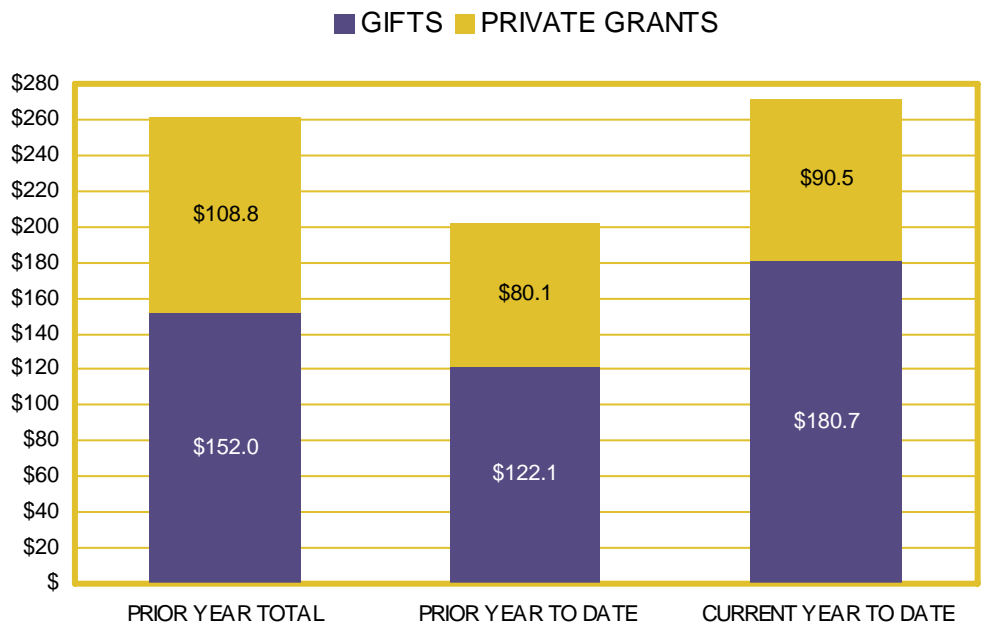
The UW received \$16.1 million in total private voluntary support (\$7.7 million in gifts and \$8.4 in grants) in April.

Areas including Architecture, Dentistry, Engineering, Forest Resources, Information School, Intercollegiate Athletics, Law, Libraries, Nursing, Ocean and Fisheries, Scholar. & Student Progs., Social Work, UW Alumni Association, UW Bothell, UW Medicine and UW Tacoma are ahead of last year's year-to-date totals.

FUNDRAISING PROGRESS SINCE JULY 1, 2000



CURRENT GIFT AND PRIVATE GRANT TOTALS



APRIL 2006 GIFTS AND IMPACT

Selected gifts representing private support for one of the University of Washington's key fundraising priorities -- student, faculty, program and facility support.

Cornelius Duffie – \$15,000 to the College of Engineering

- The Thomas G. Thompson Endowed Fellowship provides support to graduate students in Chemical Engineering. One-year fellowships are awarded to students selected by the Chair of the Department of Chemical Engineering.
- The fund, established by Mr. Duffie in 1993, the fund was named for his cousin, the late Dr. Thomas Gordon Thompson. Dr. Thompson was a Chemical Engineering alumnus, then a professor and eventually founded the Oceanographic laboratories at the UW. He was recognized as one of the world's leading oceanographers and a pioneer of the chemistry of the sea.
- To date, over \$370,000 has been contributed to the endowment - the majority by Mr. Duffie ('41), former president and CEO of Willamette Industries. He is a former member of the UW Foundation Board.

Gladys and Sam Rubinstein – \$100,000 to the College of Arts and Sciences

- Mr. and Mrs. Rubinstein's gift will help fund a new endowed chair in the School of Art, to be named for UW alumnus Dale Chihuly.
- Chihuly, a Tacoma native, is known for revolutionizing the Studio Glass movement by introducing collaborative teams and a division of labor within the creative process. He established the Pilchuck Glass School in Stanwood in 1971, and since then has taught and inspired glass artists around the country.
- One of his best known works is The Bridge of Glass, a 500-foot-long pedestrian bridge linking downtown Tacoma to the city's waterfront.
- The University seeks to establish a new glass program within the School of Art, and hopes to launch a search for the Chihuly chair in Summer 2006.

Tulalip Tribes – \$150,000 to the School of Law

- For the past three years, a partnership between the University of Washington School of Law and the Tulalip Tribes has enabled faculty and students to provide needed service close to home while becoming national leaders in Indian law. This gift to The Native American Law Center Fund provides general support to the Center, to be used at the discretion of the director, Robert Anderson.
- Support from the Tulalip Tribes also helps to fund the Tribal Courts Criminal Defense Clinic, one of 11 law clinics at the School. Each year, ten students working under the direction of faculty gain experience in criminal defense, prosecution, and Indian law by representing defendants before the Tulalip Tribal Courts.
- The Native American Law Center encourages Native Americans and others with an interest in Indian law to attend law school. It is also a resource to Indian tribes, other governments and individuals in the Pacific Northwest, Alaska and across the country.





REPORT OF CONTRIBUTIONS

April 2006

CAMPAIGN UW: CREATING FUTURES

Report prepared by: Office of Development and Alumni Relations
Advancement Services, Information Management

5/5/2006 03:55 PM

TABLE OF CONTENTS

Campaign Progress to Date*	1
Campaign Progress by Giving Level*	2
Campaign Progress Pyramid*	3
Campaign Progress by Constituency*	4
Campaign Theme Progress*	5
Development Area Summary - Total Private Voluntary Support	6
Development Area Summary - Gifts and Private Grants	7
Development Area Summary - Gifts	8
Complete Fiscal Year Comparison	9
Year to Date Contribution Totals	10
Development Activity by Donor Type	11
Alumni Participation by Constituency	12

*All Campaign totals represented are from July 1, 2000 through the end of the preceding calendar month. Please note that grant revenue totals in Campaign Reports may contain clinical trials. Fundraising totals from all affiliated non-profit organizations are also included in UW Campaign totals.

The UW Campaign Executive Committee developed the counting policy for Campaign reports, based on Council for Advancement and Support of Education (CASE) campaign counting standards.

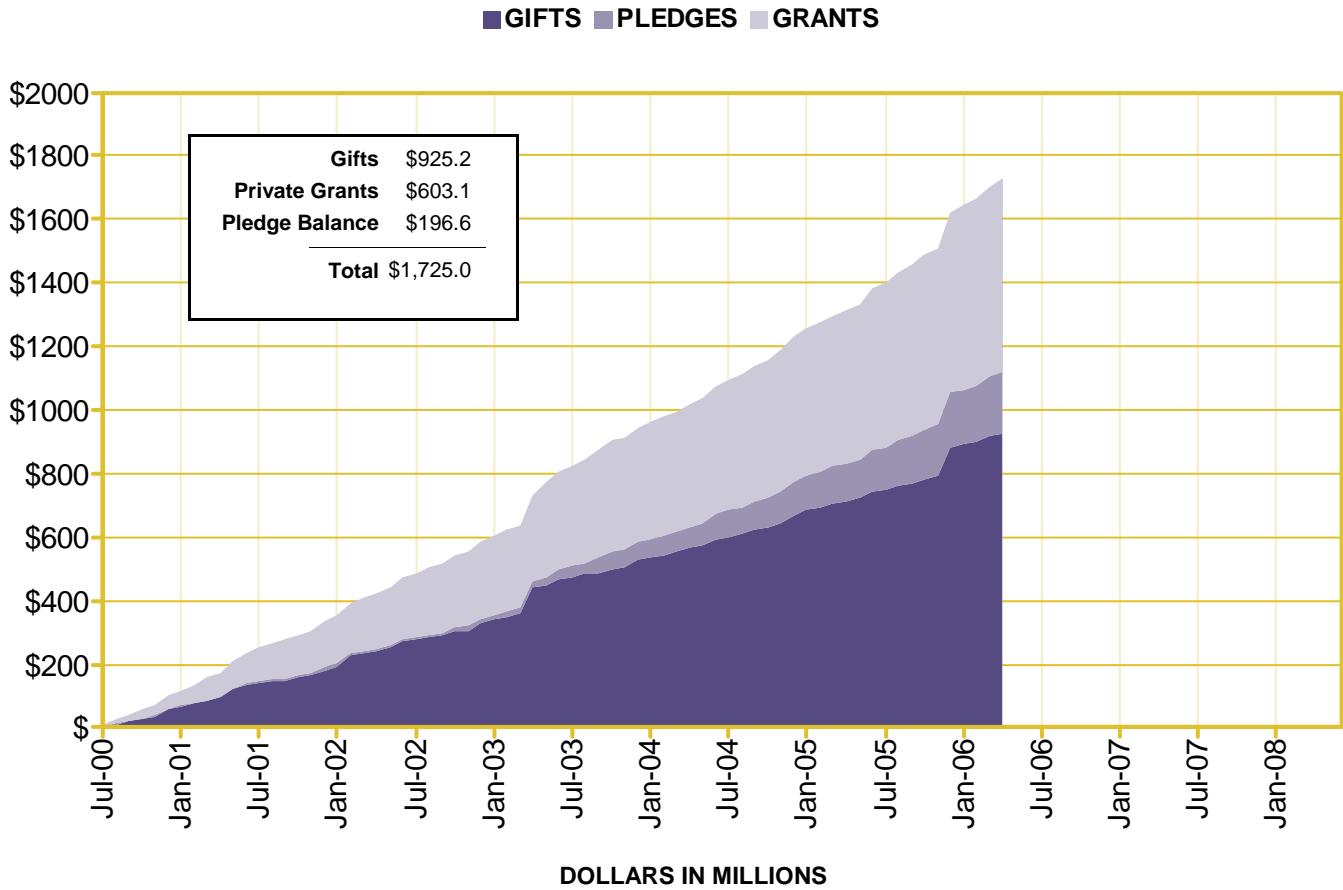
Annual reporting is July 1, 2005 through the end of the preceding calendar month.

Job Number: 70504
April 2006

Table of Contents



CAMPAIGN PROGRESS SINCE JULY 1, 2000



Source: UW Office of Development

Summarizes Total Private Voluntary Support since July 1, 2000. Testamentary Commitments included in Pledge Balance total. All dollar totals in millions.

Job Number: 70504
 April 2006

Fundraising Progress Since July 1, 2000



CAMPAIGN PROGRESS BY GIVING LEVEL

DOLLARS RAISED							
Gifts, Pledges & Grants							
Giving Level *	Alumni	Non Alumni	Family Fndns.	Corporations	Foundations	Other Orgs.	Total
\$100M+	\$0	\$32,720	\$201,422,682	\$0	\$0	\$0	\$201,455,402
\$50M - \$99,999,999	\$0	\$0	\$0	\$0	\$0	\$0	\$0
\$10M - \$49,999,999	\$42,516,205	\$58,708,111	\$20,527,500	\$52,905,682	\$92,506,170	\$11,491,687	\$278,655,355
\$5M - \$9,999,999	\$23,124,854	\$5,111,250	\$965,000	\$53,473,015	\$30,761,599	\$67,346,763	\$180,782,480
\$1M - \$4,999,999	\$97,258,970	\$51,885,574	\$25,600,592	\$112,198,729	\$106,052,801	\$73,429,291	\$466,425,957
\$100,000 - \$999,999	\$85,372,319	\$66,855,680	\$22,323,135	\$110,770,026	\$56,964,110	\$50,789,211	\$393,074,482
\$25,000 - \$99,999	\$22,782,231	\$17,408,683	\$2,885,511	\$27,572,085	\$6,758,496	\$9,029,826	\$86,436,832
\$10,000 - \$24,999	\$15,256,049	\$11,391,171	\$922,880	\$8,881,120	\$1,375,023	\$2,138,503	\$39,964,747
\$5,000 - \$9,999	\$10,872,605	\$8,307,567	\$267,193	\$4,633,102	\$570,765	\$649,703	\$25,300,934
\$2,000 - \$4,999	\$9,072,638	\$7,314,479	\$76,508	\$3,134,701	\$264,956	\$439,513	\$20,302,794
\$1,000 - \$1,999	\$4,940,168	\$3,942,260	\$23,676	\$1,327,786	\$71,951	\$196,705	\$10,502,547
\$500 - \$999	\$4,616,408	\$3,406,251	\$4,460	\$651,675	\$28,524	\$86,399	\$8,793,717
\$250 - \$499	\$3,186,291	\$2,179,832	\$900	\$285,008	\$8,632	\$40,815	\$5,701,479
\$100 - \$249	\$2,833,473	\$1,913,174	\$2,365	\$262,309	\$8,447	\$29,690	\$5,049,458
\$1 - \$99	\$1,327,801	\$1,134,493	\$189	\$67,814	\$998	\$9,525	\$2,540,819
Total	\$323,160,012	\$239,591,245	\$275,022,591	\$376,163,052	\$295,372,473	\$215,677,631	\$1,724,987,003
DONOR COUNTS							
Giving Level	Alumni	Non Alumni	Family Fndns.	Corporations	Foundations	Other Orgs.	Total
\$100M+	0	2	1	0	0	0	3
\$50M - \$99,999,999	0	0	0	0	0	0	0
\$10M - \$49,999,999	9	7	2	4	6	1	29
\$5M - \$9,999,999	6	6	1	8	5	9	35
\$1M - \$4,999,999	83	79	13	54	44	41	314
\$100,000 - \$999,999	485	524	71	419	173	172	1,844
\$25,000 - \$99,999	905	885	64	610	142	184	2,790
\$10,000 - \$24,999	1,849	1,745	61	663	95	145	4,558
\$5,000 - \$9,999	2,798	2,518	47	777	94	103	6,337
\$2,000 - \$4,999	4,808	4,870	27	1,193	90	156	11,144
\$1,000 - \$1,999	5,714	5,703	21	1,200	61	171	12,870
\$500 - \$999	9,685	8,910	10	1,198	46	147	19,996
\$250 - \$499	11,870	9,966	3	992	28	132	22,991
\$100 - \$249	22,605	19,117	16	2,052	59	234	44,083
\$1 - \$99	36,459	38,672	4	1,745	22	276	77,178
Total	97,276	93,004	341	10,915	865	1,771	204,172


Source: UW Office of Development & Alumni Relations

This report shows the count of distinct donors and campaign total by giving level and donor type since July 1, 2000.

**"Giving Level" is determined by summing all gift record types (including grants)



CAMPAIGN PROGRESS BY PYRAMID, SINCE JULY 1, 2000



204,172 Donor Count

Campaign Total: \$1,724,987,003

*Campaign Working Goal: \$2,000,000,000

Percent Complete: 86.2%

Source: UW Office of Development

The counts of distinct donors and fundraising totals by giving level are shown.

*Unit campaign goals are still being finalized.

Pyramid Levels are determined by summing all gift record types (including grants)



CAMPAIGN PROGRESS BY CONSTITUENCY

	GIFTS	Irrevocable Deferred Gifts		PLEDGES	Testamentary Commitments		GRANTS	Campaign - Private Voluntary Support		
		Donor Value	Discount Value		Donor Value	Discount Value		TOTAL	Working Goal	% of Goal
UW Medicine	\$263,511,077	\$11,148,133	\$5,932,972	\$20,037,218	\$21,232,853	\$6,835,823	\$299,730,297	\$615,659,579	\$1,000,000,000	61.6%
Architecture	\$6,840,534	\$2,244,117	\$658,000	\$1,684,284	\$2,000,000	\$1,142,468	\$3,701,923	\$16,470,857	\$19,000,000	86.7%
Arts and Sciences	\$89,068,755	\$6,461,274	\$3,961,647	\$10,729,693	\$34,584,000	\$21,521,551	\$61,999,882	\$202,843,603	\$240,000,000	84.5%
Broadcast Services	\$39,257,116	\$0	\$0	\$15,603	\$0	\$0	\$0	\$39,272,719	N/A	N/A
Business School	\$52,359,651	\$1,024,449	\$709,750	\$25,884,927	\$3,575,271	\$2,314,198	\$266,790	\$83,111,088	\$135,000,000	61.6%
Dentistry	\$6,788,069	\$246,992	\$110,376	\$997,340	\$775,000	\$431,459	\$3,765,497	\$12,572,898	\$15,000,000	83.8%
Education	\$9,204,437	\$28,552	\$10,686	\$3,420,245	\$50,000	\$33,842	\$12,780,440	\$25,483,674	\$23,000,000	110.8%
Engineering	\$120,060,317	\$2,023,461	\$1,111,714	\$6,878,236	\$5,450,011	\$2,498,665	\$67,069,049	\$201,481,073	\$250,000,000	80.6%
Evans Schl. of Pub. Affairs	\$9,261,978	\$57,994	\$69,964	\$427,962	\$500,000	\$265,793	\$36,101,465	\$46,349,399	\$40,000,000	115.9%
Forest Resources	\$8,176,931	\$646,572	\$516,844	\$572,799	\$2,500,000	\$1,266,903	\$3,374,613	\$15,270,914	\$17,700,000	86.3%
Friday Harbor Labs	\$5,813,714	\$153,242	\$78,775	\$356,285	\$3,305,000	\$2,258,599	\$775,938	\$10,404,179	\$12,000,000	86.7%
Information School	\$2,720,460	\$0	\$0	\$153,660	\$100,000	\$64,666	\$875,683	\$3,849,803	\$5,000,000	77.0%
Intercollegiate Athletics	\$85,470,110	\$246,570	\$166,700	\$5,739,197	\$25,000	\$10,388	\$0	\$91,480,877	\$110,000,000	83.2%
Law	\$58,548,530	\$2,026	\$2,026	\$1,019,289	\$0	\$0	\$989,542	\$60,559,388	\$70,000,000	86.5%
Libraries	\$5,318,520	\$442,146	\$351,456	\$85,842	\$772,000	\$379,527	\$475,708	\$7,094,215	\$9,000,000	78.8%
Nursing	\$8,256,599	\$285,000	\$210,008	\$966,234	\$2,825,000	\$1,454,415	\$7,543,610	\$19,876,442	\$24,000,000	82.8%
Ocean and Fisheries	\$11,777,127	\$5,812,500	\$2,679,448	\$83,788	\$0	\$0	\$22,724,287	\$40,397,703	\$34,000,000	118.8%
Pharmacy	\$8,084,194	\$0	\$0	\$485,811	\$0	\$0	\$4,241,624	\$12,811,629	\$10,260,000	124.9%
President's Funds	\$5,307,360	\$738,472	\$543,577	\$432,402	\$2,750,000	\$1,353,977	\$0	\$9,228,235	N/A	N/A
Public Health	\$13,331,488	\$50,259	\$33,185	\$798,692	\$0	\$0	\$57,966,936	\$72,147,376	\$90,000,000	80.2%
Scholar. & Student Progs.	\$27,830,991	\$654,684	\$334,149	\$2,026,171	\$1,035,000	\$550,758	\$691,327	\$32,238,173	\$40,000,000	80.6%
Social Work	\$1,969,862	\$290,566	\$158,012	\$62,610	\$0	\$0	\$5,230,271	\$7,553,310	\$10,000,000	75.5%
University Press	\$1,819,448	\$83,788	\$62,116	\$35,812	\$1,300,000	\$1,421,362	\$0	\$3,239,047	\$3,000,000	108.0%
University Support	\$30,771,442	\$1,510,063	\$757,793	\$8,182,401	\$11,300,000	\$4,855,765	\$11,998,620	\$63,762,525	N/A	N/A
UW Bothell	\$2,116,368	\$0	\$0	\$214,092	\$0	\$0	\$750,500	\$3,080,960	\$5,700,000	54.1%
UW Tacoma	\$17,219,686	\$195,000	\$173,651	\$8,332,962	\$2,925,000	\$1,657,696	\$74,690	\$28,747,338	\$30,000,000	95.8%
All UW Total	\$890,884,762	\$34,345,859	\$18,632,849	\$99,623,555	\$97,004,135	\$50,317,855	\$603,128,692	\$1,724,987,003	\$2,000,000,000	86.2%

Source: UW Office of Development

Fundraising progress toward campaign working goals by constituency area (school/college/program). Campaign total is the sum of gifts, grants, active pledges and donor values of irrevocable deferred gifts and testamentary commitments. "N/A" is not applicable. 1 - "Pledges" are those in active status only. 2 - "Grants" are private grants only. 3 - Unit campaign working goals are still being finalized.

Job Number: 70504

April 2006

Campaign Progress by Constituency - Since July 2000



CAMPAIGN FUNDING THEME PROGRESS - JULY 2000 - PRESENT

THEME	CURRENT USE	ENDOWMENT	TOTAL
Student Support	\$79,570,869	\$144,117,967	\$223,688,836
Faculty Support	\$80,535,878	\$109,271,860	\$189,807,738
Program Support for Faculty and Students	\$759,740,467	\$112,556,022	\$872,296,489
Capital	\$259,876,195	\$1,778,269	\$261,654,464
Unrestricted	\$147,843,195	\$29,696,282	\$177,539,477
Total	\$1,327,566,605	\$397,420,399	\$1,724,987,003
Goal	\$1,600,000,000	\$400,000,000	\$2,000,000,000
% to Goal	83.0%	99.4%	86.2%

Source: UW Office of Development

This report shows contribution totals by campaign theme/priority since July 1, 2000.

Job Number: 70504
 April 2006

Campaign Theme Progress



DEVELOPMENT SUMMARY - TOTAL PRIVATE VOLUNTARY SUPPORT

AREA	YEAR TO DATE DONOR VALUES		
	GIFTS	PRIVATE GRANTS	TOTAL
UW Seattle			
UW Medicine	\$44,868,081	\$42,065,339	\$86,933,421
Architecture	\$2,936,551	\$2,179,148	\$5,115,699
Arts and Sciences	\$13,994,373	\$6,663,696	\$20,658,069
Broadcast Services	\$6,022,142		\$6,022,142
Business School	\$9,015,823	\$65,990	\$9,081,813
Dentistry	\$1,299,418	\$259,238	\$1,558,656
Education	\$1,436,317	\$1,126,181	\$2,562,498
Engineering	\$16,646,608	\$15,123,212	\$31,769,820
Evans Schl. of Pub. Affairs	\$613,084	\$4,945,560	\$5,558,644
Forest Resources	\$2,133,290	\$572,595	\$2,705,885
Graduate School	\$2,035,171	\$109,794	\$2,144,965
Information School	\$367,784	\$38,736	\$406,520
Intercollegiate Athletics	\$12,443,273		\$12,443,273
Law	\$35,936,392	\$51,598	\$35,987,990
Libraries	\$1,137,772	\$65,382	\$1,203,154
Nursing	\$1,411,743	\$938,485	\$2,350,228
Ocean and Fisheries	\$7,363,842	\$6,918,508	\$14,282,350
Pharmacy	\$1,429,528	\$232,370	\$1,661,899
President's Funds	\$659,914		\$659,914
Public Health	\$761,838	\$6,861,659	\$7,623,497
Scholar. & Student Progs.	\$7,376,815	\$66,456	\$7,443,271
Social Work	\$562,596	\$555,749	\$1,118,345
UW Alumni Association	\$863,809		\$863,809
University Press	\$395,657		\$395,657
University Support	\$6,895,334	\$957,503	\$7,852,837
UW Bothell	\$134,717	\$700,000	\$834,717
UW Tacoma	\$1,969,687	\$4,990	\$1,974,677
All UW Total	\$180,711,574	\$90,502,191	\$271,213,765

Source: UW Office of Development

Contribution totals for the major Development areas of the University are shown.

Job Number: 70504

April 2006

Development Area Summary - Total Private Voluntary Support



DEVELOPMENT SUMMARY - GIFTS AND PRIVATE GRANTS

AREA	CURRENT MONTH		YEAR TO DATE		PRIOR YEAR TO DATE		PRIOR FISCAL YEAR	
	Donors	Value	Donors	Value	Donors	Value	Donors	Value
UW Seattle								
UW Medicine	3,185	\$6,785,108	15,927	\$86,933,421	16,094	\$69,742,544	18,807	\$89,363,526
Architecture	114	\$54,677	1,150	\$5,115,699	1,052	\$830,086	1,125	\$900,689
Arts and Sciences	1,397	\$1,306,021	14,116	\$20,658,069	13,849	\$21,591,296	15,435	\$25,765,062
Broadcast Services	537	\$567,384	2,842	\$6,022,142	2,765	\$6,508,555	3,217	\$8,301,726
Business School	207	\$1,069,065	3,772	\$9,081,813	3,612	\$9,718,733	4,296	\$12,344,544
Dentistry	170	\$182,351	1,199	\$1,558,656	1,130	\$1,216,784	1,270	\$1,418,395
Education	100	\$140,075	1,645	\$2,562,498	1,369	\$3,562,313	1,475	\$7,555,540
Engineering	253	\$2,205,668	3,727	\$31,769,820	3,543	\$23,130,377	4,024	\$31,841,841
Evans Schl. of Pub. Affairs	52	\$439,375	452	\$5,558,644	647	\$9,110,434	721	\$9,948,313
Forest Resources	72	\$122,380	928	\$2,705,885	947	\$1,577,742	1,023	\$2,002,612
Graduate School	31	\$53,304	660	\$2,144,965	512	\$3,596,785	535	\$4,065,408
Information School	29	\$99,329	549	\$406,520	522	\$367,139	569	\$400,100
Intercollegiate Athletics	549	\$689,822	11,532	\$12,443,273	11,458	\$11,203,081	23,274	\$15,865,980
Law	137	\$319,452	1,670	\$35,987,990	1,486	\$1,419,398	1,728	\$1,831,593
Libraries	490	\$32,344	3,855	\$1,203,154	3,850	\$924,594	4,105	\$1,030,319
Nursing	92	\$174,282	1,675	\$2,350,228	1,538	\$2,233,575	1,627	\$2,439,883
Ocean and Fisheries	50	\$131,399	666	\$14,282,350	616	\$9,454,610	679	\$9,870,610
Pharmacy	105	\$25,675	1,145	\$1,661,899	976	\$2,367,825	1,031	\$3,133,622
President's Funds	125	\$28,258	1,604	\$659,914	1,703	\$559,058	2,237	\$693,593
Public Health	78	\$161,289	678	\$7,623,497	594	\$8,075,071	639	\$10,248,558
Scholar. & Student Progs.	357	\$929,694	2,879	\$7,443,271	3,077	\$4,741,791	3,358	\$5,087,417
Social Work	34	\$1,314	747	\$1,118,345	645	\$1,091,217	788	\$1,456,040
UW Alumni Association	2,236	\$151,036	16,872	\$863,809	16,086	\$774,250	20,482	\$1,034,131
University Press	48	\$90,500	373	\$395,657	300	\$425,659	357	\$465,799
University Support	370	\$155,017	2,173	\$7,852,837	1,516	\$7,205,565	2,202	\$9,634,062
UW Bothell	73	\$22,035	417	\$834,717	391	\$251,820	520	\$286,256
UW Tacoma	91	\$167,658	596	\$1,974,677	496	\$586,447	650	\$3,786,663
All UW Unique Total	10,432	\$16,104,526	78,378	\$271,213,765	76,167	\$202,266,764	95,227	\$260,772,296

Source: UW Office of Development

The number of donors and contribution totals for the major Development areas of the University are shown. Dollar values are based on donor values.

Job Number: 70504

April 2006

Development Area Summary - Gifts and Private Grants



DEVELOPMENT SUMMARY - GIFTS

AREA	CURRENT MONTH		YEAR TO DATE		PRIOR YEAR TO DATE		PRIOR FISCAL YEAR	
	Donors	Value	Donors	Value	Donors	Value	Donors	Value
UW Seattle								
UW Medicine	3,134	\$1,351,055	15,677	\$44,868,081	15,844	\$33,443,066	18,519	\$38,381,050
Architecture	114	\$54,677	1,147	\$2,936,551	1,050	\$447,720	1,123	\$518,323
Arts and Sciences	1,386	\$815,038	14,048	\$13,994,373	13,789	\$15,566,225	15,367	\$18,075,018
Broadcast Services	537	\$567,384	2,842	\$6,022,142	2,765	\$6,508,555	3,217	\$8,301,726
Business School	206	\$1,028,075	3,770	\$9,015,823	3,611	\$9,667,933	4,295	\$12,293,744
Dentistry	168	\$65,117	1,190	\$1,299,418	1,126	\$1,100,065	1,265	\$1,207,976
Education	98	\$33,875	1,638	\$1,436,317	1,364	\$1,468,616	1,468	\$1,809,231
Engineering	247	\$922,001	3,659	\$16,646,608	3,483	\$16,286,498	3,953	\$20,659,919
Evans Schl. of Pub. Affairs	48	\$10,746	438	\$613,084	626	\$456,354	699	\$544,233
Forest Resources	71	\$98,226	913	\$2,133,290	941	\$1,107,168	1,015	\$1,434,077
Graduate School	31	\$53,304	658	\$2,035,171	506	\$1,292,021	529	\$1,760,644
Information School	29	\$99,329	545	\$367,784	521	\$294,869	568	\$327,830
Intercollegiate Athletics	549	\$689,822	11,532	\$12,443,273	11,458	\$11,203,081	23,274	\$15,865,980
Law	136	\$288,552	1,668	\$35,936,392	1,483	\$1,274,401	1,725	\$1,686,596
Libraries	490	\$32,344	3,853	\$1,137,772	3,850	\$924,594	4,105	\$1,030,319
Nursing	90	\$14,282	1,660	\$1,411,743	1,528	\$1,456,802	1,616	\$1,569,608
Ocean and Fisheries	46	\$29,209	633	\$7,363,842	595	\$1,926,171	654	\$2,060,947
Pharmacy	105	\$25,675	1,141	\$1,429,528	971	\$1,815,261	1,024	\$2,155,260
President's Funds	125	\$28,258	1,604	\$659,914	1,703	\$559,058	2,237	\$693,593
Public Health	74	\$17,611	633	\$761,838	560	\$927,715	596	\$951,832
Scholar. & Student Progs.	357	\$929,694	2,877	\$7,376,815	3,076	\$4,618,488	3,357	\$4,964,114
Social Work	34	\$1,314	740	\$562,596	634	\$541,600	775	\$578,123
UW Alumni Association	2,236	\$151,036	16,872	\$863,809	16,086	\$774,250	20,482	\$1,034,131
University Press	48	\$90,500	373	\$395,657	300	\$425,659	357	\$465,799
University Support	369	\$145,489	2,167	\$6,895,334	1,514	\$7,200,822	2,199	\$9,529,319
UW Bothell	73	\$22,035	416	\$134,717	391	\$251,820	520	\$286,256
UW Tacoma	91	\$167,658	595	\$1,969,687	495	\$584,047	649	\$3,784,263
All UW Unique Total	10,348	\$7,732,321	77,934	\$180,711,574	75,740	\$122,122,874	94,742	\$151,969,925

Source: UW Office of Development

The number of donors and contribution totals (gifts only) for the major Development areas of the University are shown. Dollar values are based on donor values.

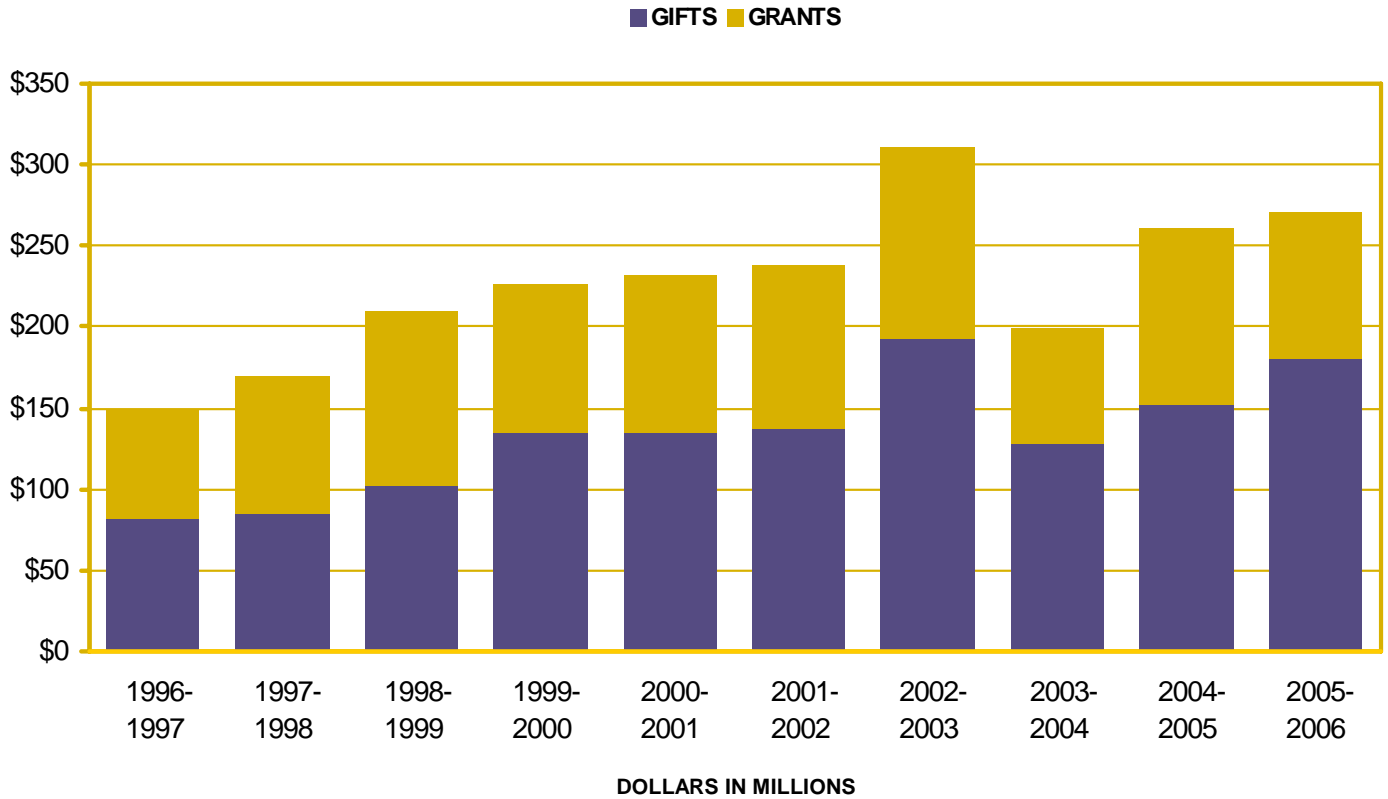
Job Number: 70504

April 2006

Development Area Summary - Gifts



COMPLETE FISCAL YEAR COMPARISON OF TOTAL CONTRIBUTIONS RECEIVED



FISCAL YEAR	GIFTS	GRANTS	TOTAL CONTRIBUTIONS
2005- 2006	\$180,711,574	\$90,502,191	\$271,213,765
2004- 2005	\$151,969,925	\$108,802,371	\$260,772,296
2003- 2004	\$128,174,367	\$71,603,323	\$199,777,690
2002- 2003	\$192,573,183	\$118,677,722	\$311,250,905
2001- 2002	\$137,959,340	\$100,820,547	\$238,779,887
2000- 2001	\$134,805,190	\$97,112,979	\$231,918,169
1999- 2000	\$134,037,997	\$91,536,165	\$225,574,162
1998- 1999	\$102,925,077	\$107,619,586	\$210,544,663
1997- 1998	\$84,718,016	\$85,276,615	\$169,994,631
1996- 1997	\$81,892,963	\$67,425,874	\$149,318,837

Source: UW Office of Development

This graph compares the current fiscal year's contribution totals to each of the previous nine fiscal year's contribution totals.

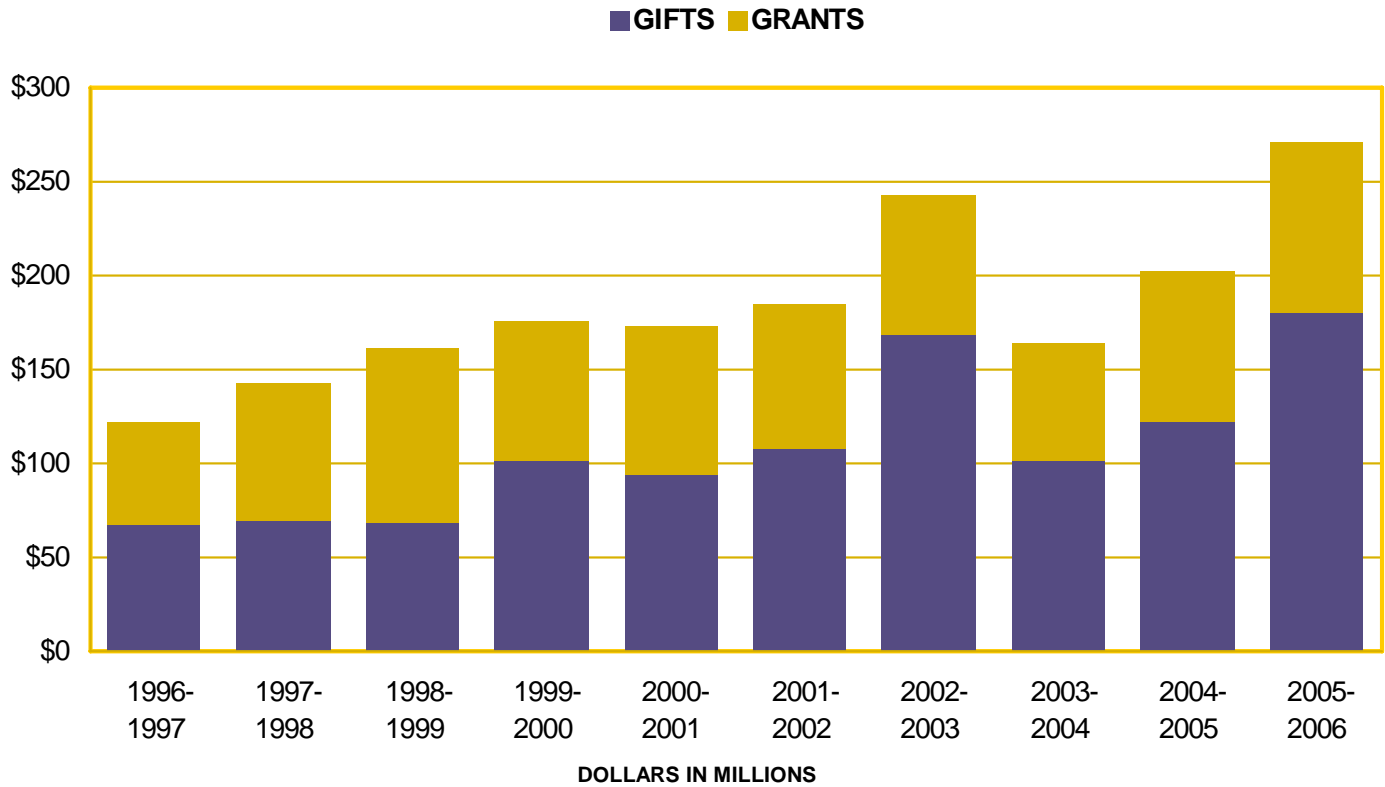
Job Number: 70504

April 2006

Fiscal Year Totals Graph



YEAR TO DATE CONTRIBUTION TOTALS



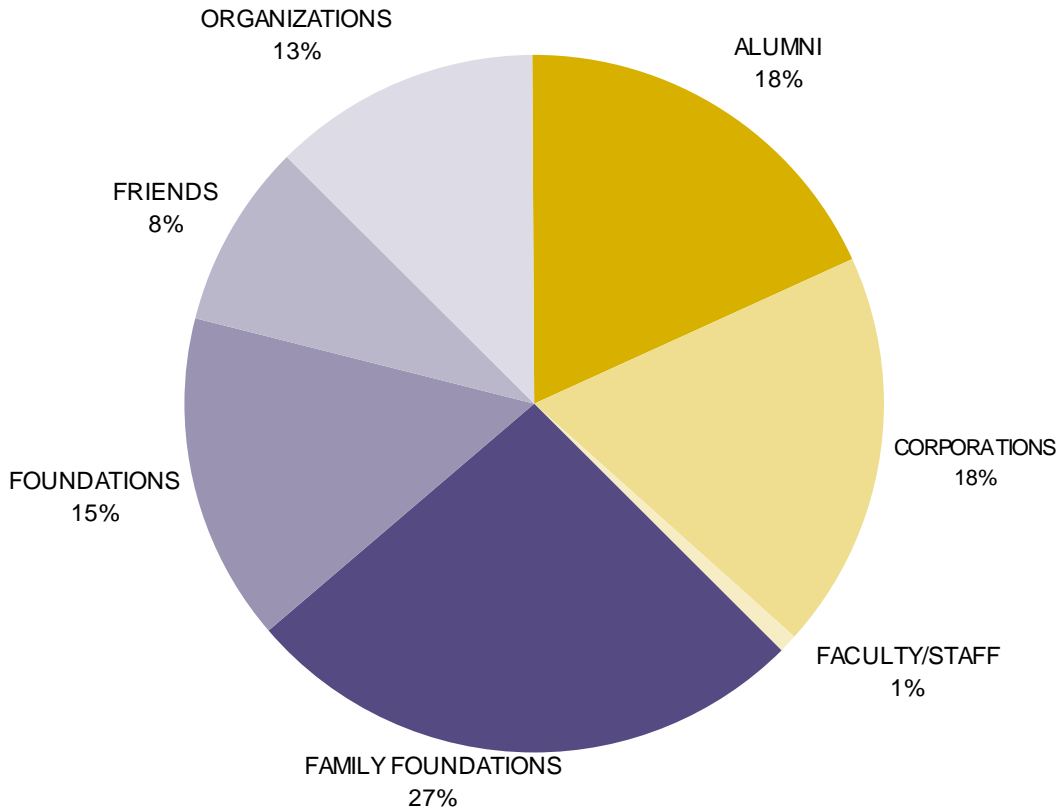
FISCAL YEAR	GIFTS	GRANTS	TOTAL CONTRIBUTIONS
2005- 2006	\$180,711,574	\$90,502,191	\$271,213,765
2004- 2005	\$122,122,874	\$80,143,890	\$202,266,764
2003- 2004	\$101,365,172	\$62,684,981	\$164,050,153
2002- 2003	\$168,025,960	\$75,232,159	\$243,258,119
2001- 2002	\$108,064,405	\$76,888,322	\$184,952,727
2000- 2001	\$94,005,546	\$78,829,602	\$172,835,148
1999- 2000	\$100,697,725	\$74,876,551	\$175,574,276
1998- 1999	\$68,118,697	\$94,018,598	\$162,137,295
1997- 1998	\$70,275,796	\$72,238,514	\$142,514,310
1996- 1997	\$68,005,595	\$53,836,266	\$121,841,861

Source: UW Office of Development

This graph compares the current fiscal year's contribution totals to each of the previous nine fiscal year's contribution totals.



DEVELOPMENT ACTIVITY BY DONOR TYPE IN CURRENT FISCAL YEAR



DONOR TYPE	YEAR TO DATE		PRIOR YEAR TO DATE		PRIOR FISCAL YEAR	
	Donors	Value	Donors	Value	Donors	Value
Alumni	42,413	\$49,419,542	41,135	\$36,265,001	49,406	\$45,066,818
Corporations	2,868	\$50,124,376	3,016	\$46,794,527	3,775	\$61,273,024
Faculty/Staff	3,049	\$2,470,682	3,026	\$3,803,049	3,656	\$4,572,200
Family Foundations	160	\$70,556,636	164	\$14,207,575	176	\$20,706,692
Foundations	402	\$41,527,365	349	\$47,537,471	398	\$60,401,770
Friends	29,146	\$23,023,543	28,132	\$23,741,873	37,429	\$28,361,471
Organizations	473	\$34,091,621	450	\$29,917,267	553	\$40,390,320

Source: UW Office of Development

This graph shows the sources of contributions for the current year to date. Dollar values are based on donor value.

Job Number: 70504
 April 2006

Development Activity by Donor Type in Current Fiscal Year Chart



ALUMNI PARTICIPATION BY CONSTITUENCY

AREA	CURRENT FISCAL YEAR TO DATE			PREVIOUS FISCAL YEAR TO DATE			
	Solicitible	Donors	Partic. Rate	Solicitible	Donors	Partic. Rate	Final %
UW Seattle							
UW Medicine	16,049	2,941	18.3%	15,842	2,983	18.8%	21.5%
Architecture	7,393	1,234	16.7%	7,192	1,128	15.7%	18.5%
Arts and Sciences	126,129	17,504	13.9%	121,216	16,846	13.9%	16.7%
Business School	34,923	6,233	17.8%	34,015	6,114	18.0%	22.4%
Dentistry	4,388	1,090	24.8%	4,301	1,057	24.6%	29.0%
Education	18,434	3,182	17.3%	18,677	3,114	16.7%	20.0%
Engineering	30,120	4,182	13.9%	29,399	4,123	14.0%	17.0%
Evans School of Public Affairs	1,964	416	21.2%	1,872	400	21.4%	24.4%
Forest Resources	4,446	676	15.2%	4,382	672	15.3%	17.7%
Interdisc. Grad. Programs	1,296	194	15.0%	1,161	191	16.5%	20.3%
Interdisc. Undergrad. Programs	119	7	5.9%	67	8	11.9%	17.9%
Interschool Programs	286	33	11.5%	241	37	15.4%	17.4%
Information School	3,976	801	20.1%	3,786	762	20.1%	22.7%
Law	7,320	1,564	21.4%	7,070	1,470	20.8%	24.8%
School of Nursing	8,181	1,725	21.1%	7,976	1,750	21.9%	24.5%
Ocean & Fisheries	3,642	605	16.6%	3,560	583	16.4%	18.7%
Pharmacy	3,255	879	27.0%	3,147	824	26.2%	30.4%
Public Health	3,766	682	18.1%	3,139	631	20.1%	22.7%
Social Work	5,804	891	15.4%	5,707	825	14.5%	17.4%
UW Bothell	4,324	491	11.4%	3,580	402	11.2%	13.7%
UW Tacoma	4,892	443	9.1%	4,016	413	10.3%	13.2%
Unspecified	11,097	2,080	18.7%	11,614	2,235	19.2%	24.0%
All UW Total	276,793	42,413	15.3%	267,179	41,134	15.4%	18.5%

Source: UW Office of Development

Job Number: 70504
April 2006

Alumni Participation

