

VII. STANDING COMMITTEES

B. Finance, Audit and Facilities Committee

Grant and Contract Awards – May, 2006

RECOMMENDED ACTION:

It is the recommendation of the administration and the Finance and Audit Committee that the Board of Regents accept the Grant and Contract Awards as presented on the attached list.

Attachment: Grant and Contract Awards Summary
Report of Grant and Contract Awards of
\$1,000,000 or More

Grant and Contract Awards Summary

to

The Board of Regents

of the

University of Washington

for

May 2006

Office of Research

Office of Sponsored Programs

Table of Contents

	Page
Award Highlights	2
Graphic Summary of Award Activity	3
Summary of Grant and Contract Awards	4
Comparison of Grant and Contract Awards by Agency	5
Comparison of Grant and Contract Awards by School/College	6
Listing of Awards for College of Arts and Sciences by Department	7
Summary of Grant Awards - Excluding Private Awards	8
Summary of Private Grant Awards	9
Summary of Contract Awards	10

MAY HIGHLIGHTS

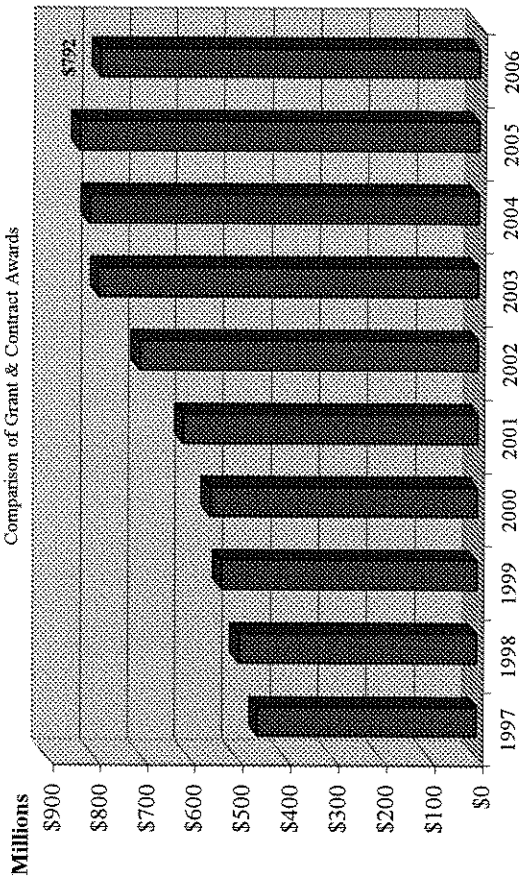
The Axio Research Corporation awarded a grant in the amount of \$284,729 for initial funding of an approximately two million dollar project under the direction of Professor Jeffrey L/ Probstfield of the Department of Medicine entitled "Atherothrombosis Intervention..." Coronary heart disease remains the leading cause of death and disability in the Western world. The economic burden of treating this and associated conditions is extremely costly. The investigators hope to demonstrate combined niacin plus statin therapy will lead to a significant approach to optimizing event-free survival in a large and growing population of high risk patients for whom current treatment is less than adequate.

The National Science Foundation awarded a grant in the amount of \$315,255 for a project under the direction of Research Professor Gerritt J. Van Den Engh of the School of Oceanography entitled "A Micro-Plankton Detector For Deployment In The Marine Environment." The purpose of this project is to develop a commercial detector for identifying and counting marine plankton that will be integrated into an instrument for extended use at sea. The detector will be supplemented with position sensitive detectors that sense the position of particles that flow through its observation area. Small particle detection is an essential aspect of a plankton counting system. The new detection system will be at least two orders of magnitude more sensitive than the older design. With the new detector the smallest and dimmest cultures will be well separated from background interference caused by scattered laser light.

The Health Resources and Services Administration (HRSA) awarded a grant in the amount of \$2,000,000 for initial funding of a five year project under the direction of Professor King K. Holmes of the Department of Medicine entitled "University of Washington/Coptic Hospital Collaborative HIV-1-Care." The purpose of this project is to undertake the improvement of care of people living with HIV/AIDS in heavily affected and low resource areas outside the United States by increasing the capacity for training of care providers including physicians, nurses, clinical administrators and other key personnel. By the end of the project period, training and technical assistance activities undertaken will serve the goal of expanding human and systemic capacity for the effective and efficient delivery of HIV/AIDS care and treatment in the countries and regions to which HRSA directs its activities.

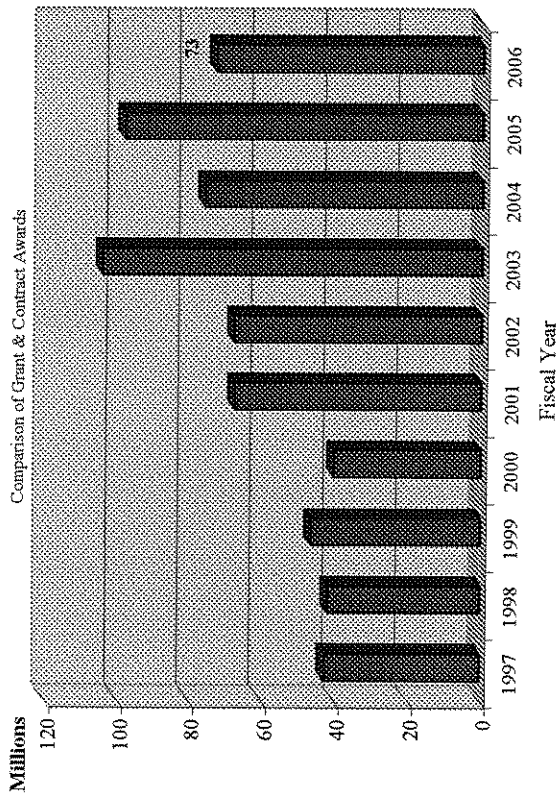
YEAR-TO-DATE

Comparison of Grant & Contract Awards



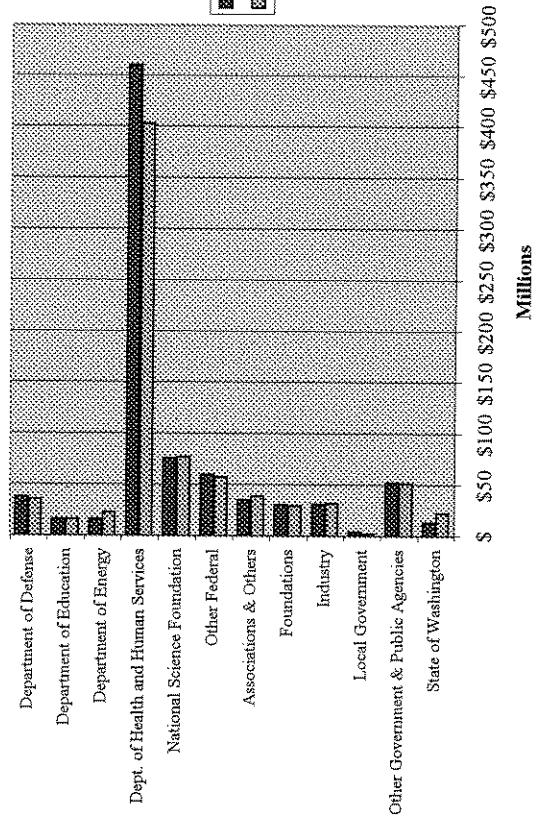
MAY ONLY

Comparison of Grant & Contract Awards



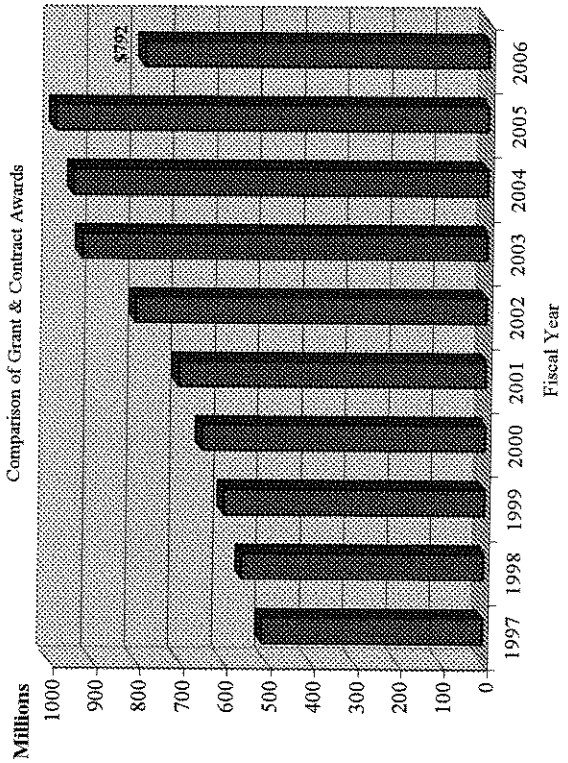
JULY THROUGH MAY

Two Year Comparison of Grant & Contract Awards



COMPLETE FISCAL YEAR

Comparison of Grant & Contract Awards



Summary of Grant and Contract Awards
Fiscal Year 2005-2006

Month	RESEARCH		TRAINING		Total
	Federal	Non-Federal	Federal	Non-Federal	Grants and Contracts
July	\$66,463,818	\$6,444,105	\$7,164,851	\$1,418,430	\$81,491,204
August	\$82,136,975	\$15,186,181	\$6,605,300	\$6,661,367	\$110,589,823
September	\$66,526,770	\$14,825,079	\$15,124,518	\$3,290,200	\$99,766,567
October	\$53,095,542	\$15,762,787	\$6,572,165	\$3,939,508	\$79,370,002
November	\$16,529,650	\$13,396,926	\$11,726,933	\$2,978,338	\$44,631,847
December	\$10,773,984	\$17,755,025	\$493,868	\$4,542,319	\$33,565,196
January	\$24,587,503	\$14,716,842	\$723,481	\$1,596,296	\$41,624,122
February	\$31,412,762	\$11,985,384	\$6,256,413	\$1,141,717	\$50,796,276
March	\$80,208,568	\$13,829,789	\$1,873,339	\$2,627,929	\$98,539,625
April	\$64,382,981	\$10,135,071	\$1,001,866	\$3,228,766	\$78,748,684
May	\$53,269,846	\$10,896,339	\$6,553,716	\$2,201,531	\$72,921,431
June					
Current Year to Date	\$549,388,399	\$144,933,527	\$64,096,450	\$33,626,401	\$792,044,777
Previous Year to Date	\$560,103,156	\$142,333,123	\$106,166,539	\$26,529,674	\$835,132,492
Over (Under) Previous Year	(\$10,714,757)	\$2,600,404	(\$42,070,089)	\$7,096,727	(\$43,087,715)

Assuming acceptance of all awards by the Board of Regents

Comparison of Grant and Contract Awards by Agency
Fiscal Years 2004-2005 and 2005-2006

Agency	July-May FY05	July-May FY06
Department of Defense	\$37,769,272	\$36,220,883
Department of Education	\$16,099,924	\$16,123,753
Department of Energy	\$16,199,724	\$23,547,820
Dept. of Health and Human Services	\$460,907,086	\$403,569,848
National Science Foundation	\$75,558,784	\$76,885,253
Other Federal	\$59,734,905	\$57,137,292
Subtotal for Federal:	\$666,269,695	\$613,484,849
Associations .Others	\$35,240,372	\$39,415,180
Foundations	\$30,882,586	\$29,550,369
Industry	\$31,721,885	\$32,388,772
Local Government	\$4,680,404	\$2,676,598
Other Government and Public Agencies	\$52,430,106	\$51,748,900
State of Washington	\$13,907,444	\$22,780,109
Subtotal for Non-Federal:	\$168,862,797	\$178,559,927
Grand Total :	\$835,132,492	\$792,044,777
Amount of Increase (Decrease):		(\$43,087,715)
Percent of Increase (Decrease):		-5.2%

Assuming acceptance of all awards by the Board of Regents

Comparison of Grant and Contract Awards by School/College
Fiscal Years 2004-2005 and 2005-2006

School/College	July-May FY05	July-May FY06
Upper Campus		
Architecture and Urban Planning	\$823,063	\$3,908,233
Arts and Science	\$67,310,527	\$68,156,908
Business Administration	\$396,250	\$421,240
Education	\$11,823,514	\$11,316,281
Engineering	\$67,292,553	\$84,352,405
Evans School of Public Affairs	\$8,925,167	\$3,596,429
Forest Resources	\$6,064,729	\$6,951,212
Graduate School	\$4,049,203	\$4,532,453
Information School	\$1,379,930	\$1,321,326
Law	\$2,306,775	\$440,715
Ocean and Fishery Sciences	\$69,363,689	\$70,724,014
Office of Research	\$16,485,207	\$16,962,712
Social Work	\$15,738,896	\$14,849,981
Undergraduate Education	\$141,666	\$117,165
Subtotal :	\$272,101,169	\$287,651,074
Health Sciences		
Dentistry	\$13,246,141	\$11,218,104
Medicine	\$401,542,196	\$372,301,575
Nursing	\$12,541,287	\$15,385,875
Pharmacy	\$13,602,820	\$9,948,692
Public Health and Community Medicine	\$72,247,051	\$68,810,521
Subtotal :	\$513,179,495	\$477,664,767
Special Programs		
Health Sciences Special Programs	\$36,756,206	\$16,482,885
Other Special Programs	\$10,924,949	\$8,131,427
Subtotal :	\$47,681,155	\$24,614,312
Branch Campuses		
Branch Campuses (Bothell)	\$1,782,187	\$1,513,636
Branch Campuses (Tacoma)	\$388,486	\$600,987
Subtotal :	\$2,170,673	\$2,114,623
Grand Total :	\$835,132,492	\$792,044,777

Assuming acceptance of all awards by the Board of Regents

List of Awards for Arts and Sciences

Department	July-May FY05	July-May FY06
Center for Humanities	\$0	\$100,000
Center for Statistics and the Social Sciences	\$876,482	\$1,410,420
Center for Studies in Demography and Ecology	\$1,474,457	\$1,319,368
College of Arts and Sciences	\$1,150,692	\$0
Department of Anthropology	\$334,398	\$1,800,429
Department of Applied Mathematics	\$522,378	\$981,664
Department of Asian Languages and Literature	\$10,000	\$140,000
Department of Astronomy	\$2,044,980	\$2,140,554
Department of Atmospheric Sciences	\$5,051,157	\$5,064,521
Department of Biology	\$4,691,333	\$7,362,366
Department of Chemistry	\$16,487,788	\$12,823,437
Department of Classics	\$0	\$30,000
Department of Communication	\$889,500	\$1,135,181
Department of Earth and Space Sciences	\$7,718,232	\$6,198,846
Department of Economics	\$18,052	\$7,250
Department of Geography	\$364,528	\$20,596
Department of Germanics	\$36,000	\$44,000
Department of History	\$120,000	\$354,000
Department of Mathematics	\$4,019,888	\$1,360,159
Department of Near Eastern Languages & Civilization	\$2,000	\$0
Department of Physics	\$10,309,356	\$8,872,137
Department of Political Science	\$290,964	\$349,966
Department of Psychology	\$5,869,007	\$7,497,796
Department of Scandinavian Languages and Literature	\$27,273	\$0
Department of Speech and Hearing Sciences	\$683,283	\$1,260,628
Department of Statistics	\$1,204,702	\$1,074,320
Halbert Robinson Center for the Study of Capable Y	\$0	\$500
Henry M. Jackson School of International Studies	\$2,127,289	\$1,650,641
Institute for Nuclear Theory	\$195,000	\$4,416,700
Language Learning Center	\$0	\$20,274
Public Performing Arts	\$73,390	\$98,350
School of Art	\$127,400	\$0
School of Music	\$11,180	\$0
Society and Justice Program	\$0	\$30,000
Sociology	\$22,718	\$410,396
Thomas Burke Memorial Washington State Museum	\$554,145	\$182,409
Undergraduate Studies	\$2,955	\$0
	\$67,310,527	\$68,156,908

Assuming acceptance of all awards by the Board of Regents

Summary of Grant Awards

Fiscal Year 2005-2006

(Excluding Private Awards from Foundations, Industry, Associations and Other)

Month	RESEARCH		TRAINING		Total Grants
	Federal	Non-Federal	Federal	Non-Federal	
July	\$63,379,387	\$2,308,194	\$7,159,851	\$368,324	\$73,215,756
August	\$81,212,598	\$5,167,397	\$6,185,083	\$1,116,369	\$93,681,447
September	\$64,172,453	\$4,008,427	\$14,974,336	\$859,951	\$84,015,167
October	\$47,210,635	\$4,970,887	\$5,793,886	\$1,715,466	\$59,690,874
November	\$13,731,096	\$5,729,102	\$10,643,700	\$435,777	\$30,539,675
December	\$10,043,736	\$5,368,829	\$414,736	\$1,628,842	\$17,456,143
January	\$19,718,642	\$3,392,647	\$225,411	\$422,201	\$23,758,901
February	\$29,373,775	\$3,282,531	\$5,484,530	\$281,087	\$38,421,923
March	\$79,617,768	\$4,941,080	\$1,537,756	\$701,378	\$86,797,982
April	\$60,724,563	\$2,512,765	\$438,459	\$1,128,617	\$64,804,404
May	\$49,582,965	\$3,624,994	\$6,184,435	\$511,898	\$59,904,292
June					
Year to Date	\$518,767,618	\$45,306,853	\$59,042,183	\$9,169,910	\$632,286,564

Assuming acceptance of all awards by the Board of Regents

Summary of Grant Awards

Fiscal Year 2005-2006

(Private Awards from Foundations, Industry, Associations and Other)

Month	RESEARCH	TRAINING	Total Grants
July	\$2,778,247	\$341,543	\$3,119,790
August	\$6,311,912	\$2,075,600	\$8,387,512
September	\$6,422,372	\$2,206,643	\$8,629,015
October	\$6,012,089	\$1,082,512	\$7,094,601
November	\$5,856,127	\$2,115,378	\$7,971,505
December	\$9,813,819	\$2,757,138	\$12,570,957
January	\$9,616,281	\$674,697	\$10,290,978
February	\$6,409,330	\$466,196	\$6,875,526
March	\$5,147,729	\$1,082,529	\$6,230,258
April	\$3,187,789	\$1,470,011	\$4,657,800
May	\$5,013,454	\$905,098	\$5,918,552
June			
Year to Date	\$66,569,147	\$15,177,345	\$81,746,492

Assuming acceptance of all awards by the Board of Regents

Summary of Contract Awards

Fiscal Year 2005-2006

Month	RESEARCH		TRAINING		Total Contracts
	Federal	Non-Federal	Federal	Non-Federal	
July	\$3,084,431	\$1,357,664	\$5,000	\$708,563	\$5,155,658
August	\$924,377	\$3,706,872	\$420,217	\$3,469,398	\$8,520,864
September	\$2,354,317	\$4,394,280	\$150,182	\$223,606	\$7,122,385
October	\$5,884,907	\$4,779,812	\$778,279	\$1,141,530	\$12,584,528
November	\$2,798,554	\$1,811,697	\$1,083,233	\$427,183	\$6,120,667
December	\$730,248	\$2,572,377	\$79,132	\$156,339	\$3,538,096
January	\$4,868,861	\$1,707,914	\$498,070	\$499,398	\$7,574,243
February	\$2,038,987	\$2,293,523	\$771,883	\$394,434	\$5,498,827
March	\$590,800	\$3,740,980	\$335,583	\$844,022	\$5,511,385
April	\$3,658,418	\$4,434,517	\$563,407	\$630,138	\$9,286,480
May	\$3,686,881	\$2,257,891	\$369,281	\$784,535	\$7,098,588
June					
Year to Date	\$30,620,781	\$33,057,527	\$5,054,267	\$9,279,146	\$78,011,721

Assuming acceptance of all awards by the Board of Regents

**Report of Grant and Contract Awards
Of \$1,000,000 or More**

May 2006

**Requiring Action of
The Board of Regents**

**of the
University of Washington**

**Office of Research
Office of Sponsored Programs**

Table of Contents

	Page
Detail of Grant Awards - Excluding Private Grants	2
Detail of Private Grants	4
Detail of Contracts	5

Detail of Grant Awards (Excluding Private Awards) for
May 2006

FEDERAL

DEPARTMENT OF ENERGY

U.S. Department of Energy

To: ALAN L. HOFFMAN, PROFESSOR \$1,600,000
DEPARTMENT OF AERONAUTICS AND ASTRONAUTICS
For: ROTATING MAGNETIC FIELD GENERATION AND SUSTAINMENT OF FRCS USING TCS/UPGRADE

Eff: 1/7/2001

Department of Energy Subtotal:

\$1,600,000

DEPT. OF HEALTH AND HUMAN SERVICES

Centers for Disease Control

To: GRACE JOHN-STEWART, ASSOCIATE PROFESSOR \$1,220,000
DEPARTMENT OF MEDICINE
For: UNIVERSITY OF WASHINGTON/COPTIC HOSPITAL COLLABORATIVE HIV-1 CARE

Eff: 4/1/2006

Health Resources and Services Administration

To: KING K. HOLMES, PROFESSOR \$2,000,000
DEPARTMENT OF MEDICINE
For: INTERNATIONAL AIDS EDUCATION AND TRAINING CENTER

Eff: 4/1/2006

National Institutes of Health

To: HARVEY CHECKOWAY, PROFESSOR \$2,635,030
DEPARTMENT OF ENVIRONMENTAL HEALTH
For: EFFECT-RELATED BIOMARKERS OF TOXIC EXPOSURE

Eff: 4/1/2006

To: JAMES I. MULLINS, PROFESSOR \$1,801,614
DEPARTMENT OF MICROBIOLOGY
For: SEATTLE PRIMARY INFECTION PROGRAM: IMMUNOLOGY AND VIROLOGY OF ACUTE HIV INFECTION

Eff: 4/1/2006

**Detail of Grant Awards (Excluding Private Awards) for
May 2006**

To: ROBERT E. BRAUN, ASSOCIATE PROFESSOR \$1,697,334
GENOME SCIENCES
For: SCCPRR: CLINICAL AND BASIC STUDIES IN MALE REPRODUCTION
Eff: 4/1/2006

To: STANLEY C. FROEHNER, PROFESSOR/CHAIR \$1,323,843
DEPARTMENT OF PHYSIOLOGY AND BIOPHYSICS
For: MOLECULAR AND CELLULAR THERAPIES FOR MUSCULAR DYSTROPHY
Eff: 4/1/2006

Dept. of Health and Human Services Subtotal: \$10,677,821

OTHER FEDERAL

U.S. Department of Commerce

To: LOUIE S. ECHOLS, DIRECTOR \$2,617,800
WASHINGTON SEA GRANT PROGRAM
For: WSG: PROGRAM PLAN FOR RENEWAL OF SEA GRANT COLLEGE SUPPORT, 2004-2006
Eff: 6/1/2005

Other Federal Subtotal: \$2,617,800

Total for Federal: \$14,895,621

Detail of Private Grant Awards for
May 2006

PRIVATE

FOUNDATIONS

Gordon and Betty Moore Foundation

To: BABAK AMIRPARVIZ, ASSISTANT PROFESSOR \$1,545,338
DEPARTMENT OF ELECTRICAL ENGINEERING
For: PDA-SIZED REAL-TIME DNA SEQUENCING FOR FIELD MICRO-BIOLOGY AND OTHER APPLICATIONS
(ELECTRONIC SEQUENCING OF DNA)
Eff: 3/16/2006

Foundations Subtotal:

\$1,545,338

Total for Private:

\$1,545,338

Detail of Contract Awards for
May 2006

FEDERAL

DEPARTMENT OF DEFENSE

U.S. Department of the Navy

To: JAN A. NEWTON, AFFILIATE ASSISTANT PROFESSOR \$1,685,000
APPLIED PHYSICS LABORATORY
For: HOOD CANAL LOW DISSOLVED OXYGEN PROGRAM-INTEGRATED ASSESSMENT AND MODELING

Eff: 2/18/2005

Department of Defense Subtotal:

\$1,685,000

Total for Federal:

\$1,685,000

Total Awards \$1,000,000 or Greater:

\$18,125,959