

VII. STANDING COMMITTEES

B. Finance, Audit and Facilities Committee

**UW**

---

**Report of Contributions**

University of Washington  
University of Washington Foundation

May 2006

---

NOTES AS OF MAY 31, 2006

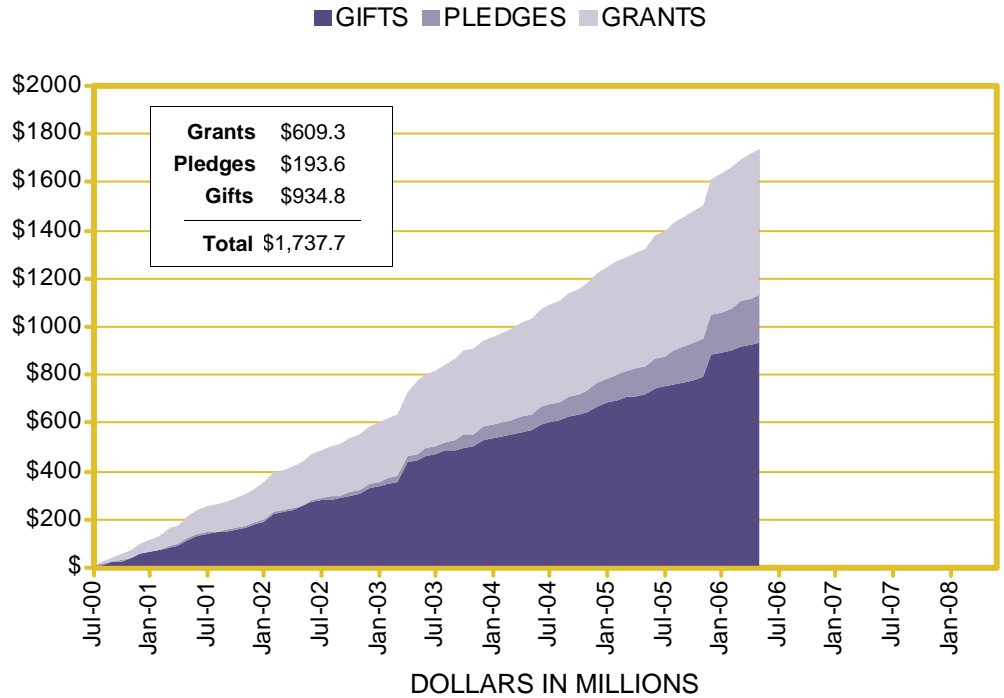
**DATA POINTS**

\$1,737,718,785 has been raised toward our campaign goal of \$2 billion.

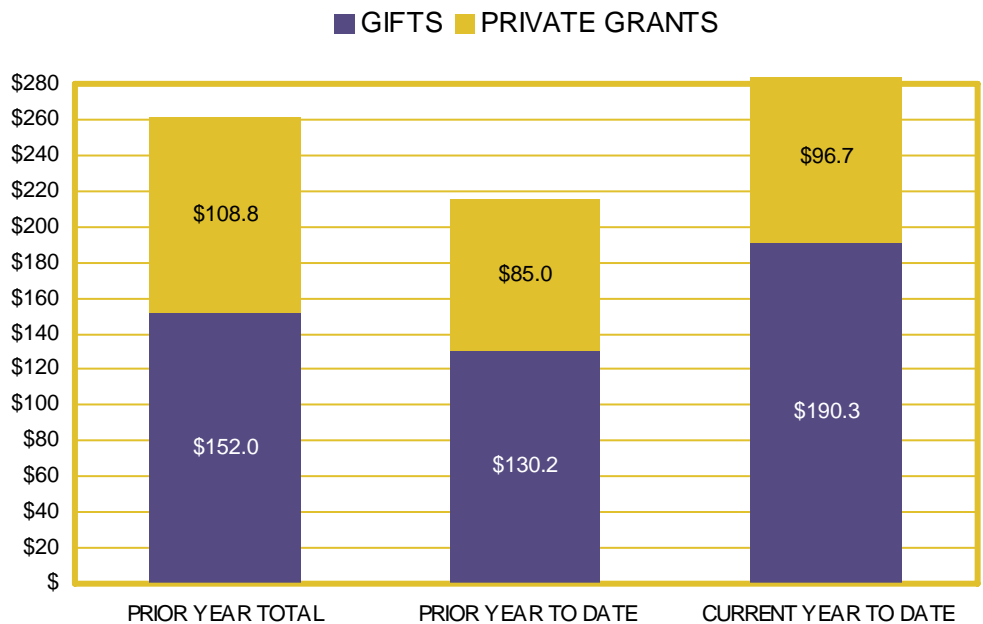
The UW received \$16.4 million in total private voluntary support (\$9.8 million in gifts and \$6.6 in grants) in May.

Areas including Architecture, Dentistry, Engineering, Forest Resources, Information School, Intercollegiate Athletics, Law, Libraries, Nursing, Ocean and Fisheries, Scholar. & Student Progs., UW Alumni Association, UW Bothell, UW Medicine and UW Tacoma are ahead of last year's year-to-date totals.

**FUNDRAISING PROGRESS SINCE JULY 1, 2000**



**CURRENT GIFT AND PRIVATE GRANT TOTALS**



## MAY 2006 GIFTS AND IMPACT

Selected gifts representing private support for one of the University of Washington's key fundraising priorities -- student, faculty, program and facility support.

### **Bryan and Linda Edgar – \$20,000 to the School of Dentistry**


- Bryan ('72, '76) and Linda ('73) Edgar, practicing dentists and co-chairs of the School of Dentistry's Campaign committee, pledged \$250,000 to the School in November 2004 for an endowed professorship in implantology.
- This is their fourth payment on the pledge to establish the Bryan and Linda Edgar Microscopic Implant Instructional Professorship. Dental implants offer a permanent alternative to dentures and bridges and help stop the progressive bone loss that sometimes results from missing teeth.
- With this gift the Edgars are helping to ensure that future generations of dentistry students are afforded the opportunity to study with distinguished professionals in the field of oral health and to benefit from the knowledge and expertise these educators have to share.

### **Palmer and Evelyn McCarter – \$250,000 to the School of Nursing**

- Palmer and Evelyn McCarter established the McCarter Family Endowed Scholarship in Nursing to provide general support for students in the School of Nursing with a \$51,000 gift in November 2005.
- With this \$250,000 testamentary commitment, Mr. and Mrs. McCarter have pledged to support the endowment and the School of Nursing through their will. In making their decision, they referenced the School's ranking as the #1 School of Nursing in the country by *U.S. News and World Report*.
- Testamentary gifts allow schools and colleges to count bequests as campaign gifts and to honor donors at the corresponding giving level (i.e. Benefactors, Laureates, etc.) In Fiscal Year 2006, the University has booked \$47 million in testamentary gifts; over \$102 million have been booked so far during Campaign UW: Creating Futures.

### **Donald and Jody Petersen - \$20,000 to the College of Arts and Sciences**

- This gift represents Mr. and Mrs. Petersen's second payment on a \$100,000 pledge to the David and Valerie Hodge Endowed Scholarship.
- The Scholarship, named for outgoing Arts and Sciences dean David C. Hodge and his wife Valerie, provides four years of support for undergraduate students in the College of Arts and Sciences, with a preference for first generation college students.
- In April 2006, Dean Hodge announced his intention to leave Seattle and become president of Miami University in Oxford, Ohio. He had been with the University of Washington for 31 years.
- Don Petersen is an active member of the College of Arts and Sciences Advisory Board and Campaign Committee, as well as the UW Foundation Board. He served as co-chair of the University's first capital Campaign, the Campaign for Washington.





# REPORT OF CONTRIBUTIONS

May 2006

---

---

## **CAMPAIGN UW: CREATING FUTURES**

Report prepared by: Office of Development and Alumni Relations  
Advancement Services, Information Management

6/7/2006 03:43 PM

## TABLE OF CONTENTS

Campaign Progress to Date*	1
Campaign Progress by Giving Level*	2
Campaign Progress Pyramid*	3
Campaign Progress by Constituency*	4
Campaign Theme Progress*	5
Development Area Summary - Total Private Voluntary Support	6
Development Area Summary - Gifts and Private Grants	7
Development Area Summary - Gifts	8
Complete Fiscal Year Comparison	9
Year to Date Contribution Totals	10
Development Activity by Donor Type	11
Alumni Participation by Constituency	12

\*All Campaign totals represented are from July 1, 2000 through the end of the preceding calendar month. Please note that grant revenue totals in Campaign Reports may contain clinical trials. Fundraising totals from all affiliated non-profit organizations are also included in UW Campaign totals.

The UW Campaign Executive Committee developed the counting policy for Campaign reports, based on Council for Advancement and Support of Education (CASE) campaign counting standards.

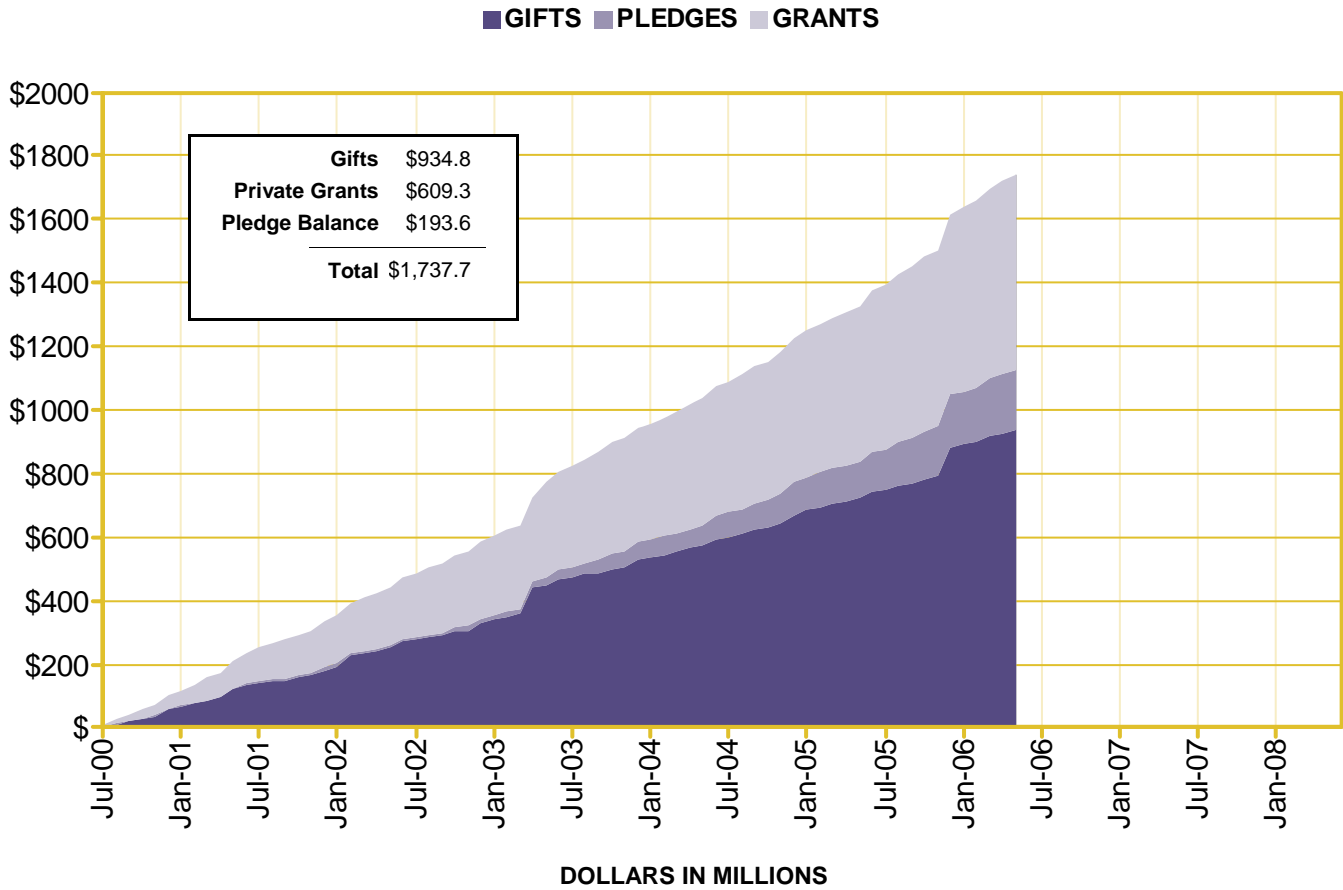
Annual reporting is July 1, 2005 through the end of the preceding calendar month.

Job Number: 70821  
May 2006

Table of Contents



CAMPAIGN PROGRESS SINCE JULY 1, 2000



Source: UW Office of Development

Summarizes Total Private Voluntary Support since July 1, 2000. Testamentary Commitments included in Pledge Balance total. All dollar totals in millions.

Job Number: 70821  
 May 2006

Fundraising Progress Since July 1, 2000



## CAMPAIGN PROGRESS BY GIVING LEVEL

<b>DOLLARS RAISED</b>							
<b>Gifts, Pledges &amp; Grants</b>							
Giving Level *	Alumni	Non Alumni	Family Fndns.	Corporations	Foundations	Other Orgs.	Total
\$100M+	\$0	\$32,720	\$201,422,682	\$0	\$0	\$0	\$201,455,402
\$50M - \$99,999,999	\$0	\$0	\$0	\$0	\$0	\$0	\$0
\$10M - \$49,999,999	\$42,516,205	\$58,709,718	\$21,492,500	\$53,387,782	\$94,329,028	\$11,623,161	\$282,058,394
\$5M - \$9,999,999	\$23,126,854	\$5,111,250	\$0	\$54,027,863	\$30,882,849	\$67,380,943	\$180,529,759
\$1M - \$4,999,999	\$95,967,637	\$53,301,372	\$25,460,592	\$113,215,405	\$106,486,656	\$73,771,786	\$468,203,448
\$100,000 - \$999,999	\$87,513,032	\$67,321,465	\$22,476,960	\$112,467,485	\$58,048,835	\$51,238,306	\$399,066,083
\$25,000 - \$99,999	\$22,766,547	\$17,219,141	\$2,941,681	\$28,009,413	\$6,819,522	\$9,393,277	\$87,149,580
\$10,000 - \$24,999	\$15,463,535	\$11,493,731	\$918,810	\$9,014,038	\$1,395,581	\$2,138,903	\$40,424,598
\$5,000 - \$9,999	\$10,880,581	\$8,418,359	\$257,543	\$4,657,773	\$556,045	\$663,204	\$25,433,505
\$2,000 - \$4,999	\$9,152,884	\$7,388,567	\$75,808	\$3,156,032	\$263,821	\$447,245	\$20,484,357
\$1,000 - \$1,999	\$4,994,855	\$3,969,013	\$23,676	\$1,334,537	\$74,014	\$196,605	\$10,592,700
\$500 - \$999	\$4,681,309	\$3,439,865	\$4,460	\$656,069	\$29,024	\$87,700	\$8,898,427
\$250 - \$499	\$3,208,638	\$2,200,010	\$900	\$287,035	\$8,852	\$41,520	\$5,746,955
\$100 - \$249	\$2,859,111	\$1,939,019	\$2,465	\$265,295	\$8,597	\$30,250	\$5,104,737
\$1 - \$99	\$1,333,248	\$1,158,211	\$189	\$68,462	\$998	\$9,733	\$2,570,840
<b>Total</b>	<b>\$324,464,435</b>	<b>\$241,702,440</b>	<b>\$275,078,266</b>	<b>\$380,547,189</b>	<b>\$298,903,822</b>	<b>\$217,022,633</b>	<b>\$1,737,718,785</b>
<b>DONOR COUNTS</b>							
Giving Level	Alumni	Non Alumni	Family Fndns.	Corporations	Foundations	Other Orgs.	Total
\$100M+	0	2	1	0	0	0	3
\$50M - \$99,999,999	0	0	0	0	0	0	0
\$10M - \$49,999,999	9	7	3	4	6	1	30
\$5M - \$9,999,999	6	6	0	8	5	9	34
\$1M - \$4,999,999	80	79	13	54	44	41	311
\$100,000 - \$999,999	494	541	71	422	173	171	1,872
\$25,000 - \$99,999	914	884	66	616	144	190	2,814
\$10,000 - \$24,999	1,878	1,761	62	672	97	145	4,615
\$5,000 - \$9,999	2,804	2,555	46	781	92	105	6,383
\$2,000 - \$4,999	4,840	4,928	26	1,203	89	160	11,246
\$1,000 - \$1,999	5,771	5,749	21	1,209	61	170	12,981
\$500 - \$999	9,786	9,006	10	1,203	48	148	20,201
\$250 - \$499	11,946	10,093	3	999	28	134	23,203
\$100 - \$249	22,743	19,458	16	2,073	60	238	44,588
\$1 - \$99	36,699	39,994	4	1,766	22	281	78,766
<b>Total</b>	<b>97,970</b>	<b>95,063</b>	<b>342</b>	<b>11,010</b>	<b>869</b>	<b>1,793</b>	<b>207,047</b>


Source: UW Office of Development & Alumni Relations

This report shows the count of distinct donors and campaign total by giving level and donor type since July 1, 2000.

\*\*"Giving Level" is determined by summing all gift record types (including grants)



CAMPAIGN PROGRESS BY PYRAMID, SINCE JULY 1, 2000



207,047 Donor Count

Campaign Total: \$1,737,718,785

\*Campaign Working Goal: \$2,000,000,000

Percent Complete: 86.9%

Source: UW Office of Development

The counts of distinct donors and fundraising totals by giving level are shown.

\*Unit campaign goals are still being finalized.

Pyramid Levels are determined by summing all gift record types (including grants)





## CAMPAIGN PROGRESS BY CONSTITUENCY

	GIFTS	Irrevocable Deferred Gifts		PLEDGES	Testamentary Commitments		GRANTS	Campaign - Private Voluntary Support		
		Donor Value	Discount Value		Donor Value	Discount Value		TOTAL	Working Goal	% of Goal
UW Medicine	\$266,046,253	\$11,148,133	\$5,932,972	\$18,835,380	\$21,232,853	\$6,835,823	\$302,753,608	\$620,016,227	\$1,000,000,000	62.0%
Architecture	\$6,972,035	\$2,244,117	\$658,000	\$1,859,677	\$2,000,000	\$1,142,468	\$3,701,923	\$16,777,752	\$19,000,000	88.3%
Arts and Sciences	\$89,912,545	\$6,466,274	\$3,964,216	\$10,633,664	\$34,894,000	\$21,617,603	\$62,507,732	\$204,414,215	\$240,000,000	85.2%
Broadcast Services	\$39,661,467	\$0	\$0	\$14,695	\$0	\$0	\$0	\$39,676,162	N/A	N/A
Business School	\$53,157,924	\$1,024,449	\$709,750	\$25,368,094	\$3,580,271	\$2,317,929	\$294,988	\$83,425,727	\$135,000,000	61.8%
Dentistry	\$6,862,044	\$246,992	\$110,376	\$964,342	\$775,000	\$431,459	\$3,831,497	\$12,679,876	\$15,000,000	84.5%
Education	\$9,266,407	\$28,552	\$10,686	\$3,414,586	\$50,000	\$33,842	\$12,780,440	\$25,539,985	\$23,000,000	111.0%
Engineering	\$120,969,557	\$2,023,461	\$1,111,714	\$7,354,989	\$3,950,011	\$1,483,406	\$69,223,085	\$203,521,102	\$250,000,000	81.4%
Evans Schl. of Pub. Affairs	\$9,362,133	\$57,994	\$69,964	\$379,152	\$500,000	\$265,793	\$36,255,465	\$46,554,745	\$40,000,000	116.4%
Forest Resources	\$8,404,949	\$646,572	\$516,844	\$422,665	\$2,500,000	\$1,266,903	\$3,380,285	\$15,354,471	\$17,700,000	86.7%
Friday Harbor Labs	\$5,831,818	\$153,242	\$78,775	\$354,198	\$3,305,000	\$2,258,599	\$775,938	\$10,420,197	\$12,000,000	86.8%
Information School	\$2,744,535	\$0	\$0	\$148,515	\$100,000	\$64,666	\$875,683	\$3,868,733	\$5,000,000	77.4%
Intercollegiate Athletics	\$85,801,748	\$246,570	\$166,700	\$6,798,230	\$25,000	\$10,388	\$0	\$92,871,548	\$110,000,000	84.4%
Law	\$58,614,205	\$7,026	\$4,595	\$1,008,755	\$0	\$0	\$989,542	\$60,619,528	\$70,000,000	86.6%
Libraries	\$5,349,740	\$442,146	\$351,456	\$80,862	\$772,000	\$379,527	\$475,708	\$7,120,456	\$9,000,000	79.1%
Nursing	\$8,277,762	\$285,000	\$210,008	\$964,968	\$3,095,000	\$1,615,808	\$7,579,660	\$20,202,390	\$24,000,000	84.2%
Ocean and Fisheries	\$11,789,516	\$5,812,500	\$2,679,448	\$82,658	\$0	\$0	\$22,860,422	\$40,545,096	\$34,000,000	119.3%
Pharmacy	\$8,126,730	\$0	\$0	\$488,284	\$0	\$0	\$4,255,504	\$12,870,518	\$10,260,000	125.4%
President's Funds	\$5,345,085	\$738,472	\$543,577	\$429,384	\$2,750,000	\$1,353,977	\$0	\$9,262,942	N/A	N/A
Public Health	\$13,409,214	\$50,259	\$33,185	\$821,750	\$0	\$0	\$58,016,936	\$72,298,159	\$90,000,000	80.3%
Scholar. & Student Progs.	\$28,786,508	\$654,684	\$334,149	\$1,925,150	\$1,035,000	\$550,758	\$691,327	\$33,092,669	\$40,000,000	82.7%
Social Work	\$1,984,122	\$290,566	\$158,012	\$60,186	\$0	\$0	\$5,280,271	\$7,615,146	\$10,000,000	76.2%
University Press	\$1,844,348	\$83,788	\$62,116	\$23,125	\$1,300,000	\$1,421,362	\$0	\$3,251,260	\$3,000,000	108.4%
University Support	\$31,528,026	\$1,510,063	\$757,793	\$7,675,369	\$11,300,000	\$4,855,765	\$11,978,477	\$63,991,935	N/A	N/A
UW Bothell	\$2,150,124	\$0	\$0	\$61,850	\$0	\$0	\$750,500	\$2,962,474	\$5,700,000	52.0%
UW Tacoma	\$18,254,625	\$195,000	\$173,651	\$7,316,159	\$2,925,000	\$1,657,696	\$74,690	\$28,765,474	\$30,000,000	95.9%
<b>All UW Total</b>	<b>\$900,453,421</b>	<b>\$34,355,859</b>	<b>\$18,637,987</b>	<b>\$97,486,689</b>	<b>\$96,089,135</b>	<b>\$49,563,772</b>	<b>\$609,333,681</b>	<b>\$1,737,718,785</b>	<b>\$2,000,000,000</b>	<b>86.9%</b>

Source: UW Office of Development

Fundraising progress toward campaign working goals by constituency area (school/college/program). Campaign total is the sum of gifts, grants, active pledges and donor values of irrevocable deferred gifts and testamentary commitments. "N/A" is not applicable. 1 - "Pledges" are those in active status only. 2 - "Grants" are private grants only. 3 - Unit campaign working goals are still being finalized.

Job Number: 70821

May 2006

Campaign Progress by Constituency - Since July 2000



**CAMPAIGN FUNDING THEME PROGRESS - JULY 2000 - PRESENT**

THEME	CURRENT USE	ENDOWMENT	TOTAL
Student Support	\$81,033,788	\$145,850,826	\$226,884,615
Faculty Support	\$80,979,856	\$108,310,762	\$189,290,618
Program Support for Faculty and Students	\$767,045,347	\$112,679,620	\$879,724,967
Capital	\$260,865,293	\$1,778,269	\$262,643,562
Unrestricted	\$149,118,749	\$30,056,274	\$179,175,023
<b>Total</b>	<b>\$1,339,043,034</b>	<b>\$398,675,751</b>	<b>\$1,737,718,785</b>
Goal	\$1,600,000,000	\$400,000,000	\$2,000,000,000
% to Goal	83.7%	99.7%	86.9%

Source: UW Office of Development

This report shows contribution totals by campaign theme/priority since July 1, 2000.

Job Number: 70821

May 2006

Campaign Theme Progress



DEVELOPMENT SUMMARY - TOTAL PRIVATE VOLUNTARY SUPPORT

AREA	YEAR TO DATE DONOR VALUES		
	GIFTS	PRIVATE GRANTS	TOTAL
UW Seattle			
UW Medicine	\$47,404,301	\$45,088,650	\$92,492,951
Architecture	\$3,068,053	\$2,179,148	\$5,247,201
Arts and Sciences	\$14,843,163	\$7,171,546	\$22,014,709
Broadcast Services	\$6,426,468		\$6,426,468
Business School	\$9,814,097	\$94,188	\$9,908,285
Dentistry	\$1,373,393	\$325,238	\$1,698,631
Education	\$1,498,288	\$1,126,181	\$2,624,469
Engineering	\$17,554,684	\$17,277,248	\$34,831,933
Evans Schl. of Pub. Affairs	\$713,239	\$5,099,560	\$5,812,799
Forest Resources	\$2,361,308	\$578,267	\$2,939,575
Graduate School	\$2,086,860	\$109,794	\$2,196,654
Information School	\$391,859	\$38,736	\$430,595
Intercollegiate Athletics	\$12,774,911		\$12,774,911
Law	\$36,007,067	\$51,598	\$36,058,665
Libraries	\$1,168,992	\$65,382	\$1,234,374
Nursing	\$1,432,907	\$974,535	\$2,407,442
Ocean and Fisheries	\$7,376,232	\$7,054,643	\$14,430,875
Pharmacy	\$1,472,064	\$246,250	\$1,718,315
President's Funds	\$697,639		\$697,639
Public Health	\$839,564	\$6,911,659	\$7,751,223
Scholar. & Student Progs.	\$8,332,331	\$66,456	\$8,398,787
Social Work	\$576,856	\$605,749	\$1,182,605
UW Alumni Association	\$974,374		\$974,374
University Press	\$420,557		\$420,557
University Support	\$7,507,769	\$937,360	\$8,445,129
UW Bothell	\$168,473	\$700,000	\$868,473
UW Tacoma	\$3,004,625	\$4,990	\$3,009,615
<b>All UW Total</b>	<b>\$190,290,088</b>	<b>\$96,707,180</b>	<b>\$286,997,267</b>

Source: UW Office of Development

Contribution totals for the major Development areas of the University are shown.

Job Number: 70821

May 2006

Development Area Summary - Total Private Voluntary Support



## DEVELOPMENT SUMMARY - GIFTS AND PRIVATE GRANTS

AREA	CURRENT MONTH		YEAR TO DATE		PRIOR YEAR TO DATE		PRIOR FISCAL YEAR	
	Donors	Value	Donors	Value	Donors	Value	Donors	Value
UW Seattle								
UW Medicine	2,875	\$5,403,681	17,139	\$92,492,951	17,525	\$73,181,478	18,807	\$89,363,526
Architecture	117	\$131,501	1,253	\$5,247,201	1,092	\$877,882	1,125	\$900,689
Arts and Sciences	1,547	\$1,354,895	15,042	\$22,014,709	14,753	\$23,128,760	15,435	\$25,765,062
Broadcast Services	282	\$405,665	2,861	\$6,426,468	3,007	\$7,328,301	3,217	\$8,301,726
Business School	426	\$826,471	4,122	\$9,908,285	3,951	\$10,378,796	4,296	\$12,344,544
Dentistry	166	\$139,975	1,302	\$1,698,631	1,212	\$1,298,236	1,270	\$1,418,395
Education	360	\$61,970	1,845	\$2,624,469	1,424	\$3,655,772	1,475	\$7,555,540
Engineering	378	\$3,360,437	4,030	\$34,831,933	3,825	\$26,044,457	4,024	\$31,841,841
Evans Schl. of Pub. Affairs	92	\$256,155	522	\$5,812,799	669	\$9,313,479	721	\$9,948,313
Forest Resources	40	\$258,689	949	\$2,939,575	966	\$1,779,728	1,023	\$2,002,612
Graduate School	22	\$51,638	667	\$2,196,654	521	\$3,777,017	535	\$4,065,408
Information School	26	\$24,075	568	\$430,595	539	\$382,200	569	\$400,100
Intercollegiate Athletics	325	\$332,528	11,701	\$12,774,911	11,618	\$11,503,257	23,274	\$15,865,980
Law	208	\$70,674	1,823	\$36,058,665	1,580	\$1,502,057	1,728	\$1,831,593
Libraries	298	\$31,820	4,118	\$1,234,374	4,024	\$957,350	4,105	\$1,030,319
Nursing	91	\$57,213	1,728	\$2,407,442	1,581	\$2,263,610	1,627	\$2,439,883
Ocean and Fisheries	46	\$147,283	686	\$14,430,875	638	\$9,627,160	679	\$9,870,610
Pharmacy	83	\$58,415	1,192	\$1,718,315	1,003	\$2,773,836	1,031	\$3,133,622
President's Funds	109	\$37,725	1,681	\$697,639	1,786	\$648,357	2,237	\$693,593
Public Health	112	\$127,726	727	\$7,751,223	614	\$8,394,269	639	\$10,248,558
Scholar. & Student Progs.	344	\$954,311	3,065	\$8,398,787	3,218	\$4,887,477	3,358	\$5,087,417
Social Work	61	\$64,260	796	\$1,182,605	700	\$1,290,118	788	\$1,456,040
UW Alumni Association	2,079	\$110,565	18,759	\$974,374	18,411	\$904,343	20,482	\$1,034,131
University Press	25	\$24,900	386	\$420,557	331	\$434,304	357	\$465,799
University Support	423	\$1,028,564	2,533	\$8,445,129	1,843	\$7,992,210	2,202	\$9,634,062
UW Bothell	112	\$33,756	505	\$868,473	464	\$275,470	520	\$286,256
UW Tacoma	135	\$1,034,938	678	\$3,009,615	589	\$673,097	650	\$3,786,663
<b>All UW Unique Total</b>	<b>10,213</b>	<b>\$16,389,840</b>	<b>83,574</b>	<b>\$286,997,267</b>	<b>81,488</b>	<b>\$215,273,035</b>	<b>95,227</b>	<b>\$260,772,296</b>

Source: UW Office of Development

The number of donors and contribution totals for the major Development areas of the University are shown. Dollar values are based on donor values.

Job Number: 70821

May 2006

Development Area Summary - Gifts and Private Grants



## DEVELOPMENT SUMMARY - GIFTS

AREA	CURRENT MONTH		YEAR TO DATE		PRIOR YEAR TO DATE		PRIOR FISCAL YEAR	
	Donors	Value	Donors	Value	Donors	Value	Donors	Value
UW Seattle								
UW Medicine	2,802	\$2,319,264	16,875	\$47,404,301	17,263	\$34,405,249	18,519	\$38,381,050
Architecture	117	\$131,501	1,251	\$3,068,053	1,090	\$495,516	1,123	\$518,323
Arts and Sciences	1,539	\$847,045	14,970	\$14,843,163	14,692	\$16,865,837	15,367	\$18,075,018
Broadcast Services	282	\$405,665	2,861	\$6,426,468	3,007	\$7,328,301	3,217	\$8,301,726
Business School	425	\$798,273	4,119	\$9,814,097	3,950	\$10,327,996	4,295	\$12,293,744
Dentistry	165	\$73,975	1,293	\$1,373,393	1,208	\$1,126,766	1,265	\$1,207,976
Education	360	\$61,970	1,838	\$1,498,288	1,419	\$1,562,075	1,468	\$1,809,231
Engineering	372	\$907,901	3,963	\$17,554,684	3,762	\$18,011,739	3,953	\$20,659,919
Evans Schl. of Pub. Affairs	90	\$102,155	508	\$713,239	649	\$520,399	699	\$544,233
Forest Resources	38	\$228,017	933	\$2,361,308	960	\$1,285,844	1,015	\$1,434,077
Graduate School	22	\$51,638	665	\$2,086,860	515	\$1,472,253	529	\$1,760,644
Information School	26	\$24,075	564	\$391,859	538	\$309,930	568	\$327,830
Intercollegiate Athletics	325	\$332,528	11,701	\$12,774,911	11,618	\$11,503,257	23,274	\$15,865,980
Law	208	\$70,674	1,821	\$36,007,067	1,577	\$1,357,060	1,725	\$1,686,596
Libraries	298	\$31,820	4,116	\$1,168,992	4,024	\$957,350	4,105	\$1,030,319
Nursing	89	\$21,163	1,711	\$1,432,907	1,571	\$1,483,159	1,616	\$1,569,608
Ocean and Fisheries	44	\$12,389	653	\$7,376,232	615	\$1,943,422	654	\$2,060,947
Pharmacy	82	\$44,535	1,187	\$1,472,064	997	\$2,099,967	1,024	\$2,155,260
President's Funds	109	\$37,725	1,681	\$697,639	1,786	\$648,357	2,237	\$693,593
Public Health	111	\$77,726	681	\$839,564	577	\$933,834	596	\$951,832
Scholar. & Student Progs.	344	\$954,311	3,063	\$8,332,331	3,217	\$4,764,174	3,357	\$4,964,114
Social Work	60	\$14,260	789	\$576,856	688	\$562,201	775	\$578,123
UW Alumni Association	2,079	\$110,565	18,759	\$974,374	18,411	\$904,343	20,482	\$1,034,131
University Press	25	\$24,900	386	\$420,557	331	\$434,304	357	\$465,799
University Support	423	\$1,028,564	2,528	\$7,507,769	1,841	\$7,987,467	2,199	\$9,529,319
UW Bothell	112	\$33,756	504	\$168,473	464	\$275,470	520	\$286,256
UW Tacoma	135	\$1,034,938	677	\$3,004,625	588	\$670,697	649	\$3,784,263
<b>All UW Unique Total</b>	<b>10,124</b>	<b>\$9,781,343</b>	<b>83,120</b>	<b>\$190,290,088</b>	<b>81,044</b>	<b>\$130,236,981</b>	<b>94,742</b>	<b>\$151,969,925</b>

Source: UW Office of Development

The number of donors and contribution totals (gifts only) for the major Development areas of the University are shown. Dollar values are based on donor values.

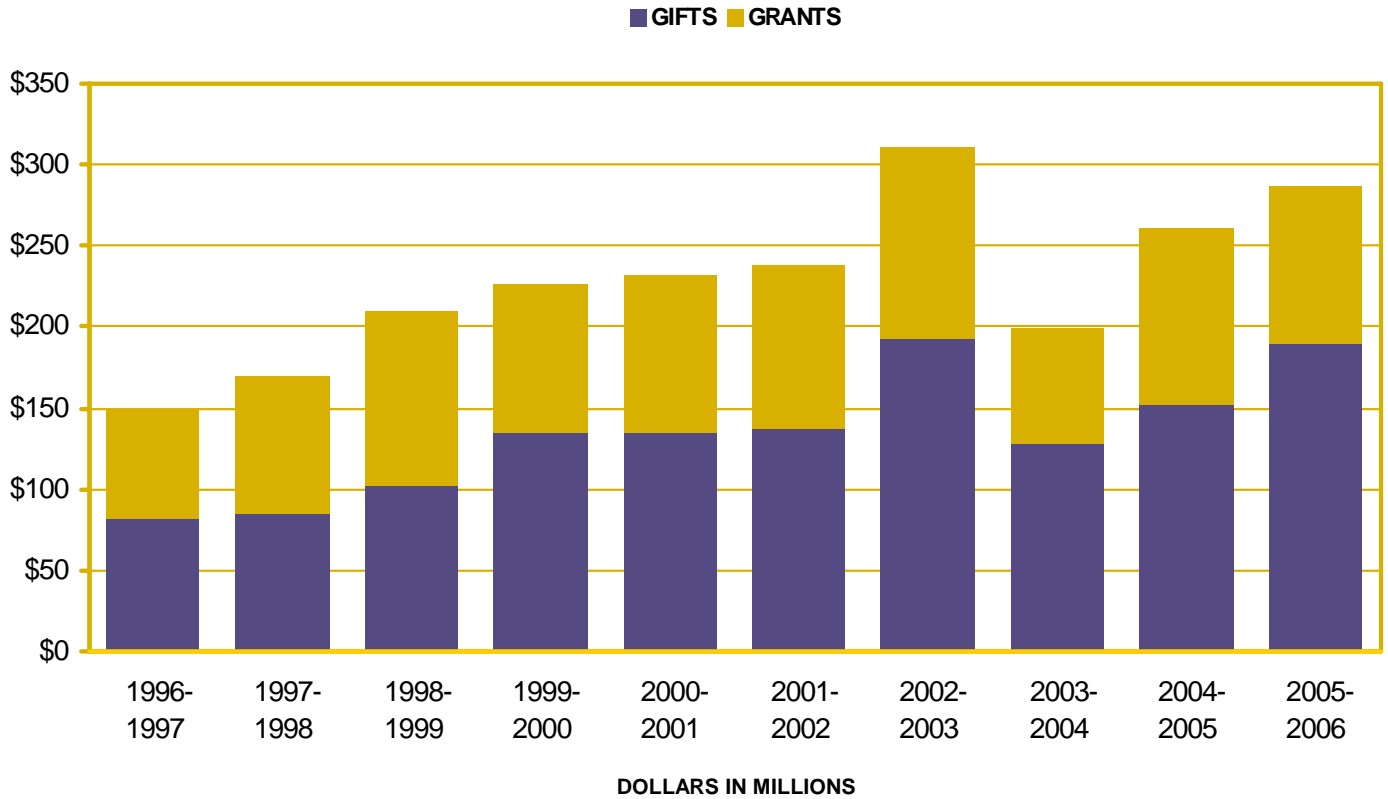
Job Number: 70821

May 2006

Development Area Summary - Gifts



COMPLETE FISCAL YEAR COMPARISON OF TOTAL CONTRIBUTIONS RECEIVED



FISCAL YEAR	GIFTS	GRANTS	TOTAL CONTRIBUTIONS
2005- 2006	\$190,290,088	\$96,707,180	\$286,997,267
2004- 2005	\$151,969,925	\$108,802,371	\$260,772,296
2003- 2004	\$128,174,367	\$71,603,323	\$199,777,690
2002- 2003	\$192,573,183	\$118,677,722	\$311,250,905
2001- 2002	\$137,959,340	\$100,820,547	\$238,779,887
2000- 2001	\$134,805,190	\$97,112,979	\$231,918,169
1999- 2000	\$134,037,997	\$91,536,165	\$225,574,162
1998- 1999	\$102,925,077	\$107,619,586	\$210,544,663
1997- 1998	\$84,718,016	\$85,276,615	\$169,994,631
1996- 1997	\$81,892,963	\$67,425,874	\$149,318,837

Source: UW Office of Development

This graph compares the current fiscal year's contribution totals to each of the previous nine fiscal year's contribution totals.

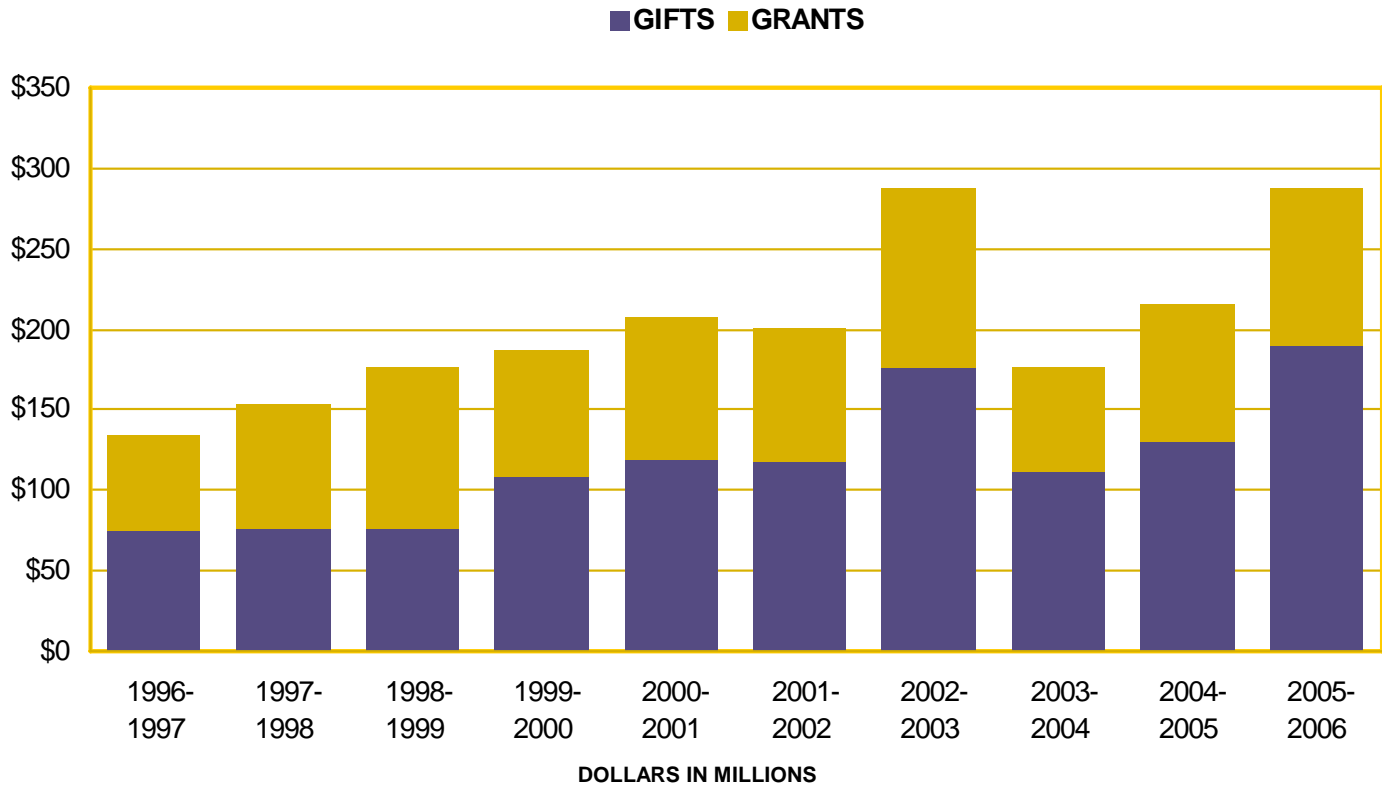
Job Number: 70821

May 2006

Fiscal Year Totals Graph



## YEAR TO DATE CONTRIBUTION TOTALS



FISCAL YEAR	GIFTS	GRANTS	TOTAL CONTRIBUTIONS
2005- 2006	\$190,290,088	\$96,707,180	\$286,997,267
2004- 2005	\$130,236,981	\$85,036,054	\$215,273,035
2003- 2004	\$110,607,045	\$65,698,478	\$176,305,523
2002- 2003	\$176,755,934	\$111,251,784	\$288,007,718
2001- 2002	\$118,125,206	\$82,636,715	\$200,761,921
2000- 2001	\$119,218,804	\$88,148,568	\$207,367,372
1999- 2000	\$108,698,852	\$78,589,207	\$187,288,059
1998- 1999	\$75,706,933	\$100,303,872	\$176,010,805
1997- 1998	\$75,716,002	\$77,814,496	\$153,530,498
1996- 1997	\$74,063,976	\$60,592,327	\$134,656,303

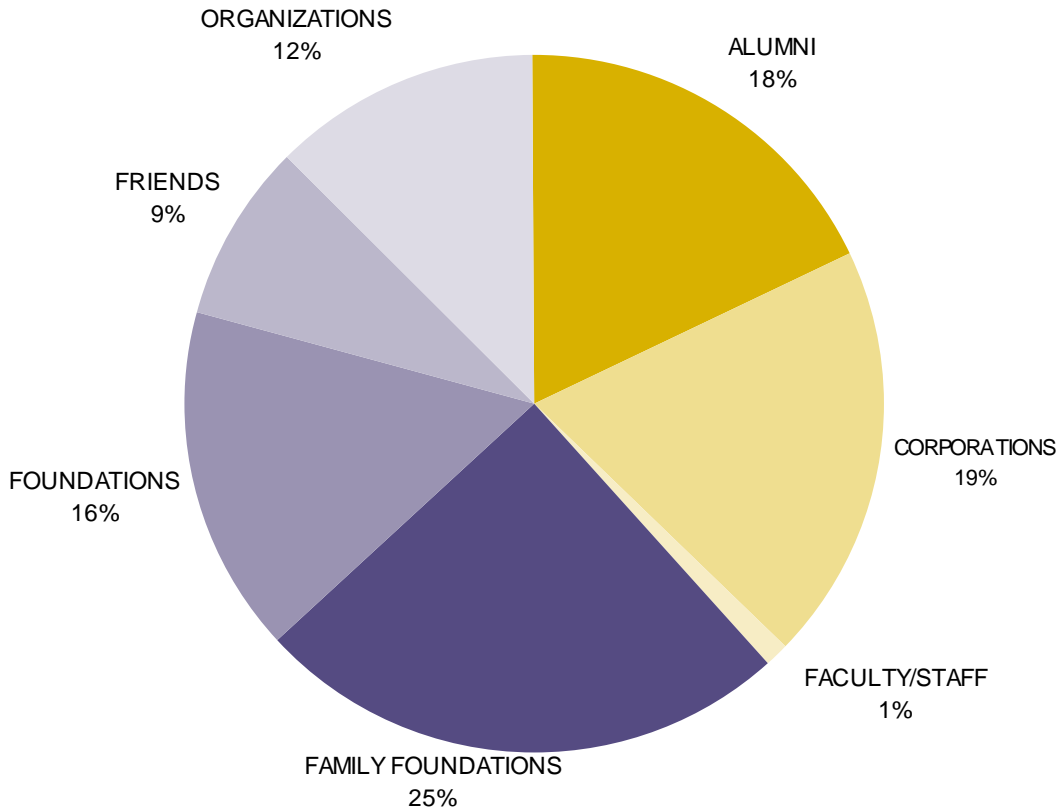
Source: UW Office of Development

This graph compares the current fiscal year's contribution totals to each of the previous nine fiscal year's contribution totals.





DEVELOPMENT ACTIVITY BY DONOR TYPE IN CURRENT FISCAL YEAR



DONOR TYPE	YEAR TO DATE		PRIOR YEAR TO DATE		PRIOR FISCAL YEAR	
	Donors	Value	Donors	Value	Donors	Value
Alumni	44,881	\$51,637,646	43,712	\$37,890,591	49,406	\$45,066,818
Corporations	3,059	\$55,315,433	3,239	\$51,741,478	3,775	\$61,273,024
Faculty/Staff	3,225	\$2,712,760	3,202	\$3,992,171	3,656	\$4,572,200
Family Foundations	168	\$71,683,311	171	\$14,822,271	176	\$20,706,692
Foundations	420	\$45,617,105	371	\$49,889,002	398	\$60,401,770
Friends	31,467	\$24,473,723	30,431	\$25,044,828	37,429	\$28,361,471
Organizations	511	\$35,557,290	486	\$31,892,693	553	\$40,390,320

Source: UW Office of Development

This graph shows the sources of contributions for the current year to date. Dollar values are based on donor value.

Job Number: 70821  
 May 2006

Development Activity by Donor Type in Current Fiscal Year Chart

