

VII. STANDING COMMITTEES

B. Finance, Audit and Facilities Committee

UW

Report of Contributions

University of Washington
University of Washington Foundation

October & November, 2005

NOTES AS OF OCTOBER 31, 2005

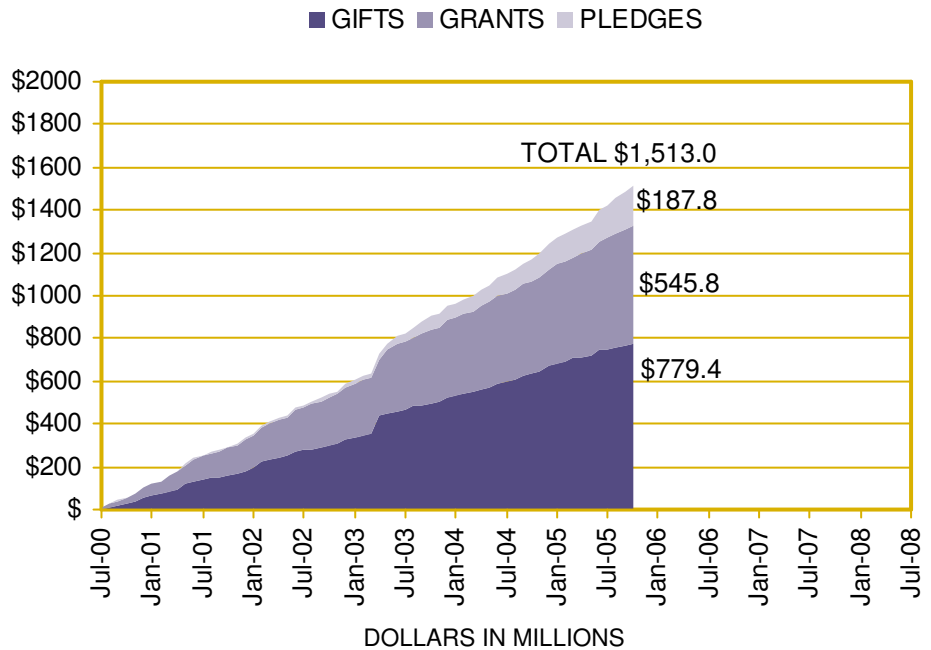
DATA POINTS

\$1,513,029,535 has been raised toward our campaign goal of \$2 billion.

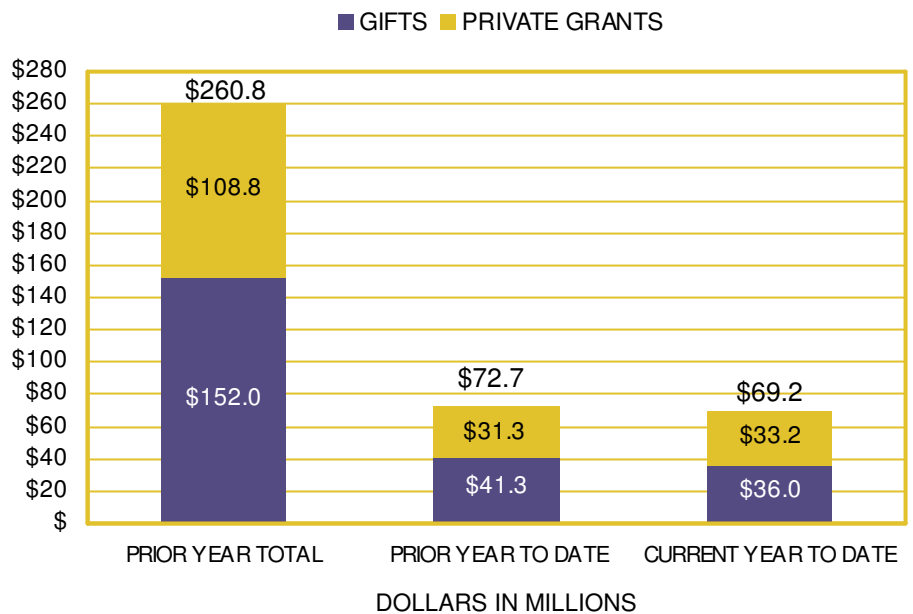
The UW received \$20.3 million in total private voluntary support (\$11.7 million in gifts and \$8.6 million in grants) in October.

Areas including Architecture, UW Bothell, Dentistry, Engineering, Information School, Intercollegiate Athletics, Law, Libraries, Nursing, Ocean and Fisheries, Public Health and UW Tacoma are ahead of last year's year-to-date totals.

FUNDRAISING PROGRESS SINCE JULY 1, 2000



CURRENT GIFT AND PRIVATE GRANT TOTALS



OCTOBER 2005 GIFTS AND IMPACT

Selected gifts representing private support for one of the University of Washington's key fundraising priorities -- student, faculty, program and facility support.

Lucky Seven Foundation - \$10,000 to the Program on the Environment

- Support from the Lucky Seven Foundation allowed students from the Program on the Environment's summer field course, *Choices and Change in the Arctic National Wildlife Refuge*, to bring student scholarship from the arctic wilds to Washington, D.C. An initial gift from the foundation enabled the students enrolled in the course to travel to ANWR for a two-week trip.
- Two members of the foundation who joined the field trip to the Arctic were very impressed with the students' commitment to the project and the knowledge the students gained from the class. They offered a second gift of \$10,000 to support travel expenses to Washington D.C. in mid-September, where students met with eight congressional offices of both houses and both parties. A public presentation about the class and the students' experiences is scheduled for November 21st at 7:30 p.m. (Kane Hall 220).
- The Seattle-based Lucky Seven Foundation supports charitable, education, scientific, literary and religious purposes in the greater Puget Sound area.

Theiline and Douglas Scheumann - \$50,000 to Scholarships and Student Programs

- The Scheumanns' gift to the Hurricane Katrina Scholarship Fund will contribute to tuition and fees, books and supplies, transportation and living costs to support undergraduate and graduate students who have been affected by the gulf coast hurricane.
- Almost 100 displaced students—from Tulane, Xavier, Loyola, Dillard, the University of New Orleans, and the University of Southern Mississippi—are now enrolled at the UW.
- To date, \$156,000 has been donated to the Scholarship Fund. The University is also collecting household items, clothing, toiletries and school supplies for students, and has established a Katrina Student Resource Center to provide academic advising, counseling and support services.
- Doug and Ty Scheumann are longtime supporters of University programs, including the Henry Art Gallery and Intercollegiate Athletics.

Nancy Gershenfeld - \$10,000 to the Information School

- This gift will be allocated to the Nancy J. Gershenfeld Endowment for Doctoral Student Support at the UW Information School. Support for doctoral students is the school's area of greatest need.
- Graduates of the Ph.D. in Information Science enter professions ranging from the information industry to government and academia.
- Ms. Gershenfeld is a lecturer at the Information School. Her teaching focuses on management issues and non-traditional information environments. She has also pledged \$100,000 to provide financial assistance to graduate students in the Information School via the Nancy J. Gershenfeld Endowed Fellowship in Special Librarianship.





REPORT OF CONTRIBUTIONS

October 2005

CAMPAIGN UW: CREATING FUTURES

Report prepared by: Office of Development and Alumni Relations
Advancement Services, Information Management

11/4/2005 07:44 PM

TABLE OF CONTENTS


Campaign Progress to Date*	1
Campaign Progress by Giving Level*	2
Campaign Progress Pyramid*	3
Campaign Progress by Constituency*	4
Campaign Theme Progress*	5
Development Area Summary - Total Private Voluntary Support	6
Development Area Summary - Gifts and Private Grants	7
Development Area Summary - Gifts	8
Complete Fiscal Year Comparison	9
Year to Date Contribution Totals	10
Development Activity by Donor Type	11
Alumni Participation by Constituency	12

*All Campaign totals represented are from July 1, 2000 through the end of the preceeding calendar month. Please note that grant revenue totals in Campaign Reports may contain clinical trials. Fundraising totals from all affiliated non-profit organizations are also included in UW Campaign totals.

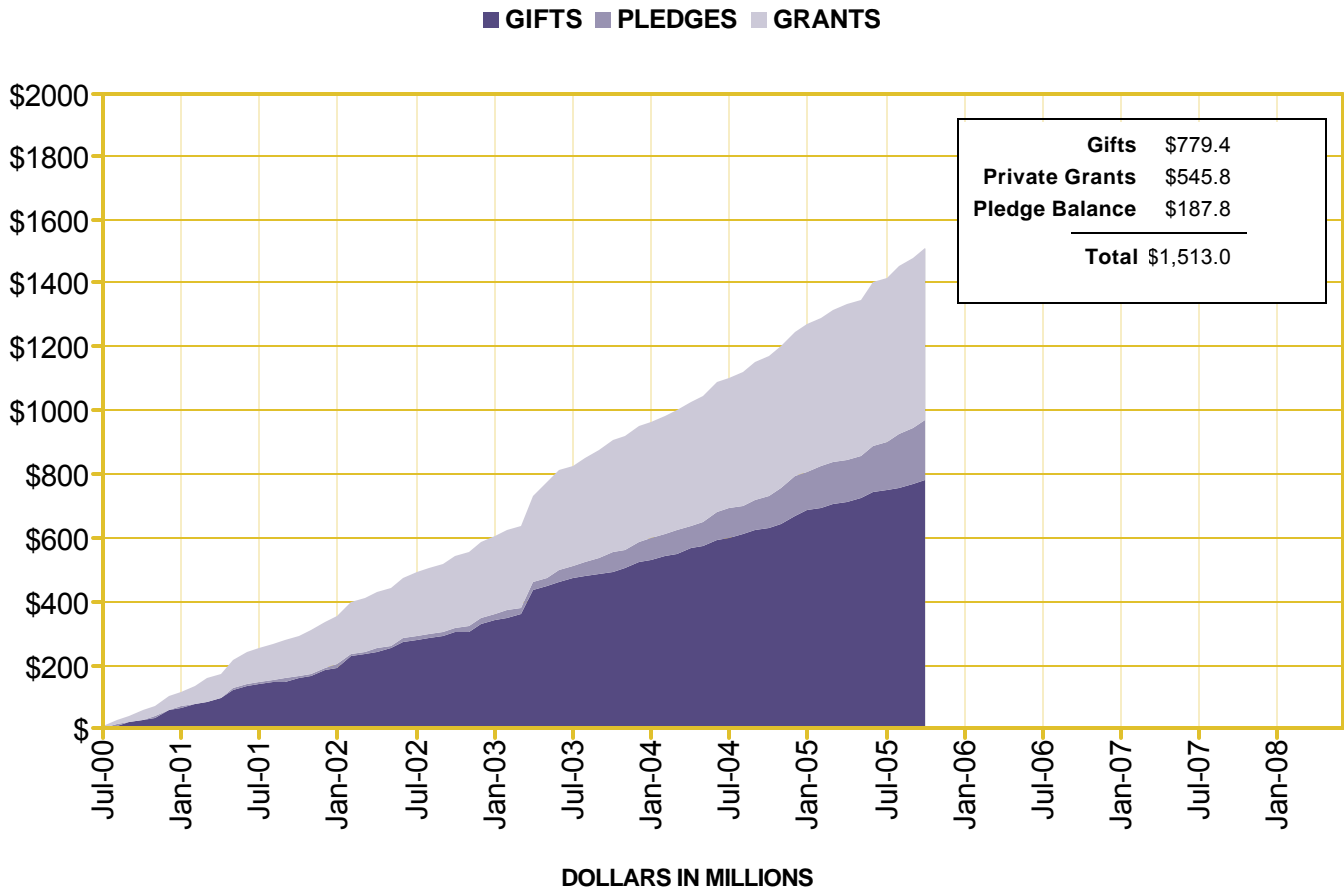
Annual reporting is July 1, 2005 through the end of the preceeding calendar month.

Job Number: 67910
October 2005

Table of Contents



CAMPAIGN PROGRESS SINCE JULY 1, 2000




Source: UW Office of Development

Summarizes Total Private Voluntary Support since July 1, 2000. Testamentary Commitments included in Pledge Balance total. All dollar totals in millions.

Job Number: 67910
 October 2005

Fundraising Progress Since July 1, 2000




CAMPAIGN PROGRESS BY GIVING LEVEL

DOLLARS RAISED							
Gifts, Pledges & Grants							
Giving Level *	Alumni	Non Alumni	Family Fndns.	Corporations	Foundations	Other Orgs.	Total
\$100M+	\$0	\$32,720	\$143,018,474	\$0	\$0	\$0	\$143,051,194
\$50M - \$99,999,999	\$0	\$0	\$0	\$0	\$0	\$0	\$0
\$10M - \$49,999,999	\$27,803,205	\$58,589,542	\$20,512,500	\$39,262,516	\$65,516,456	\$10,984,703	\$222,668,922
\$5M - \$9,999,999	\$17,057,424	\$5,111,250	\$0	\$50,957,891	\$42,345,432	\$53,290,916	\$168,762,912
\$1M - \$4,999,999	\$85,188,017	\$49,745,593	\$25,490,188	\$108,300,103	\$99,940,817	\$66,453,377	\$435,118,095
\$100,000 - \$999,999	\$73,411,690	\$58,474,895	\$21,694,242	\$102,242,378	\$51,904,537	\$51,123,005	\$358,850,748
\$25,000 - \$99,999	\$19,114,733	\$14,632,441	\$2,862,486	\$25,683,222	\$6,877,228	\$8,298,499	\$77,468,610
\$10,000 - \$24,999	\$12,845,338	\$9,543,769	\$836,300	\$8,215,468	\$1,260,489	\$2,167,158	\$34,868,522
\$5,000 - \$9,999	\$9,550,406	\$7,224,233	\$260,343	\$4,237,082	\$530,268	\$584,701	\$22,387,034
\$2,000 - \$4,999	\$8,744,067	\$6,931,112	\$81,658	\$2,950,916	\$244,520	\$409,397	\$19,361,669
\$1,000 - \$1,999	\$4,653,171	\$3,803,000	\$22,676	\$1,266,550	\$74,741	\$166,505	\$9,986,644
\$500 - \$999	\$4,149,164	\$3,185,307	\$4,710	\$610,022	\$27,380	\$81,437	\$8,058,020
\$250 - \$499	\$2,926,869	\$2,028,533	\$1,300	\$272,160	\$7,877	\$39,071	\$5,275,810
\$100 - \$249	\$2,688,664	\$1,782,983	\$2,023	\$251,379	\$8,567	\$27,243	\$4,760,858
\$1 - \$99	\$1,304,440	\$1,031,172	\$189	\$64,703	\$938	\$9,054	\$2,410,496
Total	\$269,437,188	\$222,116,551	\$214,787,089	\$344,314,390	\$268,739,251	\$193,635,065	\$1,513,029,535
DONOR COUNTS							
Giving Level	Alumni	Non Alumni	Family Fndns.	Corporations	Foundations	Other Orgs.	Total
\$100M+	0	2	1	0	0	0	3
\$50M - \$99,999,999	0	0	0	0	0	0	0
\$10M - \$49,999,999	8	6	2	3	4	1	24
\$5M - \$9,999,999	4	5	0	7	6	7	29
\$1M - \$4,999,999	81	77	13	51	43	36	301
\$100,000 - \$999,999	425	460	68	387	159	165	1,664
\$25,000 - \$99,999	774	723	65	566	140	169	2,437
\$10,000 - \$24,999	1,552	1,452	54	616	87	143	3,904
\$5,000 - \$9,999	2,486	2,199	44	720	88	95	5,632
\$2,000 - \$4,999	4,683	4,452	29	1,129	84	148	10,525
\$1,000 - \$1,999	5,459	5,431	20	1,153	62	146	12,271
\$500 - \$999	8,926	8,361	10	1,126	44	138	18,605
\$250 - \$499	11,017	9,278	4	955	26	126	21,406
\$100 - \$249	21,966	17,726	14	1,957	59	214	41,936
\$1 - \$99	35,325	34,701	4	1,662	18	261	71,971
Total	92,706	84,873	328	10,332	820	1,649	190,708

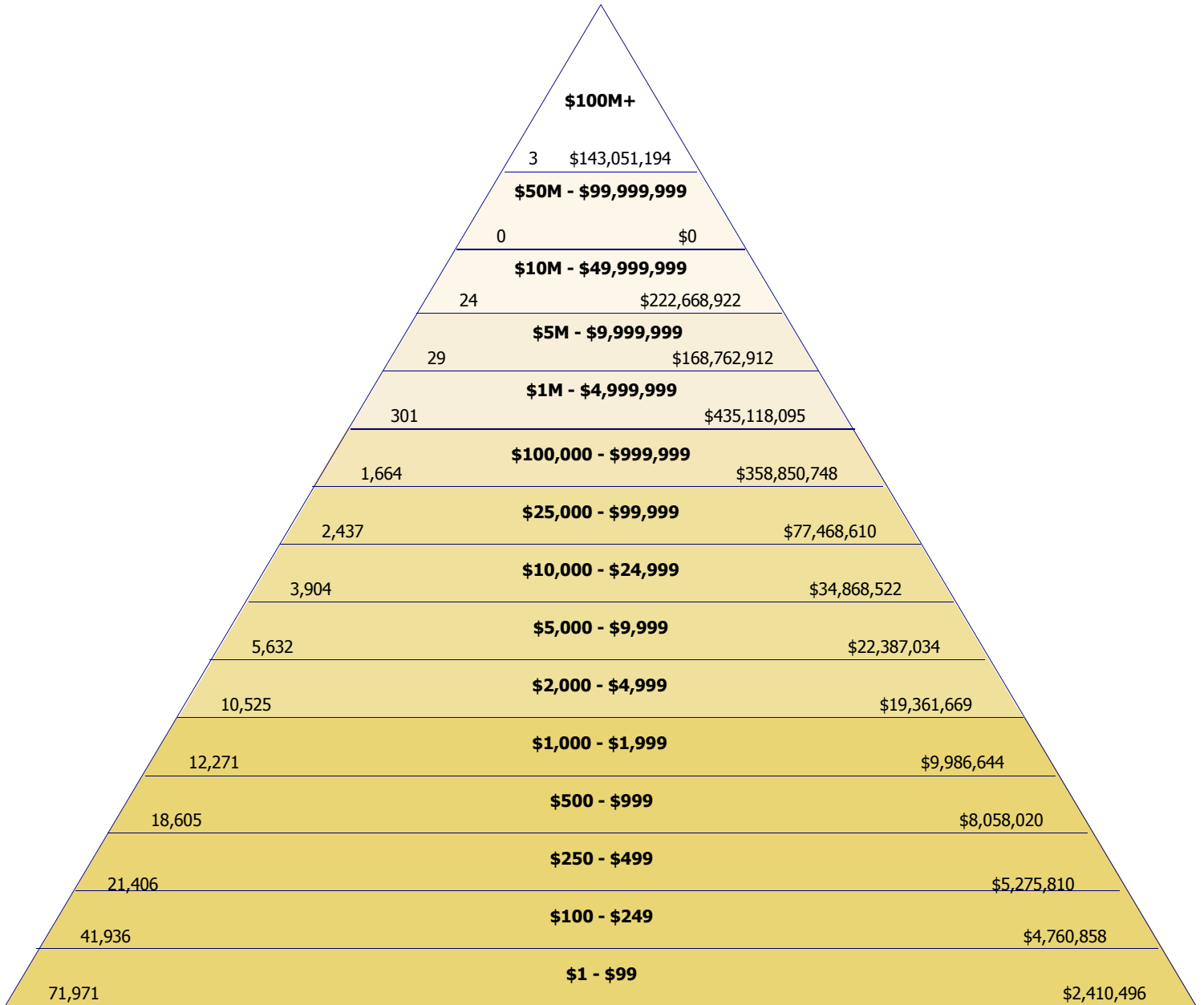
Source: UW Office of Development & Alumni Relations

This report shows the count of distinct donors and campaign total by giving level and donor type since July 1, 2000.

**"Giving Level" is determined by summing all gift record types (including grants)



CAMPAIGN PROGRESS BY PYRAMID, SINCE JULY 1, 2000



190,708 **Donor Count**

Campaign Total: \$1,513,029,535

***Campaign Working Goal: \$2,000,000,000**


Percent Complete: 75.7%

Source: UW Office of Development

The counts of distinct donors and fundraising totals by giving level are shown.

*Unit campaign goals are still being finalized.

Pyramid Levels are determined by summing all gift record types(including grants)



CAMPAIGN PROGRESS BY CONSTITUENCY


	GIFTS	Irrevocable Deferred Gifts		PLEDGES	Testamentary Commitments		GRANTS	Campaign - Private Voluntary Support		
		Donor Value	Discount Value		Donor Value	Discount Value		TOTAL	Working Goal	% of Goal
UW Medicine	\$225,708,967	\$10,047,291	\$5,478,796	\$21,056,306	\$18,014,853	\$4,609,150	\$273,424,670	\$548,252,086	\$1,000,000,000	54.8%
Architecture	\$6,049,865	\$2,244,117	\$658,000	\$1,513,612	\$1,000,000	\$783,526	\$1,531,925	\$12,339,519	\$19,000,000	64.9%
Arts and Sciences	\$80,852,899	\$5,151,297	\$3,251,487	\$10,538,896	\$17,474,000	\$8,644,214	\$58,226,209	\$172,243,301	\$240,000,000	71.8%
Broadcast Services	\$35,172,020	\$0	\$0	\$15,911	\$0	\$0	\$0	\$35,187,931	N/A	N/A
Business School	\$45,667,702	\$781,794	\$554,584	\$29,406,808	\$3,000,271	\$2,035,446	\$225,800	\$79,082,375	\$226,000,000	35.0%
Dentistry	\$6,319,481	\$20,000	\$19,279	\$807,638	\$675,000	\$378,427	\$3,521,259	\$11,343,378	\$15,000,000	75.6%
Education	\$8,322,926	\$28,552	\$10,686	\$3,909,343	\$0	\$0	\$11,949,359	\$24,210,180	\$23,000,000	105.3%
Engineering	\$107,846,624	\$1,568,700	\$842,567	\$12,579,748	\$4,970,011	\$2,220,981	\$58,935,160	\$185,900,243	\$250,000,000	74.4%
Evans Schl. of Pub. Affairs	\$8,828,744	\$57,994	\$69,964	\$477,396	\$500,000	\$265,793	\$33,093,547	\$42,957,682	\$40,000,000	107.4%
Forest Resources	\$6,447,857	\$646,572	\$516,844	\$1,571,757	\$2,500,000	\$1,266,903	\$2,907,554	\$14,073,740	\$17,700,000	79.5%
Friday Harbor Labs	\$5,558,188	\$153,242	\$78,775	\$368,638	\$3,145,000	\$2,206,577	\$775,938	\$10,001,006	\$12,000,000	83.3%
Information School	\$2,441,352	\$0	\$0	\$122,054	\$100,000	\$64,666	\$875,683	\$3,539,089	\$5,000,000	70.8%
Intercollegiate Athletics	\$75,106,304	\$246,570	\$166,700	\$5,399,699	\$25,000	\$10,388	\$0	\$80,777,573	\$110,000,000	73.4%
Law	\$23,349,171	\$2,026	\$2,026	\$2,093,692	\$0	\$0	\$958,642	\$26,403,531	\$70,000,000	37.7%
Libraries	\$4,689,367	\$442,146	\$351,456	\$57,147	\$772,000	\$379,527	\$417,326	\$6,377,985	\$9,000,000	70.9%
Nursing	\$7,553,387	\$275,000	\$205,182	\$978,921	\$2,200,000	\$1,214,817	\$7,148,034	\$18,155,342	\$24,000,000	75.6%
Ocean and Fisheries	\$11,102,419	\$562,500	\$314,233	\$117,665	\$0	\$0	\$16,452,433	\$28,235,017	\$34,000,000	83.0%
Pharmacy	\$6,960,441	\$0	\$0	\$577,167	\$0	\$0	\$4,113,926	\$11,651,534	\$10,260,000	113.6%
President's Funds	\$4,902,795	\$622,974	\$476,949	\$522,120	\$2,750,000	\$1,353,977	\$0	\$8,797,889	N/A	N/A
Public Health	\$13,049,545	\$50,259	\$33,185	\$751,688	\$0	\$0	\$54,057,012	\$67,908,504	\$90,000,000	75.5%
Scholar. & Student Progs.	\$22,428,322	\$321,293	\$214,169	\$4,582,383	\$1,000,000	\$530,038	\$691,327	\$29,023,326	\$40,000,000	72.6%
Social Work	\$1,712,994	\$165,797	\$33,243	\$117,073	\$0	\$0	\$4,739,485	\$6,735,349	\$10,000,000	67.4%
University Press	\$1,583,485	\$83,788	\$62,116	\$35,407	\$1,300,000	\$1,421,362	\$0	\$3,002,679	\$3,000,000	100.1%
University Support	\$26,526,339	\$1,510,063	\$757,793	\$6,870,487	\$11,250,000	\$4,841,000	\$11,082,266	\$57,239,155	N/A	N/A
UW Bothell	\$2,013,359	\$0	\$0	\$235,628	\$0	\$0	\$650,500	\$2,899,487	\$5,700,000	50.9%
UW Tacoma	\$14,011,663	\$195,000	\$173,651	\$9,490,271	\$2,925,000	\$1,657,696	\$69,700	\$26,691,634	\$30,000,000	89.0%
All UW Total	\$754,206,217	\$25,176,974	\$14,271,685	\$114,197,454	\$73,601,135	\$33,884,488	\$545,847,754	\$1,513,029,535	\$2,000,000,000	75.7%

Source: UW Office of Development

Fundraising progress toward campaign working goals by constituency area (school/college/program). Campaign total is the sum of gifts, grants, active pledges and donor values of irrevocable deferred gifts and testamentary commitments. "N/A" is not applicable. 1 - "Pledges" are those in active status only. 2 - "Grants" are private grants only. 3 - Unit campaign working goals are still being finalized.

Job Number: 67910
October 2005

Campaign Progress by Constituency - Since July 2000



CAMPAIGN FUNDING THEME PROGRESS - JULY 2000 - PRESENT


THEME	CURRENT USE	ENDOWMENT	TOTAL
Student Support	\$71,797,999	\$100,374,096	\$172,172,095
Faculty Support	\$71,088,445	\$98,130,857	\$169,219,302
Program Support for Faculty and Students	\$674,784,643	\$77,438,321	\$752,222,964
Capital	\$254,101,872	\$2,178,269	\$256,280,140
Unrestricted	\$134,591,008	\$28,544,026	\$163,135,034
Total	\$1,206,363,967	\$306,665,568	\$1,513,029,535
Goal	\$1,600,000,000	\$400,000,000	\$2,000,000,000
% to Goal	75.4%	76.7%	75.7%

Source: UW Office of Development

This report shows contribution totals by campaign theme/priority since July 1, 2000.

Job Number: 67910
 October 2005

Campaign Theme Progress



DEVELOPMENT SUMMARY - TOTAL PRIVATE VOLUNTARY SUPPORT

AREA	YEAR TO DATE DONOR VALUES		
	GIFTS	PRIVATE GRANTS	TOTAL
UW Seattle			
UW Medicine	\$5,859,579	\$15,759,711	\$21,619,291
Architecture	\$2,145,883	\$9,150	\$2,155,033
Arts and Sciences	\$4,468,660	\$2,890,023	\$7,358,683
Broadcast Services	\$1,929,978		\$1,929,978
Business School	\$1,981,219	\$25,000	\$2,006,219
Dentistry	\$603,837	\$15,000	\$618,837
Education	\$563,718	\$295,100	\$858,818
Engineering	\$3,978,329	\$6,989,323	\$10,967,653
Evans Schl. of Pub. Affairs	\$129,751	\$1,937,642	\$2,067,393
Forest Resources	\$404,241	\$105,536	\$509,777
Graduate School	\$1,554,357	\$71,308	\$1,625,665
Information School	\$88,677	\$38,736	\$127,413
Intercollegiate Athletics	\$2,079,467		\$2,079,467
Law	\$737,033	\$20,698	\$757,731
Libraries	\$508,619	\$7,000	\$515,619
Nursing	\$698,531	\$542,909	\$1,241,440
Ocean and Fisheries	\$1,479,134	\$646,654	\$2,125,788
Pharmacy	\$305,775	\$104,673	\$410,448
President's Funds	\$139,851		\$139,851
Public Health	\$479,895	\$2,951,735	\$3,431,630
Scholar. & Student Progs.	\$1,540,155	\$66,456	\$1,606,611
Social Work	\$180,958	\$64,963	\$245,921
UW Alumni Association	\$288,601		\$288,601
University Press	\$159,695		\$159,695
University Support	\$3,410,217	\$79,635	\$3,489,852
Washington Tech. Center			
UW Bothell	\$31,708	\$600,000	\$631,708
UW Tacoma	\$261,664		\$261,664
All UW Total	\$36,009,548	\$33,221,253	\$69,230,801

Source: UW Office of Development

Contribution totals for the major Development areas of the University are shown.

Job Number: 67910

October 2005

Development Area Summary - Total Private Voluntary Support



DEVELOPMENT SUMMARY - GIFTS AND PRIVATE GRANTS

AREA	CURRENT MONTH		YEAR TO DATE		PRIOR YEAR TO DATE		PRIOR FISCAL YEAR	
	Donors	Value	Donors	Value	Donors	Value	Donors	Value
UW Seattle								
UW Medicine	3,957	\$4,155,476	6,185	\$21,619,291	5,268	\$24,654,405	18,807	\$89,363,526
Architecture	75	\$2,017,131	162	\$2,155,033	171	\$80,036	1,125	\$900,689
Arts and Sciences	2,066	\$1,453,627	4,991	\$7,358,683	5,194	\$8,846,099	15,435	\$25,765,062
Broadcast Services	939	\$445,925	1,549	\$1,929,978	1,127	\$1,765,002	3,217	\$8,301,726
Business School	739	\$809,873	1,642	\$2,006,219	1,505	\$3,118,829	4,296	\$12,344,544
Dentistry	240	\$524,806	398	\$618,837	417	\$536,465	1,270	\$1,418,395
Education	369	\$88,926	564	\$858,818	574	\$2,771,846	1,475	\$7,555,540
Engineering	794	\$3,221,671	1,467	\$10,967,653	1,315	\$7,694,565	4,024	\$31,841,841
Evans Schl. of Pub. Affairs	56	\$1,227,432	161	\$2,067,393	327	\$5,818,982	721	\$9,948,313
Forest Resources	65	\$48,814	237	\$509,777	257	\$677,276	1,023	\$2,002,612
Graduate School	68	\$676,843	135	\$1,625,665	77	\$1,044,835	535	\$4,065,408
Information School	108	\$32,890	274	\$127,413	266	\$125,006	569	\$400,100
Intercollegiate Athletics	270	\$460,806	2,114	\$2,079,467	1,594	\$1,811,871	23,274	\$15,865,980
Law	61	\$33,186	265	\$757,731	210	\$593,841	1,728	\$1,831,593
Libraries	161	\$31,855	471	\$515,619	448	\$150,233	4,105	\$1,030,319
Nursing	153	\$311,293	382	\$1,241,440	389	\$749,564	1,627	\$2,439,883
Ocean and Fisheries	85	\$284,453	173	\$2,125,788	104	\$2,061,057	679	\$9,870,610
Pharmacy	136	\$161,238	281	\$410,448	223	\$1,051,689	1,031	\$3,133,622
President's Funds	142	\$19,483	487	\$139,851	459	\$182,162	2,237	\$693,593
Public Health	93	\$1,183,952	213	\$3,431,630	188	\$2,662,799	639	\$10,248,558
Scholar. & Student Progs.	442	\$775,061	1,003	\$1,606,611	1,340	\$1,194,753	3,358	\$5,087,417
Social Work	40	\$22,084	148	\$245,921	121	\$603,296	788	\$1,456,040
UW Alumni Association	1,600	\$79,996	5,810	\$288,601	5,748	\$267,054	20,482	\$1,034,131
University Press	25	\$42,620	204	\$159,695	119	\$82,681	357	\$465,799
University Support	137	\$1,990,853	444	\$3,489,852	479	\$4,019,662	2,202	\$9,634,062
Washington Tech. Center								
UW Bothell	25	\$3,299	95	\$631,708	87	\$15,068	520	\$286,256
UW Tacoma	95	\$193,987	218	\$261,664	115	\$97,306	650	\$3,786,663
All UW Unique Total	12,226	\$20,297,595	27,486	\$69,230,801	25,706	\$72,676,395	95,227	\$260,772,296


Source: UW Office of Development

The number of donors and contribution totals for the major Development areas of the University are shown. Dollar values are based on donor values.

Job Number: 67910

October 2005

Development Area Summary - Gifts and Private Grants



DEVELOPMENT SUMMARY - GIFTS

AREA	CURRENT MONTH		YEAR TO DATE		PRIOR YEAR TO DATE		PRIOR FISCAL YEAR	
	Donors	Value	Donors	Value	Donors	Value	Donors	Value
UW Seattle								
UW Medicine	3,887	\$1,124,583	6,025	\$5,859,579	5,120	\$10,611,240	18,519	\$38,381,050
Architecture	75	\$2,017,131	160	\$2,145,883	170	\$77,536	1,123	\$518,323
Arts and Sciences	2,057	\$876,747	4,960	\$4,468,660	5,158	\$6,375,090	15,367	\$18,075,018
Broadcast Services	939	\$445,925	1,549	\$1,929,978	1,127	\$1,765,002	3,217	\$8,301,726
Business School	739	\$809,873	1,641	\$1,981,219	1,504	\$3,078,629	4,295	\$12,293,744
Dentistry	239	\$514,806	396	\$603,837	415	\$456,260	1,265	\$1,207,976
Education	368	\$53,826	562	\$563,718	569	\$871,049	1,468	\$1,809,231
Engineering	778	\$1,263,200	1,439	\$3,978,329	1,289	\$5,251,758	3,953	\$20,659,919
Evans Schl. of Pub. Affairs	50	\$74,388	151	\$129,751	315	\$189,956	699	\$544,233
Forest Resources	65	\$48,814	234	\$404,241	253	\$541,169	1,015	\$1,434,077
Graduate School	68	\$676,843	134	\$1,554,357	73	\$296,540	529	\$1,760,644
Information School	107	\$22,890	270	\$88,677	264	\$95,731	568	\$327,830
Intercollegiate Athletics	270	\$460,806	2,114	\$2,079,467	1,594	\$1,811,871	23,274	\$15,865,980
Law	61	\$33,186	264	\$737,033	208	\$568,841	1,725	\$1,686,596
Libraries	160	\$24,855	470	\$508,619	448	\$150,233	4,105	\$1,030,319
Nursing	150	\$24,422	371	\$698,531	380	\$352,061	1,616	\$1,569,608
Ocean and Fisheries	77	\$36,928	156	\$1,479,134	94	\$1,398,926	654	\$2,060,947
Pharmacy	136	\$161,238	279	\$305,775	221	\$961,087	1,024	\$2,155,260
President's Funds	142	\$19,483	487	\$139,851	459	\$182,162	2,237	\$693,593
Public Health	88	\$13,906	195	\$479,895	170	\$369,751	596	\$951,832
Scholar. & Student Progs.	441	\$709,105	1,001	\$1,540,155	1,340	\$1,194,753	3,357	\$4,964,114
Social Work	40	\$22,084	146	\$180,958	115	\$261,531	775	\$578,123
UW Alumni Association	1,600	\$79,996	5,810	\$288,601	5,748	\$267,054	20,482	\$1,034,131
University Press	25	\$42,620	204	\$159,695	119	\$82,681	357	\$465,799
University Support	137	\$1,990,853	442	\$3,410,217	479	\$4,019,662	2,199	\$9,529,319
Washington Tech. Center								
UW Bothell	25	\$3,299	94	\$31,708	87	\$15,068	520	\$286,256
UW Tacoma	95	\$193,987	218	\$261,664	115	\$97,306	649	\$3,784,263
All UW Unique Total	12,118	\$11,745,809	27,235	\$36,009,548	25,461	\$41,342,960	94,742	\$151,969,925


Source: UW Office of Development

The number of donors and contribution totals (gifts only) for the major Development areas of the University are shown. Dollar values are based on donor values.

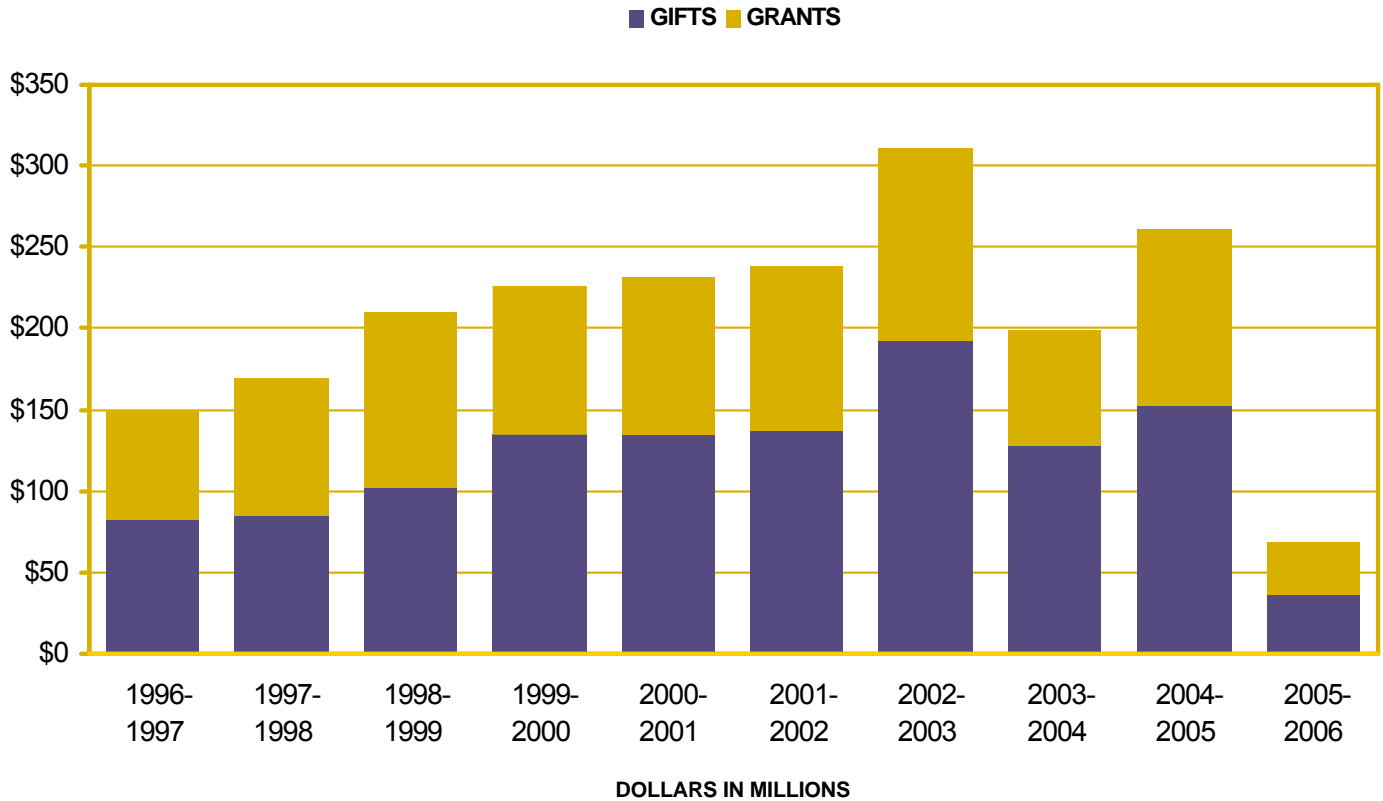
Job Number: 67910

October 2005

Development Area Summary - Gifts



COMPLETE FISCAL YEAR COMPARISON OF TOTAL CONTRIBUTIONS RECEIVED



FISCAL YEAR	GIFTS	GRANTS	TOTAL CONTRIBUTIONS
2005- 2006	\$36,009,548	\$33,221,253	\$69,230,801
2004- 2005	\$151,969,925	\$108,802,371	\$260,772,296
2003- 2004	\$128,174,367	\$71,603,323	\$199,777,690
2002- 2003	\$192,573,183	\$118,677,722	\$311,250,905
2001- 2002	\$137,959,340	\$100,820,547	\$238,779,887
2000- 2001	\$134,805,190	\$97,112,979	\$231,918,169
1999- 2000	\$134,037,997	\$91,536,165	\$225,574,162
1998- 1999	\$102,925,077	\$107,619,586	\$210,544,663
1997- 1998	\$84,718,016	\$85,276,615	\$169,994,631
1996- 1997	\$81,892,963	\$67,425,874	\$149,318,837


Source: UW Office of Development

This graph compares the current fiscal year's contribution totals to each of the previous nine fiscal year's contribution totals.

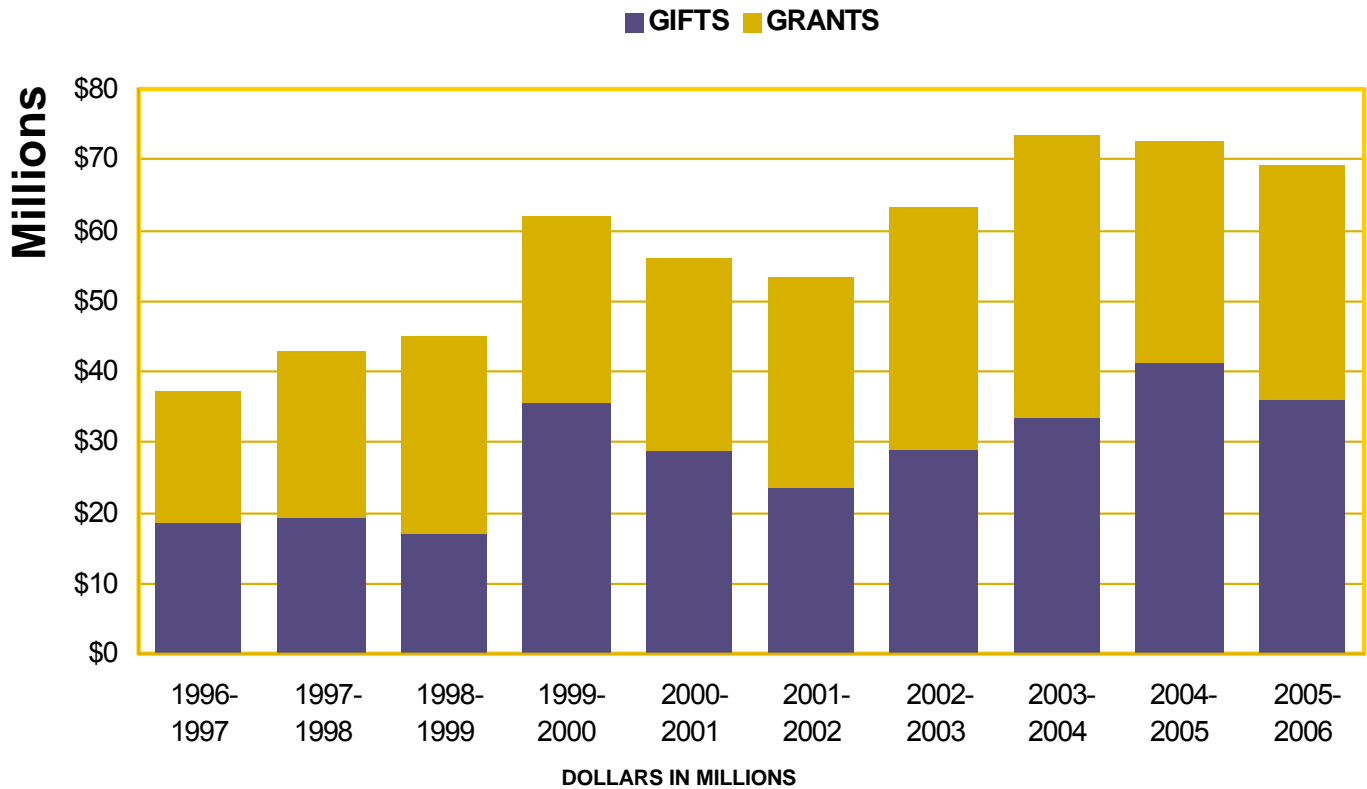
Job Number: 67910

October 2005

Fiscal Year Totals Graph




YEAR TO DATE CONTRIBUTION TOTALS



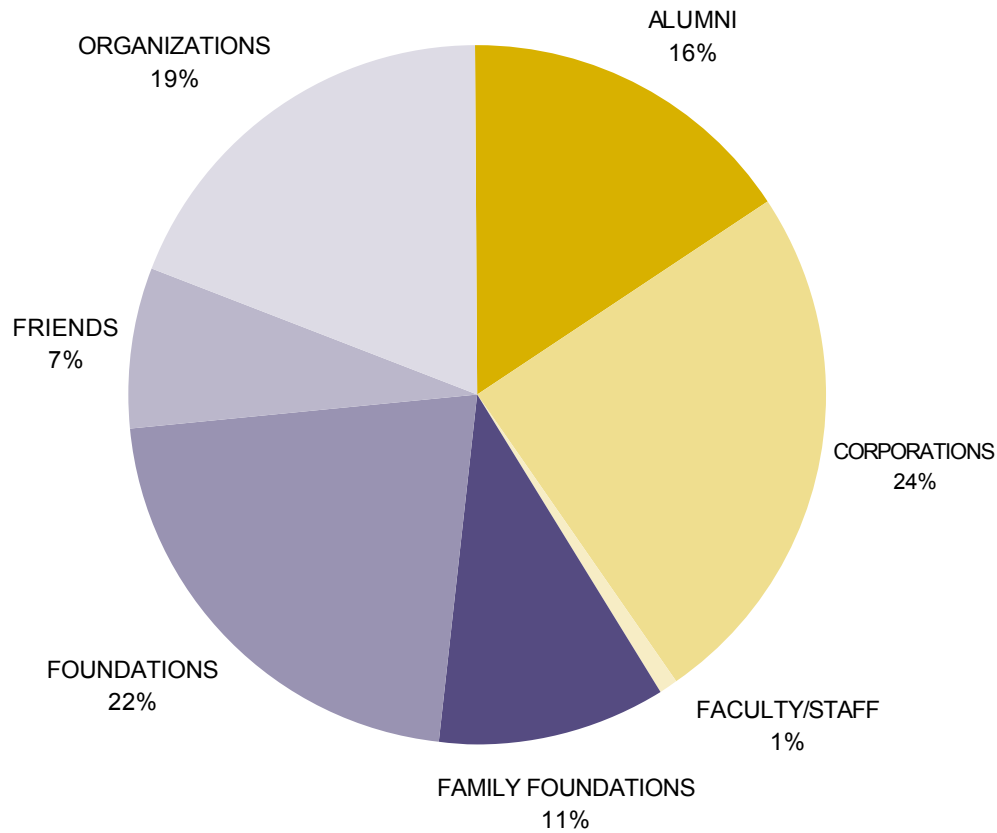
FISCAL YEAR	GIFTS	GRANTS	TOTAL CONTRIBUTIONS
2005- 2006	\$36,009,548	\$33,221,253	\$69,230,801
2004- 2005	\$41,342,960	\$31,333,435	\$72,676,395
2003- 2004	\$33,364,731	\$40,123,767	\$73,488,498
2002- 2003	\$28,948,199	\$34,187,741	\$63,135,940
2001- 2002	\$23,646,905	\$29,726,587	\$53,373,492
2000- 2001	\$28,936,585	\$27,192,951	\$56,129,536
1999- 2000	\$35,619,963	\$26,419,272	\$62,039,235
1998- 1999	\$16,962,188	\$27,901,031	\$44,863,219
1997- 1998	\$19,369,715	\$23,399,038	\$42,768,753
1996- 1997	\$18,525,157	\$18,805,052	\$37,330,209

Source: UW Office of Development

This graph compares the current fiscal year's contribution totals to each of the previous nine fiscal year's contribution totals.



DEVELOPMENT ACTIVITY BY DONOR TYPE IN CURRENT FISCAL YEAR




DONOR TYPE	YEAR TO DATE		PRIOR YEAR TO DATE		PRIOR FISCAL YEAR	
	Donors	Value	Donors	Value	Donors	Value
Alumni	15,266	\$11,003,350	14,659	\$11,683,956	49,405	\$45,066,817
Corporations	1,029	\$16,880,987	1,005	\$15,100,653	3,775	\$61,273,024
Faculty/Staff	1,819	\$549,094	1,810	\$762,015	3,656	\$4,572,200
Family Foundations	69	\$7,407,837	61	\$9,033,710	176	\$20,706,692
Foundations	207	\$14,984,957	164	\$16,508,278	398	\$60,401,770
Friends	8,953	\$5,144,837	7,808	\$5,836,588	37,430	\$28,361,472
Organizations	198	\$13,259,738	208	\$13,751,197	553	\$40,390,320

Source: UW Office of Development

This graph shows the sources of contributions for the current year to date. Dollar values are based on donor value.

Job Number: 67910
 October 2005

Development Activity by Donor Type in Current Fiscal Year Chart




ALUMNI PARTICIPATION BY CONSTITUENCY

AREA	CURRENT FISCAL YEAR TO DATE			PREVIOUS FISCAL YEAR TO DATE			
	Solicitible	Donors	Partic. Rate	Solicitible	Donors	Partic. Rate	Final %
UW Seattle							
UW Medicine	16,049	978	6.1%	15,842	887	5.6%	21.5%
Architecture	7,393	309	4.2%	7,192	298	4.1%	18.5%
Arts and Sciences	126,129	6,522	5.2%	121,216	6,439	5.3%	16.7%
Business School	34,923	2,549	7.3%	34,015	2,381	7.0%	22.4%
Dentistry	4,388	406	9.3%	4,301	389	9.0%	29.0%
Education	18,434	1,096	5.9%	18,677	1,010	5.4%	20.0%
Engineering	30,120	1,691	5.6%	29,399	1,566	5.3%	17.0%
Evans Schl. Of Pub. Affairs	1,964	137	7.0%	1,872	119	6.4%	24.4%
Forest Resources	4,446	193	4.3%	4,382	211	4.8%	17.7%
Interdisc. Grad. Programs	1,296	69	5.3%	1,161	64	5.5%	20.3%
Interschool Programs	286	18	6.3%	241	16	6.6%	17.4%
Information School	3,976	381	9.6%	3,786	346	9.1%	22.7%
Law	7,320	391	5.3%	7,070	349	4.9%	24.8%
School Of Nursing	8,181	550	6.7%	7,976	583	7.3%	24.5%
Ocean & Fisheries	3,642	165	4.5%	3,560	143	4.0%	18.7%
Pharmacy	3,255	236	7.3%	3,147	208	6.6%	30.4%
Public Health	3,766	227	6.0%	3,139	212	6.8%	22.7%
Social Work	5,804	283	4.9%	5,707	252	4.4%	17.4%
Undergrad. Interdisc. Programs	119	3	2.5%	67	3	4.5%	17.9%
UW Bothell	4,324	171	4.0%	3,580	143	4.0%	13.7%
UW Tacoma	4,892	168	3.4%	4,016	131	3.3%	13.2%
Unspecified	11,097	748	6.7%	11,614	766	6.6%	24.0%
All UW Total	276,793	15,266	5.5%	267,179	14,659	5.5%	18.5%

Source: UW Office of Development

Job Number: 67910
October 2005

Alumni Participation



NOTES AS OF NOVEMBER 30, 2005

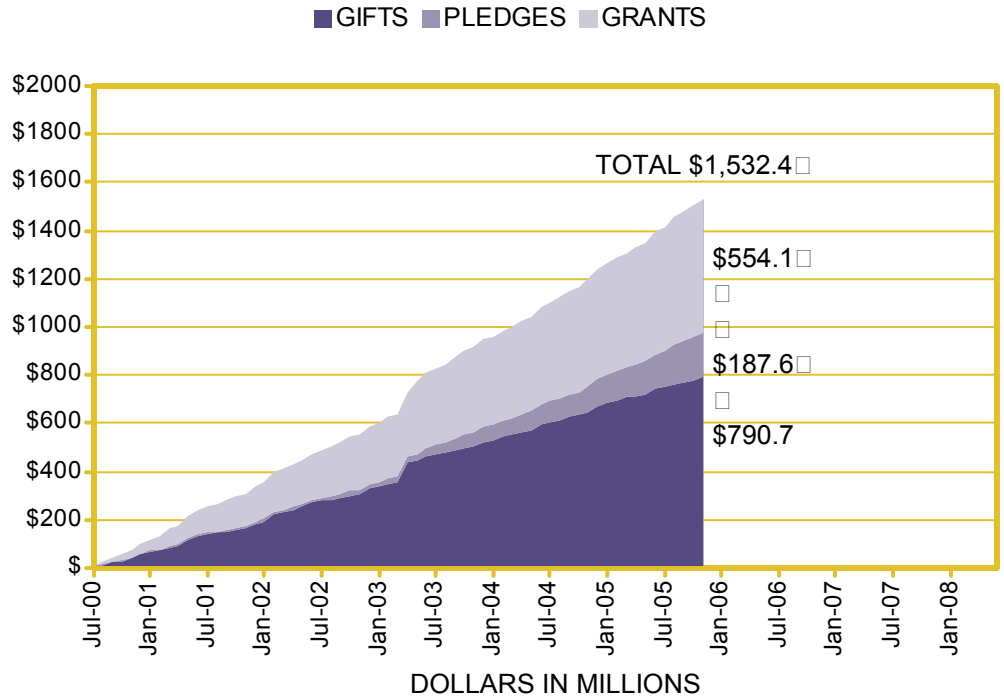
DATA POINTS

\$1,532,413,777 has been raised toward our campaign goal of \$2 billion.

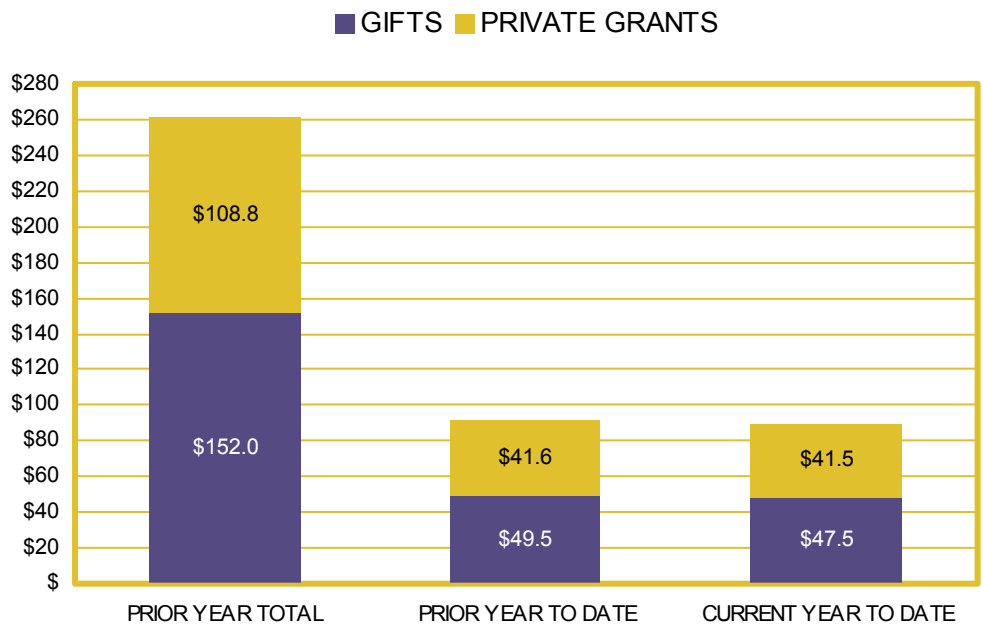
The UW received \$19.7 million in total private voluntary support (\$11.4 million in gifts and \$8.2 in grants) in November.

Areas including Architecture, Dentistry, Engineering, Forest Resources, Information School, Intercollegiate Athletics, Law, Libraries, Nursing, Public Health, UW Bothell and UW Tacoma are ahead of last year's year-to-date totals.

FUNDRAISING PROGRESS SINCE JULY 1, 2000



CURRENT GIFT AND PRIVATE GRANT TOTALS



NOVEMBER 2005 GIFTS AND IMPACT

Selected gifts representing private support for one of the University of Washington's key fundraising priorities -- student, faculty, program and facility support.

Dr. Richard A. and Glenda Cable - \$20,000 to the Business School

- Richard and Glenda Cable have pledged \$100,000 to create the Richard Cable and Glenda Swain Cable Scholarship Endowment, to support students with a demonstrated financial need who have been admitted to the Business School Freshman Admission Program.
- The Freshman Admission Program at the Business School allows students to enroll immediately out of high school, prior to completion of university-level prerequisites. Admission is offered to students with exceptionally competitive academic records, including high school GPA and SAT or ACT scores.
- Dr. Cable, who received his Business degree from the University of Washington in 1972, is CEO of Swain's General Store in Port Angeles.

W. Richard and Mary Ellen Denman - \$1,001,590 to the College of Forest Resources

- This gift to create the Denman Chair in Bio-Resource Science and Engineering will support faculty focused on research and education related to sustainable products and sources of energy. Current research includes methods of converting forest thinnings to ethanol and creating fossil fuel equivalents as a byproduct of the paper-making process.
- The gift received a \$500,000 match from the UW Matching Initiative.
- The Denmans are longtime supporters of the College, having already established the Denman Professorship in Pulp and Paper Science, the Denman Professorship in Sustainable Resource Sciences, and the Denman Endowment for Student Excellence in Forest Resources.

Norman J. Johnston and L. Jane Hastings - \$10,000 to the College of Architecture and Urban Planning

- College of Architecture and Urban Planning Emeritus Professor Norman Johnston established the L. Jane Hastings Endowed Scholarship through the University's Faculty Staff Retiree Campaign in honor of his wife.
- The scholarship will provide financial assistance to undergraduate and graduate students in the Department of Architecture, with an emphasis on female students.
- Professor Johnston was inspired to create the endowment after retired UW librarian Betty Wagner established a scholarship in his name through the FSR campaign.
- The faculty staff retiree campaign allows current and retired faculty and staff to create a named endowment (with a minimum contribution of \$5,000) that the University will match 1:1.
- L. Jane Hastings, a 1952 honors graduate of the Department of Architecture, is an award-winning Seattle architect and a Fellow of the American Institute of Architects.





REPORT OF CONTRIBUTIONS

November 2005

CAMPAIGN UW: CREATING FUTURES

Report prepared by: Office of Development and Alumni Relations
Advancement Services, Information Management

12/7/2005 4:34 PM

TABLE OF CONTENTS

Campaign Progress to Date*	1
Campaign Progress by Giving Level*	2
Campaign Progress Pyramid*	3
Campaign Progress by Constituency*	4
Campaign Theme Progress*	5
Development Area Summary - Total Private Voluntary Support	6
Development Area Summary - Gifts and Private Grants	7
Development Area Summary - Gifts	8
Complete Fiscal Year Comparison	9
Year to Date Contribution Totals	10
Development Activity by Donor Type	11
Alumni Participation by Constituency	12

*All Campaign totals represented are from July 1, 2000 through the end of the preceding calendar month. Please note that grant revenue totals in Campaign Reports may contain clinical trials. Fundraising totals from all affiliated non-profit organizations are also included in UW Campaign totals.

The UW Campaign Executive Committee developed the counting policy for Campaign reports, based on Council for Advancement and Support of Education (CASE) campaign counting standards.

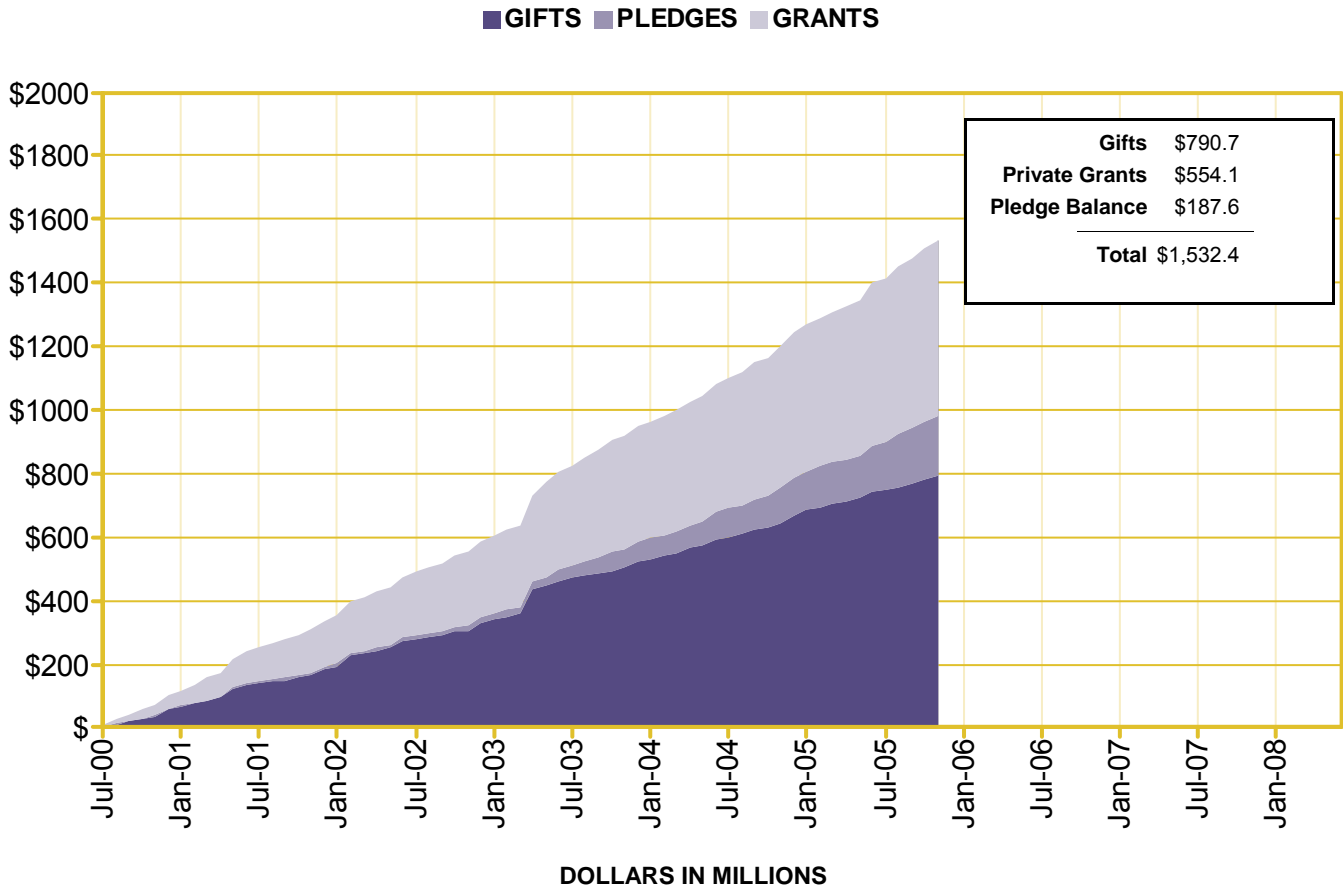
Annual reporting is July 1, 2005 through the end of the preceding calendar month.

Job Number: 68259
November 2005

Table of Contents



CAMPAIGN PROGRESS SINCE JULY 1, 2000



Source: UW Office of Development

Summarizes Total Private Voluntary Support since July 1, 2000. Testamentary Commitments included in Pledge Balance total. All dollar totals in millions.

Job Number: 68259
 November 2005

Fundraising Progress Since July 1, 2000



CAMPAIGN PROGRESS BY GIVING LEVEL

DOLLARS RAISED							
Gifts, Pledges & Grants							
Giving Level *	Alumni	Non Alumni	Family Fndns.	Corporations	Foundations	Other Orgs.	Total
\$100M+	\$0	\$32,720	\$143,018,474	\$0	\$0	\$0	\$143,051,194
\$50M - \$99,999,999	\$0	\$0	\$0	\$0	\$0	\$0	\$0
\$10M - \$49,999,999	\$27,805,205	\$58,723,331	\$20,512,500	\$50,648,615	\$66,795,556	\$11,063,973	\$235,549,180
\$5M - \$9,999,999	\$17,057,424	\$5,111,250	\$0	\$41,191,702	\$48,111,595	\$53,680,279	\$165,152,250
\$1M - \$4,999,999	\$87,243,079	\$49,746,867	\$24,365,188	\$112,099,884	\$95,388,694	\$68,957,056	\$437,800,767
\$100,000 - \$999,999	\$75,349,139	\$59,604,336	\$22,762,742	\$102,350,068	\$52,298,653	\$51,614,674	\$363,979,611
\$25,000 - \$99,999	\$19,499,036	\$14,724,001	\$2,895,236	\$25,926,593	\$6,928,681	\$8,570,549	\$78,544,096
\$10,000 - \$24,999	\$13,075,590	\$9,750,783	\$832,500	\$8,271,703	\$1,278,389	\$2,166,937	\$35,375,902
\$5,000 - \$9,999	\$9,632,293	\$7,288,739	\$271,043	\$4,271,277	\$530,078	\$604,746	\$22,598,175
\$2,000 - \$4,999	\$8,786,385	\$6,968,554	\$84,508	\$2,968,657	\$250,690	\$413,402	\$19,472,195
\$1,000 - \$1,999	\$4,751,012	\$3,823,384	\$21,676	\$1,269,023	\$74,841	\$173,180	\$10,113,116
\$500 - \$999	\$4,228,154	\$3,236,904	\$4,710	\$616,815	\$27,410	\$80,977	\$8,194,971
\$250 - \$499	\$2,970,003	\$2,048,458	\$1,300	\$274,721	\$7,407	\$39,622	\$5,341,512
\$100 - \$249	\$2,723,526	\$1,796,716	\$2,115	\$253,233	\$8,567	\$27,498	\$4,811,654
\$1 - \$99	\$1,317,599	\$1,036,401	\$189	\$64,919	\$968	\$9,079	\$2,429,155
Total	\$274,438,445	\$223,892,443	\$214,772,181	\$350,207,208	\$271,701,530	\$197,401,969	\$1,532,413,777
DONOR COUNTS							
Giving Level	Alumni	Non Alumni	Family Fndns.	Corporations	Foundations	Other Orgs.	Total
\$100M+	0	2	1	0	0	0	3
\$50M - \$99,999,999	0	0	0	0	0	0	0
\$10M - \$49,999,999	8	6	2	4	4	1	25
\$5M - \$9,999,999	4	5	0	6	7	7	29
\$1M - \$4,999,999	82	78	12	53	42	36	303
\$100,000 - \$999,999	428	472	69	390	160	167	1,686
\$25,000 - \$99,999	784	735	66	571	141	173	2,470
\$10,000 - \$24,999	1,577	1,479	54	619	87	143	3,959
\$5,000 - \$9,999	2,509	2,226	46	726	88	97	5,692
\$2,000 - \$4,999	4,698	4,495	30	1,139	86	148	10,596
\$1,000 - \$1,999	5,553	5,490	19	1,153	62	151	12,428
\$500 - \$999	9,066	8,494	10	1,139	44	137	18,890
\$250 - \$499	11,158	9,370	4	963	25	128	21,648
\$100 - \$249	22,150	17,906	15	1,970	59	215	42,315
\$1 - \$99	36,051	34,826	4	1,671	19	262	72,833
Total	94,068	85,584	332	10,404	824	1,665	192,877

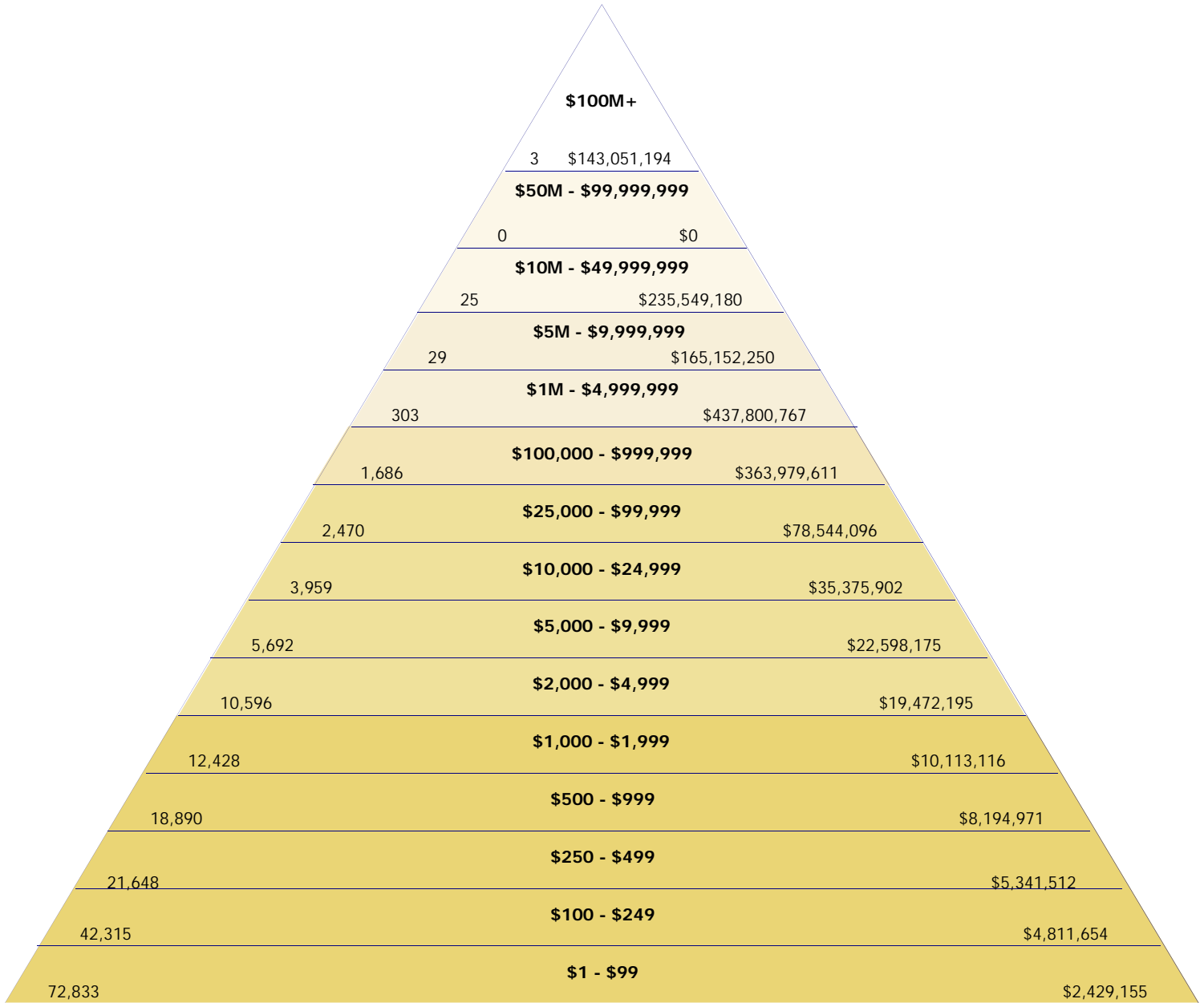
Source: UW Office of Development & Alumni Relations

This report shows the count of distinct donors and campaign total by giving level and donor type since July 1, 2000.

**"Giving Level" is determined by summing all gift record types (including grants)



CAMPAIGN PROGRESS BY PYRAMID, SINCE JULY 1, 2000



192,877 Donor Count

Campaign Total: \$1,532,413,777

*Campaign Working Goal: \$2,000,000,000

Percent Complete: 76.6%

Source: UW Office of Development

The counts of distinct donors and fundraising totals by giving level are shown.

*Unit campaign goals are still being finalized.

Pyramid Levels are determined by summing all gift record types(including grants)



CAMPAIGN PROGRESS BY CONSTITUENCY

	GIFTS	Irrevocable Deferred Gifts		PLEDGES	Testamentary Commitments		GRANTS	Campaign - Private Voluntary Support		
		Donor Value	Discount Value		Donor Value	Discount Value		TOTAL	Working Goal	% of Goal
UW Medicine	\$227,881,267	\$10,047,291	\$5,478,796	\$21,106,956	\$19,039,853	\$5,484,249	\$277,819,495	\$555,894,862	\$1,000,000,000	55.6%
Architecture	\$6,206,928	\$2,244,117	\$658,000	\$1,440,105	\$2,000,000	\$1,142,468	\$1,546,925	\$13,438,075	\$19,000,000	70.7%
Arts and Sciences	\$81,847,187	\$5,151,297	\$3,251,487	\$10,445,627	\$18,174,000	\$9,141,691	\$58,457,532	\$174,075,643	\$240,000,000	72.5%
Broadcast Services	\$36,271,593	\$0	\$0	\$14,510	\$0	\$0	\$0	\$36,286,103	N/A	N/A
Business School	\$46,536,908	\$781,794	\$554,584	\$28,826,704	\$3,525,271	\$2,299,433	\$225,800	\$79,896,477	\$226,000,000	35.4%
Dentistry	\$6,371,997	\$20,000	\$19,279	\$797,177	\$675,000	\$378,427	\$3,521,259	\$11,385,433	\$15,000,000	75.9%
Education	\$8,497,284	\$28,552	\$10,686	\$3,908,021	\$0	\$0	\$11,949,359	\$24,383,215	\$23,000,000	106.0%
Engineering	\$108,415,497	\$1,568,700	\$842,567	\$12,668,079	\$5,070,011	\$2,299,334	\$60,192,765	\$187,915,052	\$250,000,000	75.2%
Evans Schl. of Pub. Affairs	\$9,088,203	\$57,994	\$69,964	\$482,598	\$500,000	\$265,793	\$33,093,547	\$43,222,343	\$40,000,000	108.1%
Forest Resources	\$7,550,276	\$646,572	\$516,844	\$562,161	\$2,500,000	\$1,266,903	\$2,929,333	\$14,188,341	\$17,700,000	80.2%
Friday Harbor Labs	\$5,569,403	\$153,242	\$78,775	\$364,546	\$3,230,000	\$2,231,678	\$775,938	\$10,093,128	\$12,000,000	84.1%
Information School	\$2,482,735	\$0	\$0	\$119,882	\$100,000	\$64,666	\$875,683	\$3,578,299	\$5,000,000	71.6%
Intercollegiate Athletics	\$75,848,411	\$246,570	\$166,700	\$5,174,103	\$25,000	\$10,388	\$0	\$81,294,084	\$110,000,000	73.9%
Law	\$23,800,047	\$2,026	\$2,026	\$1,710,590	\$0	\$0	\$958,642	\$26,471,305	\$70,000,000	37.8%
Libraries	\$4,726,019	\$442,146	\$351,456	\$56,701	\$772,000	\$379,527	\$475,708	\$6,472,574	\$9,000,000	71.9%
Nursing	\$7,689,074	\$275,000	\$205,182	\$971,732	\$2,325,000	\$1,274,944	\$7,148,034	\$18,408,840	\$24,000,000	76.7%
Ocean and Fisheries	\$11,149,913	\$562,500	\$314,233	\$142,149	\$0	\$0	\$16,701,161	\$28,555,723	\$34,000,000	84.0%
Pharmacy	\$7,177,120	\$0	\$0	\$553,231	\$0	\$0	\$4,127,860	\$11,858,210	\$10,260,000	115.6%
President's Funds	\$4,963,000	\$622,974	\$476,949	\$521,853	\$2,750,000	\$1,353,977	\$0	\$8,857,827	N/A	N/A
Public Health	\$13,128,303	\$50,259	\$33,185	\$754,046	\$0	\$0	\$55,694,347	\$69,626,956	\$90,000,000	77.4%
Scholar. & Student Progs.	\$22,662,525	\$651,293	\$332,682	\$4,457,979	\$1,000,000	\$530,038	\$691,327	\$29,463,123	\$40,000,000	73.7%
Social Work	\$1,738,770	\$165,797	\$33,243	\$79,400	\$0	\$0	\$4,991,927	\$6,975,894	\$10,000,000	69.8%
University Press	\$1,599,555	\$83,788	\$62,116	\$35,387	\$1,300,000	\$1,421,362	\$0	\$3,018,729	\$3,000,000	100.6%
University Support	\$27,151,619	\$1,510,063	\$757,793	\$6,323,137	\$11,250,000	\$4,841,000	\$11,192,541	\$57,427,359	N/A	N/A
UW Bothell	\$2,022,711	\$0	\$0	\$232,866	\$0	\$0	\$650,500	\$2,906,077	\$5,700,000	51.0%
UW Tacoma	\$14,840,134	\$195,000	\$173,651	\$8,685,279	\$2,925,000	\$1,657,696	\$74,690	\$26,720,103	\$30,000,000	89.1%
All UW Total	\$765,216,479	\$25,506,974	\$14,390,198	\$110,434,816	\$77,161,135	\$36,043,574	\$554,094,373	\$1,532,413,777	\$2,000,000,000	76.6%

Source: UW Office of Development

Fundraising progress toward campaign working goals by constituency area (school/college/program). Campaign total is the sum of gifts, grants, active pledges and donor values of irrevocable deferred gifts and testamentary commitments. "N/A" is not applicable. 1 - "Pledges" are those in active status only. 2 - "Grants" are private grants only. 3 - Unit campaign working goals are still being finalized.

Job Number: 68259
November 2005

Campaign Progress by Constituency - Since July 2000



CAMPAIGN FUNDING THEME PROGRESS - JULY 2000 - PRESENT

THEME	CURRENT USE	ENDOWMENT	TOTAL
Student Support	\$73,402,383	\$102,047,802	\$175,450,184
Faculty Support	\$72,512,245	\$100,228,078	\$172,740,323
Program Support for Faculty and Students	\$685,282,794	\$77,880,062	\$763,162,856
Capital	\$255,091,619	\$1,678,269	\$256,769,887
Unrestricted	\$135,541,926	\$28,748,599	\$164,290,525
Total	\$1,221,830,967	\$310,582,809	\$1,532,413,777
Goal	\$1,600,000,000	\$400,000,000	\$2,000,000,000
% to Goal	76.4%	77.6%	76.6%

Source: UW Office of Development

This report shows contribution totals by campaign theme/priority since July 1, 2000.

Job Number: 68259
 November 2005

Campaign Theme Progress



DEVELOPMENT SUMMARY - TOTAL PRIVATE VOLUNTARY SUPPORT

AREA	YEAR TO DATE DONOR VALUES		
	GIFTS	PRIVATE GRANTS	TOTAL
UW Seattle			
UW Medicine	\$8,031,879	\$20,154,537	\$28,186,416
Architecture	\$2,302,946	\$24,150	\$2,327,096
Arts and Sciences	\$5,462,929	\$3,121,346	\$8,584,275
Broadcast Services	\$3,030,852		\$3,030,852
Business School	\$2,950,426	\$25,000	\$2,975,426
Dentistry	\$656,353	\$15,000	\$671,353
Education	\$738,075	\$295,100	\$1,033,175
Engineering	\$4,547,228	\$8,246,928	\$12,794,156
Evans Schl. of Pub. Affairs	\$389,209	\$1,937,642	\$2,326,851
Forest Resources	\$1,506,660	\$127,315	\$1,633,975
Graduate School	\$1,567,974	\$181,583	\$1,749,557
Information School	\$130,059	\$38,736	\$168,795
Intercollegiate Athletics	\$2,821,573		\$2,821,573
Law	\$1,187,908	\$20,698	\$1,208,606
Libraries	\$545,272	\$65,382	\$610,654
Nursing	\$834,219	\$542,909	\$1,377,128
Ocean and Fisheries	\$1,526,628	\$895,382	\$2,422,010
Pharmacy	\$522,454	\$118,606	\$641,060
President's Funds	\$200,056		\$200,056
Public Health	\$558,653	\$4,589,070	\$5,147,723
Scholar. & Student Progs.	\$2,104,358	\$66,456	\$2,170,814
Social Work	\$206,735	\$317,405	\$524,140
UW Alumni Association	\$371,978		\$371,978
University Press	\$175,765		\$175,765
University Support	\$3,949,808	\$79,635	\$4,029,443
Washington Tech. Center			
UW Bothell	\$41,060	\$600,000	\$641,060
UW Tacoma	\$1,090,134	\$4,990	\$1,095,124
All UW Total	\$47,451,205	\$41,467,872	\$88,919,077

Source: UW Office of Development

Contribution totals for the major Development areas of the University are shown.

Job Number: 68259

November 2005

Development Area Summary - Total Private Voluntary Support



DEVELOPMENT SUMMARY - GIFTS AND PRIVATE GRANTS

AREA	CURRENT MONTH		YEAR TO DATE		PRIOR YEAR TO DATE		PRIOR FISCAL YEAR	
	Donors	Value	Donors	Value	Donors	Value	Donors	Value
UW Seattle								
UW Medicine	3,165	\$6,567,125	7,823	\$28,186,416	7,889	\$29,960,504	18,807	\$89,363,526
Architecture	76	\$172,062	232	\$2,327,096	210	\$90,478	1,125	\$900,689
Arts and Sciences	2,324	\$1,225,634	6,969	\$8,584,275	7,019	\$10,136,054	15,435	\$25,765,062
Broadcast Services	272	\$1,101,588	1,587	\$3,030,852	1,187	\$2,184,814	3,217	\$8,301,726
Business School	459	\$919,601	2,051	\$2,975,426	1,889	\$5,465,068	4,296	\$12,344,544
Dentistry	226	\$52,516	597	\$671,353	553	\$599,083	1,270	\$1,418,395
Education	396	\$174,357	815	\$1,033,175	649	\$2,792,773	1,475	\$7,555,540
Engineering	532	\$1,831,528	1,941	\$12,794,156	1,697	\$8,994,655	4,024	\$31,841,841
Evans Schl. of Pub. Affairs	50	\$259,458	186	\$2,326,851	357	\$6,176,176	721	\$9,948,313
Forest Resources	100	\$1,124,197	325	\$1,633,975	293	\$709,136	1,023	\$2,002,612
Graduate School	48	\$123,891	174	\$1,749,557	101	\$1,047,114	535	\$4,065,408
Information School	47	\$41,382	313	\$168,795	312	\$134,391	569	\$400,100
Intercollegiate Athletics	453	\$742,106	2,474	\$2,821,573	1,774	\$2,391,253	23,274	\$15,865,980
Law	381	\$450,875	614	\$1,208,606	351	\$791,843	1,728	\$1,831,593
Libraries	223	\$95,034	680	\$610,654	691	\$230,184	4,105	\$1,030,319
Nursing	286	\$135,690	639	\$1,377,128	557	\$823,381	1,627	\$2,439,883
Ocean and Fisheries	67	\$296,221	214	\$2,422,010	158	\$6,335,939	679	\$9,870,610
Pharmacy	89	\$230,612	346	\$641,060	291	\$1,177,290	1,031	\$3,133,622
President's Funds	159	\$60,205	596	\$200,056	564	\$205,084	2,237	\$693,593
Public Health	93	\$1,716,093	268	\$5,147,723	220	\$4,137,244	639	\$10,248,558
Scholar. & Student Progs.	522	\$564,202	1,376	\$2,170,814	1,503	\$1,242,381	3,358	\$5,087,417
Social Work	95	\$278,218	232	\$524,140	139	\$657,313	788	\$1,456,040
UW Alumni Association	1,964	\$83,426	7,746	\$371,978	6,853	\$316,782	20,482	\$1,034,131
University Press	15	\$16,070	217	\$175,765	134	\$129,271	357	\$465,799
University Support	434	\$589,195	832	\$4,029,443	567	\$4,253,532	2,202	\$9,634,062
Washington Tech. Center								
UW Bothell	36	\$9,352	118	\$641,060	142	\$26,808	520	\$286,256
UW Tacoma	67	\$833,485	253	\$1,095,124	132	\$106,740	650	\$3,786,663
All UW Unique Total	11,881	\$19,694,136	35,803	\$88,919,077	32,944	\$91,115,307	95,227	\$260,772,296

Source: UW Office of Development

The number of donors and contribution totals for the major Development areas of the University are shown. Dollar values are based on donor values.

Job Number: 68259

November 2005

Development Area Summary - Gifts and Private Grants



DEVELOPMENT SUMMARY - GIFTS

AREA	CURRENT MONTH		YEAR TO DATE		PRIOR YEAR TO DATE		PRIOR FISCAL YEAR	
	Donors	Value	Donors	Value	Donors	Value	Donors	Value
UW Seattle								
UW Medicine	3,106	\$2,172,300	7,648	\$8,031,879	7,714	\$12,619,321	18,519	\$38,381,050
Architecture	75	\$157,062	230	\$2,302,946	209	\$87,978	1,123	\$518,323
Arts and Sciences	2,315	\$994,311	6,929	\$5,462,929	6,979	\$7,510,206	15,367	\$18,075,018
Broadcast Services	272	\$1,101,588	1,587	\$3,030,852	1,187	\$2,184,814	3,217	\$8,301,726
Business School	459	\$919,601	2,050	\$2,950,426	1,888	\$5,424,868	4,295	\$12,293,744
Dentistry	226	\$52,516	595	\$656,353	550	\$507,364	1,265	\$1,207,976
Education	396	\$174,357	813	\$738,075	644	\$891,976	1,468	\$1,809,231
Engineering	515	\$573,923	1,900	\$4,547,228	1,664	\$5,895,979	3,953	\$20,659,919
Evans Schl. of Pub. Affairs	50	\$259,458	176	\$389,209	342	\$203,841	699	\$544,233
Forest Resources	99	\$1,102,418	321	\$1,506,660	289	\$573,029	1,015	\$1,434,077
Graduate School	46	\$13,616	171	\$1,567,974	97	\$298,819	529	\$1,760,644
Information School	47	\$41,382	309	\$130,059	311	\$105,116	568	\$327,830
Intercollegiate Athletics	453	\$742,106	2,474	\$2,821,573	1,774	\$2,391,253	23,274	\$15,865,980
Law	381	\$450,875	613	\$1,187,908	349	\$766,843	1,725	\$1,686,596
Libraries	222	\$36,652	678	\$545,272	691	\$230,184	4,105	\$1,030,319
Nursing	286	\$135,690	628	\$834,219	549	\$420,599	1,616	\$1,569,608
Ocean and Fisheries	59	\$47,493	194	\$1,526,628	146	\$1,411,575	654	\$2,060,947
Pharmacy	88	\$216,678	344	\$522,454	288	\$983,688	1,024	\$2,155,260
President's Funds	159	\$60,205	596	\$200,056	564	\$205,084	2,237	\$693,593
Public Health	86	\$78,758	244	\$558,653	199	\$431,102	596	\$951,832
Scholar. & Student Progs.	522	\$564,202	1,374	\$2,104,358	1,503	\$1,242,381	3,357	\$4,964,114
Social Work	94	\$25,776	229	\$206,735	131	\$280,327	775	\$578,123
UW Alumni Association	1,964	\$83,426	7,746	\$371,978	6,853	\$316,782	20,482	\$1,034,131
University Press	15	\$16,070	217	\$175,765	134	\$129,271	357	\$465,799
University Support	434	\$589,195	830	\$3,949,808	567	\$4,253,532	2,199	\$9,529,319
Washington Tech. Center								
UW Bothell	36	\$9,352	117	\$41,060	142	\$26,808	520	\$286,256
UW Tacoma	66	\$828,495	252	\$1,090,134	132	\$106,740	649	\$3,784,263
All UW Unique Total	11,782	\$11,447,518	35,510	\$47,451,205	32,655	\$49,499,496	94,742	\$151,969,925

Source: UW Office of Development

The number of donors and contribution totals (gifts only) for the major Development areas of the University are shown. Dollar values are based on donor values.

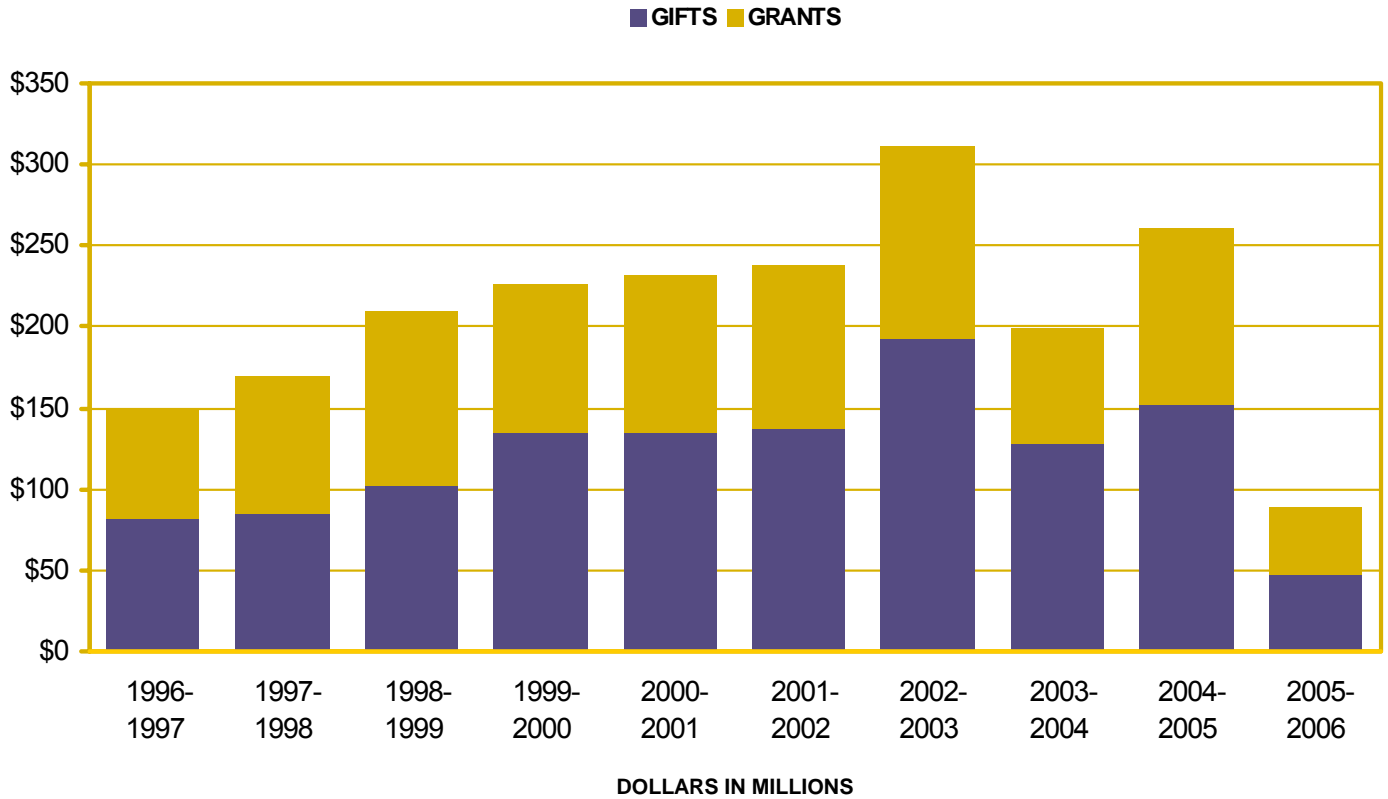
Job Number: 68259

November 2005

Development Area Summary - Gifts



COMPLETE FISCAL YEAR COMPARISON OF TOTAL CONTRIBUTIONS RECEIVED



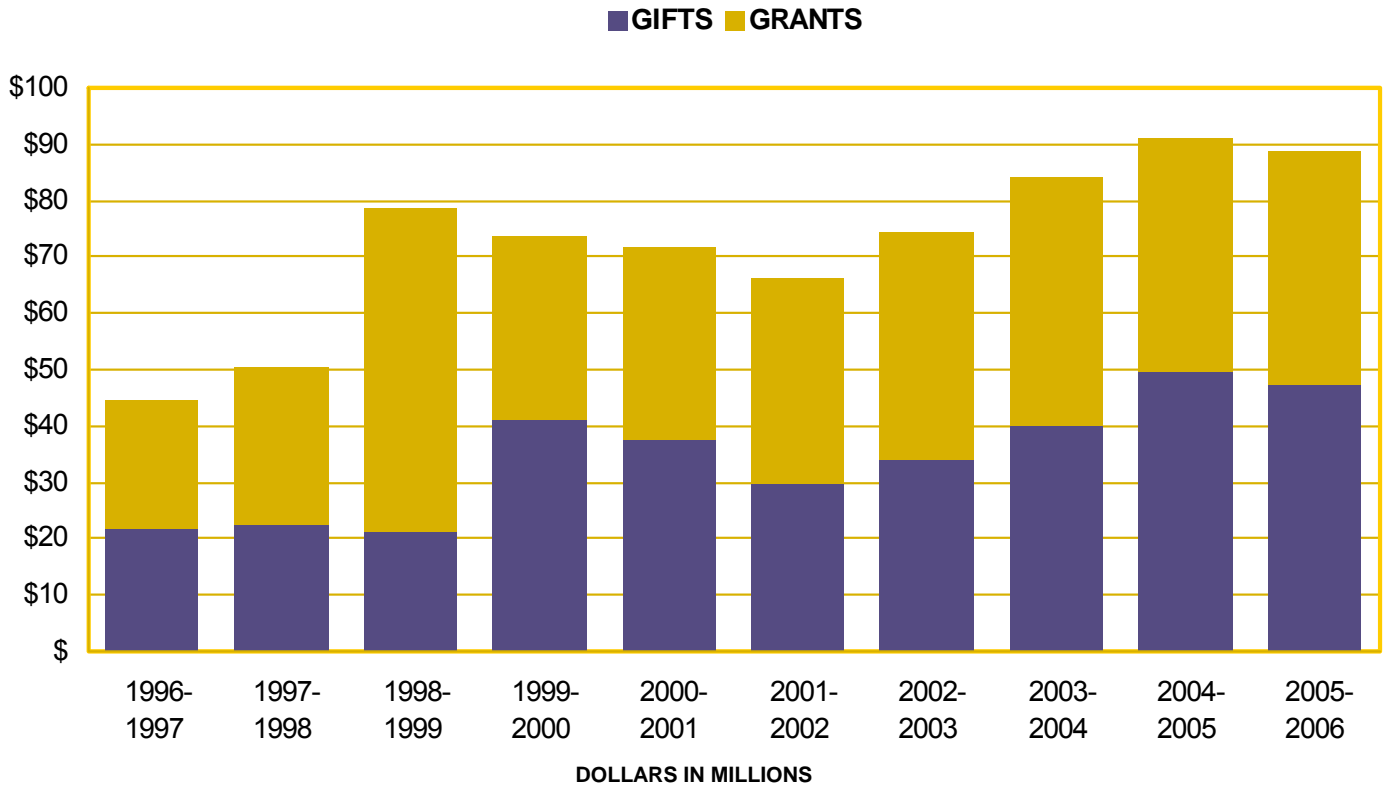
FISCAL YEAR	GIFTS	GRANTS	TOTAL CONTRIBUTIONS
2005- 2006	\$47,451,205	\$41,467,872	\$88,919,077
2004- 2005	\$151,969,925	\$108,802,371	\$260,772,296
2003- 2004	\$128,174,367	\$71,603,323	\$199,777,690
2002- 2003	\$192,573,183	\$118,677,722	\$311,250,905
2001- 2002	\$137,959,340	\$100,820,547	\$238,779,887
2000- 2001	\$134,805,190	\$97,112,979	\$231,918,169
1999- 2000	\$134,037,997	\$91,536,165	\$225,574,162
1998- 1999	\$102,925,077	\$107,619,586	\$210,544,663
1997- 1998	\$84,718,016	\$85,276,615	\$169,994,631
1996- 1997	\$81,892,963	\$67,425,874	\$149,318,837

Source: UW Office of Development

This graph compares the current fiscal year's contribution totals to each of the previous nine fiscal year's contribution totals.



YEAR TO DATE CONTRIBUTION TOTALS



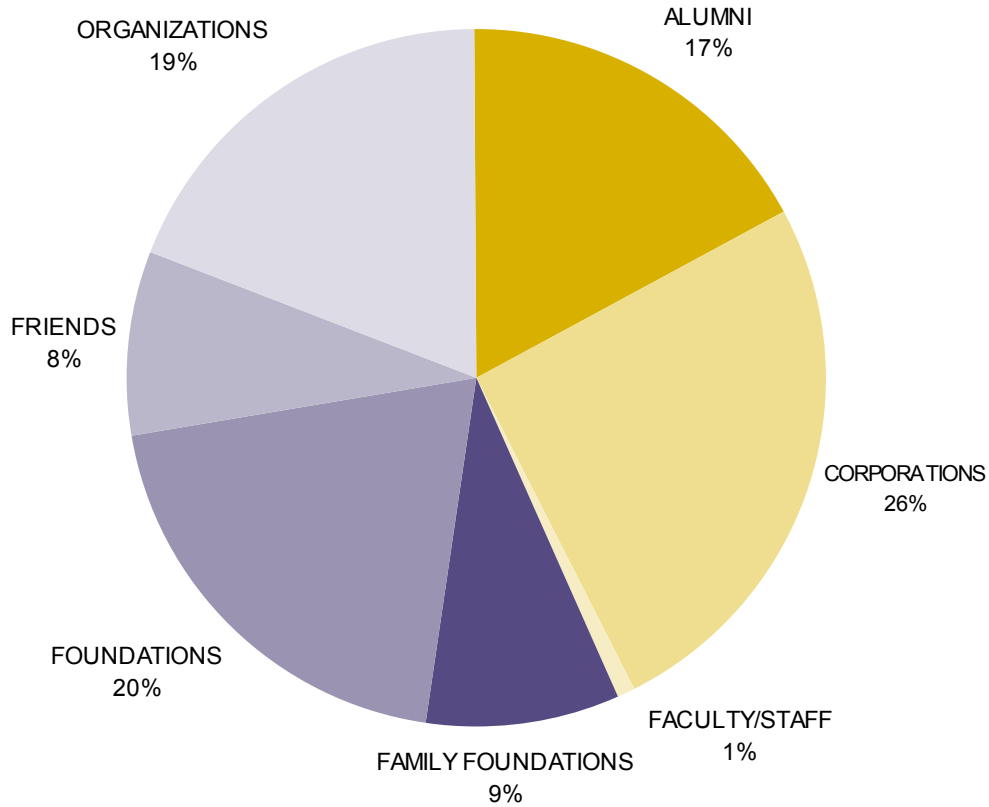
FISCAL YEAR	GIFTS	GRANTS	TOTAL CONTRIBUTIONS
2005- 2006	\$47,451,205	\$41,467,872	\$88,919,077
2004- 2005	\$49,499,496	\$41,615,811	\$91,115,307
2003- 2004	\$40,115,399	\$43,839,685	\$83,955,084
2002- 2003	\$34,187,163	\$40,154,560	\$74,341,723
2001- 2002	\$29,673,079	\$36,734,510	\$66,407,590
2000- 2001	\$37,543,479	\$34,169,985	\$71,713,464
1999- 2000	\$41,262,818	\$32,387,391	\$73,650,209
1998- 1999	\$21,169,306	\$57,685,616	\$78,854,922
1997- 1998	\$22,598,189	\$27,621,325	\$50,219,514
1996- 1997	\$21,643,190	\$23,059,625	\$44,702,815

Source: UW Office of Development

This graph compares the current fiscal year's contribution totals to each of the previous nine fiscal year's contribution totals.



DEVELOPMENT ACTIVITY BY DONOR TYPE IN CURRENT FISCAL YEAR



DONOR TYPE	YEAR TO DATE		PRIOR YEAR TO DATE		PRIOR FISCAL YEAR	
	Donors	Value	Donors	Value	Donors	Value
Alumni	20,500	\$15,227,149	18,356	\$15,865,719	49,406	\$45,066,818
Corporations	1,251	\$22,670,256	1,219	\$18,721,027	3,775	\$61,273,024
Faculty/Staff	2,011	\$736,564	2,021	\$1,015,750	3,656	\$4,572,200
Family Foundations	85	\$7,717,930	77	\$10,103,116	176	\$20,706,692
Foundations	230	\$17,965,625	201	\$22,304,527	398	\$60,401,770
Friends	11,536	\$7,523,161	10,830	\$6,901,399	37,429	\$28,361,471
Organizations	248	\$17,078,393	251	\$16,203,770	553	\$40,390,320

Source: UW Office of Development

This graph shows the sources of contributions for the current year to date. Dollar values are based on donor value.

Job Number: 68259
 November 2005

Development Activity by Donor Type in Current Fiscal Year Chart



ALUMNI PARTICIPATION BY CONSTITUENCY

AREA	CURRENT FISCAL YEAR TO DATE			PREVIOUS FISCAL YEAR TO DATE			
	Solicitible	Donors	Partic. Rate	Solicitible	Donors	Partic. Rate	Final %
UW Seattle							
UW Medicine	16,049	1,378	8.6%	15,842	1,305	8.2%	21.5%
Architecture	7,393	407	5.5%	7,192	372	5.2%	18.5%
Arts and Sciences	126,129	8,936	7.1%	121,216	8,046	6.6%	16.7%
Business School	34,923	3,229	9.2%	34,015	2,910	8.6%	22.4%
Dentistry	4,388	556	12.7%	4,301	496	11.5%	29.0%
Education	18,434	1,427	7.7%	18,677	1,247	6.7%	20.0%
Engineering	30,120	2,191	7.3%	29,399	1,970	6.7%	17.0%
Evans Schl. Of Pub. Affairs	1,964	169	8.6%	1,872	145	7.7%	24.4%
Forest Resources	4,446	252	5.7%	4,382	253	5.8%	17.7%
Interdisc. Grad. Programs	1,296	94	7.3%	1,161	77	6.6%	20.3%
Interschool Programs	286	23	8.0%	241	16	6.6%	17.4%
Information School	3,976	457	11.5%	3,786	412	10.9%	22.7%
Law	7,320	676	9.2%	7,070	476	6.7%	24.8%
School Of Nursing	8,181	804	9.8%	7,976	737	9.2%	24.5%
Ocean & Fisheries	3,642	212	5.8%	3,560	177	5.0%	18.7%
Pharmacy	3,255	288	8.8%	3,147	257	8.2%	30.4%
Public Health	3,766	298	7.9%	3,139	258	8.2%	22.7%
Social Work	5,804	363	6.3%	5,707	292	5.1%	17.4%
Undergrad. Interdisc. Programs	119	7	5.9%	67	5	7.5%	17.9%
UW Bothell	4,324	206	4.8%	3,580	177	4.9%	13.7%
UW Tacoma	4,892	197	4.0%	4,016	146	3.6%	13.2%
Unspecified	11,097	977	8.8%	11,614	954	8.2%	24.0%
All UW Total	276,793	20,500	7.4%	267,179	18,355	6.9%	18.5%

Source: UW Office of Development

Job Number: 68259
November 2005

Alumni Participation

