

VII. STANDING COMMITTEES

B. Finance, Audit and Facilities Committee

Grant and Contract Awards – November, 2005

RECOMMENDED ACTION:

It is the recommendation of the administration and the Finance and Audit Committee that the Board of Regents accept the Grant and Contract Awards as presented on the attached list.

Attachment: Grant and Contract Awards Summary  
Report of Grant and Contract Awards of  
\$1,000,000 or More

---

---

**Grant and Contract Awards Summary**

to

**The Board of Regents**

of the

**University of Washington**

for

**November 2005**

**Office of Research**

**Office of Sponsored Programs**

---

---

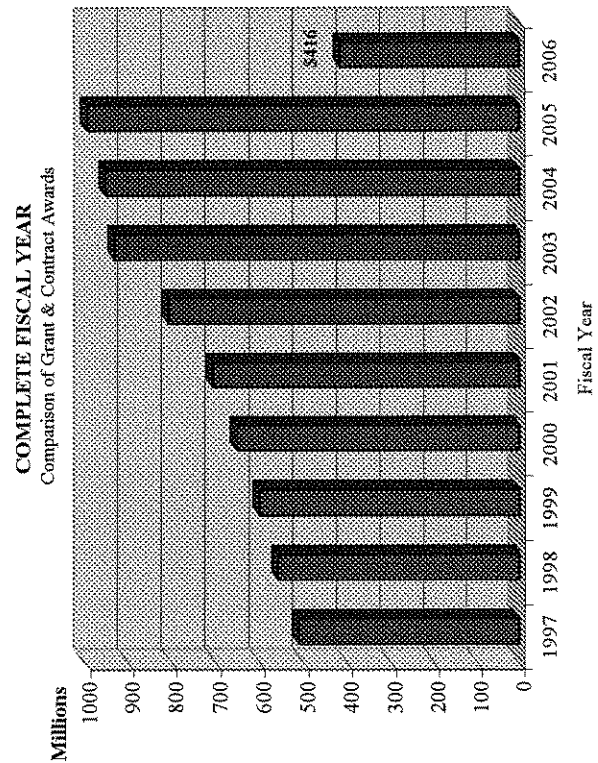
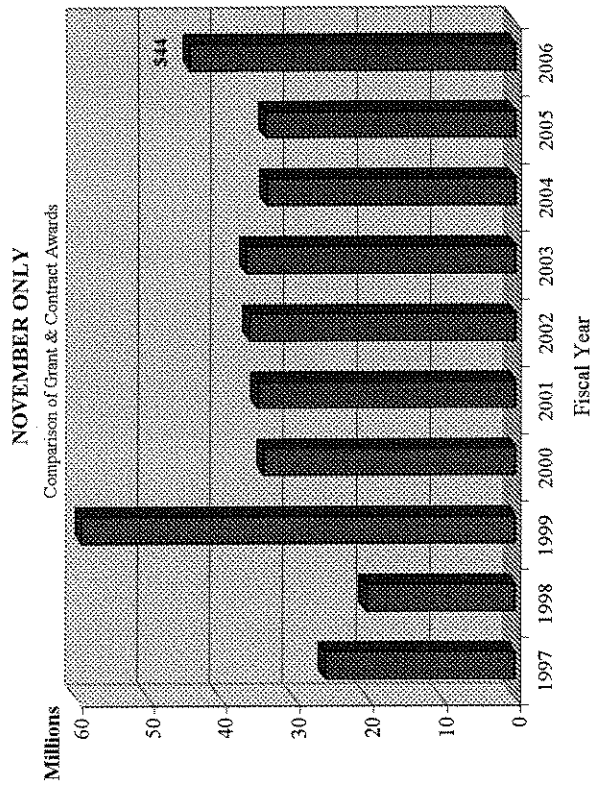
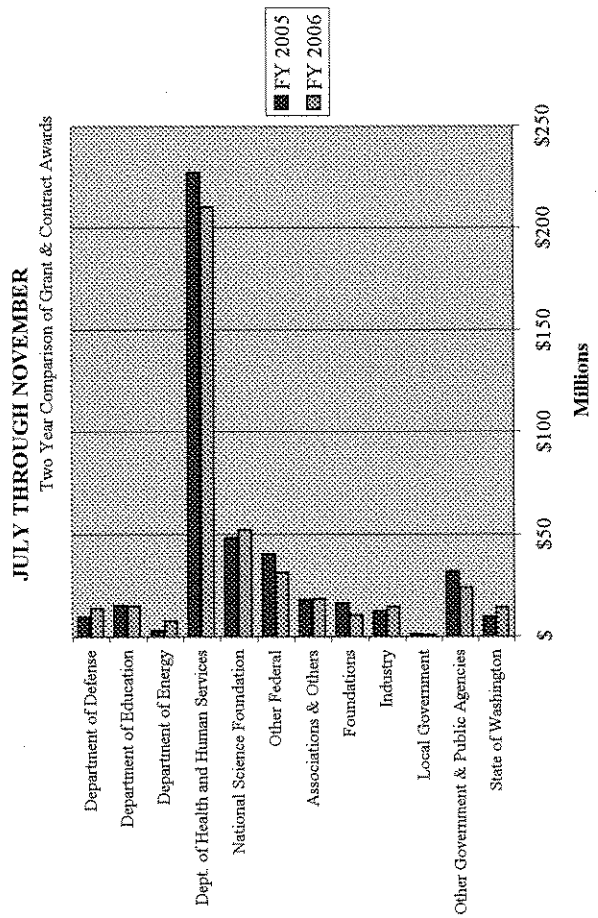
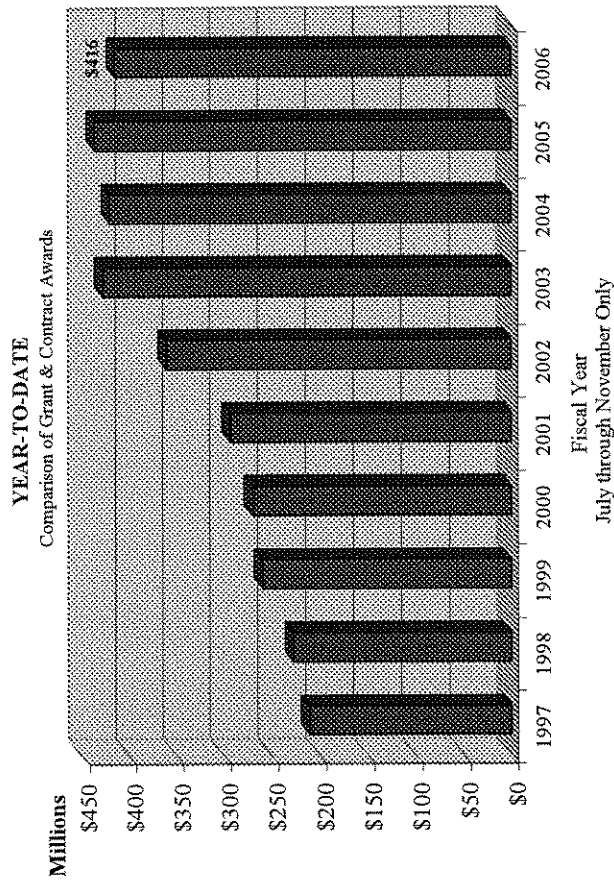
## Table of Contents

	Page
Award Highlights	2
Graphic Summary of Award Activity	3
Summary of Grant and Contract Awards	4
Comparison of Grant and Contract Awards by Agency	5
Comparison of Grant and Contract Awards by School/College	6
Listing of Awards for College of Arts and Sciences by Department	7
Summary of Grant Awards - Excluding Private Awards	8
Summary of Private Grant Awards	9
Summary of Contract Awards	10

## NOVEMBER HIGHLIGHTS

The National Institute of Mental Health of National Institutes of Health, awarded a grant in the amount of \$514,976 for a project under the direction of Assistant Professor Douglas F. Zatzick of the Department Of Psychiatry and Behavioral Sciences entitled "Early Combined Intervention After Traumatic Injury." These funds provide support for the first year of a two and one-half million dollar five year study to test the effectiveness of an early intervention that combines psychotherapeutic and psychopharmacological treatments with care management for the approximately 2.5 million individuals who are hospitalized each year after sustaining traumatic physical injuries. These injured patients are at high risk for developing post-traumatic stress disorder and related comorbidities. The investigation includes a national advisory committee that will integrate study findings into ongoing policy discussions concerning the adoption of acute care mental health services for diverse injured survivors of individual and mass trauma.

The European Commission awarded a grant in the amount of \$374,567 for a project under the direction of Professor John T. Keeler of the Henry M. Jackson School of International Studies entitled "European union Center of Excellence." The European Union (EU) Center at the University of Washington is one of fifteen EU Centers funded in the US with a grant from the European Commission. The mission of the UW Center is to promote the study of the EU and EU-US relations through teaching programs, scholarly research and outreach programs. The Center will emphasize collaborative programs with other Centers, European partner universities and community organizations. The program will afford a new generation of US undergraduates a hands-on exposure to the EU as well as provide for graduate program activities. A Center website will make available to a wider audience original materials and an interactive content element. The goal is to increase student and public knowledge of the EU and trans-Atlantic relations.



**Summary of Grant and Contract Awards**  
**Fiscal Year 2005-2006**

<b>Month</b>	<b>RESEARCH</b>		<b>TRAINING</b>		<b>Total</b>
	<b>Federal</b>	<b>Non-Federal</b>	<b>Federal</b>	<b>Non-Federal</b>	<b>Grants and Contracts</b>
July	\$66,463,818	\$6,444,105	\$7,164,851	\$1,418,430	\$81,491,204
August	\$82,136,975	\$15,186,181	\$6,605,300	\$6,661,367	\$110,589,823
September	\$66,526,770	\$14,825,079	\$15,124,518	\$3,290,200	\$99,766,567
October	\$53,095,542	\$15,762,787	\$6,572,165	\$3,939,508	\$79,370,002
November	\$16,328,571	\$13,351,636	\$11,726,933	\$2,983,538	\$44,390,678
December					
January					
February					
March					
April					
May					
June					
<b>Current Year to Date</b>	<b>\$284,551,676</b>	<b>\$65,569,787</b>	<b>\$47,193,767</b>	<b>\$18,293,043</b>	<b>\$415,608,273</b>
<b>Previous Year to Date</b>	<b>\$299,061,476</b>	<b>\$74,492,317</b>	<b>\$46,382,282</b>	<b>\$17,227,268</b>	<b>\$437,163,343</b>
<b>Over (Under) Previous Year</b>	<b>(\$14,509,800)</b>	<b>(\$8,922,530)</b>	<b>\$811,485</b>	<b>\$1,065,775</b>	<b>(\$21,555,070)</b>

Assuming acceptance of all awards by the Board of Regents

**Comparison of Grant and Contract Awards by Agency**  
**Fiscal Years 2004-2005 and 2005-2006**

Agency	July-Nov FY05	July-Nov FY06
Department of Defense	\$9,687,439	\$14,188,828
Department of Education	\$15,493,924	\$15,123,735
Department of Energy	\$3,273,338	\$8,027,049
Dept. of Health and Human Services	\$227,675,640	\$210,578,955
National Science Foundation	\$48,603,394	\$52,393,466
Other Federal	\$40,710,023	\$31,433,410
<b>Subtotal for Federal:</b>	<b>\$345,443,758</b>	<b>\$331,745,443</b>
Associations .Others	\$18,364,492	\$18,475,537
Foundations	\$16,816,719	\$10,808,475
Industry	\$12,704,557	\$14,848,890
Local Government	\$1,642,927	\$906,698
Other Government and Public Agencies	\$32,279,556	\$24,303,691
State of Washington	\$9,911,334	\$14,519,540
<b>Subtotal for Non-Federal:</b>	<b>\$91,719,585</b>	<b>\$83,862,830</b>
<b>Grand Total :</b>	<b>\$437,163,343</b>	<b>\$415,608,273</b>
<b>Amount of Increase (Decrease):</b>		<b>(\$21,555,070)</b>
<b>Percent of Increase (Decrease):</b>		<b>-4.9%</b>

Assuming acceptance of all awards by the Board of Regents

**Comparison of Grant and Contract Awards by School/College**  
**Fiscal Years 2004-2005 and 2005-2006**

<b>School/College</b>	<b>July-Nov FY05</b>	<b>July-Nov FY06</b>
<b>Upper Campus</b>		
Architecture and Urban Planning	\$300,397	\$1,673,235
Arts and Science	\$31,598,714	\$30,906,193
Business Administration	\$396,250	\$214,102
Education	\$9,444,975	\$8,726,879
Engineering	\$36,192,711	\$46,279,100
Evans School of Public Affairs	\$5,680,684	\$1,829,490
Forest Resources	\$3,060,404	\$3,397,626
Graduate School	\$937,451	\$4,429,818
Information School	\$999,946	\$1,120,258
Law	\$101,780	\$312,565
Ocean and Fishery Sciences	\$31,461,782	\$32,827,231
Office of Research	\$15,916,481	\$15,249,863
Social Work	\$11,425,578	\$6,173,029
Undergraduate Education	\$141,228	\$117,165
<b>Subtotal :</b>	<b>\$147,658,381</b>	<b>\$153,256,554</b>
<b>Health Sciences</b>		
Dentistry	\$5,640,120	\$5,433,057
Medicine	\$192,673,662	\$184,202,371
Nursing	\$7,944,959	\$7,898,636
Pharmacy	\$5,971,904	\$4,426,333
Public Health and Community Medicine	\$50,365,837	\$40,234,733
<b>Subtotal :</b>	<b>\$262,596,482</b>	<b>\$242,195,130</b>
<b>Special Programs</b>		
Health Sciences Special Programs	\$15,588,297	\$10,984,824
Other Special Programs	\$9,597,702	\$7,230,300
<b>Subtotal :</b>	<b>\$25,185,999</b>	<b>\$18,215,124</b>
<b>Branch Campuses</b>		
Branch Campuses (Bothell)	\$1,557,813	\$1,373,636
Branch Campuses (Tacoma)	\$164,668	\$567,829
<b>Subtotal :</b>	<b>\$1,722,481</b>	<b>\$1,941,465</b>
<b>Grand Total :</b>	<b>\$437,163,343</b>	<b>\$415,608,273</b>

Assuming acceptance of all awards by the Board of Regents



---



---

**List of Awards for Arts and Sciences**

<b>Department</b>	<b>July-Nov FY05</b>	<b>July-Nov FY06</b>
Center for Statistics and the Social Sciences	\$214,000	\$149,211
Center for Studies in Demography and Ecology	\$448,721	\$347,671
College of Arts and Sciences	\$1,147,442	\$0
Department of Anthropology	\$283,826	\$1,745,031
Department of Applied Mathematics	\$326,013	\$849,562
Department of Asian Languages and Literature	\$10,000	\$140,000
Department of Astronomy	\$793,092	\$994,639
Department of Atmospheric Sciences	\$2,231,430	\$2,685,577
Department of Biology	\$2,338,523	\$3,706,445
Department of Chemistry	\$8,032,948	\$5,295,052
Department of Classics	\$0	\$30,000
Department of Communication	\$889,500	\$24,550
Department of Earth and Space Sciences	\$3,552,358	\$2,404,154
Department of Economics	\$0	\$7,250
Department of Geography	\$311,978	\$0
Department of Germanics	\$36,000	\$36,000
Department of Mathematics	\$3,120,227	\$713,604
Department of Near Eastern Languages & Civilization	\$2,000	\$0
Department of Physics	\$2,218,259	\$1,945,929
Department of Political Science	\$0	\$50,000
Department of Psychology	\$2,712,431	\$4,807,583
Department of Scandinavian Languages and Literature	\$27,273	\$0
Department of Speech and Hearing Sciences	\$137,545	\$508,138
Department of Statistics	\$719,209	\$487,282
Halbert Robinson Center for the Study of Capable Y	\$0	\$500
Henry M. Jackson School of International Studies	\$1,308,470	\$1,039,520
Institute for Nuclear Theory	\$195,000	\$2,373,000
Public Performing Arts	\$0	\$76,400
Sociology	\$0	\$396,127
Thomas Burke Memorial Washington State Museum	\$542,469	\$92,968
	<hr/>	<hr/>
	<b>\$31,598,714</b>	<b>\$30,906,193</b>

Assuming acceptance of all awards by the Board of Regents

---

---

**Summary of Grant Awards**

**Fiscal Year 2005-2006**

(Excluding Private Awards from Foundations, Industry, Associations and Other)

---

<b>Month</b>	<b>RESEARCH</b>		<b>TRAINING</b>		<b>Total Grants</b>
	<b>Federal</b>	<b>Non-Federal</b>	<b>Federal</b>	<b>Non-Federal</b>	
July	\$63,379,387	\$2,308,194	\$7,159,851	\$368,324	\$73,215,756
August	\$81,212,598	\$5,167,397	\$6,185,083	\$1,116,369	\$93,681,447
September	\$64,172,453	\$4,008,427	\$14,974,336	\$859,951	\$84,015,167
October	\$47,210,635	\$4,970,887	\$5,793,886	\$1,715,466	\$59,690,874
November	\$13,530,017	\$5,689,102	\$10,643,700	\$435,777	\$30,298,596
December					
January					
February					
March					
April					
May					
June					
<b>Year to Date</b>	<b>\$269,505,090</b>	<b>\$22,144,007</b>	<b>\$44,756,856</b>	<b>\$4,495,887</b>	<b>\$340,901,840</b>

---

---

**Assuming acceptance of all awards by the Board of Regents**

---

---

## Summary of Grant Awards

Fiscal Year 2005-2006

(Private Awards from Foundations, Industry, Associations and Other)

---

Month	RESEARCH	TRAINING	Total Grants
July	\$2,778,247	\$341,543	\$3,119,790
August	\$6,311,912	\$2,075,600	\$8,387,512
September	\$6,422,372	\$2,206,643	\$8,629,015
October	\$6,012,089	\$1,082,512	\$7,094,601
November	\$5,856,127	\$2,115,378	\$7,971,505
December			
January			
February			
March			
April			
May			
June			
Year to Date	\$27,380,746	\$7,821,676	\$35,202,422

---

---

Assuming acceptance of all awards by the Board of Regents

---

---

**Summary of Contract Awards**

**Fiscal Year 2005-2006**

---

<b>Month</b>	<b>RESEARCH</b>		<b>TRAINING</b>		<b>Total Contracts</b>
	<b>Federal</b>	<b>Non-Federal</b>	<b>Federal</b>	<b>Non-Federal</b>	
July	\$3,084,431	\$1,357,664	\$5,000	\$708,563	\$5,155,658
August	\$924,377	\$3,706,872	\$420,217	\$3,469,398	\$8,520,864
September	\$2,354,317	\$4,394,280	\$150,182	\$223,606	\$7,122,385
October	\$5,884,907	\$4,779,812	\$778,279	\$1,141,530	\$12,584,528
November	\$2,798,554	\$1,806,407	\$1,083,233	\$432,383	\$6,120,577
December					
January					
February					
March					
April					
May					
June					
<b>Year to Date</b>	<b>\$15,046,586</b>	<b>\$16,045,035</b>	<b>\$2,436,911</b>	<b>\$5,975,480</b>	<b>\$39,504,012</b>

**Assuming acceptance of all awards by the Board of Regents**

---

---

**Report of Grant and Contract Awards  
Of \$1,000,000 or More**

**November 2005**

**Requiring Action of  
The Board of Regents**

**of the  
University of Washington**

**Office of Research  
Office of Sponsored Programs**

---

---

## Table of Contents

	Page
Detail of Grant Awards - Excluding Private Grants	2
Detail of Private Grants	4
Detail of Contracts	5

Detail of Grant Awards (Excluding Private Awards) for  
November 2005

**FEDERAL**

**DEPT. OF HEALTH AND HUMAN SERVICES**

**Health Resources and Services Administration**

To: KING K. HOLMES, PROFESSOR \$4,994,230  
DEPARTMENT OF MEDICINE  
For: INTERNATIONAL AIDS EDUCATION AND TRAINING CENTER

Eff: 4/1/2002

To: PAUL G. RAMSEY, DEAN \$1,473,098  
SCHOOL OF MEDICINE  
For: THE BIOENGINEERING BUILDING

Eff: 8/1/2002

**National Institutes of Health**

To: SIDNEY D. NELSON, PROFESSOR/DEAN \$1,286,981  
REGIONAL PRIMATE RESEARCH CENTER  
For: WASHINGTON NATIONAL PRIMATE RESEARCH CENTER SUPPLEMENT 1

Eff: 5/1/2005

**Dept. of Health and Human Services Subtotal:**

---

**\$7,754,309**

**NATIONAL SCIENCE FOUNDATION**

**National Science Foundation**

To: JOHN D. BRANSFORD, PROFESSOR \$4,966,426  
COLLEGE OF EDUCATION  
For: THE LIFE CENTER: LEARNING IN INFORMAL AND FORMAL ENVIRONMENTS

Eff: 9/1/2004

To: ELIZABETH L. FEETHAM, DEAN \$2,336,000  
GRADUATE SCHOOL  
For: 2005 NSF FELLOWS

Eff: 12/1/2005

**National Science Foundation Subtotal:**

---

**\$7,302,426**

**Total for Federal:**

---

---

**\$15,056,735**

Detail of Private Grant Awards for  
November 2005

**PRIVATE**

**FOUNDATIONS**

**Robert Wood Johnson Foundation**

To: DAVID A. ACOSTA, ASSOCIATE DEAN \$1,200,000  
SCHOOL OF MEDICINE  
For: SUMMER MEDICAL AND DENTAL EDUCATION PROGRAM

Eff: 11/1/2005

**Foundations Subtotal:**

---

**\$1,200,000**

**Total for Private:**

---

---

**\$1,200,000**



Detail of Contract Awards for  
November 2005

**FEDERAL**

**DEPT. OF HEALTH AND HUMAN SERVICES**

**National Institutes of Health**

To: CHE-CHUNG TSAI, RESEARCH SCIENTIST \$1,664,278  
REGIONAL PRIMATE RESEARCH CENTER  
For: PRIMATE MODELS TO EVALUATE HIV PREVENTION AND THERAPEUTIC STRATEGIES

Eff: 9/28/2001

**Dept. of Health and Human Services Subtotal:**

---

**\$1,664,278**

**Total for Federal:**

---

---

**\$1,664,278**

**Total Awards \$1,000,000 or Greater:**

---

---

**\$17,921,013**