

VII. STANDING COMMITTEES

B. Finance, Audit and Facilities Committee

**UW**

---

**Report of Contributions**

University of Washington  
University of Washington Foundation

December 2005

---

NOTES AS OF DECEMBER 31, 2005

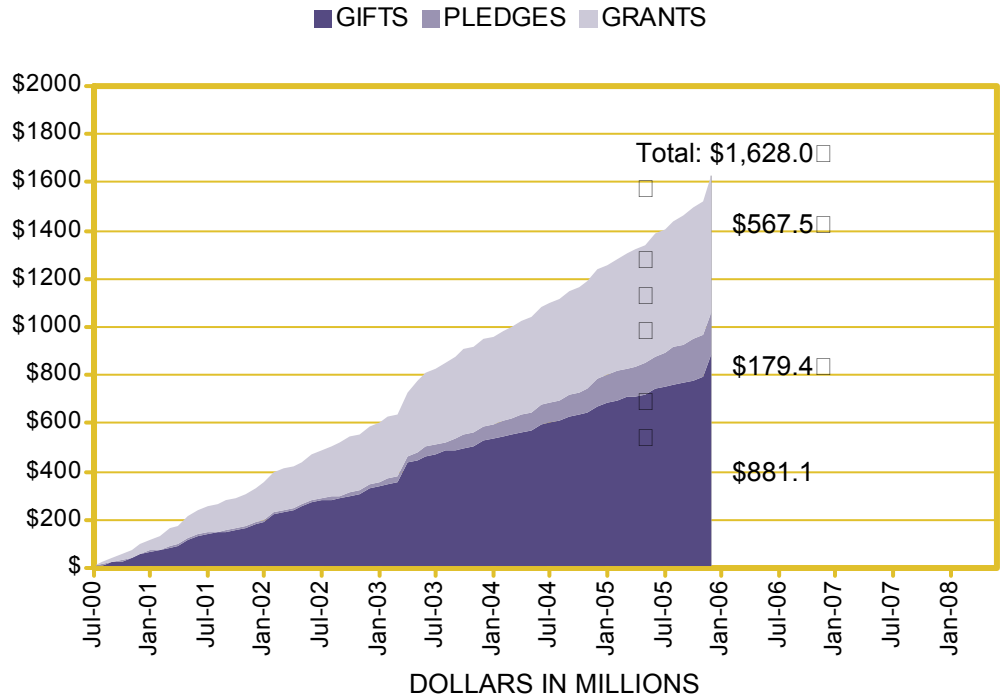
**DATA POINTS**

\$1,627,978,488 has been raised toward our campaign goal of \$2 billion.

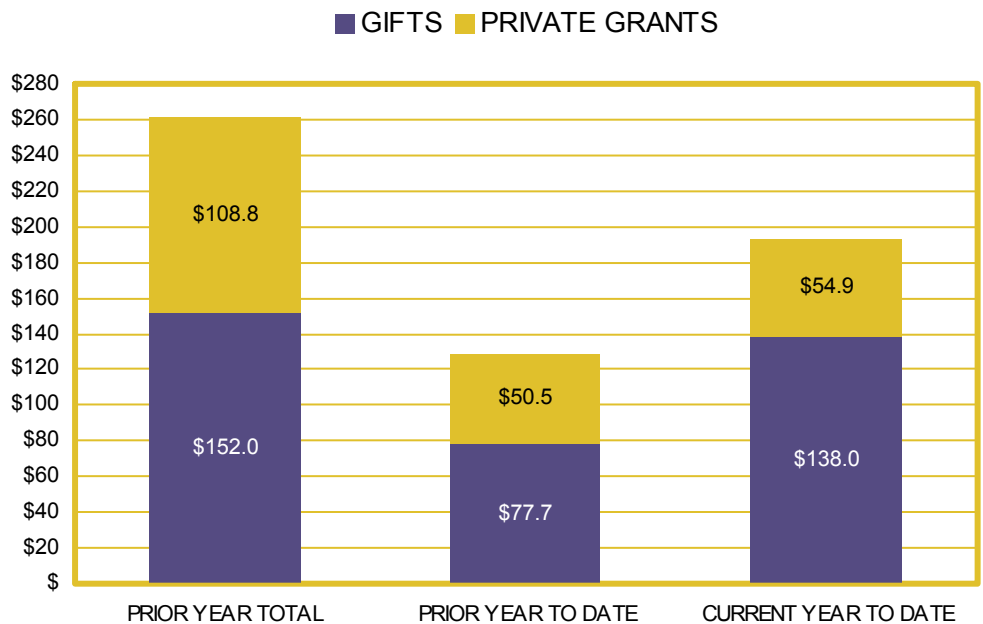
The UW received \$103.9 million in total private voluntary support (\$90.5 million in gifts and \$13.4 in grants) in December.

Areas including Architecture, Arts and Sciences, Dentistry, Engineering, Forest Resources, Intercollegiate Athletics, Law, Libraries, Nursing, Public Health, Social Work, UW Bothell, UW Medicine and UW Tacoma are ahead of last year's year-to-date totals.

**FUNDRAISING PROGRESS SINCE JULY 1, 2000**



**CURRENT GIFT AND PRIVATE GRANT TOTALS**



## DECEMBER 2005 GIFTS AND IMPACT

Selected gifts representing private support for one of the University of Washington's key fundraising priorities -- student, faculty, program and facility support.

### **Douglas M. and Barbara J. Sieverling Allan – \$98,215 to the Business School**

- Mr. and Mrs. Allan created the Douglas M. and Barbara J. Allan Endowed Fund in Entrepreneurship to benefit the Business School's Center for Innovation and Entrepreneurship (CIE).
- The CIE offers innovative undergraduate and graduate studies, business plan competitions, and access to industry practitioners, allowing students to learn firsthand how to transform innovations and technologies into new enterprises.
- The Allans met while attending the UW in the 1940s and have maintained their involvement with the University ever since. They are passionate about creating opportunities to get students out of the classroom to gain hands-on experience.
- Mr. Allan, who has long demonstrated an entrepreneurial mindset, began three successful family metallurgical businesses, now run by his daughter.

### **Tanya L. Bevan – \$30,000 to the College of Ocean and Fishery Sciences**

- Mrs. Bevan's gift to the Donald E. Bevan Endowed Fund in Fisheries, named for her late husband, will provide support for the School of Fisheries at the discretion of the Director of the School.
- Dr. Donald E. Bevan was a former Director of the School of Fisheries, Dean of the College of Fisheries, and Associate Dean of the College of Ocean and Fishery Sciences.
- Dr. Bevan's academic career spanned nearly fifty years (1940–1988) at the University of Washington and concentrated on fisheries research, management, and conservation. During his career, he worked to promote responsible fisheries management, particularly with respect to salmon in the Pacific Northwest .
- Mrs. Bevan also supports the Bevan Symposium Fund - to bring renowned experts/speakers to the School of Fisheries to provide intellectual interchange among faculty, students and professionals in the field.

### **Mary Ann Walters - \$2,000,000 to UW Medicine**

- Walters Venture Research Fund for Pancreatic Cancer supports the work of Dr. Teresa Brentnall and her colleagues in their research efforts. Dr. Brentnall's work focuses on genetic causes and early detection of cancer of the pancreas, a disease that is difficult to detect and thus particularly deadly.
- Mrs. Walters, along with her late husband Charles Eugene Walters, has given and pledged \$5.7 million to pancreatic cancer research since 2000.
- Other areas of the University supported by the Walters include Ocean and Fishery Sciences and Intercollegiate Athletics.





# REPORT OF CONTRIBUTIONS

December 2005

---

---

## **CAMPAIGN UW: CREATING FUTURES**

Report prepared by: Office of Development and Alumni Relations  
Advancement Services, Information Management

1/11/2006 05:04 PM

## TABLE OF CONTENTS

Campaign Progress to Date*	1
Campaign Progress by Giving Level*	2
Campaign Progress Pyramid*	3
Campaign Progress by Constituency*	4
Campaign Theme Progress*	5
Development Area Summary - Total Private Voluntary Support	6
Development Area Summary - Gifts and Private Grants	7
Development Area Summary - Gifts	8
Complete Fiscal Year Comparison	9
Year to Date Contribution Totals	10
Development Activity by Donor Type	11
Alumni Participation by Constituency	12

\*All Campaign totals represented are from July 1, 2000 through the end of the preceding calendar month. Please note that grant revenue totals in Campaign Reports may contain clinical trials. Fundraising totals from all affiliated non-profit organizations are also included in UW Campaign totals.

The UW Campaign Executive Committee developed the counting policy for Campaign reports, based on Council for Advancement and Support of Education (CASE) campaign counting standards.

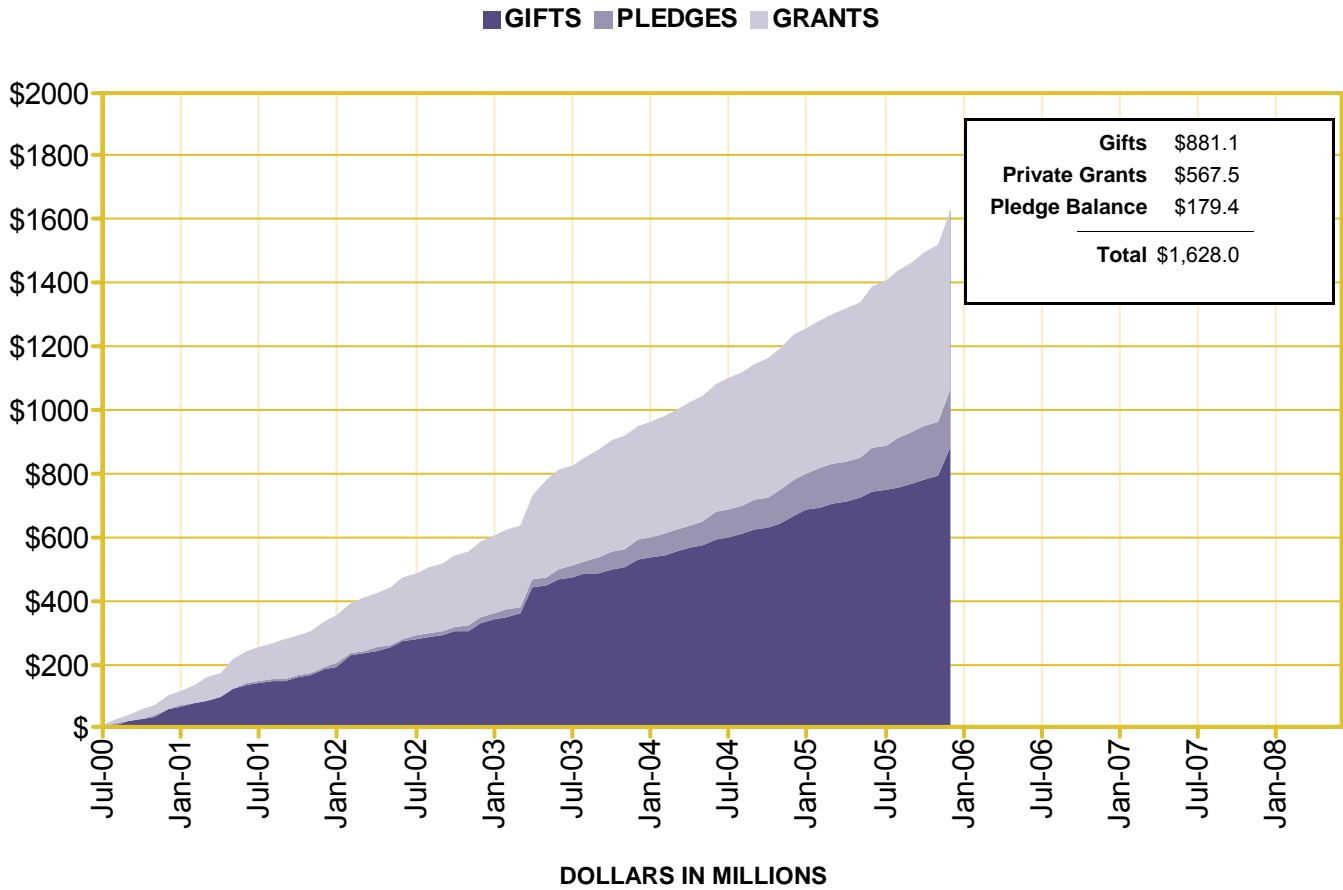
Annual reporting is July 1, 2005 through the end of the preceding calendar month.

Job Number: 68669  
December 2005

Table of Contents



CAMPAIGN PROGRESS SINCE JULY 1, 2000



Source: UW Office of Development

Summarizes Total Private Voluntary Support since July 1, 2000. Testamentary Commitments included in Pledge Balance total. All dollar totals in millions.

Job Number: 68669  
 December 2005

Fundraising Progress Since July 1, 2000



## CAMPAIGN PROGRESS BY GIVING LEVEL

<b>DOLLARS RAISED</b>							
<b>Gifts, Pledges &amp; Grants</b>							
Giving Level *	Alumni	Non Alumni	Family Fndns.	Corporations	Foundations	Other Orgs.	Total
\$100M+	\$0	\$32,720	\$198,211,014	\$0	\$0	\$0	\$198,243,734
\$50M - \$99,999,999	\$0	\$0	\$0	\$0	\$0	\$0	\$0
\$10M - \$49,999,999	\$27,806,605	\$58,599,208	\$20,527,500	\$51,050,093	\$87,553,218	\$11,185,999	\$256,722,623
\$5M - \$9,999,999	\$17,171,854	\$5,111,250	\$0	\$41,775,846	\$30,542,854	\$64,616,199	\$159,218,002
\$1M - \$4,999,999	\$93,561,037	\$51,312,352	\$25,505,288	\$114,706,364	\$100,393,581	\$61,317,204	\$446,795,825
\$100,000 - \$999,999	\$80,893,064	\$61,791,339	\$22,646,619	\$103,678,472	\$53,475,722	\$51,495,290	\$373,980,507
\$25,000 - \$99,999	\$20,702,757	\$15,926,411	\$2,929,586	\$26,265,213	\$7,027,122	\$8,621,278	\$81,472,366
\$10,000 - \$24,999	\$13,699,778	\$10,357,766	\$844,980	\$8,406,303	\$1,304,749	\$2,176,527	\$36,790,102
\$5,000 - \$9,999	\$10,025,240	\$7,669,621	\$279,443	\$4,347,160	\$541,323	\$636,592	\$23,499,379
\$2,000 - \$4,999	\$8,856,861	\$7,104,426	\$73,758	\$3,031,170	\$234,717	\$417,232	\$19,718,163
\$1,000 - \$1,999	\$4,864,257	\$3,909,885	\$22,676	\$1,290,206	\$78,266	\$180,175	\$10,345,465
\$500 - \$999	\$4,340,881	\$3,338,602	\$5,660	\$632,777	\$26,840	\$84,922	\$8,429,681
\$250 - \$499	\$3,032,229	\$2,102,832	\$900	\$277,283	\$7,832	\$39,572	\$5,460,648
\$100 - \$249	\$2,735,122	\$1,828,694	\$2,365	\$256,069	\$8,342	\$27,648	\$4,858,241
\$1 - \$99	\$1,313,315	\$1,054,272	\$189	\$65,877	\$1,003	\$9,095	\$2,443,751
<b>Total</b>	<b>\$289,002,999</b>	<b>\$230,139,377</b>	<b>\$271,049,978</b>	<b>\$355,782,834</b>	<b>\$281,195,570</b>	<b>\$200,807,730</b>	<b>\$1,627,978,488</b>
<b>DONOR COUNTS</b>							
Giving Level	Alumni	Non Alumni	Family Fndns.	Corporations	Foundations	Other Orgs.	Total
\$100M+	0	2	1	0	0	0	3
\$50M - \$99,999,999	0	0	0	0	0	0	0
\$10M - \$49,999,999	8	6	2	4	6	1	27
\$5M - \$9,999,999	5	6	0	6	5	9	31
\$1M - \$4,999,999	85	81	13	54	43	35	311
\$100,000 - \$999,999	455	492	70	397	164	168	1,746
\$25,000 - \$99,999	827	785	65	579	143	174	2,573
\$10,000 - \$24,999	1,650	1,553	56	628	90	144	4,121
\$5,000 - \$9,999	2,598	2,322	47	739	91	102	5,899
\$2,000 - \$4,999	4,748	4,628	26	1,160	81	149	10,792
\$1,000 - \$1,999	5,644	5,575	20	1,171	65	156	12,631
\$500 - \$999	9,233	8,725	12	1,165	44	143	19,322
\$250 - \$499	11,365	9,581	3	971	26	128	22,074
\$100 - \$249	22,109	18,148	16	1,996	58	218	42,545
\$1 - \$99	36,112	35,329	4	1,695	20	265	73,425
<b>Total</b>	<b>94,839</b>	<b>87,233</b>	<b>335</b>	<b>10,565</b>	<b>836</b>	<b>1,692</b>	<b>195,500</b>


Source: UW Office of Development & Alumni Relations

This report shows the count of distinct donors and campaign total by giving level and donor type since July 1, 2000.

\*\*"Giving Level" is determined by summing all gift record types (including grants)



CAMPAIGN PROGRESS BY PYRAMID, SINCE JULY 1, 2000



195,500 Donor Count

Campaign Total: \$1,627,978,488

\*Campaign Working Goal: \$2,000,000,000

Percent Complete: 81.4%

Source: UW Office of Development

The counts of distinct donors and fundraising totals by giving level are shown.

\*Unit campaign goals are still being finalized.

Pyramid Levels are determined by summing all gift record types (including grants)





## CAMPAIGN PROGRESS BY CONSTITUENCY

	GIFTS	Irrevocable Deferred Gifts		PLEDGES	Testamentary Commitments		GRANTS	Campaign - Private Voluntary Support		
		Donor Value	Discount Value		Donor Value	Discount Value		TOTAL	Working Goal	% of Goal
UW Medicine	\$255,981,048	\$10,244,571	\$5,605,591	\$20,816,483	\$21,412,853	\$6,941,065	\$282,057,413	\$590,512,368	\$1,000,000,000	59.1%
Architecture	\$6,551,663	\$2,244,117	\$658,000	\$1,723,590	\$2,000,000	\$1,142,468	\$1,546,925	\$14,066,295	\$19,000,000	74.0%
Arts and Sciences	\$85,215,110	\$6,651,297	\$4,063,598	\$9,754,583	\$18,724,000	\$9,356,696	\$60,131,879	\$180,476,870	\$240,000,000	75.2%
Broadcast Services	\$36,458,276	\$0	\$0	\$15,034	\$0	\$0	\$0	\$36,473,310	N/A	N/A
Business School	\$50,010,408	\$906,563	\$643,347	\$26,908,948	\$3,575,271	\$2,314,198	\$225,800	\$81,626,991	\$226,000,000	36.1%
Dentistry	\$6,628,967	\$246,992	\$110,376	\$925,840	\$675,000	\$378,427	\$3,524,259	\$12,001,058	\$15,000,000	80.0%
Education	\$8,762,154	\$28,552	\$10,686	\$3,705,051	\$0	\$0	\$11,949,359	\$24,445,116	\$23,000,000	106.3%
Engineering	\$117,103,879	\$1,718,700	\$959,409	\$7,123,537	\$5,200,011	\$2,338,631	\$61,519,029	\$192,665,157	\$250,000,000	77.1%
Evans Schl. of Pub. Affairs	\$9,139,260	\$57,994	\$69,964	\$506,629	\$500,000	\$265,793	\$34,673,812	\$44,877,695	\$40,000,000	112.2%
Forest Resources	\$7,757,809	\$646,572	\$516,844	\$619,981	\$2,500,000	\$1,266,903	\$3,015,850	\$14,540,211	\$17,700,000	82.1%
Friday Harbor Labs	\$5,597,819	\$153,242	\$78,775	\$374,152	\$3,230,000	\$2,231,678	\$775,938	\$10,131,151	\$12,000,000	84.4%
Information School	\$2,559,500	\$0	\$0	\$144,850	\$100,000	\$64,666	\$875,683	\$3,680,033	\$5,000,000	73.6%
Intercollegiate Athletics	\$78,788,112	\$246,570	\$166,700	\$5,029,851	\$25,000	\$10,388	\$0	\$84,089,533	\$110,000,000	76.4%
Law	\$57,230,067	\$2,026	\$2,026	\$1,351,675	\$0	\$0	\$958,642	\$59,542,409	\$70,000,000	85.1%
Libraries	\$4,904,518	\$442,146	\$351,456	\$55,654	\$772,000	\$379,527	\$475,708	\$6,650,025	\$9,000,000	73.9%
Nursing	\$8,097,756	\$285,000	\$210,008	\$962,500	\$2,825,000	\$1,454,415	\$7,148,034	\$19,318,290	\$24,000,000	80.5%
Ocean and Fisheries	\$11,623,709	\$562,500	\$314,233	\$87,723	\$0	\$0	\$19,203,118	\$31,477,050	\$34,000,000	92.6%
Pharmacy	\$7,472,670	\$0	\$0	\$557,914	\$0	\$0	\$4,200,860	\$12,231,444	\$10,260,000	119.2%
President's Funds	\$5,150,327	\$738,472	\$543,577	\$524,086	\$2,750,000	\$1,353,977	\$0	\$9,162,885	N/A	N/A
Public Health	\$13,222,574	\$50,259	\$33,185	\$772,109	\$0	\$0	\$56,722,923	\$70,767,865	\$90,000,000	78.6%
Scholar. & Student Progs.	\$25,244,252	\$651,684	\$333,072	\$2,272,665	\$1,000,000	\$530,038	\$691,327	\$29,859,928	\$40,000,000	74.6%
Social Work	\$1,891,217	\$290,566	\$158,012	\$82,476	\$0	\$0	\$5,027,927	\$7,292,185	\$10,000,000	72.9%
University Press	\$1,644,512	\$83,788	\$62,116	\$24,357	\$1,300,000	\$1,421,362	\$0	\$3,052,656	\$3,000,000	101.8%
University Support	\$28,823,388	\$1,510,063	\$757,793	\$5,637,897	\$11,300,000	\$4,855,765	\$12,028,260	\$59,299,607	N/A	N/A
UW Bothell	\$2,032,740	\$0	\$0	\$222,308	\$0	\$0	\$650,500	\$2,905,548	\$5,700,000	51.0%
UW Tacoma	\$15,228,609	\$195,000	\$173,651	\$8,409,509	\$2,925,000	\$1,657,696	\$74,690	\$26,832,807	\$30,000,000	89.4%
<b>All UW Total</b>	<b>\$853,120,342</b>	<b>\$27,956,673</b>	<b>\$15,822,419</b>	<b>\$98,609,401</b>	<b>\$80,814,135</b>	<b>\$37,963,693</b>	<b>\$567,477,936</b>	<b>\$1,627,978,488</b>	<b>\$2,000,000,000</b>	<b>81.4%</b>

Source: UW Office of Development

Fundraising progress toward campaign working goals by constituency area (school/college/program). Campaign total is the sum of gifts, grants, active pledges and donor values of irrevocable deferred gifts and testamentary commitments. "N/A" is not applicable. 1 - "Pledges" are those in active status only. 2 - "Grants" are private grants only. 3 - Unit campaign working goals are still being finalized.

Job Number: 68669  
December 2005

Campaign Progress by Constituency - Since July 2000



**CAMPAIGN FUNDING THEME PROGRESS - JULY 2000 - PRESENT**

THEME	CURRENT USE	ENDOWMENT	TOTAL
Student Support	\$74,781,788	\$139,881,447	\$214,663,234
Faculty Support	\$75,815,193	\$104,069,402	\$179,884,595
Program Support for Faculty and Students	\$702,860,592	\$103,464,215	\$806,324,807
Capital	\$256,103,352	\$1,678,269	\$257,781,621
Unrestricted	\$140,207,425	\$29,116,806	\$169,324,231
<b>Total</b>	<b>\$1,249,768,350</b>	<b>\$378,210,139</b>	<b>\$1,627,978,488</b>
Goal	\$1,600,000,000	\$400,000,000	\$2,000,000,000
% to Goal	78.1%	94.6%	81.4%

Source: UW Office of Development

This report shows contribution totals by campaign theme/priority since July 1, 2000.

Job Number: 68669  
 December 2005

Campaign Theme Progress



DEVELOPMENT SUMMARY - TOTAL PRIVATE VOLUNTARY SUPPORT

AREA	YEAR TO DATE DONOR VALUES		
	GIFTS	PRIVATE GRANTS	TOTAL
UW Seattle			
UW Medicine	\$36,328,690	\$24,392,455	\$60,721,146
Architecture	\$2,647,680	\$24,150	\$2,671,830
Arts and Sciences	\$10,330,852	\$4,795,693	\$15,126,545
Broadcast Services	\$3,218,568		\$3,218,568
Business School	\$6,548,695	\$25,000	\$6,573,695
Dentistry	\$1,140,315	\$18,000	\$1,158,315
Education	\$1,002,945	\$295,100	\$1,298,045
Engineering	\$13,385,609	\$9,573,193	\$22,958,802
Evans Schl. of Pub. Affairs	\$490,366	\$3,517,907	\$4,008,273
Forest Resources	\$1,714,193	\$213,832	\$1,928,025
Graduate School	\$1,757,203	\$181,583	\$1,938,786
Information School	\$206,824	\$38,736	\$245,560
Intercollegiate Athletics	\$5,761,274		\$5,761,274
Law	\$34,617,929	\$20,698	\$34,638,627
Libraries	\$723,770	\$65,382	\$789,152
Nursing	\$1,252,900	\$542,909	\$1,795,809
Ocean and Fisheries	\$1,960,425	\$3,397,339	\$5,357,764
Pharmacy	\$818,004	\$191,606	\$1,009,610
President's Funds	\$502,881		\$502,881
Public Health	\$652,925	\$5,617,646	\$6,270,571
Scholar. & Student Progs.	\$4,786,475	\$66,456	\$4,852,931
Social Work	\$483,950	\$353,405	\$837,355
UW Alumni Association	\$480,634		\$480,634
University Press	\$220,722		\$220,722
University Support	\$5,392,948	\$915,354	\$6,308,302
Washington Tech. Center			
UW Bothell	\$51,089	\$600,000	\$651,089
UW Tacoma	\$1,478,110	\$4,990	\$1,483,100
<b>All UW Total</b>	<b>\$137,955,991</b>	<b>\$54,851,435</b>	<b>\$192,807,426</b>

Source: UW Office of Development

Contribution totals for the major Development areas of the University are shown.

Job Number: 68669

December 2005

Development Area Summary - Total Private Voluntary Support



DEVELOPMENT SUMMARY - GIFTS AND PRIVATE GRANTS

AREA	CURRENT MONTH		YEAR TO DATE		PRIOR YEAR TO DATE		PRIOR FISCAL YEAR	
	Donors	Value	Donors	Value	Donors	Value	Donors	Value
UW Seattle								
UW Medicine	5,464	\$32,343,896	11,561	\$60,721,146	11,445	\$40,551,509	18,807	\$89,363,526
Architecture	447	\$344,734	665	\$2,671,830	555	\$263,881	1,125	\$900,689
Arts and Sciences	4,056	\$6,542,519	10,347	\$15,126,545	9,863	\$14,010,576	15,435	\$25,765,062
Broadcast Services	639	\$187,816	1,844	\$3,218,568	1,737	\$3,768,132	3,217	\$8,301,726
Business School	921	\$3,620,602	2,876	\$6,573,695	2,691	\$7,956,585	4,296	\$12,344,544
Dentistry	318	\$486,962	875	\$1,158,315	799	\$842,237	1,270	\$1,418,395
Education	247	\$264,870	1,006	\$1,298,045	777	\$3,263,737	1,475	\$7,555,540
Engineering	899	\$10,366,352	2,789	\$22,958,802	2,406	\$15,784,293	4,024	\$31,841,841
Evans Schl. of Pub. Affairs	112	\$1,681,421	272	\$4,008,273	427	\$6,299,292	721	\$9,948,313
Forest Resources	301	\$294,050	600	\$1,928,025	511	\$853,035	1,023	\$2,002,612
Graduate School	90	\$189,228	251	\$1,938,786	240	\$2,128,903	535	\$4,065,408
Information School	111	\$76,765	417	\$245,560	386	\$285,923	569	\$400,100
Intercollegiate Athletics	1,997	\$2,947,050	4,213	\$5,761,274	3,236	\$5,145,521	23,274	\$15,865,980
Law	491	\$33,430,020	1,071	\$34,638,627	951	\$992,500	1,728	\$1,831,593
Libraries	402	\$178,498	1,055	\$789,152	1,054	\$483,466	4,105	\$1,030,319
Nursing	549	\$418,581	1,154	\$1,795,809	1,130	\$1,346,223	1,627	\$2,439,883
Ocean and Fisheries	211	\$2,935,753	403	\$5,357,764	373	\$6,762,803	679	\$9,870,610
Pharmacy	223	\$367,539	534	\$1,009,610	451	\$1,399,379	1,031	\$3,133,622
President's Funds	356	\$302,925	912	\$502,881	884	\$339,291	2,237	\$693,593
Public Health	129	\$1,122,847	357	\$6,270,571	303	\$5,655,843	639	\$10,248,558
Scholar. & Student Progs.	618	\$2,682,367	1,819	\$4,852,931	1,860	\$2,700,698	3,358	\$5,087,417
Social Work	113	\$313,215	327	\$837,355	237	\$834,126	788	\$1,456,040
UW Alumni Association	2,163	\$108,655	9,894	\$480,634	9,296	\$427,101	20,482	\$1,034,131
University Press	33	\$44,956	244	\$220,722	190	\$185,093	357	\$465,799
University Support	271	\$2,280,958	1,052	\$6,308,302	779	\$5,382,886	2,202	\$9,634,062
Washington Tech. Center								
UW Bothell	39	\$9,979	145	\$651,089	175	\$210,733	520	\$286,256
UW Tacoma	100	\$387,975	308	\$1,483,100	173	\$321,692	650	\$3,786,663
<b>All UW Unique Total</b>	<b>19,065</b>	<b>\$103,930,546</b>	<b>49,636</b>	<b>\$192,807,426</b>	<b>46,526</b>	<b>\$128,195,471</b>	<b>95,227</b>	<b>\$260,772,296</b>

Source: UW Office of Development

The number of donors and contribution totals for the major Development areas of the University are shown. Dollar values are based on donor values.

Job Number: 68669

December 2005

Development Area Summary - Gifts and Private Grants



DEVELOPMENT SUMMARY - GIFTS

AREA	CURRENT MONTH		YEAR TO DATE		PRIOR YEAR TO DATE		PRIOR FISCAL YEAR	
	Donors	Value	Donors	Value	Donors	Value	Donors	Value
UW Seattle								
UW Medicine	5,415	\$28,295,075	11,364	\$36,328,690	11,261	\$18,696,758	18,519	\$38,381,050
Architecture	447	\$344,734	663	\$2,647,680	554	\$261,381	1,123	\$518,323
Arts and Sciences	4,051	\$4,868,172	10,303	\$10,330,852	9,820	\$10,264,570	15,367	\$18,075,018
Broadcast Services	639	\$187,816	1,844	\$3,218,568	1,737	\$3,768,132	3,217	\$8,301,726
Business School	921	\$3,620,602	2,875	\$6,548,695	2,690	\$7,916,385	4,295	\$12,293,744
Dentistry	317	\$483,962	872	\$1,140,315	796	\$750,518	1,265	\$1,207,976
Education	247	\$264,870	1,004	\$1,002,945	774	\$1,287,940	1,468	\$1,809,231
Engineering	893	\$8,838,869	2,747	\$13,385,609	2,367	\$11,408,893	3,953	\$20,659,919
Evans Schl. of Pub. Affairs	108	\$101,156	261	\$490,366	412	\$291,957	699	\$544,233
Forest Resources	299	\$207,533	594	\$1,714,193	507	\$716,928	1,015	\$1,434,077
Graduate School	90	\$189,228	248	\$1,757,203	235	\$990,608	529	\$1,760,644
Information School	111	\$76,765	413	\$206,824	385	\$231,648	568	\$327,830
Intercollegiate Athletics	1,997	\$2,947,050	4,213	\$5,761,274	3,236	\$5,145,521	23,274	\$15,865,980
Law	491	\$33,430,020	1,070	\$34,617,929	949	\$967,500	1,725	\$1,686,596
Libraries	402	\$178,498	1,053	\$723,770	1,054	\$483,466	4,105	\$1,030,319
Nursing	549	\$418,581	1,144	\$1,252,900	1,121	\$749,450	1,616	\$1,569,608
Ocean and Fisheries	206	\$433,796	380	\$1,960,425	361	\$1,824,272	654	\$2,060,947
Pharmacy	222	\$294,539	531	\$818,004	448	\$1,205,777	1,024	\$2,155,260
President's Funds	356	\$302,925	912	\$502,881	884	\$339,291	2,237	\$693,593
Public Health	121	\$94,271	328	\$652,925	282	\$731,377	596	\$951,832
Scholar. & Student Progs.	618	\$2,682,367	1,817	\$4,786,475	1,860	\$2,700,698	3,357	\$4,964,114
Social Work	111	\$277,215	322	\$483,950	228	\$431,712	775	\$578,123
UW Alumni Association	2,163	\$108,655	9,894	\$480,634	9,296	\$427,101	20,482	\$1,034,131
University Press	33	\$44,956	244	\$220,722	190	\$185,093	357	\$465,799
University Support	270	\$1,445,239	1,049	\$5,392,948	779	\$5,382,886	2,199	\$9,529,319
Washington Tech. Center								
UW Bothell	39	\$9,979	144	\$51,089	175	\$210,733	520	\$286,256
UW Tacoma	100	\$387,975	307	\$1,478,110	172	\$319,292	649	\$3,784,263
<b>All UW Unique Total</b>	<b>18,990</b>	<b>\$90,534,861</b>	<b>49,308</b>	<b>\$137,955,991</b>	<b>46,216</b>	<b>\$77,689,900</b>	<b>94,742</b>	<b>\$151,969,925</b>

Source: UW Office of Development

The number of donors and contribution totals (gifts only) for the major Development areas of the University are shown. Dollar values are based on donor values.

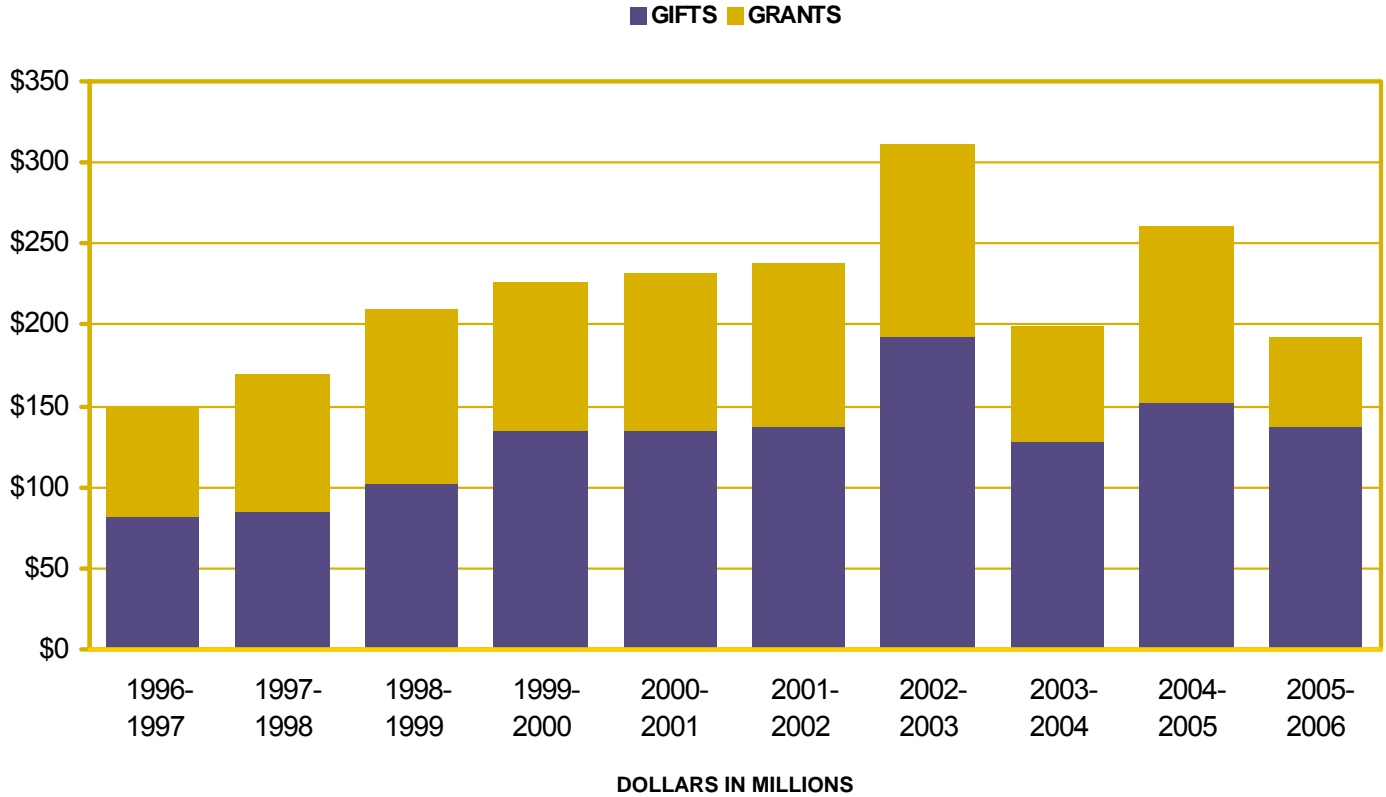
Job Number: 68669

December 2005

Development Area Summary - Gifts



COMPLETE FISCAL YEAR COMPARISON OF TOTAL CONTRIBUTIONS RECEIVED



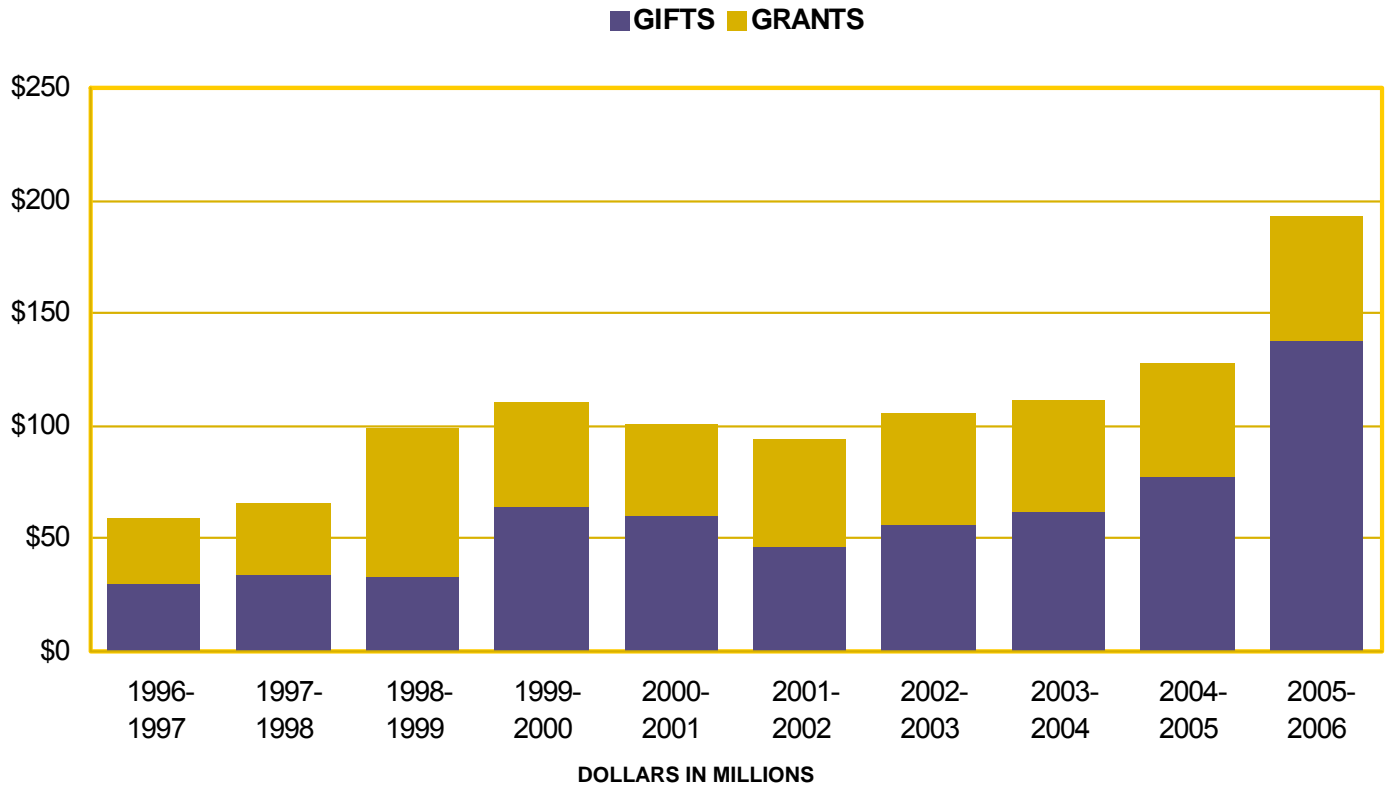
FISCAL YEAR	GIFTS	GRANTS	TOTAL CONTRIBUTIONS
2005- 2006	\$137,955,991	\$54,851,435	\$192,807,426
2004- 2005	\$151,969,925	\$108,802,371	\$260,772,296
2003- 2004	\$128,174,367	\$71,603,323	\$199,777,690
2002- 2003	\$192,573,183	\$118,677,722	\$311,250,905
2001- 2002	\$137,959,340	\$100,820,547	\$238,779,887
2000- 2001	\$134,805,190	\$97,112,979	\$231,918,169
1999- 2000	\$134,037,997	\$91,536,165	\$225,574,162
1998- 1999	\$102,925,077	\$107,619,586	\$210,544,663
1997- 1998	\$84,718,016	\$85,276,615	\$169,994,631
1996- 1997	\$81,892,963	\$67,425,874	\$149,318,837

Source: UW Office of Development

This graph compares the current fiscal year's contribution totals to each of the previous nine fiscal year's contribution totals.



## YEAR TO DATE CONTRIBUTION TOTALS



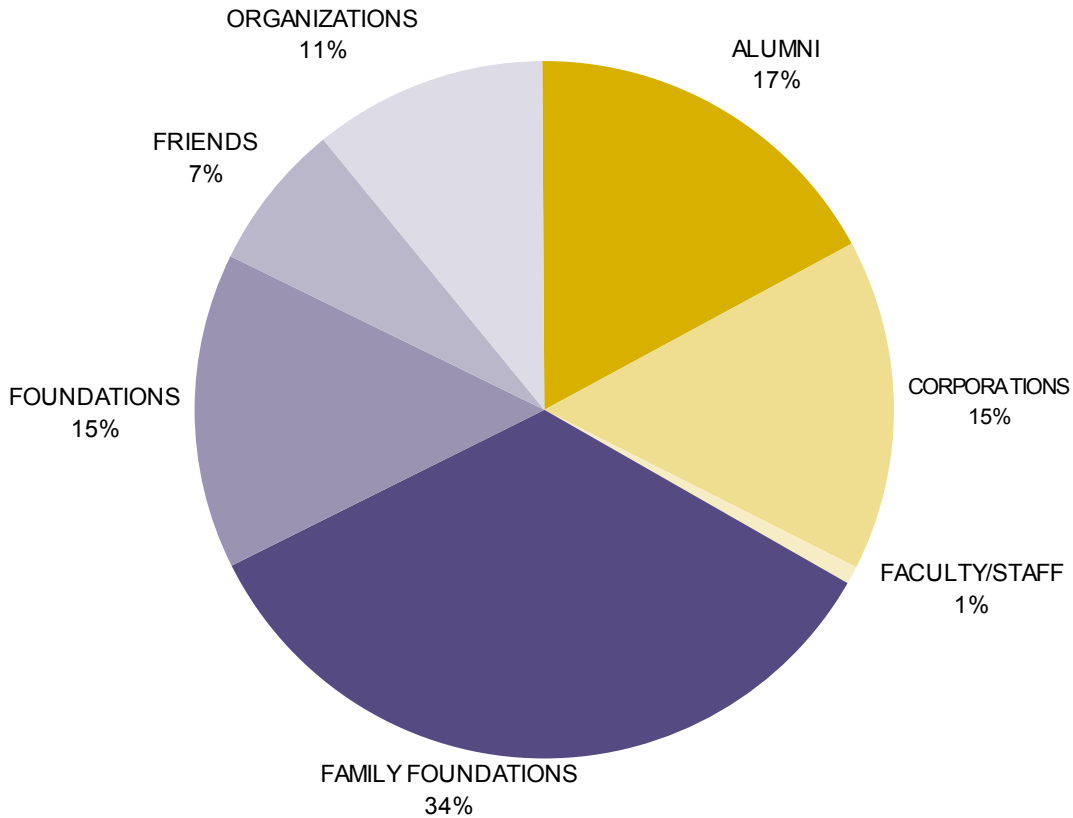
FISCAL YEAR	GIFTS	GRANTS	TOTAL CONTRIBUTIONS
2005- 2006	\$137,955,991	\$54,851,435	\$192,807,426
2004- 2005	\$77,689,900	\$50,505,571	\$128,195,471
2003- 2004	\$62,089,442	\$48,886,946	\$110,976,388
2002- 2003	\$56,283,917	\$49,383,639	\$105,667,556
2001- 2002	\$46,825,862	\$46,929,112	\$93,754,975
2000- 2001	\$59,840,487	\$40,542,569	\$100,383,056
1999- 2000	\$64,006,287	\$46,019,341	\$110,025,628
1998- 1999	\$32,786,646	\$65,836,662	\$98,623,308
1997- 1998	\$33,640,703	\$32,367,456	\$66,008,159
1996- 1997	\$30,314,436	\$28,465,916	\$58,780,352

Source: UW Office of Development

This graph compares the current fiscal year's contribution totals to each of the previous nine fiscal year's contribution totals.



DEVELOPMENT ACTIVITY BY DONOR TYPE IN CURRENT FISCAL YEAR



DONOR TYPE	YEAR TO DATE		PRIOR YEAR TO DATE		PRIOR FISCAL YEAR	
	Donors	Value	Donors	Value	Donors	Value
Alumni	27,950	\$33,240,138	25,875	\$26,167,071	49,406	\$45,066,818
Corporations	1,689	\$29,163,925	1,675	\$27,816,384	3,775	\$61,273,024
Faculty/Staff	2,503	\$1,808,171	2,456	\$2,182,194	3,656	\$4,572,200
Family Foundations	123	\$65,795,977	117	\$12,053,121	176	\$20,706,692
Foundations	289	\$28,396,202	244	\$27,694,027	398	\$60,401,770
Friends	16,837	\$13,726,360	15,873	\$12,663,231	37,429	\$28,361,471
Organizations	311	\$20,676,653	309	\$19,619,442	553	\$40,390,320

Source: UW Office of Development

This graph shows the sources of contributions for the current year to date. Dollar values are based on donor value.

Job Number: 68669  
 December 2005

Development Activity by Donor Type in Current Fiscal Year Chart





## ALUMNI PARTICIPATION BY CONSTITUENCY

AREA	CURRENT FISCAL YEAR TO DATE			PREVIOUS FISCAL YEAR TO DATE			
	Solicitible	Donors	Partic. Rate	Solicitible	Donors	Partic. Rate	Final %
UW Seattle							
UW Medicine	16,049	1,896	11.8%	15,842	1,891	11.9%	21.5%
Architecture	7,393	783	10.6%	7,192	689	9.6%	18.5%
Arts and Sciences	126,129	11,933	9.5%	121,216	10,884	9.0%	16.7%
Business School	34,923	4,223	12.1%	34,015	3,960	11.6%	22.4%
Dentistry	4,388	755	17.2%	4,301	690	16.0%	29.0%
Education	18,434	1,930	10.5%	18,677	1,762	9.4%	20.0%
Engineering	30,120	2,948	9.8%	29,399	2,689	9.1%	17.0%
Evans School of Public Affairs	1,964	234	11.9%	1,872	189	10.1%	24.4%
Forest Resources	4,446	417	9.4%	4,382	407	9.3%	17.7%
Interdisc. Grad. Programs	1,296	126	9.7%	1,161	114	9.8%	20.3%
Interschool Programs	286	26	9.1%	241	24	10.0%	17.4%
Information School	3,976	587	14.8%	3,786	526	13.9%	22.7%
Law	7,320	1,030	14.1%	7,070	903	12.8%	24.8%
School of Nursing	8,181	1,216	14.9%	7,976	1,209	15.2%	24.5%
Ocean & Fisheries	3,642	369	10.1%	3,560	347	9.7%	18.7%
Pharmacy	3,255	414	12.7%	3,147	388	12.3%	30.4%
Public Health	3,766	390	10.4%	3,139	374	11.9%	22.7%
Social Work	5,804	473	8.1%	5,707	394	6.9%	17.4%
Undergrad. Interdisc. Programs	119	7	5.9%	67	5	7.5%	17.9%
UW Bothell	4,324	244	5.6%	3,580	220	6.1%	13.7%
UW Tacoma	4,892	227	4.6%	4,016	186	4.6%	13.2%
Unspecified	11,097	1,354	12.2%	11,614	1,404	12.1%	24.0%
<b>All UW Total</b>	<b>276,793</b>	<b>27,950</b>	<b>10.1%</b>	<b>267,179</b>	<b>25,874</b>	<b>9.7%</b>	<b>18.5%</b>

Source: UW Office of Development

Job Number: 68669  
 December 2005

Alumni Participation

