

VII. STANDING COMMITTEES

B. Finance, Audit and Facilities Committee

Grant and Contract Awards – June, 2005

RECOMMENDED ACTION:

It is the recommendation of the administration and the Finance and Audit Committee that the Board of Regents accept the Grant and Contract Awards as presented on the attached list.

Attachment: Grant and Contract Awards Summary  
Report of Grant and Contract Awards of  
\$1,000,000 or More

---

---

**Grant and Contract Awards Summary**

to

**The Board of Regents**

of the

**University of Washington**

for

**June 2005**

**Office of Research**

**Office of Sponsored Programs**

---

---

## Table of Contents

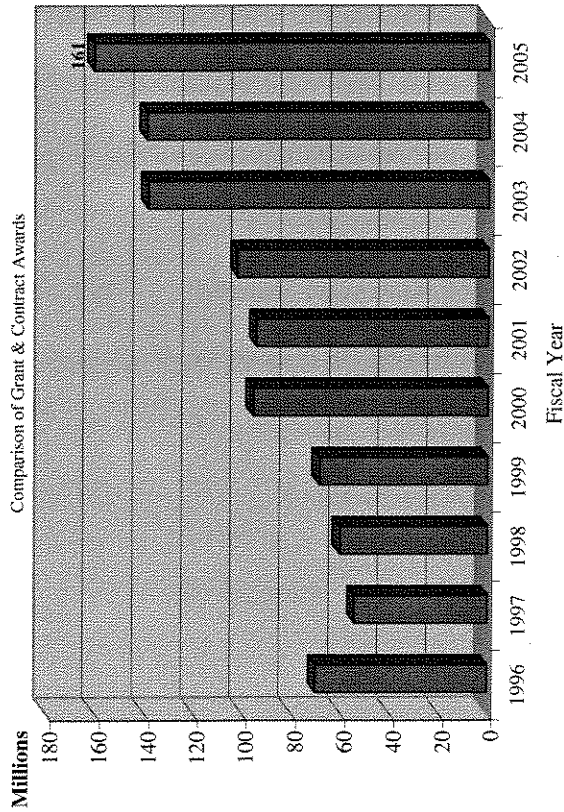
|  | Page |
|--|------|
| Award Highlights   | 2    |
| Graphic Summary of Award Activity                                | 3    |
| Summary of Grant and Contract Awards                             | 4    |
| Comparison of Grant and Contract Awards by Agency                | 5    |
| Comparison of Grant and Contract Awards by School/College        | 6    |
| Listing of Awards for College of Arts and Sciences by Department | 7    |
| Summary of Grant Awards - Excluding Private Awards               | 8    |
| Summary of Private Grant Awards                                  | 9    |
| Summary of Contract Awards                                       | 10   |

## JUNE HIGHLIGHTS

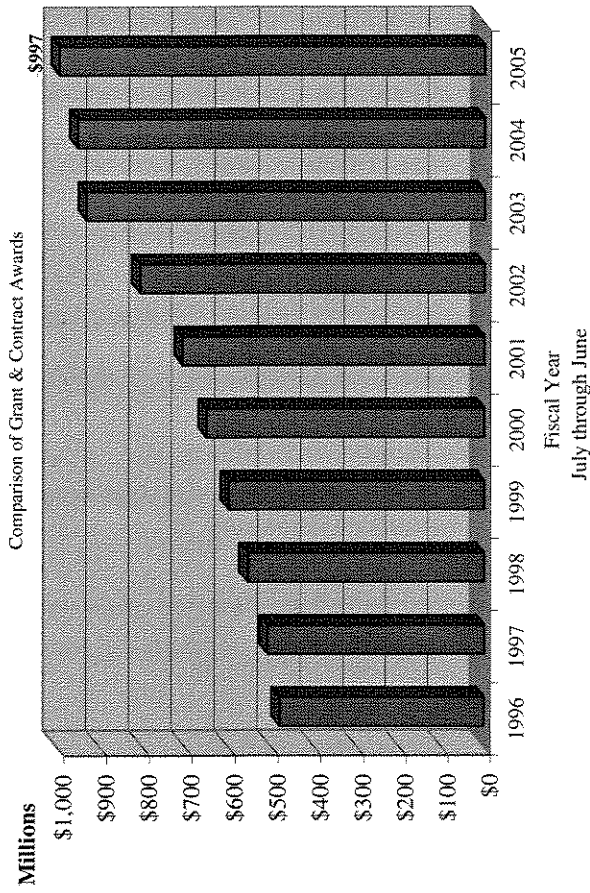
The Bill and Melinda Gates Foundation awarded a grant in the amount of \$4,535,338 for a project under the direction of Professor Paul Yager of the Bioengineering Department entitled "A Point-Of-Care Diagnostic System For The Developing World." The purpose of the involved scientists is to produce a prototype of an easy to use and relatively inexpensive point-of-care diagnostic system to perform multiple simultaneous nucleic acid-based assays and immunoassays that can be used in underdeveloped areas of the world. Their intent is to provide healthcare providers with a single common tool that allows use of a minimally non-invasive small volume sample rapidly, in seconds to minutes, to diagnose a wide range of diseases by direct analysis of bodily fluids. The result will be a fully integrated multiplex point-of-care diagnostic device which will achieve performance equivalent to centralized laboratory systems.

The University of Maryland, with primary funding from the U.S. Department of Defense National Security Education Program, awarded a grant in the amount of \$148,664 for a project under the direction of Associate Professor Terri DeYoung of the Department of Near Eastern Languages and Civilization entitled "Arabic For Interactive Communication." Arabic for Interactive Communication is a nationally focused undertaking designed to improve Arabic instruction for American students. The purposes of the program are to improve the teaching of Arabic in speaking, listening comprehension and reading skills and to enhance the opportunities for students to hone these skills. The goal is to produce a larger group than now exists of trained professionals in disciplines requiring Arabic communication skills.

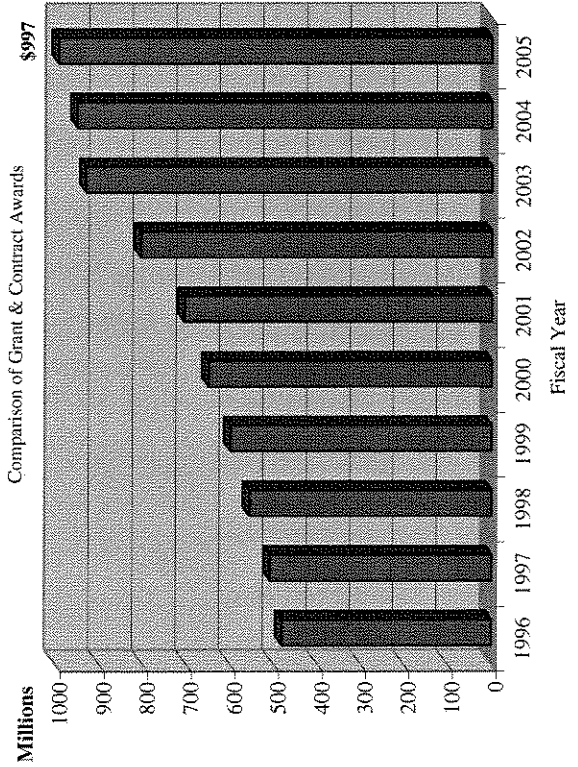
**JUNE ONLY**



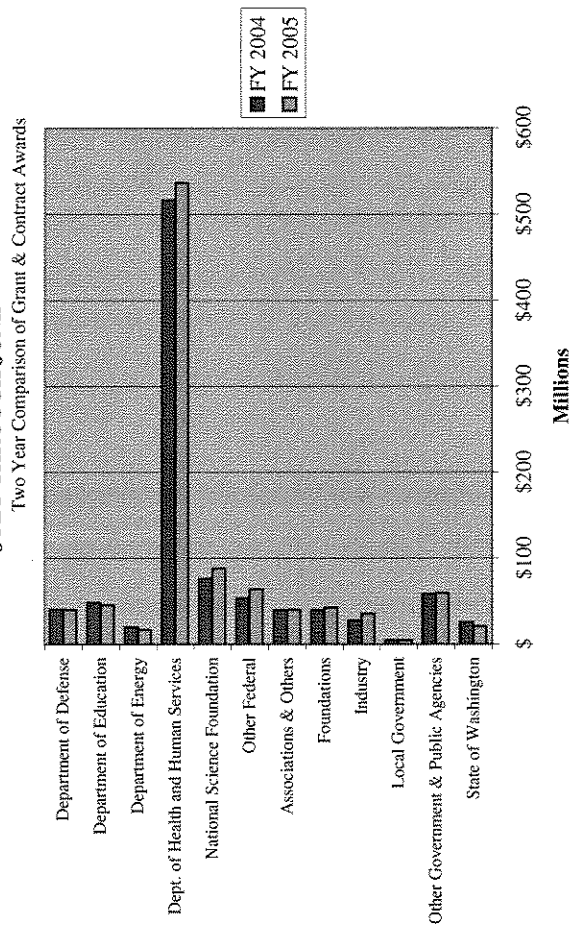
**YEAR-TO-DATE**



**COMPLETE FISCAL YEAR**



**JULY THROUGH JUNE**



**Summary of Grant and Contract Awards**  
**Fiscal Year 2004-2005**

| <b>Month</b>                          | <b>RESEARCH</b>      |                      | <b>TRAINING</b>      |                      | <b>Total<br/>Grants and Contracts</b> |
|---------------------------------------|----------------------|----------------------|----------------------|----------------------|---------------------------------------|
|                                       | <b>Federal</b>       | <b>Non-Federal</b>   | <b>Federal</b>       | <b>Non-Federal</b>   |                                       |
| July                                  | \$59,948,697         | \$15,490,944         | \$6,142,165          | \$2,586,862          | \$84,168,668                          |
| August                                | \$82,841,472         | \$16,029,595         | \$8,528,029          | \$2,376,175          | \$109,775,271                         |
| September                             | \$97,039,843         | \$14,184,402         | \$13,804,079         | \$4,691,741          | \$129,720,065                         |
| October                               | \$47,512,914         | \$15,994,709         | \$10,144,334         | \$5,762,687          | \$79,414,644                          |
| November                              | \$11,718,550         | \$12,792,667         | \$7,763,675          | \$1,809,803          | \$34,084,695                          |
| December                              | \$22,620,816         | \$11,009,686         | \$11,259,228         | \$936,242            | \$45,825,972                          |
| January                               | \$27,733,231         | \$10,607,078         | \$4,901,594          | \$1,637,010          | \$44,878,913                          |
| February                              | \$41,430,820         | \$11,310,474         | \$1,776,769          | \$1,550,461          | \$56,068,524                          |
| March                                 | \$52,832,824         | \$13,845,841         | \$6,890,359          | \$2,415,270          | \$75,984,294                          |
| April                                 | \$63,412,911         | \$9,308,697          | \$3,813,694          | \$1,207,004          | \$77,742,306                          |
| May                                   | \$52,204,121         | \$11,900,725         | \$32,650,252         | \$1,556,419          | \$98,311,517                          |
| June                                  | \$104,385,739        | \$26,130,548         | \$20,963,553         | \$9,243,810          | \$160,723,650                         |
| <b>Current Year<br/>to Date</b>       | <b>\$663,681,938</b> | <b>\$168,605,366</b> | <b>\$128,637,731</b> | <b>\$35,773,484</b>  | <b>\$996,698,519</b>                  |
| <b>Previous Year<br/>to Date</b>      | <b>\$661,774,763</b> | <b>\$155,205,930</b> | <b>\$95,142,834</b>  | <b>\$41,438,374</b>  | <b>\$953,561,901</b>                  |
| <b>Over (Under)<br/>Previous Year</b> | <b>\$1,907,175</b>   | <b>\$13,399,437</b>  | <b>\$33,494,897</b>  | <b>(\$5,664,890)</b> | <b>\$43,136,619</b>                   |

Assuming acceptance of all awards by the Board of Regents

**Comparison of Grant and Contract Awards by Agency**  
**Fiscal Years 2003-2004 and 2004-2005**

| <b>Agency</b>                          | <b>July-Jun FY04</b> | <b>July-Jun FY05</b> |
|--|----------------------|----------------------|
| Department of Defense                  | \$40,862,971         | \$40,208,716         |
| Department of Education                | \$48,853,709         | \$45,787,669         |
| Department of Energy                   | \$20,189,802         | \$17,155,624         |
| Dept. of Health and Human Services     | \$516,511,415        | \$536,695,534        |
| National Science Foundation            | \$76,552,616         | \$88,419,994         |
| Other Federal                          | \$53,947,084         | \$64,052,132         |
| <b>Subtotal for Federal:</b>           | <b>\$756,917,597</b> | <b>\$792,319,669</b> |
| Associations /Others                   | \$39,923,828         | \$39,989,093         |
| Foundations                            | \$39,630,770         | \$42,802,935         |
| Industry                               | \$27,734,783         | \$35,882,705         |
| Local Government                       | \$4,685,012          | \$5,016,989          |
| Other Government and Public Agencies   | \$58,823,837         | \$60,031,990         |
| State of Washington                    | \$25,846,074         | \$20,655,138         |
| <b>Subtotal for Non-Federal:</b>       | <b>\$196,644,304</b> | <b>\$204,378,850</b> |
| <b>Grand Total :</b>                   | <b>\$953,561,901</b> | <b>\$996,698,519</b> |
| <b>Amount of Increase (Decrease):</b>  |                      | <b>\$43,136,619</b>  |
| <b>Percent of Increase (Decrease):</b> |                      | <b>4.5%</b>          |

Assuming acceptance of all awards by the Board of Regents

**Comparison of Grant and Contract Awards by School/College**  
**Fiscal Years 2003-2004 and 2004-2005**

| <b>School/College</b>                | <b>July-Jun FY04</b> | <b>July-Jun FY05</b> |
|--------------------------------------|----------------------|----------------------|
| <b>Upper Campus</b>                  |                      |                      |
| Architecture and Urban Planning      | \$2,561,648          | \$847,063            |
| Arts and Science                     | \$102,761,059        | \$84,716,686         |
| Business Administration              | \$13,303             | \$396,250            |
| Education                            | \$11,693,922         | \$16,662,904         |
| Engineering                          | \$80,703,375         | \$79,240,429         |
| Evans School of Public Affairs       | \$13,497,469         | \$9,326,167          |
| Forest Resources                     | \$8,676,356          | \$7,181,213          |
| Graduate School                      | \$3,797,766          | \$4,008,625          |
| Information School                   | \$2,046,638          | \$1,879,930          |
| Law                                  | \$121,000            | \$2,306,775          |
| Ocean and Fishery Sciences           | \$64,254,197         | \$74,364,161         |
| Office of Research                   | \$9,480,741          | \$16,381,028         |
| Social Work                          | \$29,109,417         | \$24,282,534         |
| Undergraduate Education              | \$119,897            | \$141,666            |
| <b>Subtotal :</b>                    | <b>\$328,836,788</b> | <b>\$321,735,431</b> |
| <b>Health Sciences</b>               |                      |                      |
| Dentistry                            | \$15,620,285         | \$15,679,198         |
| Medicine                             | \$451,052,062        | \$458,263,606        |
| Nursing                              | \$19,084,426         | \$17,329,866         |
| Pharmacy                             | \$13,040,226         | \$15,853,369         |
| Public Health and Community Medicine | \$55,325,559         | \$84,063,576         |
| <b>Subtotal :</b>                    | <b>\$554,122,558</b> | <b>\$591,189,615</b> |
| <b>Special Programs</b>              |                      |                      |
| Health Sciences Special Programs     | \$34,421,047         | \$41,621,957         |
| Other Special Programs               | \$35,506,630         | \$39,895,771         |
| <b>Subtotal :</b>                    | <b>\$69,927,677</b>  | <b>\$81,517,728</b>  |
| <b>Branch Campuses</b>               |                      |                      |
| Branch Campuses (Bothell)            | \$511,978            | \$1,867,009          |
| Branch Campuses (Tacoma)             | \$162,900            | \$388,736            |
| <b>Subtotal :</b>                    | <b>\$674,878</b>     | <b>\$2,255,745</b>   |
| <b>Grand Total :</b>                 | <b>\$953,561,901</b> | <b>\$996,698,519</b> |

Assuming acceptance of all awards by the Board of Regents



---



---

**List of Awards for Arts and Sciences**

| <b>Department</b>                                   | <b>July-Jun FY04</b> | <b>July-Jun FY05</b> |
|---|----------------------|----------------------|
| Center for Humanities                               | \$10,000             | \$0                  |
| Center for Statistics and the Social Sciences       | \$1,021,857          | \$951,482            |
| Center for Studies in Demography and Ecology        | \$4,068,701          | \$2,182,902          |
| College of Arts and Sciences                        | \$1,147,442          | \$1,150,692          |
| Department of Anthropology                          | \$750,351            | \$399,580            |
| Department of Applied Mathematics                   | \$1,707,970          | \$600,171            |
| Department of Asian Languages and Literature        | \$0                  | \$10,000             |
| Department of Astronomy                             | \$2,361,670          | \$2,254,699          |
| Department of Atmospheric Sciences                  | \$9,592,381          | \$5,370,475          |
| Department of Biology                               | \$14,146,240         | \$6,090,858          |
| Department of Chemistry                             | \$21,509,224         | \$21,824,423         |
| Department of Classics                              | \$44,656             | \$0                  |
| Department of Communication                         | \$644,744            | \$891,000            |
| Department of Earth and Space Sciences              | \$6,888,327          | \$9,257,631          |
| Department of Economics                             | \$0                  | \$18,052             |
| Department of English                               | \$49,500             | \$53,000             |
| Department of Geography                             | \$1,382,174          | \$764,528            |
| Department of Germanics                             | \$44,000             | \$44,000             |
| Department of History                               | \$183,805            | \$160,000            |
| Department of Linguistics                           | \$65,403             | \$0                  |
| Department of Mathematics                           | \$2,140,944          | \$4,495,008          |
| Department of Near Eastern Languages & Civilization | \$0                  | \$150,664            |
| Department of Near Eastern Languages & Civilization | \$371,295            | \$2,000              |
| Department of Physics                               | \$9,477,732          | \$10,512,153         |
| Department of Political Science                     | \$288,570            | \$506,867            |
| Department of Psychology                            | \$10,049,032         | \$8,414,571          |
| Department of Scandinavian Languages and Literature | \$27,273             | \$27,273             |
| Department of Sociology                             | \$492,861            | \$0                  |
| Department of Speech and Hearing Sciences           | \$2,395,020          | \$1,590,434          |
| Department of Statistics                            | \$1,373,595          | \$1,373,688          |
| Henry M. Jackson School of International Studies    | \$7,743,679          | \$4,496,609          |
| Institute for Nuclear Theory                        | \$2,368,900          | \$210,000            |
| Public Performing Arts                              | \$36,880             | \$117,390            |
| School of Art                                       | \$0                  | \$127,400            |
| School of Music                                     | \$0                  | \$49,093             |
| Sociology   | \$0                  | \$22,718             |
| Thomas Burke Memorial Washington State Museum       | \$376,833            | \$594,370            |
| Undergraduate Studies                               | \$0                  | \$2,955              |
|   | <b>\$102,761,059</b> | <b>\$84,716,686</b>  |

**Assuming acceptance of all awards by the Board of Regents**

## Summary of Grant Awards

Fiscal Year 2004-2005

(Excluding Private Awards from Foundations, Industry, Associations and Other)

| Month               | RESEARCH             |                     | TRAINING             |                    | Total Grants         |
|---------------------|----------------------|---------------------|----------------------|--------------------|----------------------|
|                     | Federal              | Non-Federal         | Federal              | Non-Federal        |                      |
| July                | \$55,974,193         | \$6,566,850         | \$5,628,040          | \$419,247          | \$68,588,330         |
| August              | \$81,537,111         | \$3,607,384         | \$8,409,062          | \$286,194          | \$93,839,751         |
| September           | \$91,915,174         | \$4,443,388         | \$13,472,578         | \$2,050,573        | \$111,881,713        |
| October             | \$38,700,760         | \$3,127,126         | \$10,006,094         | \$587,266          | \$52,421,246         |
| November            | \$10,112,191         | \$5,475,868         | \$7,364,454          | \$195,093          | \$23,147,606         |
| December            | \$19,875,113         | \$3,182,322         | \$11,174,372         | \$73,083           | \$34,304,890         |
| January             | \$26,584,659         | \$2,100,436         | \$4,807,682          | \$239,176          | \$33,731,953         |
| February            | \$36,529,612         | \$2,205,423         | \$1,624,455          | \$154,265          | \$40,513,755         |
| March               | \$47,985,036         | \$3,279,607         | \$6,575,843          | \$151,305          | \$57,991,791         |
| April               | \$58,149,265         | \$2,520,928         | \$3,743,574          | \$71,137           | \$64,484,904         |
| May                 | \$45,389,560         | \$2,823,017         | \$32,446,328         | \$43,172           | \$80,702,077         |
| June                | \$99,765,262         | \$104,617,758       | \$20,953,513         | \$22,495,871       | \$127,113,629        |
| <b>Year to Date</b> | <b>\$612,517,936</b> | <b>\$44,184,845</b> | <b>\$126,205,995</b> | <b>\$5,812,869</b> | <b>\$788,721,645</b> |

Assuming acceptance of all awards by the Board of Regents

---

---

## Summary of Grant Awards

Fiscal Year 2004-2005

(Private Awards from Foundations, Industry, Associations and Other)

---

| Month        | RESEARCH     | TRAINING     | Total Grants |
|--------------|--------------|--------------|--------------|
| July         | \$4,689,311  | \$1,326,279  | \$6,015,590  |
| August       | \$6,122,163  | \$1,311,941  | \$7,434,104  |
| September    | \$4,654,889  | \$1,752,306  | \$6,407,195  |
| October      | \$9,071,080  | \$602,381    | \$9,673,461  |
| November     | \$4,857,082  | \$1,482,411  | \$6,339,493  |
| December     | \$4,783,350  | \$670,728    | \$5,454,078  |
| January      | \$5,950,843  | \$826,739    | \$6,777,582  |
| February     | \$5,409,443  | \$402,095    | \$5,811,538  |
| March        | \$7,274,343  | \$1,773,104  | \$9,047,447  |
| April        | \$3,484,973  | \$953,401    | \$4,438,374  |
| May          | \$6,057,011  | \$1,059,754  | \$7,116,765  |
| June         | \$16,383,254 | \$2,570,319  | \$18,953,573 |
| Year to Date | \$78,737,742 | \$14,731,458 | \$93,469,200 |

---

---

Assuming acceptance of all awards by the Board of Regents

## Summary of Contract Awards

Fiscal Year 2004-2005

| Month               | RESEARCH            |                     | TRAINING           |                     | Total Contracts      |
|---------------------|---------------------|---------------------|--------------------|---------------------|----------------------|
|                     | Federal             | Non-Federal         | Federal            | Non-Federal         |                      |
| July                | \$3,974,504         | \$4,234,783         | \$514,125          | \$841,336           | \$9,564,748          |
| August              | \$1,304,361         | \$6,300,048         | \$118,967          | \$778,040           | \$8,501,416          |
| September           | \$5,124,669         | \$5,086,125         | \$331,501          | \$888,862           | \$11,431,157         |
| October             | \$8,812,154         | \$3,796,503         | \$138,240          | \$4,573,040         | \$17,319,937         |
| November            | \$1,606,359         | \$2,459,717         | \$399,221          | \$132,299           | \$4,597,596          |
| December            | \$2,745,703         | \$3,044,014         | \$84,856           | \$192,431           | \$6,067,004          |
| January             | \$1,148,572         | \$2,555,799         | \$93,912           | \$571,095           | \$4,369,378          |
| February            | \$4,901,208         | \$3,695,608         | \$152,314          | \$994,101           | \$9,743,231          |
| March               | \$4,847,788         | \$3,291,891         | \$314,516          | \$490,861           | \$8,945,056          |
| April               | \$5,263,646         | \$3,302,796         | \$70,120           | \$182,466           | \$8,819,028          |
| May                 | \$6,814,561         | \$3,020,697         | \$203,924          | \$453,493           | \$10,492,675         |
| June                | \$4,620,477         | \$4,894,798         | \$10,040           | \$5,131,133         | \$14,656,448         |
| <b>Year to Date</b> | <b>\$51,164,002</b> | <b>\$45,682,779</b> | <b>\$2,431,736</b> | <b>\$15,229,157</b> | <b>\$114,507,674</b> |

Assuming acceptance of all awards by the Board of Regents

---

---

**Report of Grant and Contract Awards  
Of \$1,000,000 or More**

**June 2005**

**Requiring Action of  
The Board of Regents**

**of the  
University of Washington**

**Office of Research  
Office of Sponsored Programs**

---

---

## Table of Contents

|   | Page |
|---|------|
| Detail of Grant Awards - Excluding Private Grants | 2    |
| Detail of Private Grants                          | 5    |
| Detail of Contracts                               | 6    |

Detail of Grant Awards (Excluding Private Awards) for  
June 2005

**FEDERAL**

**DEPARTMENT OF EDUCATION**

**U.S. Department of Education**

To: S. KAY LEWIS, ASSISTANT VICE PRESIDENT/DIRECTOR \$18,300,000  
OFFICE OF STUDENT AFFAIRS  
For: PELL GRANT

Eff: 7/1/2004

To: S. KAY LEWIS, ASSISTANT VICE PRESIDENT/DIRECTOR \$3,114,481  
OFFICE OF STUDENT AFFAIRS  
For: SUPPLEMENTAL EDUCATIONAL OPPORTUNITY GRANT PROGRAM

Eff: 7/1/2004

To: S. KAY LEWIS, ASSISTANT VICE PRESIDENT/DIRECTOR \$2,672,948  
OFFICE OF STUDENT AFFAIRS  
For: FEDERAL WORK STUDY

Eff: 7/1/2004

To: S. KAY LEWIS, ASSISTANT VICE PRESIDENT/DIRECTOR \$1,122,746  
OFFICE OF STUDENT AFFAIRS  
For: STATE WORK STUDY

Eff: 7/1/2004

**Department of Education Subtotal:** 

---

 **\$25,210,175**

**DEPT. OF HEALTH AND HUMAN SERVICES**

**Health Resources and Services Administration**

To: BERNADETTE LALONDE, RESEARCH ASSOCIATE PROFESSOR \$2,213,176  
DEPARTMENT OF HEALTH SERVICES  
For: REGIONAL AETC PROGRAM

Eff: 7/1/2005

**National Institutes of Health**

To: J. DAVID HAWKINS, PROFESSOR \$3,728,482  
SCHOOL OF SOCIAL WORK  
For: SCIENCE-BASED PREVENTION: TESTING COMMUNITIES THAT CARE

Eff: 4/1/2005

**Detail of Grant Awards (Excluding Private Awards) for  
June 2005**

|      |   |             |
|------|---|-------------|
| To:  | MURRAY A. RASKIND, PROFESSOR  | \$2,408,489 |
| For: | DEPARTMENT OF PSYCHIATRY AND BEHAVIORAL SCIENCES<br>ALZHEIMER'S DISEASE RESEARCH CENTER |             |
| Eff: | 5/1/2005  |             |
| To:  | GERALDINE DAWSON, PROFESSOR   | \$2,081,564 |
| For: | CHILD DEVELOPMENT AND MENTAL RETARDATION CENTER<br>NEUROBIOLOGY & GENETICS OF AUTISM    |             |
| Eff: | 6/1/2005  |             |
| To:  | WILLIAM A. CATTERALL, PROFESSOR/CHAIR   | \$1,931,415 |
| For: | DEPARTMENT OF PHARMACOLOGY<br>MOLECULAR ANALYSIS OF SIGNAL TRANSDUCTION IN THE HEART    |             |
| Eff: | 7/1/2005  |             |
| To:  | GERALDINE DAWSON, PROFESSOR   | \$1,625,531 |
| For: | CHILD DEVELOPMENT AND MENTAL RETARDATION CENTER<br>UW STAART CENTER OF EXCELLENCE       |             |
| Eff: | 5/1/2005  |             |
| To:  | DAVID L. EATON, PROFESSOR/DIRECTOR  | \$1,506,171 |
| For: | DEPARTMENT OF ENVIRONMENTAL HEALTH<br>CENTER FOR ECOGENETICS AND ENVIRONMENTAL HEALTH   |             |
| Eff: | 4/1/2005  |             |
| To:  | CHARLES CHAVKIN, PROFESSOR  | \$1,133,621 |
| For: | DEPARTMENT OF PHARMACOLOGY<br>MOLECULAR COMPONENTS UNDERLYING DRUG ABUSE                |             |
| Eff: | 6/1/2005  |             |
| To:  | KING K. HOLMES, PROFESSOR   | \$1,100,000 |
| For: | DEPARTMENT OF MEDICINE<br>AIDS INTERNATIONAL TRAINING AND RESEARCH PROGRAM              |             |
| Eff: | 6/1/2005  |             |
| To:  | DAVID KIMELMAN, PROFESSOR   | \$1,099,224 |
| For: | DEPARTMENT OF BIOCHEMISTRY<br>TRAINING IN MOLECULAR AND CELLULAR BIOLOGY                |             |
| Eff: | 7/1/2005  |             |



**Detail of Grant Awards (Excluding Private Awards) for  
June 2005**

To: BRYAN S. SIRES, ASSOCIATE PROFESSOR \$1,027,763  
DEPARTMENT OF OPHTHALMOLOGY  
For: VISION RESEARCH CORE

Eff: 6/1/2001

**National Library of Medicine**

To: SHERRILYNNE S. FULLER, PROFESSOR \$1,817,813  
LIBRARIES  
For: NATIONAL NETWORK OF LIBRARIES OF MEDICINE, PACIFIC NW REGION, YEAR 5 FUNDING,  
MODIFICATION 11

Eff: 5/1/2005

**Dept. of Health and Human Services Subtotal:**

---

**\$21,673,249**

**NATIONAL SCIENCE FOUNDATION**

**National Science Foundation**

To: LARRY R. DALTON, PROFESSOR \$3,640,000  
DEPARTMENT OF CHEMISTRY  
For: SCIENCE & TECHNOLOGY CENTER ON MATERIALS AND DEVICES FOR INFORMATION

Eff: 8/1/2002

**National Science Foundation Subtotal:**

---

**\$3,640,000**

**Total for Federal:**

---

---

**\$50,523,424**

Detail of Private Grant Awards for  
June 2005

**PRIVATE**

**FOUNDATIONS**

**Bill & Melinda Gates Foundation**

To: PAUL YAGER, PROFESSOR \$4,535,338  
DEPARTMENT OF BIOENGINEERING  
For: A POINT-OF-CARE DIAGNOSTIC SYSTEM FOR THE DEVELOPING WORLD  
Eff: 7/1/2005

**Wallace Foundation**

To: MICHAEL S. KNAPP, PROFESSOR \$3,600,000  
COLLEGE OF EDUCATION  
For: MANAGING A PROGRAM OF RESEARCH ACTIVITITES RELATED TO LEADERSHIP-FOCUSED ISSUE  
GROUPS  
Eff: 5/1/2005

**Foundations Subtotal:**

---

**\$8,135,338**

**Total for Private:**

---

---

**\$8,135,338**

Detail of Contract Awards for  
June 2005

**FEDERAL**

**DEPT. OF HEALTH AND HUMAN SERVICES**

**National Institutes of Health**

To: RICHARD A. KRONMAL, PROFESSOR \$1,575,000  
DEPARTMENT OF BIostatISTICS  
For: CARDIOVASCULAR HEALTH STUDY-TRANSITION PHASE

Eff: 6/1/2005

**Dept. of Health and Human Services Subtotal:**

---

**\$1,575,000**

**Total for Federal:**

---

---

**\$1,575,000**

Detail of Contract Awards for  
June 2005

**NON-FEDERAL**

**OTHER GOVERNMENT & PUBLIC AGENCIES**

**Wake Forest University**

To: SANTICA M. MARCOVINA, RESEARCH PROFESSOR \$2,000,901  
DEPARTMENT OF MEDICINE  
For: CENTRAL CHEMISTRY LABORATORY-ACTION TO CONTROL CARDIOVASCULAR RISK IN DIABETES  
(ACCORD)  
Eff: 4/1/2004

**Other Government & Public Agencies Subtotal:**

---

**\$2,000,901**

**STATE OF WASHINGTON**

**Washington State Department of Social and Health Services**

To: CHARLES DEE WILSON, LECTURER FULL-TIME \$3,814,215  
SCHOOL OF SOCIAL WORK  
For: CHILD WELFARE TRAINING AND ADVANCEMENT PROGRAM 05-06  
Eff: 7/1/2005

**State of Washington Subtotal:**

---

**\$3,814,215**

**Total for Non-Federal:**

---

---

**\$5,815,116**

**Total Awards \$1,000,000 or Greater:**

---

---

**\$66,048,878**